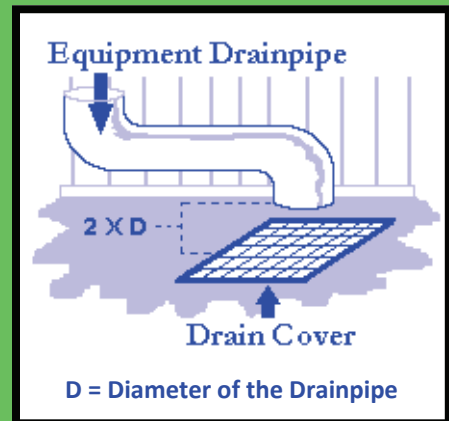
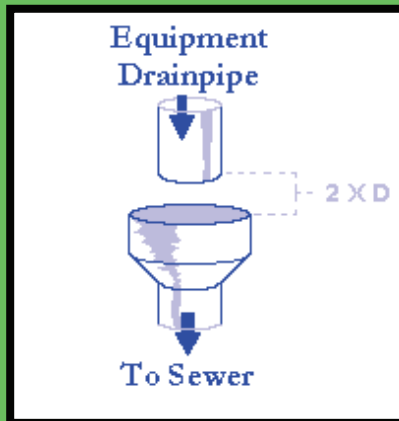
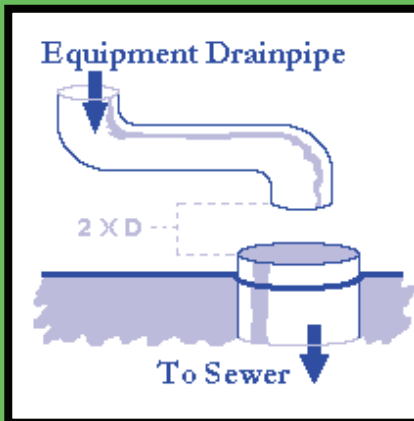
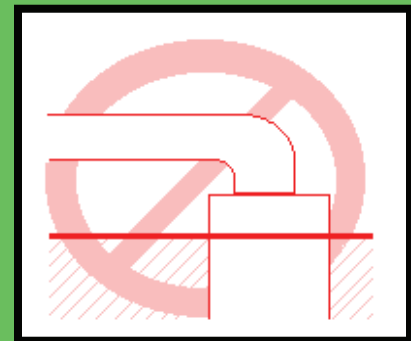
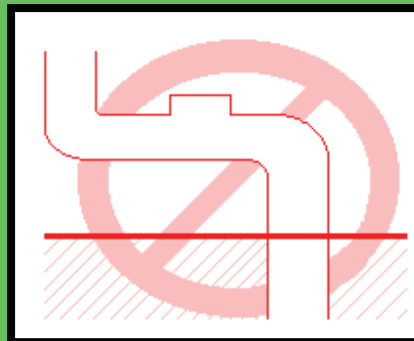
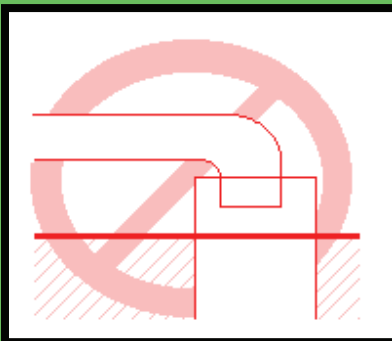


# CIRCULATION SYSTEM AIR GAPS

An **AIR GAP** is a physical separation by an air space between the pool or spa's waste line and the sanitary sewer line. A pool or spa may NOT have a "closed" connection with any sanitary sewer system. A "closed" connection means that two pipes are connected so that no fluid or air can escape. If you currently have a "closed" connection, **you must install an air gap**. An air gap is the only completely reliable method to prevent back flow. A basic air gap might look like one of these examples:



Notice that the very bottom of the equipment drainpipe is above the top of the sewer/drain/septic line. This ensures that any back flow will not enter into the equipment through the drainpipe. The vertical distance between the drainpipe and the flood level rim should be two times the diameter (2 X D) of the drainpipe, but never less than one inch. Here are some examples of incorrect air gaps:



Note that having an 'exit valve' (see middle illustration above) installed in a drainpipe does not count as an air gap. This 'valve' may easily become clogged enough to allow sewage to continue traveling up the drainpipe.