CITY OF WACO, TEXAS

Fiscal Year Budget

2022 - 2023

TABLE OF CONTENTS

Introduction . . . **6**
- Tax Rate Notice . . . 7
- Transmittal Letter . . . 8
- GFOA Award . . . 11
- City of Waco Values and Goals . . . 12
- Organization Chart . . . 14
- Demographics . . . 15
- City Profile . . . 19
- Budget Message . . . 29
- Budget Process . . . 31
- Basis of Budgeting . . . 34
- Fund Structure . . . 36

Budget Overview . . . **38**
- Strategic Plan . . . 39
- Priorities & Issues . . . 40
- Short-term Factors . . . 44
- Explanation of Expenditures . . . 45
- Personnel Summary . . . 50
- Changes from Proposed to Adopted Budget . . . 52

Fund Summaries . . . **53**
- Comprehensive Fund Summary . . . 54
- General Fund . . . 65
- Other Governmental Funds . . . 71
  - Economic Development Incentive Fund . . . 78
  - Economic Development Fund . . . 83
  - Cable PEG 1% Fund . . . 86
  - Building Demo & Lot Clearance Fund . . . 90
- Special Revenue Funds . . . 95
  - Waco-McLennan County Public Health District Fund . . . 102
  - Court Funds . . . 107
    - Court Security Fund . . . 114
    - Court Technology Fund . . . 118
    - Court Jury Reimbursement Fund . . . 122
    - Court Truancy Fund . . . 125
  - Police Forfeiture Funds . . . 128
    - State Chapter 59 Police Forfeiture Fund . . . 135
    - Fed Justice Police Forfeiture Fund . . . 140
    - Fed Treasury Police Forfeiture Fund . . . 143
    - State Chapter 18 Police Forfeiture Fund . . . 146
  - Abandoned Motor Vehicles Fund . . . 149
  - Waco Public Improvement District #1 Fund . . . 154
  - Street Maintenance Fund . . . 158
- Capital Project Funds . . . 162

Special Projects Reserve Fund 169
Governmental Vehicle Replacement Fund 174
Capital Equipment Replacement Fund 179
TIF Capital Projects Fund 182
Governmental Cash CIP Fund 186
Governmental Bond CIP Fund 193
Enterprise Bond CIP Fund 200
Enterprise Cash Funded CIP Fund 207
Enterprise Funds 214
Utility Funds 221
Water Utility Fund 228
Wastewater Utility Fund 232
Waco Metropolitan Area Regional Sewage System (WMARSS) Utility Fund 236
Solid Waste Fund 240
Drainage Utility Fund 244
Waco Regional Airport Fund 249
Convention Services Fund 253
Texas Ranger Hall of Fame Fund 257
Waco Transit System Fund 262
McLennan County Rural Transit District Fund 266
Cameron Park Zoo Fund 271
Cottonwood Creek Golf Course Fund 276
Internal Service Funds 281
Risk Management Fund 288
Employee Health Insurance Fund 292
Engineering Fund 297
Fleet Services Fund 302
Information Technology Fund 306
Proprietary Vehicle and Equipment Replacement Fund 310
Debt Service Funds 315
General Debt Service Fund 322
Water Debt Service Fund 326
Wastewater Debt Service Fund 330
Waco Metropolitan Area Regional Sewage System (WMARSS) Debt Service Fund 334
Solid Waste Debt Service Fund 338
Drainage Debt Service Fund 342
Tax Increment Financing (TIF) Debt Service Fund 346
Funding Sources 347
Property Taxes 348
Sales Tax 354
Business and Occupation Fees 355
Permits, Licenses and Fees 356
Charges for Services 360
Fines and Fees 381
Health Services 385
Hotel-Motel Tax 389
Investment Earnings 390
Non-Operating Revenues 397
Departments 415

City Manager's Office . . . 416
City Council . . . 423
Economic Development . . . 427
Neighborhood Engagement . . . 438
City Secretary . . . 445
Finance . . . 453
Legal . . . 465
Development Services - Planning, Inspections, Code Compliance . . . 472
Human Resources . . . 489
Communications and Marketing . . . 506
Information Technology . . . 519
General Services . . . 532
Public Works . . . 550
Municipal Court . . . 578
Animal Services . . . 587
Emergency Management . . . 599
Fire Services . . . 610
Police Services . . . 626
Library Services . . . 663
Parks and Recreation . . . 685
Housing and Community Development . . . 723
Contributions . . . 735
Miscellaneous . . . 742
Waco-McLennan County Public Health District . . . 750
Water Utilities . . . 781
Solid Waste . . . 835
Airport . . . 861
Convention Center & Visitor's Bureau . . . 871
Cottonwood Golf Course . . . 890
Texas Ranger Hall of Fame . . . 905
Waco Transit System . . . 915
Rural Transit . . . 935
Cameron Park Zoo . . . 946
Debt . . . 958
Government-wide Debt . . . 959
Debt by Type Overview . . . 963
Capital Improvements . . . 969
One year plan . . . 970
Multi-year plan . . . 979
Appendices . . . 994
Financial Management Policy Statement . . . 995
Investment Policy . . . 1002
Supplemental Grants Information . . . 1010
Fee Schedule . . . 1021
Long-Range Assumptions . . . 1022
Budget Resolution . . . 1023
Certified Tax Rate Worksheet (Truth in Taxation) . . . 1024
Ordinance Establishing Administrative Departments . . . 1025
Ordinance Setting a Tax Rate . . . 1025

Appendix **1025**
Streets Requests 1026
Cameron Park Zoo Requests 1074
Fire Services Requests 1094
Police Services Requests 1116
Solid Waste Department Requests 1129
Traffic Requests 1154
Engineering Services Requests 1179
Water Department Requests 1211
Stormwater Department Requests 1227
Waco Metro Area Sewer Sys Requests 1234
Parks Services Requests 1254
Airport Services Requests 1303
Wastewater Department Requests 1322
Facilities Requests 1336
Cottonwood Creek Golf Crs Requests 1352
Economic Development Requests 1356
Glossary 1368

INTRODUCTION

Tax Rate Information

City of Waco, Texas
Annual Operating Budget and Capital Improvements Program
Fiscal Year October 1, 2022 – September 30, 2023

City Council
Mayor Dillon Meek
Mayor Pro Tem Kelly Palmer, District IV
Council Member Andrea J. Barefield, District I
Council Member Alice Rodriguez, District II
Council Member Josh Borderud, District III
Council Member Jim Holmes, District V

City Manager
Bradley Ford

****
Budget Vote: FOR: Meek, Palmer, Barefield, Rodriguez, Borderud, Holmes
AGAINST:
****

	FY 2022-2023		FY 2021-2022
Property Tax Rate:	$0.760000/$100	**Property Tax Rate:**	$0.767282/$100
No-New-Revenue Tax Rate:	$0.678998/$100	**No-New-Revenue Tax Rate:**	$0.741670/$100
No-New-Revenue Maintenance and Operations Tax Rate:	$0.602557/$100	**No-New-Revenue Maintenance and Operations Tax Rate:**	$0.620145/$100
Voter-Approval Tax Rate:	$0.840476/$100	**Voter-Approval Tax Rate:**	$0.833654/$100
Debt Rate:	$0.140762/$100	**Debt Rate:**	$0.126888/$100

****
Total debt obligation for City of Waco secured by property taxes: $236,635,104
****

This budget will raise more revenue from property taxes than last year's budget by an amount of $7,154,559, which is an 8.23 percent increase from last year's budget. The property tax revenue to be raised from new property added to the tax roll this year is $2,923,676.

In accordance with Section 140.0045 of the Local Government Code, which requires the itemization of certain expenditures by a political subdivision, the City of Waco is expected to expend for Fiscal Year 2022 and has budgeted for Fiscal Year 2023 the following amounts, respectively: Notices required by law to be published in a newspaper: $72,934 and $81,152. Lobbying activities: $270,000 and $270,000.

Transmittal Letter

City of Waco
City Manager's Office

October 1, 2022

Honorable Mayor and Members of the City Council,

I am pleased to present to you the Fiscal Year 2023 adopted Budget. This adopted budget has been developed with input from the City Council and the Waco community. We were especially pleased to see continued community participation through our online budget planning tool. This budget complies with the City Council's adopted Financial Management Policy Statements (FMPS), and acts as a policy document highlighting the financial responsibilities of the organization to City Council and residents. The adopted budget ensures the financial strength of the organization by providing a balanced budget, including the structural balance of the General Fund. This adopted budget is built upon, and aligned with, the Council's strategic goals:

Acknowledgements

Waco enters Fiscal Year 2023 growing and thriving despite difficult circumstances faced over the past few years, including the current volatile and inflationary environment. I want to thank City Council for your continued support and leadership and your unwavering commitment to providing best in class municipal services.

Of course, none of these services could be provided without the amazing work and excellent services of our City of Waco staff. It is important to highlight that, without these city employees, the development of this budget and the operations of this City would not be possible. Their tireless efforts allow our City to flourish. I thank each and every employee for their hard work and their willingness to operate as a team. It is their commitment that makes Waco a great place to live.

Financial Position

The City's financial position is strong as evidenced by our most recent bond ratings by both Moody's (Aa1/stable) and Standard & Poor's (AA+/stable) as well as continued growth in our property tax valuation (+10.38% over last year's certified roll) and very strong sales tax revenue growth.

Waco continues to see positive economic trends, and these have enabled development of a budget which addresses many of the growing service and capital improvement needs in the City, while we continue our long-held practice of conservative revenue projections and detailed expenditure control.

FY23 Budget Preparation and Priorities

Challenges and Approach

This adopted budget builds upon the foundation from the Fiscal Year 2022 budget development, in which we saw a new focus on equity, policing, and economic development strategies. In this budget you will see a continued alignment to Council's established priorities. In the current financial climate, staff and Council worked together to build a budget that limits increases to monthly City tax and utility service bills for homeowners and non-residential/non-homeowners alike: 2.8% and 5.1% respectively despite the growing general inflation rate, 9.1% as of June 2022.
As our City continues to grow, so do the demands on our core services of public safety, streets, and utilities. The FY23 adopted budget addresses these issues in several ways. The Capital Improvements Program will be at a record level thanks to financial flexibility efforts. The budget brings more than $50 million for General Fund infrastructure which will be spent on streets, parks, and city facilities. In addition, the City will continue to invest millions in our water, wastewater, solid waste, and drainage systems.

New Positions

This year's budget includes a net increase of 79.8946 new FTEs. The new positions represent a focus on public safety (17 FTEs), administration (15 FTEs), development services (2 FTEs), parks & recreation (2 FTEs), library (1 FTE), information technology (2 FTEs), engineering (8 FTEs), water utilities (5 FTEs) solid waste (3 FTEs), drainage (13 FTEs), quality of life and ensuring a high performing government. These positions are critical as the City grows and staff strives to accomplish the goals of Council.

Employee Compensation and Benefits

The City's outstanding workforce understands that public service is a career dedicated to serving others. As a personnel driven service provider, over 72% of the General Fund operating budget is dedicated to employee compensation and benefits. In response to the fiscal climate nationwide, this year we continue our aggressive approach to ensure the City of Waco remains an employer of choice. This budget includes a 6% general salary increase, one of the highest increases in recent years, and proposals for a new parental leave program, a new educational reimbursement program, and modifications to the longevity program.

The City has a competitive health benefits program available for employees and their dependents. The Human Resources Department, in conjunction with the benefits consultant, have worked through plan design changes that allow the City to continue providing high quality benefits without increasing the contribution rate to the employees.
The City participates in the Texas Municipal Retirement System (TMRS) for full-time employees. TMRS calculates the City's required contributions based on an actuarial formula that looks at the City's pension liabilities compared to its pension assets. The City has budgeted a 15.00% contribution for FY23 to help reduce the overall liability and maintain financial stability. The City's participation in the TMRS system provides a financially sound pension for employees, which is very different from self-funded pensions for some major cities.

Tax Rate and User Fees

Tax Year 2022 Tax Rate (Fiscal Year 23)

This budget contemplates the second year in a row of a tax rate reduction. At $0.760000, the proposed tax rate is almost 0.75 cent lower than the previous rate. This reduction in the tax rate is on top of an increased exemption for Homesteads (going from 10% to 15%), increased exemption for persons over 65 (from $5,000 to $50,000), and the establishment of a new exemption of $50,000 for disabled persons.

Major Fee Changes

This budget continues efforts by the Texas Ranger Hall of Fame and Cameron Park Zoo to limit support received by the General Fund. Each proposes increases to adult admission fees. In addition, this budget proposes increases to the plan review fee and inspection fees on public infrastructure installed by developers to better align costs of the services to the fee charged.

We are proposing several changes to the water, wastewater, and solid waste fees. This budget proposes increasing the residential rates for Solid Waste from $16.10 to $17.70 per month. The budget proposes to keep water rates for customers that use 8,000 gallons of water a month or less the same as Fiscal Year 2022, which is the average consumption for residential customers. This approach will incentivize water conservation and continues our approach to an equitable billing structure. Wastewater rates are proposed to maintain the base charges for residential in-city limits customers and the volumetric rate is proposed to increase from $5.42 to $5.83. The municipal drainage fee will increase from $5.41 to $5.51 per equivalent residential unit (ERU) which is in line with the originally adopted fee schedule for the new municipal drainage utility.

A comprehensive list of fee changes is provided in the appendices of the budget.

Financial Summary

Based on the priorities addressed, identified, and discussed above, the FY23 adopted budget totals $694.58 million. Of the total, $431.94 million is for operations and $262.64 million is for capital projects and debt service.

This FY 2023 adopted budget was developed with an alignment to Council's priorities. I encourage you to read further into the information describing the FY 2023 budget and contact us with requests for additional information. We are grateful for the opportunity to serve the residents of Waco.

Respectfully submitted,

Bradley Ford
City Manager

GOVERNMENT FINANCE OFFICERS ASSOCIATION

Distinguished Budget Presentation Award

PRESENTED TO

City of Waco
Texas

For the Fiscal Year Beginning

October 01, 2021

Christopher P. Morrill

Executive Director

City of Waco Values and Goals

MISSION

To provide exemplary municipal services in a collaborative and transparent manner while honoring the public's trust.

VISION

To create a workplace where everyone belongs and thrives while **moving forward together**.

VALUES

PROMOTE **EQUITY AND INCLUSION** IN ALL THAT WE DO

PROVIDE **EXCELLENT AND INNOVATIVE** SERVICES

SERVE WITH **INTEGRITY**

INVEST IN **PEOPLE**

FOCUS ON **TEAMWORK**

STRATEGIC GOALS

Organization Chart

Population Overview

TOTAL POPULATION

138,486

▲ 1.9%
vs. 2019

GROWTH RANK

424 out of **1218**
Municipalities in Texas

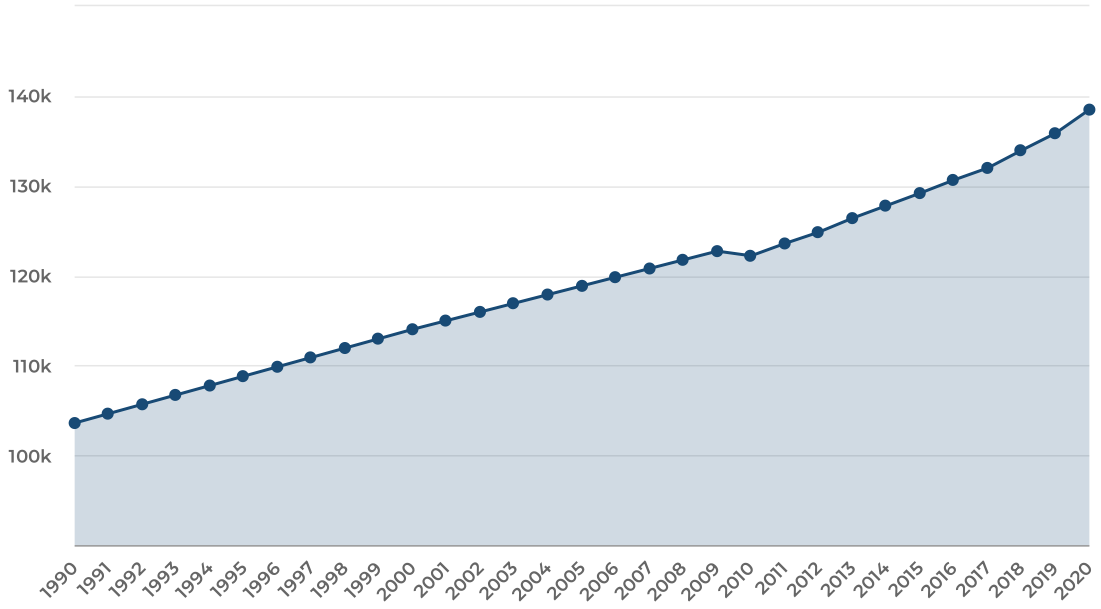

** Data Source: U.S. Census Bureau American Community Survey 5-year Data and the 2020, 2010, 2000, and 1990 Decennial Censuses*

DAYTIME POPULATION

165,967

Daytime population represents the effect of persons coming into or leaving a community for work, entertainment, shopping, etc. during the typical workday. An increased daytime population puts greater demand on host community services which directly impacts operational costs.

** Data Source: American Community Survey 5-year estimates*

POPULATION BY AGE GROUP

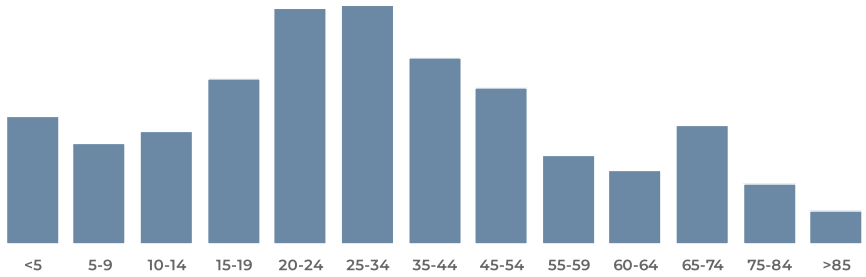

Aging affects the needs and lifestyle choices of residents. Municipalities must adjust and plan services accordingly.

** Data Source: American Community Survey 5-year estimates*

Household Analysis

TOTAL HOUSEHOLDS

50,108

Municipalities must consider the dynamics of household types to plan for and provide services effectively. Household type also has a general correlation to income levels which affect the municipal tax base.

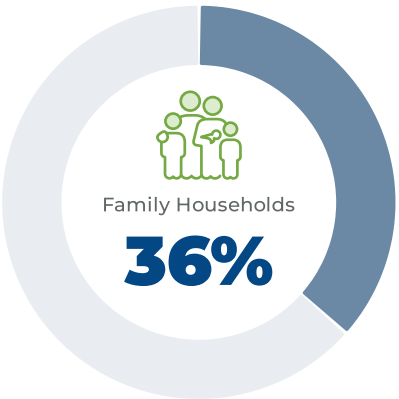

▼ 27%

lower than state average

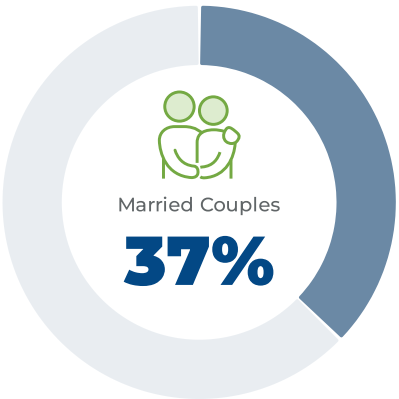

▼ 26%

lower than state average

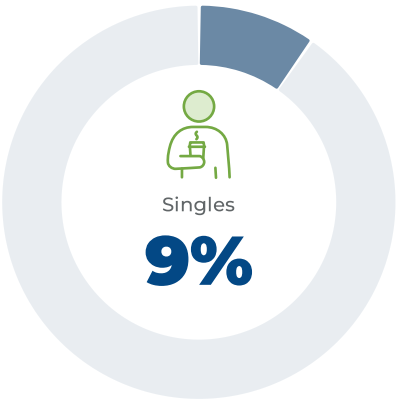

▲ 43%

higher than state average

▲ 39%

higher than state average

** Data Source: American Community Survey 5-year estimates*

Economic Analysis

Household income is a key data point in evaluating a community's wealth and spending power. Pay levels and earnings typically vary by geographic regions and should be looked at in context of the overall cost of living.



HOUSEHOLD INCOME

Above $200,000

3%

▼ 56%
lower than state average

Median Income

$40,349

▼ 37%
lower than state average

Below $25,000

33%

▲ 79%
higher than state average

** Data Source: American Community Survey 5-year estimates*

Housing Overview

2020 MEDIAN HOME VALUE

$133,500

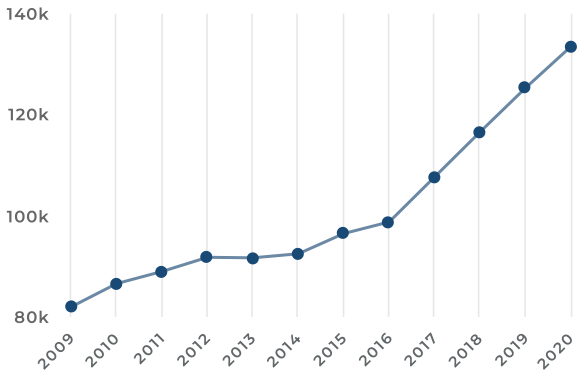

** Data Source: 2020 US Census Bureau (http://www.census.gov/data/developers/data-sets.html), American Community Survey. Home value data includes all types of owner-occupied housing.*

HOME OWNERS VS RENTERS

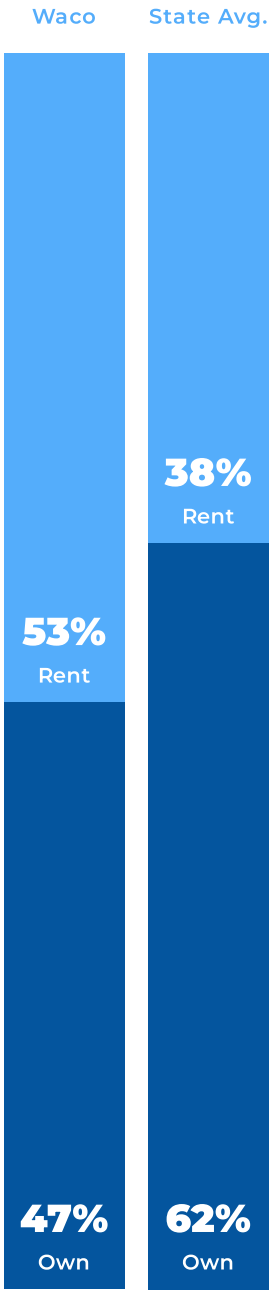

HOME VALUE DISTRIBUTION

** Data Source: 2020 US Census Bureau (http://www.census.gov/data/developers/data-sets.html), American Community Survey. Home value data includes all types of owner-occupied housing.*

** Data Source: 2020 US Census Bureau (http://www.census.gov/data/developers/data-sets.html), American Community Survey. Home value data includes all types of owner-occupied housing.*

Profile of Waco, Texas

Welcome to our profile of the City of Waco! Although the budget for the fiscal year 2022-2023 is primarily a financial document, we also wish to acquaint you with some of the history, highlights, and facilities of Waco so that you will appreciate the unique and beautiful City in which we work and live. Waco is a terrific hometown and a distinctive travel destination. Waco is also the home of Magnolia Market, a destination shopping mecca owned by celebrity couple Chip and Joanna Gaines. Magnolia Market at the Silos is a destination visited by thousands of people each week.

Yet, Waco is more than just a collection of “things to do” and “places to go.” Waco is a healthy and prosperous place where you can live, grow and belong. If you are a visitor, you can also explore, experience, and find yourself enjoying this special place that we consider home – Waco, the Heart of Texas!

History of Waco

The City of Waco derives its name from the agrarian Indian tribe that resided in this area at one time. The Waco Indians farmed melons, pumpkins, lima beans, and corn. They lived in grass houses built with cedar frames. Spanish settlers first wrote of an encounter with the Waco Indians in 1772, when Athanase de Mésière noticed two villages during his trek up the Brazos River.

Waco was founded in 1849, when lots were first sold, and became an important stop on the Chisholm and Shawnee Trails during the great cattle drives of the 1870s. The Waco Suspension Bridge, built in 1870, allowed safe passage for the cattle to cross the Brazos. Historically, the city was a trade and agricultural hub for the Central Texas region.

Waco Today

Waco is the 25th largest city in Texas and is the county seat of McLennan County, which has an area of more than 1,000 square miles. Efforts by the community's leadership over the past several years have led to diversification in the regional economy; a major factor contributing to significant improvement in growth and development.

Waco provides an inviting atmosphere for business, while maintaining a quality of life comparable to that in larger cities. More than 3 million people live within a 100-mile radius of Waco, and half the state's population lives within 300 miles of the city. Businesses find Waco eager to provide economic incentives and other assistance. Attractive opportunities exist in the Public Improvement District #1, the Enterprise Zones, the Tax Increment Financing Zones, and in the industrial parks operated by the Waco Industrial Foundation. Waco businesses are at the center of Texas and at the hub of transportation and shipping facilities for distribution around the country and the world.

Public and private cooperation resulted in an impressive infrastructure system with ample water, electrical, natural gas, and sewer availability. Waco's long-term planning continues development of a comprehensive infrastructure system that meets the needs of business and industry while remaining sensitive to the environment and the community.

Waco has qualified technical and professional employees who are graduates of the City's institutions of higher learning: Baylor University, McLennan Community College, and Texas State Technical College. Additionally, McLennan's University Center offers affordable bachelor's degree programs offered in Waco by distinguished partner universities, including Texas Tech University and Tarleton State University. These institutions also provide employers with customized training for workers, offering everything from literacy training to executive MBA programs.

Excellent medical centers and clinics offer a broad variety of medical choices, assuring quality health care for Waco's citizens. These facilities make it possible for Wacoans to meet all their health care needs without having to travel to another city.

Residents of Waco find themselves in the midst of many diverse cultural, educational, and recreational opportunities. From an evening at the symphony to a day playing disc golf, Waco offers something for everyone. Outdoor enthusiasts appreciate the temperate climate for fishing, golfing, hunting, cycling, water skiing, or canoeing. Exciting cultural opportunities abound at over a dozen local museums and numerous restored historical homes and landmarks. Waco's residents enjoy a short commute to any part of the City, fair housing prices, an array of educational opportunities, and a stable economy and job market.

Designated a Tree City USA by the National Arbor Day Foundation for the 32nd consecutive year, Waco provides an environment of beauty, cleanliness, culture, convenience, and opportunity that's hard to beat.

Date of Deed to the City of Waco to the County Commissioners	June 10, 1850
Original Charter – Special	August 29, 1856
Second Charter – Special	April 26, 1871
Third Charter - General Law	June 23, 1884
Fourth Charter – Special	February 19, 1889
Fifth Charter - Home Rule	December 29, 1913
Sixth Charter - Home Rule	November 18, 1958
Seventh and Latest Revision – Home Rule	November 10, 1987
Form of Government - Council-Manager	December 29, 1923

Population		(2021 Estimate) 139,594
Area		
	Land	88.73 square miles
	Water	12.3 square miles

City Facilities

Fire Protection

Number of Stations	13
Number of Fire Hydrants	5,934
Number of Sworn Personnel	210

Personnel per 1,000 population	1.48

Police Protection

Number of Stations	1
Number of Staffed Police Facilities	3
Number of Sworn Personnel	290*
* One Officer is assigned to Municipal Court	
Personnel per 1,000 population	1.99

Streets, Sidewalks and Storm Sewers

(All figures are approximate)

Paved Streets	634 miles
Unpaved Streets	1.01 miles
Paved Alleys	17 miles
Sidewalks	345 miles
Storm Sewers	383 miles

Air Service

Regional Airport	1
Scheduled airplane flights per day	5
Passengers enplaning/deplaning per year	(approximately) 131,318

Municipal Utilities

Municipal Water System

Average Daily Water Production (gallons)	25,330,000
Maximum Daily Water Production (gallons)	41,371,000
Maximum Daily Capacity of Plants	90,000,000
Water Mains (all lines)	1,109 miles
Meters in Service	48,592
Sanitary Sewer Mains	907 miles
Sewer Connections	42,945
Sewer Manholes	14,027

Municipal Solid Waste Services

Number of active permitted Landfills	1
Number of Citizen Convenience Centers	2
Number of Residential Customers	40,905
Number of Commercial Customers	4,770

Park and Recreation

Neighborhood, Community, and Regional Parks:	28
Playgrounds	26
Splash Pads	6
Centers of Activity:	6
Community Centers	3
Senior Centers	2
Multipurpose Centers	1
Public Commons / Event Spaces	6
Metropolitan Trails:	13.2 miles
Unpaved/Rustic Trail:	20 miles
Specialty Facilities:	16

Archery Range	1
Ballfield Complex	5
Disc Golf Course	4
Football Complex	1
Golf Course	1
Horseshoe Complex	1
Skate Park	1
Soccer Complex	2
Track & Field Complex	1
Waco Regional Tennis and Fitness Center	1
Hawaiian Falls Water Park	1
Lion's Park	1
Waco Mammoth National Monument	1
Total Park Land:	1,686.75 acres
Total Recreational Waters:	16.5 sq. miles

Municipal Water System

Number of Branches	4
Number of Materials	540,215
Circulation	532,650
Public Computer Use	35,048
Library Cardholders	76,562
Reference Questions Answered	44,923
Library Visits	162,721
Programs offered	207
Total attendance at programs	5,056

Economy and Industry

Waco is the approximate geographic center of Texas' population and has long been referred to as the "Heart of Texas." At the confluence of the Bosque River and the 890-mile Brazos River, Waco lies between the three largest cities in the state; 90 miles south of Dallas, 200 miles northwest of Houston, and 180 miles northeast of San Antonio. It is less than 100 miles north of the state capital in Austin. The City sits on the rich southern agricultural Blackland Prairie on the east, and cattle country of the rolling Grand Prairie on the west.

This central location in the state makes the city commercially attractive as a distribution center. Waco straddles the major north/south route of Interstate 35, "the Main Street of Texas", stretching from the Mexican border at Laredo in the south to Duluth, Minnesota in the north. The "port to plains" route of Highway 6 crosses Waco, east to west, from the Gulf Coast to the West Texas High Plains. Because the Texas economy is highly diversified, assumptions about the general economy of the state are often not applicable to Waco.

A city of diverse industrial and economic interests, Waco is not tied to the fortunes of the oil and gas industry, nor was it plagued by the real estate crisis of the 1980's. As a result, economic experts predict a bright future for Waco because of the diversification of the manufacturing industry, the influx of high technology companies, the rise of tourism in the area, the diversity of higher education opportunities available and the steady population growth. A recent report ranked Waco as the number 4 area in Texas for economic growth in the next few years. Waco will continue to attract new industry because it provides a high-quality labor force, attractive real estate opportunities, favorable tax treatment and abundant natural resources (especially water). The tourism sector of Waco's economy is on the rise for several years, with more than 2 million visitors each year drawn by Waco's exciting new attractions, including the expansion of Magnolia Market at the Silos, the improvements to Cameron Park Zoo, the latest exhibits at the Mayborn Museum, the Texas Ranger Hall of Fame, and others. TripAdvisor, the nation's top tourism website, rated Waco #2 on the list of "U.S. Destinations on the Rise" for 2018, based on traveler searches, bookings, and ratings.

According to Baylor University's Center for Business and Economic Research, Waco's main sources of income are primarily from manufacturing, educational services, and tourism. The educational sector contributes directly to the City's economic stability. Fluctuations in the Waco economy have typically originated in the manufacturing base. Yet, Waco's manufacturing and distribution sector has grown steadily, especially in the transportation, equipment, and food processing industries.

The Waco, TX Metropolitan Statistical Area (MSA) labor force increased from 127,594 as of May 2021 to 131,600 as of May 2022. The labor force reflected a 3.2% increase from 2021 through 2022. As of May 2022, total civilian employment was 127,200, which is a 4.9% increase from May 2021. The unemployment rate decreased from 4.9% in 2021 to 3.4% in 2022.

Waco's economic diversity is reflected in the composition of the top employers in the City. According to the Greater Waco Chamber of Commerce, the top employers are:

Over 1000 Employees:

- Baylor University – Post Secondary Education
- Ascension Providence Healthcare Network – Medical– Hospital
- Waco Independent School District – Public Education
- Baylor Scott & White Hillcrest Hospital – Medical–Hospital
- H-E-B Stores – Retail Grocery Chain
- City of Waco – Municipal Government
- Midway Independent School District – Public Education
- Sanderson Farms, Inc. – Poultry Processing
- Wal-Mart – Super Store
- McLennan County – County Government

Over 700 Employees:

- Veterans Administration Medical Center – Medical–Hospital
- Mars Wrigley Confectionery – Confectionary Products
- L-3Harris – Aerospace/Aviation
- Department of Veterans Affairs Regional Office – Federal Government
- AbbVie/Allergan, Inc. – Eye Products Manufacturing
- S2G Support Services, LTD – Professional Services

Over 500 Employees:

- Aramark – Professional Services
- American Income Life – Insurance
- McLennan Community College – Post Secondary Education

- Versalift – Aerial Lifts Manufacturing
- Clayton Homes #932 – Manufactured Housing/Multi-Wide
- Big Creek Construction – General Contractor/Concrete/Roads
- Cargill Value Added Meats – Dressed/Packed Turkey Products
- SpaceX – Aerospace
- Tractor Supply Distribution Center – Regional Distribution Center
- Waco Family Medicine – Primary Health Care Services
- Pilgrim's – Poultry Processing
- Texas State Technical College – Post Secondary Education
- Magnolia – Retail
- Texas Department of Human Services – State Government

The top ten taxpayers are

Taxpayer numbness	Type	Taxable Value	% of Total Value
REFRESCO BEVERAGES US INC	Production of soft drinks/juices	$157,325,173	1.17%
MARS CHOCOLATE NORTH AMERICA LLC	Confectionary products	$106,590,714	0.79%
ONCOR ELECTRIC DELIVERY CO LLC	Electric and gas utility	$98,493,900	0.73%
ABBVIE/ALLERGAN INC	Optical products/generic drugs	$93,606,976	0.70%
L-3 COMM. INTEGRATED SYSTEMS	Aircraft modifications	$84,647,460	0.63%
3503 RP WACO CENTRAL LP	Retail real estate investment	$70,696,240	0.53%
TRACTOR SUPPLY CO OF TX LP	Agricultural and livestock supplies	$67,727,715	0.50%
ATMOS ENERGY/MID-TEX DISTRIBUT	Natural gas transmission & distribution	$67,284,810	0.50%
CARGILL INC	Value added meats processing	$66,207,823	0.49%
SANDERSON FARMS INC	Poultry processing	$66,018,078	0.49%
	Total Top 10 Taxable Value	$878,598,889	6.55%
	All Other Taxpayers	$12,543,584,577	93.45%
	Total Taxable Value	**$13,422,183,466**	**100.00%**

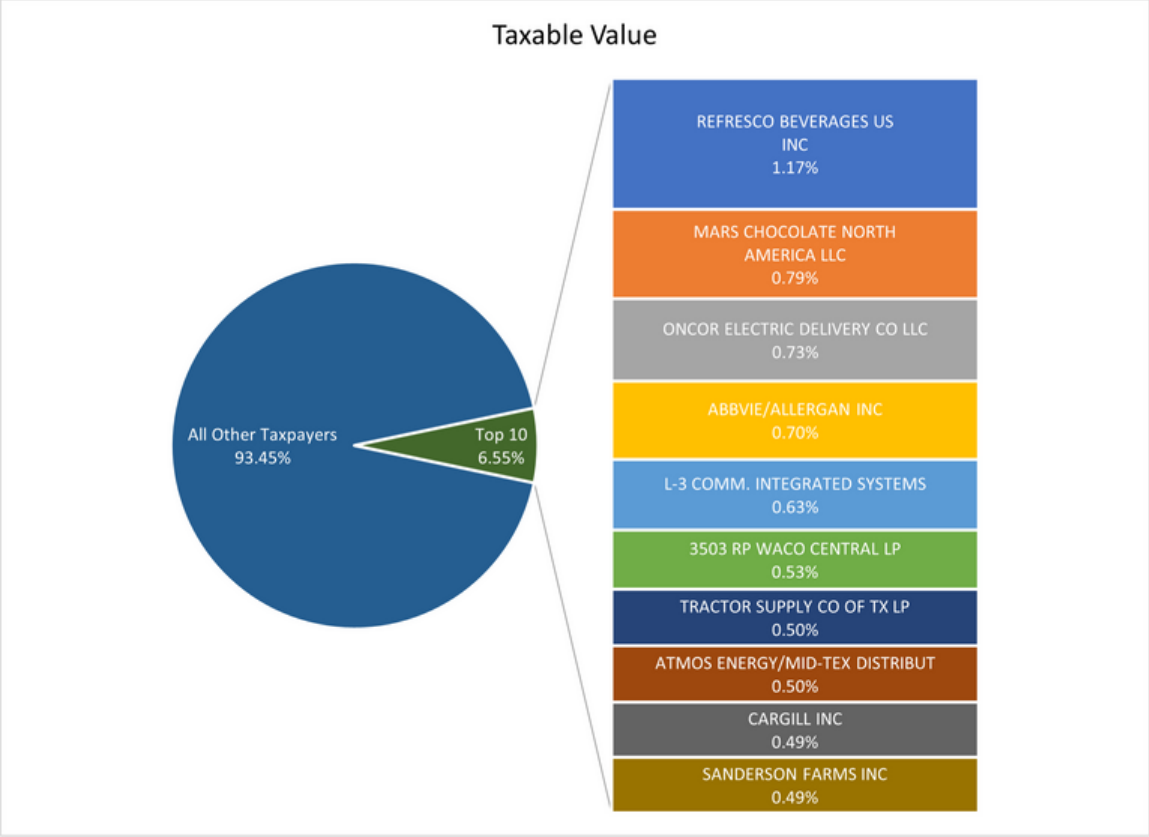

Health Care

Waco offers its citizens and those in surrounding areas a selection of superb health care facilities. There are two major hospitals, Baylor Scott & White Hillcrest Medical Center and Ascension Providence Health Center. In addition to the two major hospitals, the Waco Department of Veterans Affairs Medical Center, Family Health Center, several psychiatric centers, numerous health clinics, a nationally recognized family practice teaching clinic, and a progressive health district program are available to residents and visitors.

Waco is a growing medical community with more than 300 active physicians and 72 dentists. Physicians are available in all major specialties, and all specialty dental areas are also represented.

Tourism and Leisure

Located on I-35 between Dallas/Fort Worth and Austin, Waco marks the population center of the state of Texas. Not many other locations can boast to being within a 3-hour drive of 80 percent of the state. The COVID-19 pandemic deeply affected tourism to the area, as it did across the state, and the downturn continued in 2021, the most recent year for which statistics are available from the State. According to Texas Tourism, Office of the Governor, Texas Economic Development & Tourism, Waco's tourism sector produced the following in 2021:

- Direct Visitor Spending - $360.6 million
- Direct Employment - 4,300 jobs
- Direct Earnings - $127.3 million
- State and Local Tax Receipts Generated by Travel Spending - $36.9 million

Despite the lingering effects of the pandemic, the Waco area saw continued positive activity in the hotel sector. The new Pivovar hotel opened in October, 2021. This boutique hotel, bakery, restaurant, and brewery was built with a Czech feel and European ambiance, and is one of the few places in the United States where one can enjoy a beer spa. In addition, six additional hotels are actively under construction at this time:

- Element Hotel by Westin – 105 rooms. Located near the Circle
- Cambria Suites – 132 rooms. Near Bridge St. & Martin Luther King, Jr. Blvd.
- EVEN hotel – 128 rooms. Near Bridge St. & Martin Luther King, Jr. Blvd.
- A C Hotel by Marriott – 182 rooms. At 6th St. and Mary Ave.
- Holiday Inn Express – 101 rooms. At Taylor Ave. & Martin Luther King, Jr. Blvd.
- Hotel 1928- 33 rooms. 701 Washington Ave.

On July 10, 2015, President Barack Obama signed an Executive Order designating the Waco Mammoth site a National Monument! This prestigious honor was made possible through years of collaboration between the City of Waco, Baylor University, Waco Mammoth Foundation and the citizens of Waco. Waco Mammoth National Monument is the 408th unit of the National Park Service and the 14th unit in Texas. Recognized as an international treasure, the Waco Mammoth National Monument is the largest known concentration of prehistoric mammoths dying from the same event. Twenty-four Columbian mammoths, one camel, a tortoise and a tooth of a saber-tooth cat have been found at the site, which was discovered in 1978. The site opened to the public in December of 2009 due to generous donations by local citizens and organizations for Phase I development. Visitors are able to travel through time viewing the exposed bones and experience the story of catastrophic events that took place 70,000 years ago.

The historic Waco Suspension Bridge, a pedestrian bridge across Lake Brazos bordered with beautiful parks on each side, is a timeless symbol of Waco's role in the historic cattle drives which helped shape the frontier Texas economy. It is currently undergoing renovations to ensure it will continue to be used and enjoyed by generations to come. A scenic river walk extends along the west side of the Brazos River from McLennan Community College to Baylor University. The river walk extends on the east side of the Brazos River from McLane Stadium to Brazos Park East. The Suspension Bridge, Lake Brazos and the parks adjacent to them provide great venues for riverside musical programs throughout the summer, world championship drag boat racing, nationally recognized mountain biking, the TriWaco - triathlon event and various community events and festivals.

The Texas Ranger Hall of Fame & Museum, located on the banks of the Brazos River, is the official State historical center of the legendary Texas Rangers law enforcement agency. It consists of the museum, Texas Ranger Hall of Fame State memorial and the Tobin and Anne Armstrong Texas Ranger Research Center. The complex is known worldwide for its collections of firearms, badges, historical artwork and Ranger memorabilia, and its research library and archives. Texas Rangers Company "F", the largest Ranger Company in Texas, is stationed on-site. The historical center is a State partner in the upcoming 200th anniversary of the Texas Rangers in 2023.

The award-winning, natural habitat Cameron Park Zoo ranks as Waco's second most visited tourism attraction with a record attendance of 359,992 visitors in 2019. The Zoo also celebrates the spirit of wild animals with its freeform surroundings; lush grasses, peaceful ponds, and natural shelters that create an at-home feel for species from around the globe. The Brazos River Country signature exhibit showcases the ever-evolving ecosystem of the Brazos River from the Gulf Coast to the Caprock Region, covering seven different vegetation zones including marsh, swamp, upper woodlands, and prairie and is packed with Texas animals— black bears, river otters, mountain lions, jaguars, bobcats, and hundreds of fresh and saltwater fish. The Mysteries of the Asian Forest exhibit features orangutans and Komodo dragons in and around an old abandoned temple similar to the ruins at Angkor Wat. Along these ruins is a jungle play area with ground chimes and the Wild Wash, an interactive feature that allows the orangutans to shower the public

from inside their enclosure by pushing a button. In addition to the spectacular animal exhibits, Cameron Park Zoo provides innovative educational programs for students of all ages. The Zoo also participates in conservation programs worldwide and is renowned for excellence in animal care and husbandry.

Waco is a prime location for sporting events such as golf, tennis, baseball, softball, track and field, basketball, mountain biking, disc golf, wakeboarding, surfing, and rowing. During the last year, BSR Cable Park rebranded as Waco Surf and placed a renewed emphasis on attracting visitation and events. Riverbend Park, Waco Regional Tennis and Fitness Center, and the Hawaiian Falls Water Park, attracts thousands of visitors each year. Cameron Park is one of the premier mountain biking and disc golf parks in the United States and has a National Recreation Trail designation from the National Park Service. Lake Brazos is an ideal location for sailgating, canoeing, kayaking, paddle boarding, rowing, fishing, and powerboat racing. The Texas Parks and Wildlife-designated Bosque Bluffs and Brazos Bridges paddling trails offer a unique view of the outdoors in the heart of the City.

The Waco Mammoth National Monument is operated by the Parks and Recreation Department, in partnership with the National Park Service and Baylor University. The Parks and Recreation Department maintains 3,500 acres of park property and strives to keep these treasures in pristine condition. In addition to these opportunities, three community centers offer non-stop activities and programs throughout the year. The department sponsors Brazos Nights/Fourth on the Brazos and Waco Wonderland. Parks also provides support for approximately 150-200 public events per year.

The City operates the Cottonwood Creek Golf Course, a par 72, 174-acre municipal 18-hole golf course designed by Joseph Finger of Houston. Other amenities include a 9-hole junior course, driving range, practice putting green/chipping area, club fitting/ repair lab, pro shop and snack bar. The Dallas Morning News consistently ranks Cottonwood Creek as one of the top twenty affordable municipal courses in Texas. Golf Digest ranked Waco as the best city for golf in Texas and the eleventh best in the nation. The Junior Course was awarded the Golf Digest 2009 Junior Course Award. Waco is fortunate to have five public, semi-public and private golf courses in and around the city.

Lake Waco, with 60 miles of shoreline and more than 8,900 surface acres of water, is a major public recreation area attracting thousands of visitors each year. Power boats and sail boats may be launched at any of eight parks surrounding the Lake and stored in or out of the water at two marinas, one public and one private.

Other cultural and tourism attractions include the Dr Pepper Museum and Free Enterprise Institute, which showcases this popular soft drink's historic creation in Waco to the modern-day pop icon of today's popular culture. The museum also completed a third expansion into a nearby historic building. The Texas Sports Hall of Fame, with exhibits and memorabilia from the greatest sports legends in Texas (and American) history, is located along the banks of the Brazos River. Several restored homes, an accredited art museum and various other museum attractions highlight Waco's diverse offerings.

On the campus of Baylor University is the world-renowned Armstrong Browning Library, dedicated to the works of poets Robert and Elizabeth Barrett Browning. The Mayborn Museum Complex at Baylor combines the collections, artifacts and components of the Gov. Bill and Vara Daniel Historic Village, the natural history Strecker Museum, and the hands-on fun of the Harry and Anna Jeanes Discovery Center into one of the most unique and interactive museum experiences available in Waco.

Located on the Brazos River and directly adjacent to the I-35 Corridor, McLane Stadium serves not only as the front door to Baylor University but also as the East anchor of downtown Waco. McLane Stadium is a state-of-the-art multifunctional facility that hosts world class music, family and sporting events throughout the year, in addition to Baylor University football. The $266 million stadium contributed to the growth of downtown Waco and development along the Brazos Riverfront. Under construction at the prime corner of University-Parks Drive and I-35 is the new Mark & Paula Hurd Welcome Center at Baylor University. This center will welcome the 60,000 prospective students, families, alumni and other guests that visit Baylor and Waco each year.

Also, on the waterfront and under active construction is the new Brazos Riverfront. This is being developed as an active mixed-use waterfront district along the Brazos River in downtown Waco, Texas and adjacent to Baylor University. The development combines new investment in residential, retail, restaurant, small office and hotel uses along walkable streetscapes and open spaces. The buildings are designed with a Texas loft architecture to expand the excitement of the nearby Silo District while creating a distinct identity for the community itself. Major public improvements including a riverfront promenade, farmers market park with large mature trees, a gated community dog park, children's play park, and exciting urban streetscapes are being delivered to provide a memorable civic experience.

The I-35 frontage road bridges serve to link the great State of Texas from north to south, and also Baylor University and the City of Waco from east to west. These bridges include high performance LED lights that adorn the bridge at night as well as Lake Brazos underneath. The lights can be programmed with special shows for major national holidays, as well as for Baylor University events, especially football games held at McLane Stadium.

The Waco Convention Center is central Texas' premier event venue and is just blocks from I-35, minutes from Waco Regional Airport, and within walking distance of great restaurants, quality shopping, world- class attractions and many entertainment options. Affordable accommodations are within walking distance or a short drive. There are 1,000 convention-quality hotel rooms within a one-mile radius of the Waco Convention Center, with 5,000 rooms available in greater Waco. The City of Waco's Convention Center offers more than 144,000 square feet of exhibit and event space in multiple rooms. Its central location in Texas, affordable accommodations and interesting restaurants make Waco the most convenient and accessible meeting site in the entire state.

Budget Message

The budget is organized to be useful for our citizens, members of the City Council, and staff. The document provides information that meets the criteria necessary to receive the Government Finance Officers Association (GFOA) Distinguished Budget Presentation Award. The budget is designed to take on several roles as recommended by GFOA. The budget serves as:

A Policy Document

The budget represents Council's policy related to services provided by the City. Council policy is implemented by the appropriations made along with the projects and programs funded.

A Financial Plan

The financial planning emphasis of the budget is the most familiar aspect. The budget appropriates expenditures for specific purposes and identifies anticipated revenue streams.

An Operations Guide

Numbers are obviously an important aspect of the budget, but the annual budget is much more. The Annual Budget includes mission statements, accomplishments in the current year, departmental goals that span a broad range of service areas. The Operations Guide aspect of the budget focuses our financial planning on achieving results. As such, the budget is the funding document for the values and strategic intents of the Council.

A Communications Device

Through the budget, we communicate City priorities to our citizens. The budget contains graphics, tables, summaries and directions that are designed to assist citizens, Council members, staff and others in getting needed information quickly and easily. These four emphases guide us in preparing a proposed and final document that balances the requirements of law with the needs and desires of citizens. And like our other services, we will continuously improve the budget to make it more useful and functional.

Format of the Budget

The budget is presented in the following format:

- Budget message describes the most important elements and emphases of the budget as a convenient overview
- Financial statements and summaries give an overview and provide revenues, expenditures and transfers for all City funds recommended for appropriation
- Capital improvements program section
- Budget glossary explains terms used in the document
- Fee schedule

How the Budget was Developed

The budget shows departmental accomplishments and what the organizational priorities are for the next fiscal year. The budget provides the financial framework to deliver first-class services to citizens. There are certain guiding aspects that the budget embodies. Among these are:

Values and Goals

- Promote equity and inclusion in all we do
- Provide excellent and innovative services
- Serve with Integrity
- Invest in people
- Focus on teamwork

Fee Revenues

User fees were reviewed and subsequently revised, added or deleted for the City's service areas, including Cameron Park Zoo, Development Services, Texas Ranger Hall of Fame, and the Waco Regional Airport. Utility service rates will see increases in the volumetric rate for water users over 8,000 gallons per month and the wastewater volumetric rate will increase from $5.42 per 1,000 gallons in the current fiscal year to $5.83 per 1,000

gallons in Fiscal Year 2022-2023. Solid waste fees for residential customers will increase from $16.10 per month to $17.70 per month. Drainage utility fees will increase from $5.41 to $5.51 per month.The budget reflects these revisions to user fees.

Utility Rates

In keeping with the Waco City Council's goals, we have begun to make strategic efforts to adjust the rates such that low users pay less per gallon than higher users of water. One of the significant factors contributing to water and wastewater rates is our continued commitment to improving and maintaining the City of Waco's water system's infrastructure. We continue to improve and add to our water storage and transmission lines as well as work towards redundancy in our critical infrastructure.

Salary and Wage Increases

For FY 23, the budget includes a salary package with a 6% pay adjustment for all employees. Civil service employees will receive a job class step increase, if eligible. Salary is only one aspect of compensation. Employee benefits include health insurance, longevity pay, disability coverage, life insurance and a 2-to-1 match for the Texas Municipal Retirement System (TMRS). The full TMRS contribution rate required for 2023 decreased slightly from the 2022 rate. However, we will continue to contribute more than the full retirement rate to assist in reducing the unfunded liability more quickly with the potential to save the City millions of dollars over the next 10 to 13 years. Our funded ratio increased slightly and is currently 98.05% while the unfunded liability decreased to $11.1 million. There is no increase in health insurance for employees. However, the employer portion increased slightly.

Conclusion

The City of Waco is a great place to live, and we are working hard to improve the quality of life for our citizens. This budget is our major annual planning effort and, as such, is an important tool in working toward the ambitious goals set by this community through its elected representatives – the Mayor and City Council.

Budget Process

Probably the most important and certainly the single most extensive effort of each year is the development of the City Budget. The Budget represents the financial plan of the City and establishes and communicates the goals and objectives of the City to the community.

Our goal, as a result of this process, is to provide the City with a budget document that:

- Communicates to the citizens what the City Council has interpreted from citizen input to be the community's desires and goals for future direction.
- Defines our departmental objectives and allocates the resources to assure that they are met.
- Develops a financial plan, which balances expenditure levels with available funds.
- Provides City management with an accounting and fiscal control mechanism.
- Outlines a performance and monitoring mechanism for the policy makers and the City's management staff.

The 2022-2023 operating budget for the City of Waco is submitted in accordance with the City Charter and all applicable State laws. The budget for the City of Waco is based on separate funds and sets forth the anticipated appropriations for the upcoming fiscal year.

Budget Roles

The budgeting process is a team effort requiring coordination between the Department Directors and Managers, the City Manager, Deputy City Manager, the Assistant City Managers and the entire Budget Team, culminating with the approval of the budget by the City Council. Generally, roles are as follows:

- Department Directors and Managers
  The Budget staff provides initial projections for the costs of personnel, employee benefits, supplies, equipment, insurance and contractual services necessary to deliver City services. Department Directors and Managers and their staff are responsible for verifying these projections as well as projecting capital needs and requests for enhancements or new services. Each department provides its budget requests based on the calendar set forth and on the forms provided by the Office of Management and Budget division of the Finance Department. The City develops five-year projections to support strategic long-range planning, but only an annual budget is adopted. The Department Directors and Managers are responsible for knowing and presenting their budgets.
- Staff Support
  The Office of Management and Budget works to combine the personnel, employee benefits and revenue projections that are required to support the departmental budgets. When Department Directors and Managers have completed their departmental budgets, they submit them to the Office of Management and Budget. The Office of Management and Budget then compiles all the budget requests for review by City Management. Prior to submitting a proposed budget to Council, City Management reviews the requests and constrains the budget based on Council priorities and the established strategic goals of the City.

  The Chief Financial Officer (CFO) advises the City Manager on accounting matters and financing strategies related to the budget. The Office of Management and Budget develops long-range plans, provides technical assistance to all departments in the budget process and is responsible for compiling the budget.
- City Council
  The City Council is responsible for establishing policy agendas for both the capital and the operating budget. The City Manager is responsible for maintaining communications with the City Council to assure that their directives are being reflected in the budget preparation. Final approval of the budget is the responsibility of the City Council.

Budget Process

The City Charter requires the City Manager to prepare and recommend a "Balanced Operating Budget" for City Council consideration. The City Manager, working with staff in all departments, reviews and evaluates all budget requests to determine whether they help fulfill City Council strategic goals, improve management effectiveness, or increase productivity. The proposed budget submitted to the City Council includes recommendations for the program of services which the City should provide and which can be financed by the City's projected available resources for the budget year.

The Operating Budget and the Capital Improvements Program (CIP) are developed simultaneously so that a more comprehensive look can be taken at all funding sources, which are then matched with the expenditures/expenses required. The CIP is adopted annually along with the adoption of the annual operating budget.

The CIP defines the City's investment and reinvestment plans for allocating resources, assigning priorities and implementing strategies to fund growth of the City, provide monies for modernization and provide for necessary replacement of the City's assets on a continuing basis. This program combines elements of long range planning, mid-range

programming and current year planning to identify the City's needs and the means of meeting them. Departments are encouraged to establish an internal planning process to identify needs with sufficient lead-time so that decisions may be made on the most advantageous financial means of addressing them.

Through the pandemic, the City has been working on developing a public engagement program and process that will be utilized during future budget development to allow the public to provide input and feedback on the development of the annual operating and capital improvements program budgets as well as to communicate their priorities and desires for the City. The public engagement program includes both in-person opportunities for discussion and communication as well as online and virtual platforms to allow the public the opportunity and access to communicate with the City. During the current budget cycle, the City utilized two online budget simulations that allowed the public to provide feedback and input on their priorities for both the CIP budget and for the operating budget. The feedback received was communicated to City Management and the Mayor and Council to consider the submission and approval of the annual budget.

A copy of the proposed budget is filed with the City Secretary at least fifteen days before the public hearing and is available for public inspection and posted on the City's website. The City Manager presents the budget to the Council in a series of work sessions. The tax rate is adopted by ordinance and the vote is separate from the vote on the budget. The proposed tax rate for the City of Waco is $0.764782 for fiscal year 2022-2023. A public hearing is conducted to obtain citizen input and the budget is adopted by resolution prior to October 1. The adopted budget is then filed with the City Secretary. A copy of the budget is placed on the City's website for public access.

Jan 5, 2022

Cost Allocation Plan Work and Base Budget Development Begins

Jan 10, 2022

Capital Improvements Program (CIP) Process Begins

Mar 9, 2022

Base Budget Process opens for departments

Apr 8, 2022

Base Budget Submissions due from Departments

Apr 13, 2022

Proposed CIP submitted to City Manager's Office

Apr 30, 2022

Certified Estimate of Taxable Value Due from McLennan County Appraisal District

May 18, 2022

City Council Retreat

May 23, 2022

Departments begin presenting budget submissions to City Manager's Office

Jul 7, 2022

Year-End Projections Finalized

Jul 8, 2022

Budget Requests reviewed by City Manager's Office

Jul 25, 2022

Certified Tax Roll Due from McLennan County Central Appraisal District

Jul 29, 2022

FY23 Budget filed with City Secretary's Office

Aug 2, 2022

Certified Tax Roll Published and Presented to Council, Budget Filing Presentation to Council, Resolution Setting Date for Public Hearing on Budget

Aug 15, 2022

Publish Notice For Public Hearing on Budget

Aug 22, 2022

Notice on Public Hearing on Tax Rate Published

Aug 30, 2022

Public Hearing on Proposed Budget and Adoption of the Budget

Sep 6, 2022

Public Hearing on Tax Rate and First and Final Reading of Tax Rate Ordinance

Sep 7, 2022

Notice of Approved Tax Rate

Oct 1, 2022

Fiscal Year 2022-2023 Begins

Basis of Budgeting

The City of Waco budget is prepared consistent with **Generally Accepted Accounting Principles (GAAP)** using estimates of anticipated revenues as a basis for appropriating expenditures. Annual budgets are appropriated for funds included within this document. All unexpended appropriations lapse at the end of the fiscal year (September 30th). Unexpended governmental funds become components of the fund balance while unexpended proprietary funds become net position. Project-length financial plans are adopted for capital project funds and grant funds.

- Encumbrance accounting is used for governmental funds. Encumbrances (e.g., purchase orders, contracts) outstanding at year-end are reported in the appropriate fund balance category. They do not constitute expenditures or liabilities because the commitments will be re-appropriated and honored during the subsequent fiscal year.
- Depreciation is not appropriated as it is a non-cash expenditure but is subtracted from asset value using a straight-line method.

The **basis of budgeting** is somewhat different from the basis of accounting in that budgets are based largely on estimated cash flows. In order to assess financial resources, certain funds are presented using a working capital fund balance, to better highlight current available resources to fund the upcoming year's budget. Additionally, the basis of accounting differs in that it also includes depreciation, capitalization of plant and equipment, asset valuation, and inventory.

Budget Basis of Presentation
Governmental and Fiduciary Funds
Governmental fund budgets are prepared using the modified accrual basis. Revenues are budgeted when they are anticipated to be received and expenditures are budgeted in the period in which the liability is incurred, which is in accordance with Generally Accepted Accounting Principles (GAAP). The fund balance or working capital approach is used for governmental funds and can be identified as current assets less current liabilities. Governmental funds budget capital outlays as expenditures, but do not budget for non-cash expenditures such as accruals for sick and vacation liabilities and depreciation. Budgetary fund balances differ from the GAAP basis fund balances as they may be adjusted for year-end accruals. Although these revenues and expenditures are measurable at the fiscal year-end, they may not impact the obligations of the City on a cash basis. As such, the budget will show a different fund balance than the Annual Comprehensive Financial Report.

Proprietary and Internal Service Funds
All proprietary and internal service funds are budgeted using a flow of economic resources, which is similar to the accrual basis of accounting, with exceptions listed below. Available balances are determined using the net working capital approach. The net working capital approach is defined as: current assets minus current liabilities excluding the current portion of long-term liabilities such as bonds payable.

- Revenues are budgeted in the period they are earned and measurable.
- Expenses are budgeted in the period in which the liability was incurred.
- Depreciation of assets is not budgeted.
- Expenses to recognize unfunded liabilities are not budgeted,such as Other Post-Employment Benefits (OPEB) and Incurred but Not Reported (IBNR) claims.
- Capital outlay is budgeted as an expense in the year purchased.
- Principal payments are budgeted as an expense rather than a reduction to the liability.

Basis of Accounting
The City of Waco uses the **modified accrual basis of accounting** for **governmental funds**. Under the modified accrual basis of accounting, revenues are recognized in the accounting period in which they are susceptible to accrual (i.e., "Measurable" means that the amount of the transaction can be determined. "Available" means collectible within the current period or soon enough thereafter to pay liabilities of the current period).

Expenditures are recognized in the accounting period in which the liability is incurred, except for unmatured interest on long-term debt, which is recognized when due and for certain compensated absences.

The **accrual basis of accounting** is used for **proprietary funds**. Revenues are recognized in the accounting period in which they are earned; expenses are recorded in the period in which they are incurred.

Annual budgets are appropriated for the General Fund, Waco-McLennan County Public Health District Fund, and the Debt Service fund for accounting purposes.

Budget Amendments
The resolution approving and adopting the budget appropriates spending limits at the fund (agency) level. Expenditures may not legally exceed appropriations at the fund level for each legally adopted annual operating budget. Any change to the budget which reallocates money from one fund to another requires City Council action by resolution approving the budget

amendment. Budget amendments are taken to the Council as necessary. Budget adjustments differ from budget amendments in that they do not have to be approved by the City Council.

Budget adjustments are made during the fiscal year to transfer budget amounts from one expenditure/expense account to another. The City uses expenditure/expense roll-ups for operating expenditures/expenses, allowing departments to pool resources from various accounts and allowing for flexibility and adjustments to operations during the year. Departments initiate budget adjustments to realign budgets with actual activity and to help facilitate planning for the next year's budget. The appropriate department manager or staff initiates the budget adjustment process. Budget adjustments can be made between expenditure/expense accounts within the same department and fund in accordance with City Policy. Budget adjustments cannot be made between different funds. Budget adjustments are permitted provided that sufficient justification is submitted and the City Manager or his designee has approved the request.

Fund Structure

The numerous funds that make up this budget are divided into two major categories: Governmental Funds and Proprietary Funds. A fund is an independent fiscal entity with assets, liabilities, a residual balance or net position, and revenues and expenditures for undertaking activities. Governmental funds are used for most governmental activities, while proprietary funds are based on the premise that the city service should be conducted as a business with user fees covering expenses. Listed below is a description of the funds maintained by the City and included in this document.

Governmental Funds

General Fund

Accounts for all financial resources except those to be accounted for in another fund. Resources are generated by property tax, sales tax, franchise fees, fines, licenses, and fees for services. Operating expenditures provide support for most traditional tax-supported municipal services, such as Public Safety, Parks and Recreation, Libraries, Administration, and Street Services.

Special Revenue Funds

Accounts for the accumulation and disbursement of legally restricted resources to expenditures for a specific purpose. Funds under this category include the Waco-McLennan County Public Health District Fund, the Street Maintenance Fund, the Abandoned Motor Vehicle Fund, the Police Forfeiture Funds, Court Technology, Court Security, Court Jury Reimbursement, Court Truancy, and the Public Improvement District #1.

Debt Service Fund

Accounts for the accumulation of monies that are set aside to pay principal and interest on debt incurred through the sale of bonds and other debt instruments. These bonds finance long-term capital improvements to streets, parks, and buildings.

Capital Projects Funds

Accounts for the accumulation of resources designated to construct or acquire capital facilities, equipment, and improvements. Resources include interest income from bonds and transfers from the General Fund. Funds under this category include the Special Projects Reserve Fund, Capital Equipment Replacement Fund, and the Governmental Vehicle Replacement Fund.

Proprietary Funds

Enterprise Funds

Accounts for operations that are financed and operated in a manner similar to private business – where the intent of the City is the cost of providing the goods or services to the general public on a continuing basis will be financed or recovered through user charges. The City maintains the following enterprise funds: Water, Wastewater, Solid Waste, WMARSS, Drainage, Texas Ranger Hall of Fame, Waco Regional Airport, Convention Center & Visitors' Services, Cameron Park Zoo, Cottonwood Creek Golf Course, Waco Transit, and Rural Transit.

Internal Services Funds

Funds are designed to account for charging fees to user departments to recover the full cost of services rendered. The City's internal service funds include the Risk Management Fund, Engineering Fund, Fleet Services Fund, Information Technology Fund, Proprietary Vehicle and Equipment Replacement Fund, and Employee Health Insurance Fund.

City operations and program expenditures are budgeted at the fund level, which is consistent with management needs. Budgets are approved at the fund level as presented in the fund summaries. The major funds of the City – defined as ten percent (10%) of total appropriations of all funds – are the General Fund, Capital Projects Funds, and the Water Fund. In the Annual Comprehensive Financial Report, the major funds of the City include the General Fund, the Water Fund, the Wastewater Fund (includes the Wastewater and WMARSS funds listed below), and the Solid Waste Fund. The following chart illustrates the fund structure for the City of Waco.

Governmental Funds

- General Fund
- Economic Development Incentive
- Economic Development
- Cable PEG

Proprietary Funds

Enterprise Funds

- Water
- Wastewater
- WMARSS

Governmental Funds

- Building Demo & Lot Clearance

Special Revenue Funds

- Waco-McLennan County Public Health District
- Street Maintenance
- Court Security
- Court Technology
- Court Jury Reimbursement
- Court Truancy
- Police Forfeiture Funds
- Abandoned Motor Vehicle
- Public Improvement District #1

Capital Projects Funds

- Special Projects Reserve
- Capital Equipment Replacement
- Governmental Vehicle Replacement Fund

Debt Service Fund

Proprietary Funds

- Solid Waste
- Waco Regional Airport
- Convention Center & Visitors' Services
- Texas Ranger Hall of Fame
- Waco Transit
- Rural Transit
- Cameron Park Zoo
- Cottonwood Creek Golf Course
- Drainage

Internal Service Funds

- Risk Management
- Employee Health Insurance
- Engineering
- Fleet Services
- Information Technology
- Proprietary Vehicle and Equipment Replacement

BUDGET OVERVIEW

Strategic Goals

Strategic Plan

The City has adopted seven strategic goals:

- Facilitate Economic Development
- Create a Culture of Equity and Inclusion
- Provide a Safe and Resilient City
- Improve Infrastructure
- Build a High Performing Government
- Enhance Quality of Life
- Support Sustainability

These seven strategic goals along with the City of Waco's Mission, Vision, and Values are the foundation for the development of the Fiscal Year 2023 budget and the performance measures established by each of the departments of the City, which are included in the department summaries that follow.

On an annual basis, the City Council holds a Council retreat to reevaluate the City's strategic goals, but also to provide insights into which of the seven strategic goals are the focus for the next fiscal year's budget. This year the Council retreat was held on May 18th.

This is the first year that the City has developed and included performance measures for all departments. Previously, only select departments presented performance measures. The City of Waco continues to refine and develop its performance measurement and management systems to effectively gauge and monitor service delivery to the residents and stakeholders of city services.

Priorities & Issues

The seven strategic goals of the City Council establish the broad priorities for the development of the annual budget.

The top priorities of the City Council include the strategic goals of facilitate economic development, creating a culture of equity and inclusion, and providing a safe and resilient City.

As it relates to providing a safe and resilient city, there is a strong focus on public safety. On facilitating economic development, a key focus is on workforce development and ensuring residents are able to fill the jobs that have been created and continue to be created from prior economic development efforts.

In building a high performing government, a key focus of the council was on compensation for city employees in light of high levels of inflation. Additionally, a focus related to this strategic goal was tax relief as property values rose across the City. This was addressed through tax exemption increases, including increasing the local homestead exemption to 15% from 10%, increasing the over 65 exemption to $50,000 and establishing a disabled exemption at $50,000.

The council continues to want to improve the infrastructure throughout the city with focus on sidewalks, streets, and parks, and leveraging external resources to help with improving the city's infrastructure.

Enhancing quality of life priorities include park improvements and working to ensure residents have access to safe, secure and affordable housing. Along these lines, a priority of the council is ensuring residents have access to social services, including access to food.

The council continues to have a strategic goal of supporting sustainability, which affects all the other strategic goal areas, whether it is in the design of infrastructure projects, building a high performing government, enhancing the quality of life of the city's residents or providing a safe and resilient city.

Create a Culture of Equity and Inclusion

In working to address this goal, the Fiscal Year 2022-2023 budget now includes demographic information for each department of the City on the departmental pages that follow. The information is compared to the City organization as a whole and the City population. The data for the City organization is as of June 10, 2022 and the City data is based on the July 1, 2021 United States Census Bureau information. Below is a summary of the organization as a whole with all of the departments of the City included.

Department Diversity
By Race/Ethnicity and Gender

	American Indian/Alaskan Native	Hispanic or Latino	Asian	Black or African American	Native Hawaiian or Pacific Islander	White	Two or More Races	Male	Female
City of Waco Population*	0.4%	31.8%	2.2%	20.6%	0.1%	43.7%	6.4%	48.4%	51.6%
City Organization	1%	19%	1%	10%	0%	67%	2%	64%	36%
Airport	0%	17%	0%	17%	0%	67%	0%	83%	17%
Animal Services	0%	7%	0%	0%	0%	93%	0%	29%	71%
Cameron Park Zoo	2%	9%	2%	5%	0%	80%	3%	41%	59%
City Manager's Office	0%	0%	0%	15%	0%	85%	0%	31%	69%
City Secretary	0%	50%	0%	17%	0%	33%	0%	0%	100%
Communications & Marketing	0%	27%	0%	0%	0%	73%	0%	45%	55%
Community Services	0%	21%	0%	21%	0%	58%	0%	53%	47%
Convention Center & Visitor's Bureau	0%	9%	0%	13%	0%	70%	9%	30%	70%
Development Services	0%	21%	9%	0%	0%	71%	0%	56%	44%
Economic Development	0%	0%	0%	0%	0%	100%	0%	100%	0%
Finance	0%	33%	0%	11%	0%	52%	4%	33%	67%
Fire Services	0%	7%	0%	5%	0%	87%	0%	95%	5%
General Services	0%	25%	0%	16%	0%	58%	0%	76%	24%
Waco-McLennan County Public Health District	1%	31%	3%	25%	0%	39%	1%	22%	78%
Human Resources	0%	11%	0%	5%	0%	79%	5%	11%	89%
Information Technology	0%	25%	4%	0%	0%	68%	4%	82%	18%
Legal	0%	11%	0%	0%	0%	89%	0%	11%	89%
Library Services	0%	13%	0%	7%	0%	78%	2%	16%	84%
Municipal Court	0%	25%	0%	8%	0%	67%	0%	17%	83%
Neighborhood Engagement	0%	50%	0%	0%	0%	50%	0%	50%	50%
Parks & Recreation	1%	34%	1%	24%	0%	39%	1%	68%	32%
Police Department	0%	17%	0%	9%	0%	70%	3%	69%	31%
Public Works	2%	20%	0%	7%	1%	69%	0%	73%	27%
Solid Waste	1%	16%	0%	15%	0%	65%	2%	86%	14%
Texas Ranger Hall of Fame	0%	5%	0%	11%	0%	79%	5%	37%	58%
Water Utilities	1%	23%	1%	7%	0%	67%	3%	67%	33%
Waco Transit	0%	25%	0%	49%	0%	26%	0%	60%	40%

*U.S.Census Bureau: https://www.census.gov/quickfacts/wacocitytexas

Workforce Demographics

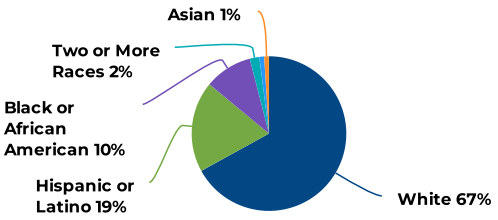

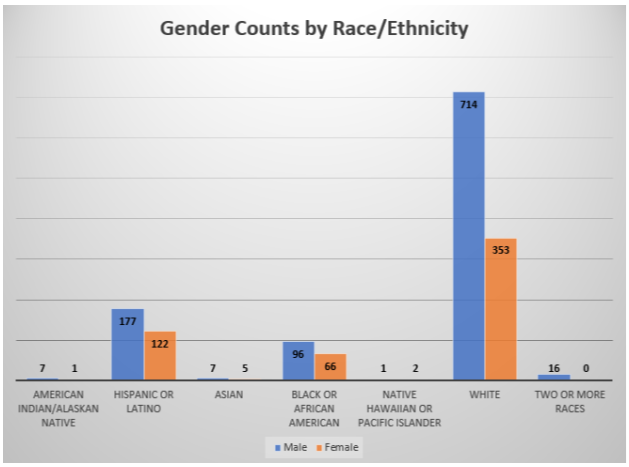

Another area of focus during the development of the Fiscal Year 2022-2023 budget has been engaging residents. This included three separate budget simulations in which feedback was solicited. The first was related to American Rescue Plan Act funding and determining the priorities for the usage of that funding. The eventual plan that was built was based on the feedback received.

The second budget simulation done was for the Capital Improvements Program (CIP) and projects that were a priority and focus of the residents. The information was used to help inform the creation of the five-year CIP. Lastly, the third budget simulation related to the General Fund operating budget and departments and understanding the operating areas that are a priority of residents, whether it is public safety, code compliance, parks and recreation, etc. In total, from the three simulations, over 600 submissions and comments were received. The City will continue to solicit resident feedback.

Another area where resident feedback has been received during the development of the budget has been through the City of Waco MyWaco application, whereby residents and visitors can submit feedback/service requests directly to the city. The data below is as of July 18, 2022 from the MyWaco App.

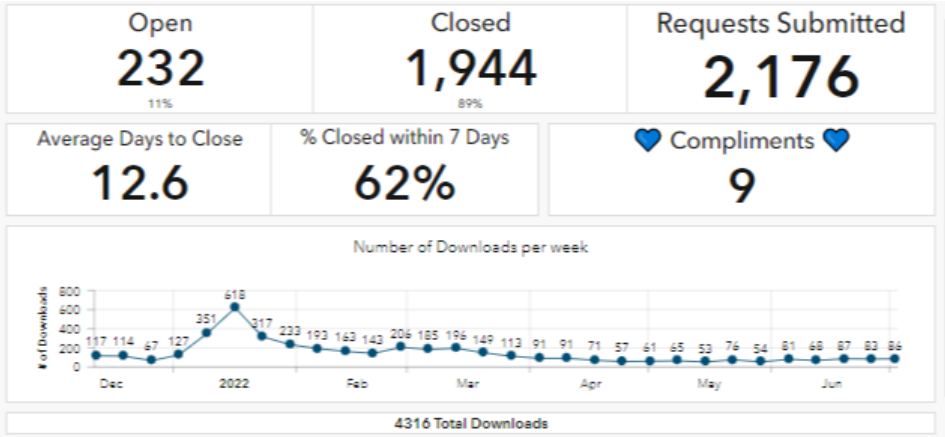

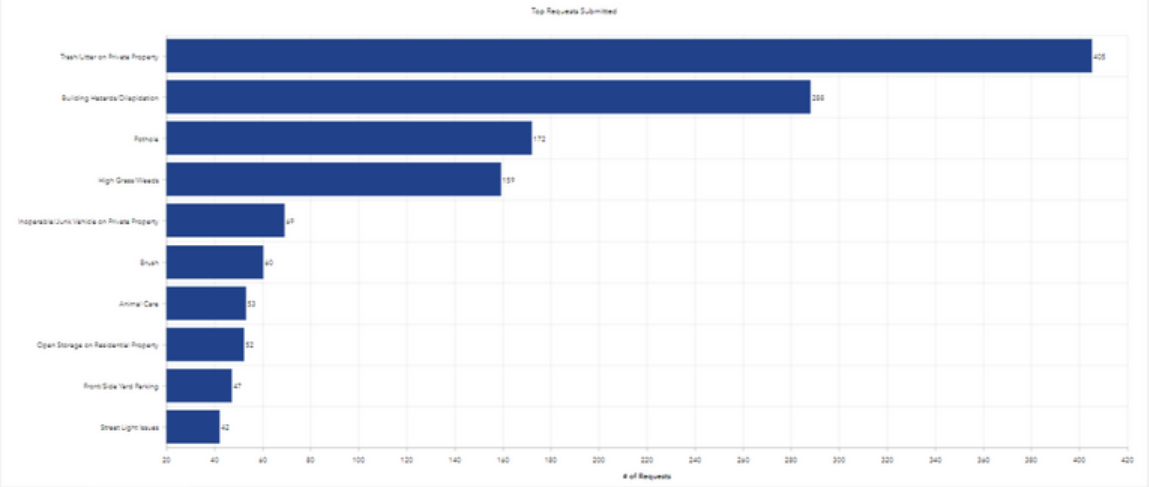

Short-term Factors

A key short-term factor that has impacted the development of the Fiscal Year 2022-2023 budget is inflation. Inflation impacts not just the supplies, goods, and services that the City acquires, it also impacts the City's ability to attract top talent and the compensation that is demanded from that talent. The City of Waco has made a concerted effort to address the compensation of its employees by evaluating positions to ensure compensation is competitive to retain and attract the best workforce possible. This short-term factor has impacted both expense and revenue budgets for Fiscal Year 2022-2023 along with the fees that the city charges for services.

Another short-term factor that played a large role in the development of the budget was the growth in property values and the impact this would have on the overall property tax and utility rate burden of the city's residents. To this end, the City of Waco made the decision to increase the Local Homestead Exemption from 10 percent to 15 percent, increase the Over 65 exemption to $50,000, and establish a disabled persons exemption of $50,000.

Additional short-term factors that have impacted the development of this budget have included decisions related to service levels, which includes decisions on where to maintain service levels and where enhancements to services are needed.

A short-term factor in the budget development has been evaluating and determining the appropriate funding levels for needed capital improvements in the face of inflation and rising interest rates by the Federal Reserve, which impacts how the capital improvements can be funded with debt obligations, since as rates rise, it decreases the amount of funding that can be spent on capital improvements when all factors are kept same (for example if the city can fund $3M in capital improvements when interest rates and inflation are at three percent (3%) as inflation and interest rates rise to five percent (5%) then only $2.75M in capital improvements can be funded).

Summary of Expenses

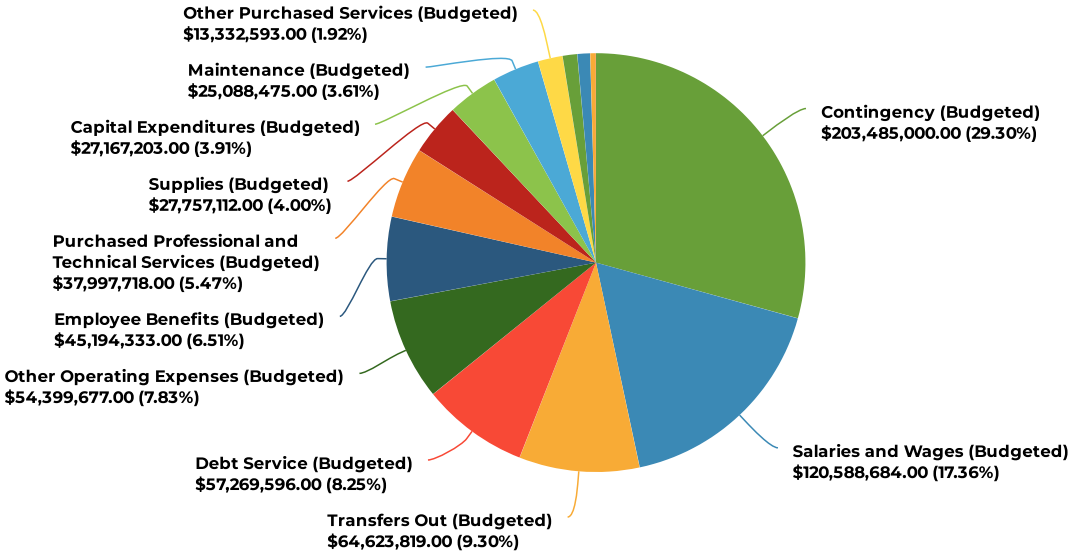

Explanation of Expenditures

Salaries & Wages
Authorized staffing for all funds includes 1,787.0899 full-time equivalents (FTEs) for FY23. Salaries and wages are the largest category of expenditure. In order to keep these costs from growing exponentially, City management and staff continually analyze areas for increased efficiencies in operations to determine staffing needs. The FY23 budget includes a general salary increase of six percent. Further, in FY23, salaries and wages associated with capital projects will be charged for those projects.

Employee Benefits
Employee benefits cover health insurance, life insurance, and Medicare. The City also participates in Social Security taxes, and the Texas Municipal Retirement System (TMRS). The TMRS plan's unfunded actuarial liabilities are calculated at the full contribution rate. The City has elected to fund its TMRS contributions at 15%, which is above the full contribution rate of 13.67% for FY23, in order to help pay down the actuarial liability of the City, limit future increases in the full contribution rate, and stabilize budgeting and forecasting for the City's contributions.

Purchased Professional/Technical Services
This category includes services that by their nature can be performed only by people or firms with specialized skills and knowledge. Although a product may or may not result from the transaction, the primary reason for the purchase is the service provided. Included are the services of architects, engineers, auditors, physicians, lawyers, consultants, temporary employees, election expenses, etc. As an effort is made to maintain total FTEs and perform services more efficiently, temporary labor and contracted services have increased to allow the City to continue to meet the needs of our citizens. These expenses can vary from year to year depending on departments' needs.

Purchased Property Services and Maintenance
These expenses are for services purchased to operate, repair, maintain and rent property owned or used by the City. Although a product may or may not result from the transaction, the primary reason for the expenditure is the service provided. City departments are charged for water, wastewater and solid waste collection and landfill charges. These charges, especially water and wastewater, have had large rate increases in past years because of the vast infrastructure projects that were necessary to ensure the quality and quantity of our water supply and replacement of an aging sewage system to conform to the latest federal regulations.

Other Purchased Services
This expense category is for services rendered by organizations or personnel not on the payroll of the City (separate from professional and technical services or property services). Although a product may or may not result from the transaction, the primary reason for the purchase is the service provided. Property, auto and general liability insurance charges are the largest items included here, along with a wide variety of expenses such as communications, advertising and promotions, travel/training, dues & memberships and leasing of equipment and computers.

Supplies
Supply accounts provide for articles of a nature which, after use, are consumed or show a material change in or an appreciable impairment of their physical condition, and articles liable to loss, theft and rapid depreciation. Major supply accounts in this category include office, chemical and medical, natural gas, electricity and fuel. This category also includes the purchase of minor equipment at an individual cost per item below the City's capitalization threshold of $5,000. The amount of these non-expendable supplies can vary from year to year depending on the departments' needs.

Other Expenses
Included in this category are charges for goods and services not previously classified in other accounts. The amount of these expenses can vary from year to year depending on the departments' needs.

Capital Expenditures
This category includes capital expenditures in excess of $5,000 for items which increase the capital assets of the City. These items include land, buildings, furniture and fixtures, vehicles, machinery, and equipment. Amounts can fluctuate from year to year depending on replacement schedules and capital expenditures needed for new services approved in the budget.

Non-Operating Expenditures
Non-operating expenditures consist of overhead (indirect) cost allocation, interdepartmental billings, payment in lieu of taxes and franchise fees that represent internal charges for goods and services provided by one department to another, and these expenditures are offset by non-operating revenues. Amounts can fluctuate year to year.

Debt Service

This category provides for the payment of principal and interest on the City's debt. A detailed debt service section is included in this document.

Capital Improvements Program (CIP)
These funds are for the acquisition and development of the City's physical assets. The CIP includes land, land improvements, buildings, furniture and fixtures, vehicles, machinery, equipment, and those items typically thought of as "infrastructure"—streets, water, wastewater, stormwater lines - through which the City provides services directly to citizens or in support of city operations. Details of the Capital Improvement Program are included in this document.

Contracts with Others

This category includes amounts paid for contracts with outside agencies or other governmental agencies for services rendered. The largest contract is with Family Health Center, followed by the McLennan County Appraisal District. Most of the other contracts are with our Economic Development partners.

DESCRIPTION	Fund	FY21 Actuals	FY22 Current Budget	FY22 Actuals	FY22 Projections	FY23 Budget
Advocacy Center	General Fund	84,419	84,419	47,029	84,419	84,419
Arts & Historic	General Fund	29,250	29,250	29,250	29,250	29,250
Baylor Campustown	General Fund	29,000	36,250	21,750	36,250	29,000
Cameron Park Zoological Society	Cameron Park Zoo Fund	100,000	100,000	100,000	100,000	100,000
CENTEX African American Chamber	General Fund	175,000	175,000	83,333	175,000	125,000
CENTEX Hispanic Chamber	General Fund	157,500	125,000	93,750	125,000	125,000
Centex Sr. Ministry	General Fund	35,000	35,000	35,000	35,000	40,000
City Center Waco	General Fund	164,000	164,000	68,333	164,000	164,000
City Center Waco - PID #1	Waco Public Improvement District #1 Fund	224,000	230,720	190,739	230,720	230,720
Creative Waco	General Fund	463,000	508,325	211,000	508,325	427,000
Economic Development Grants	Economic Development Incentive Fund	7,204	-	5,000	5,000	-
	General Fund	496,466	535,000	161,470	535,000	1,000,000
Greater Waco Chamber	General Fund	175,000	225,000	181,250	225,000	175,000
Greater Waco Collective Impact	General Fund	125,966	108,333	66,667	108,333	100,000
Greater Waco Sports Commission	General Fund	75,000	75,000	62,500	75,000	75,000
Keep Waco Beautiful	Solid Waste Fund	62,669	62,669	47,002	62,669	72,069
	Water Fund	7,123	7,123	5,342	7,123	7,123
McLennan Community Investment Fund	General Fund	50,000	100,000	50,000	100,000	60,000
McLennan County	General Fund	160,358	185,567	147,150	185,567	190,000
Neighborhood Engagement Contracts	General Fund	7,860	177,140	79,939	177,140	100,000
Owner OCC Rehabilitation	General Fund	17,781	37,602	-	37,602	35,000
RiverFront	Economic Development Fund	-	2,750,000	-	-	2,750,000
Waco Family Medicine	Waco-McLennan County Public Health District Fund	1,222,168	1,176,736	-	1,176,736	1,176,736
Heart of Texas Council of Governments	General Fund	11,652	12,000	11,652	12,000	-
Heart of Texas Behavioral Health Network	General Fund	39,322	39,322	29,492	39,322	39,322
McLennan County Appraisal District	General Fund	728,151	815,639	599,366	815,639	877,685
Grand Total		**4,647,887**	**7,795,096**	**2,327,014**	**5,050,096**	**8,012,324**

Contracts with Others
$12,500,000
$10,000,000
$7,500,000
$5,000,000
$2,500,000
$0
Values
$10,969,678
$7,736,735
$8,012,324
FY2020
FY2021
FY2022
FY2023
Contracts with Other (Budgeted)

FTEs (Full-Time Equivalents) Summary

Fund	Fund Name	FY21 Budget	FY22 Budget	FY23 Proposed
1000	General Fund	1,067.1226	1,091.9928	1,074.0972
2001	Waco-McLennan County Public Health District Fund	40.0000	45.7000	43.0000
2002	Health Grants Fund	48.2000	43.5000	57.2000
2027	Housing & Urban Development (HOME) Grant Fund 2017/2013	0.7000		
2029	Housing & Urban Development (HOME) Grant Fund 2014		0.4000	0.5000
2033	Community Development Block Grant (CDBG) Fund 2010	3.9000		
2034	Community Development Block Grant (CDBG) Fund 2011	4.6400		
2034	Community Development Block Grant (CDBG) Fund 2019			0.1500
2036	Community Development Block Grant (CDBG) Fund 2020			0.6000
2037	Community Development Block Grant (CDBG) Fund 2014			4.4000
2044	Department of Housing & Urban Development (HUD) Lead Grant Fund 2019	3.0000	2.9500	2.9500
2045	COVID McLennan County Rental Assistance		1.4000	
2117	American Rescue Plan Act Grant Fund			2.0000
2119	Department of Housing & Urban Development Continuum of Care Grant (HUD) Fund	1.0000	1.0000	1.0000
2146	Department of Housing & Urban Development Continuum of Care Grant (HUD) Fund HMIS16	1.0000	1.0000	
2148	U.S. Department of Justice, Office Of Community Oriented Policing Services (COPS) Hiring Grant Fund			12.0000
2167	Metropolitan Planning Organization (MPO) Grant Fund	3.7000	3.0000	2.8000
2173	Family Violence Grant Fund 16-17		2.0000	
2177	Family Violence Grant Fund 2017-15			2.0000
5000	Water Fund	122.9800	124.1600	124.6600
5100	Wastewater Fund	44.8400	49.0000	51.5000
5160	Waco Metropolitan Area Regional Sewage System (WMARSS) Fund	31.1800	33.8400	33.8400
5200	Solid Waste Fund	91.2833	98.0000	102.0000
5300	Airport Fund	12.4000	12.4000	12.4000
5400	Convention Center & Visitors' Services Fund	34.9500	34.9500	34.9500
5500	Texas Ranger Hall of Fame Fund	17.1250	17.1250	17.1250
5700	Cameron Park Zoo Fund	61.5827	62.3577	62.3577
5800	Cottonwood Creek Golf Course Fund	13.0000	11.0000	11.0000
5900	Drainage Fund		9.3061	22.6100
6001	Risk Management Fund	2.0000	2.0000	8.0000
6002	Employee Health Insurance Fund	1.0000	1.0000	1.0000
6003	Engineerng Fund	32.6167	30.1637	40.0000
6004	Fleet Services Fund	28.9500	28.9500	28.9500
6005	Information Technology Fund			34.0000
	Total All Funds	**1,667.1703**	**1,707.1953**	**1,787.0899**

Personnel Changes

The FY23 Proposed Budget includes an overall increase of 79.8946 FTEs compared to the FY22 Approved Budget. This overall increase includes positions added during FY22 and positions added for FY23. Positions added to the FY23 Budget include:

General Fund Supported Positions

- 2 Management Analysts and 2 Project Managers in the City Manager's Office
- 1 Compensation Analyst and 1 ADA Compliance Officer in Human Resources
- 2 Code Inspectors in Development Services
- 8 Engineering Inspectors in Engineering
- 2 Facilities Maintenance Technicians in Facilities Maintenance
- 4 Firefighters in Fire
- 1 Social Resource Supervisor, 10 Police Officers and 2 Sergeants in Police
- 1 Senior IT Analyst and 1 IT Security Analyst in Information Technology
- 1 Children's Librarian at the East Waco Library
- 2 Senior Parks Maintenance Workers in Parks & Recreation

Enterprise Funds Supported Positions

- 3 Solid Waste Maintenance Workers in Solid Waste
- 1 Watershed Inspector, 1 GIS Analyst, 1 Customer Service Representative, 1 part-time Hydrologist, 1 part-time Education Specialist, 1 Engineer and 7 positions for a Vegetation Management Program in the Drainage Fund
- 1 Customer Service Representative, 1 CIP Manager, 2 WMARSS Plant Maintenance positions, and 1 Fat, Oils, and Grease Program employee in the Water Utilities

Other Funds Supported Positions (Includes grant-funded positions)

- 2 Management Analysts in the City Manager's Office (American Rescue Plan Funded)
- 4 Safety Specialists and 1 Risk Coordinator in Risk Management

Changes from Proposed to Adopted Budget

The following changes were made from the proposed budget to the adopted budget:

- Increased property tax collection rate to 99%
- Decreased tax rate to $0.760000 from $0.764782
- Decreased Property Tax Revenues in the General Fund by $307,241
- Decreased Property Tax Revenues in the General Debt Service Fund by $448,881
- PILOT revenues in the General Fund were decreased by $37,156 (this resulted in corresponding decreases in expenses in the Water, Wastewater, and Solid Waste Funds).
- Reduced General Fund fuel expenses by $125,599
    - Reduced price per gallon from $4.50 to $3.80
- Increased Emergency Management Indirect costs and revenue by $62,313 - $0 net effect in the General Fund
- Sales Tax revenue increased by $218,799 in the General Fund
- Drainage Fund charges for services increased to $7,537,680 (increased ERUs to 114,000 from 90,000) based on actual ERUs

FUND SUMMARIES

Summary

The City of Waco is projecting $661.69M of revenue in FY2023, which represents a 2.4% decrease over the prior year. Budgeted expenditures are projected to decrease by 9.2% or $70.18M to $694.58M in FY2023.

The Fiscal Year 2022-2023 budget now includes the capital improvements program (CIP) funds within this total which was not included in prior years.

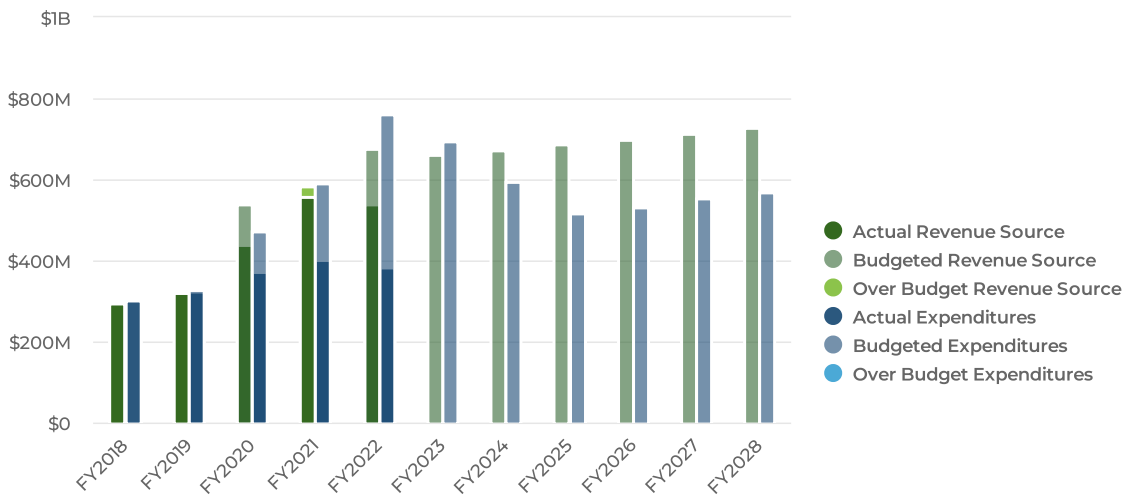

Revenue by Fund

2023 Revenue by Fund

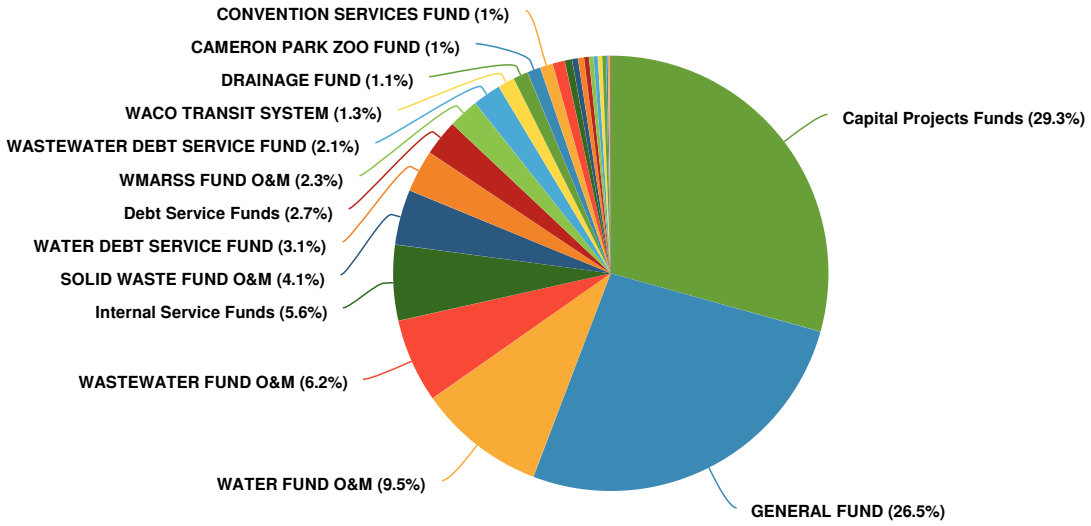

Budgeted and Historical 2023 Revenue by Fund

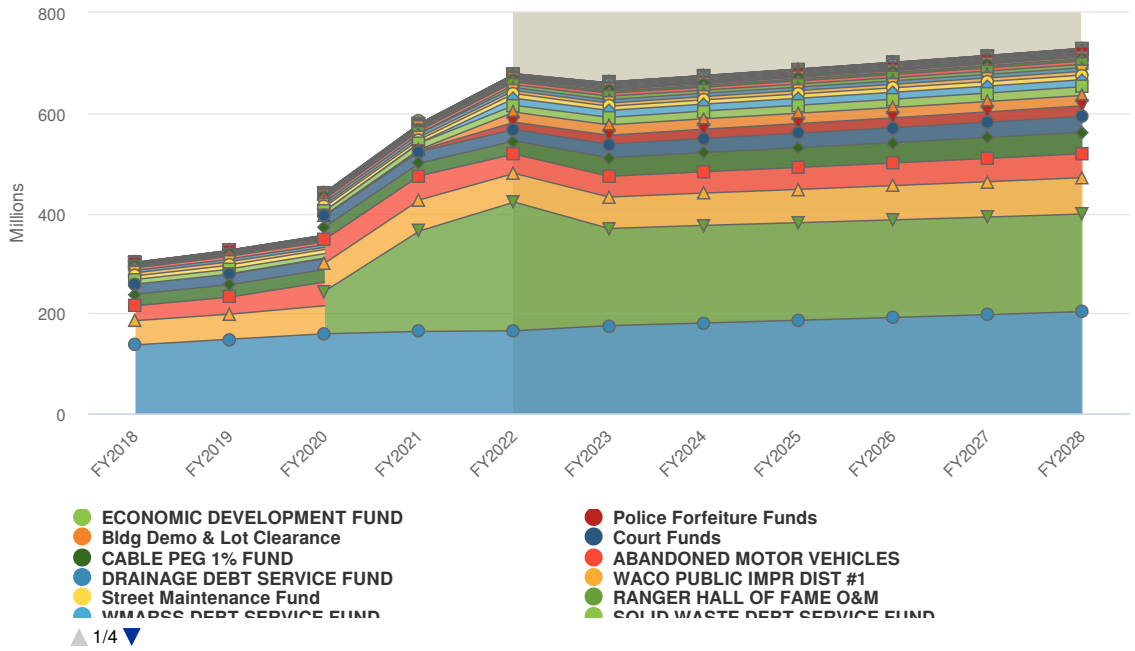

Grey background indicates budgeted figures.

Name	FY2022 Amended Budget	FY2022 Actual	FY2023 Budgeted	FY2022 Amended Budget vs. FY2023 Budgeted (% Change)
GENERAL FUND	$164,855,567.78	$164,674,102.42	$175,140,694.00	6.2%
ECONOMIC DEV INCENTIVE FUND	$3,270,000.00	$3,315,163.97	$3,540,000.00	8.3%
CABLE PEG 1% FUND	$260,000.00	$185,414.41	$250,000.00	-3.8%
Court Funds				
COURT SECURITY	$30,000.00	$0.00	$32,000.00	6.7%
COURT TECHNOLOGY	$34,000.00	$0.00	$30,000.00	-11.8%
COURT JURY REIMBURSEMENT FUND	$0.00	$0.00	$450.00	N/A
COURT TRUANCY PREVENTION FUND	$0.00	$0.00	$22,000.00	N/A
Total Court Funds:	**$64,000.00**	**$0.00**	**$84,450.00**	**32%**
Police Forfeiture Funds				
STATE CH59 POLICE FORFEITURE	$46,360.00	$24,353.26	$31,000.00	-33.1%
FED JUSTICE POLICE FORFEI	$60.00	$201.45	$200.00	233.3%
FED TREASRY POLICE FORFEI	$20.00	$58.64	$50.00	150%
STATE CH18 POLICE FORFEIT	$20.00	$72.77	$60.00	200%
Total Police Forfeiture Funds:	**$46,460.00**	**$24,686.12**	**$31,310.00**	**-32.6%**
Waco-McLennan County Public Health District Fund	$5,875,288.03	$5,266,338.36	$5,980,043.00	1.8%

Name	FY2022 Amended Budget	FY2022 Actual	FY2023 Budgeted	FY2022 Amended Budget vs. FY2023 Budgeted (% Change)
Bldg Demo & Lot Clearance	$50,450.00	$100,406.25	$51,500.00	2.1%
ABANDONED MOTOR VEHICLES	$308,565.00	$494,653.90	$360,000.00	16.7%
Street Maintenance Fund		$0.00	$2,050,000.00	N/A
WACO PUBLIC IMPR DIST #1	$668,704.00	$742,098.96	$683,000.00	2.1%
WATER FUND O&M	$57,289,770.00	$51,532,770.33	$62,670,067.00	9.4%
WATER DEBT SERVICE FUND	$20,133,171.00	$20,384,537.46	$20,803,775.00	3.3%
WASTEWATER FUND O&M	$38,579,074.00	$36,241,450.69	$41,328,347.00	7.1%
WASTEWATER DEBT SERVICE FUND	$13,975,474.00	$14,031,602.18	$13,825,455.00	-1.1%
WMARSS FUND O&M	$13,734,811.00	$10,739,708.21	$14,999,841.00	9.2%
WMARSS DEBT SERVICE FUND	$1,487,004.00	$1,584,188.76	$2,082,147.00	40%
SOLID WASTE FUND O&M	$22,786,903.00	$23,651,638.57	$27,192,077.00	19.3%
SOLID WASTE DEBT SERVICE FUND	$1,425,006.00	$1,540,712.94	$2,266,131.00	59%
AIRPORT FUND O&M	$2,391,559.51	$2,535,199.47	$2,963,489.00	23.9%
CONVENTION SERVICES FUND	$5,941,141.00	$6,149,954.80	$6,376,161.00	7.3%
RANGER HALL OF FAME O&M	$1,386,276.40	$1,206,639.01	$1,947,520.00	40.5%
WACO TRANSIT SYSTEM	$9,409,493.81	$5,768,359.66	$8,290,136.00	-11.9%
RURAL TRANSIT SERVICES	$1,744,024.64	$1,198,142.03	$2,382,628.00	36.6%
CAMERON PARK ZOO FUND	$5,804,753.00	$5,210,780.13	$6,437,669.00	10.9%
COTTONWOOD CREEK GOLF COURSE	$2,327,273.98	$2,243,283.41	$3,007,602.00	29.2%
DRAINAGE FUND	$5,712,258.00	$4,825,663.45	$7,368,680.00	29%
DRAINAGE DEBT SERVICE FUND	$705,000.00	$108,927.80	$784,513.00	11.3%
Debt Service Funds				
General Debt Service Fund	$14,595,736.00	$14,851,449.01	$17,644,519.00	20.9%
Total Debt Service Funds:	**$14,595,736.00**	**$14,851,449.01**	**$17,644,519.00**	**20.9%**
Capital Projects Funds				
SPECIAL PROJECTS RESERVE FUND	$11,000,000.00	$16,114,833.09	$3,360,000.00	-69.5%
CAPITAL EQUIP REPLACEMENT FUND	$0.00	$0.00	$70,630.00	N/A
GOVERNMENT VEHICLE REPLACEMENT	$1,700,000.00	$1,700,000.00	$3,468,173.00	104%
TIF Capital Projects Fund	$0.00	$0.00	$30,250,000.00	N/A
Cash Cip - Parks	$0.00	$0.00	$120,000.00	N/A
Cash Cip - Streets	$16,100,000.00	$8,050,000.00	$4,900,000.00	-69.6%
Bond Cip - Parks	$21,890,000.00	$10,945,000.00	$18,110,000.00	-17.3%
Bond Cip - Streets	$76,075,800.00	$40,392,482.31	$25,735,000.00	-66.2%
Bond Cip -Fire	$5,257,500.00	$1,630,000.00	$6,655,000.00	26.6%
Cash Cip - Water	$3,000,000.00	$1,500,000.00	$1,500,000.00	-50%
Bond Cip - Water	$43,000,000.00	$22,000,000.00	$37,548,000.00	-12.7%
Cash Cip - Wastewater	$1,000,000.00	$1,000,000.00	$1,000,000.00	0%
Bond Cip - Wastewater	$16,000,000.00	$5,000,000.00	$25,740,000.00	60.9%
Bond Cip - Wmarss	$21,000,000.00	$10,500,000.00	$15,140,000.00	-27.9%
Cash Cip - Solid Waste	$0.00	$0.00	$232,000.00	N/A

Name	FY2022 Amended Budget	FY2022 Actual	FY2023 Budgeted	FY2022 Amended Budget vs. FY2023 Budgeted (% Change)
Bond Cip - Solid Waste	$15,300,000.00	$7,650,000.00	$17,082,000.00	11.6%
Cash Cip - Airport	$1,584,000.00	$792,000.00	$122,500.00	-92.3%
Stormwater Bond Cip Fund	$24,000,000.00	$12,000,000.00	$3,000,000.00	-87.5%
Total Capital Projects Funds:	**$256,907,300.00**	**$139,274,315.40**	**$194,033,303.00**	**-24.5%**
Internal Service Funds				
RISK MANAGEMENT FUND	$4,784,119.00	$4,219,507.68	$5,958,382.00	24.5%
EMPLOYEE HEALTH INSURANCE FUND	$15,129,054.00	$13,212,577.44	$16,864,602.00	11.5%
ENGINEERING FUND	$4,194,010.90	$3,706,758.37	$3,601,963.00	-14.1%
FLEET SERVICES FUND	$2,023,585.00	$1,673,044.31	$2,606,766.00	28.8%
INFOTECH	$0.00	$0.00	$7,693,911.00	N/A
Proprietary Vehicle and Equipment Replacement Fund		$0.00	$393,785.00	N/A
Total Internal Service Funds:	**$26,130,768.90**	**$22,811,887.80**	**$37,119,409.00**	**42.1%**
Total:	**$677,865,833.05**	**$540,694,075.50**	**$661,694,466.00**	**-2.4%**

Revenues by Source

Projected 2023 Revenues by Source

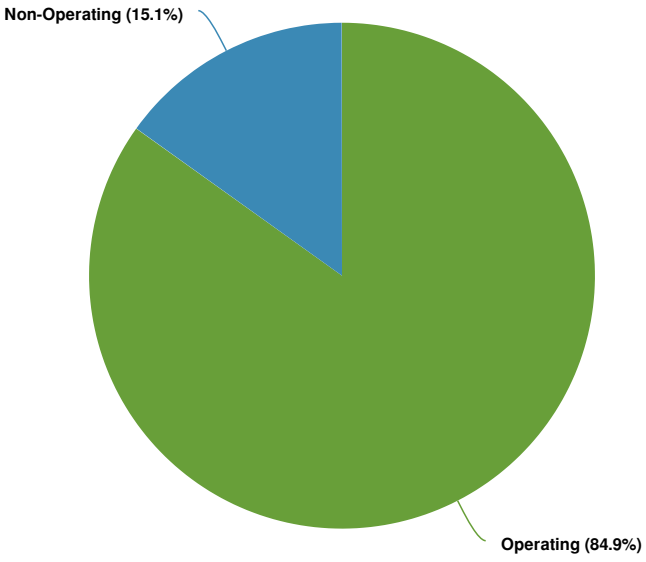

Budgeted and Historical 2023 Revenues by Source

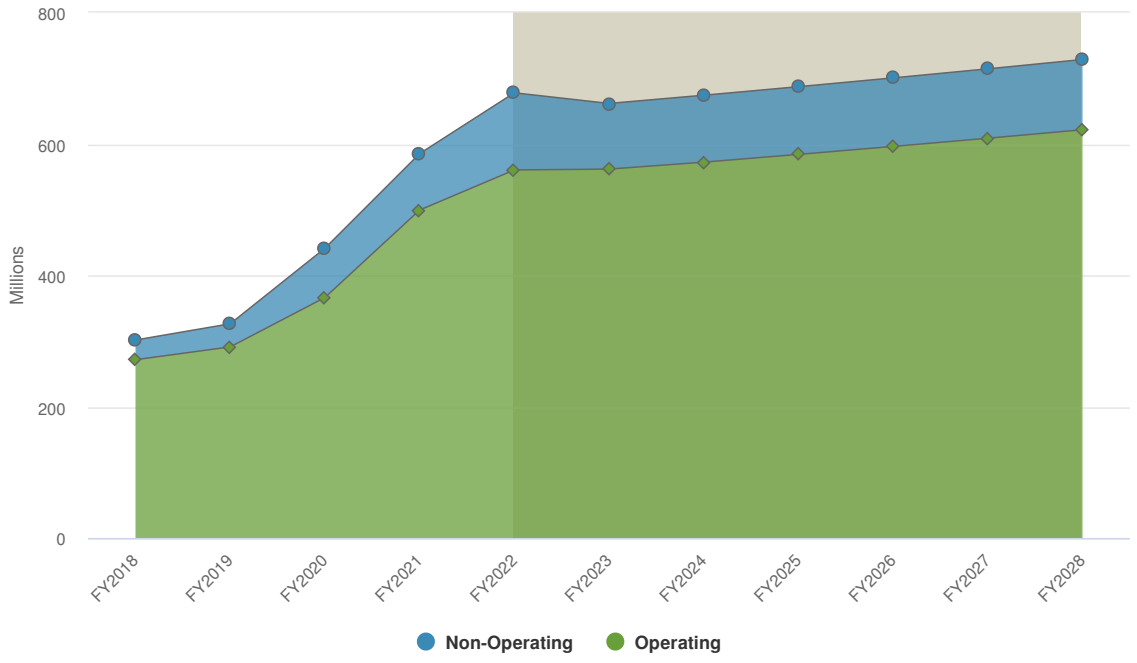

Grey background indicates budgeted figures.

Name	FY2022 Amended Budget	FY2022 Actual	FY2023 Budgeted	FY2022 Amended Budget vs. FY2023 Budgeted (% Change)
Revenue Source				
Operating	$560,423,218.05	$439,946,170.18	$561,713,982.00	0.2%
Non-Operating	$117,442,615.00	$100,747,905.32	$99,980,484.00	-14.9%
Total Revenue Source:	**$677,865,833.05**	**$540,694,075.50**	**$661,694,466.00**	**-2.4%**

Expenditures by Fund

2023 Expenditures by Fund

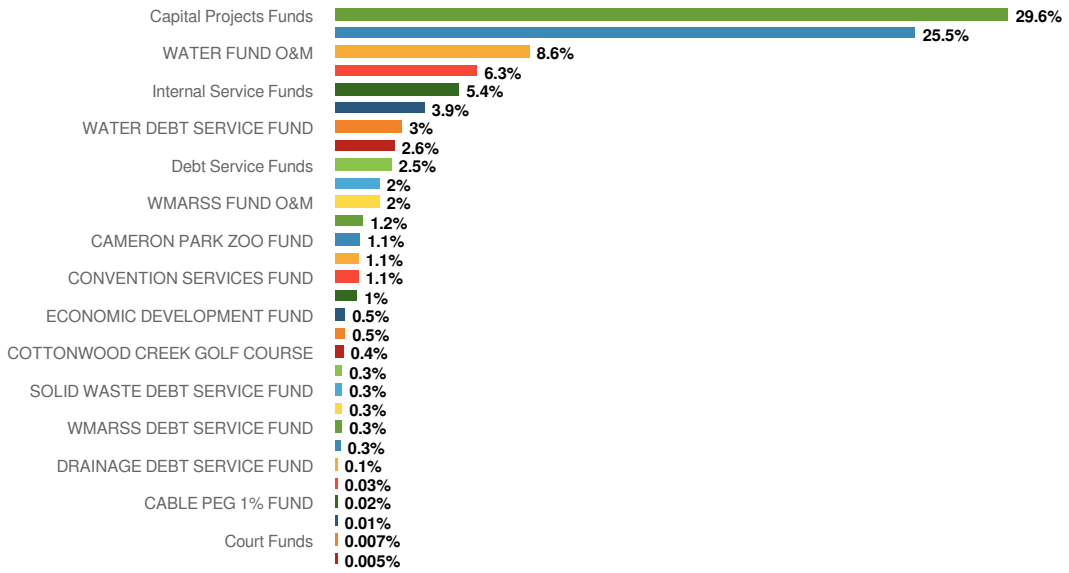

Budgeted and Historical 2023 Expenditures by Fund

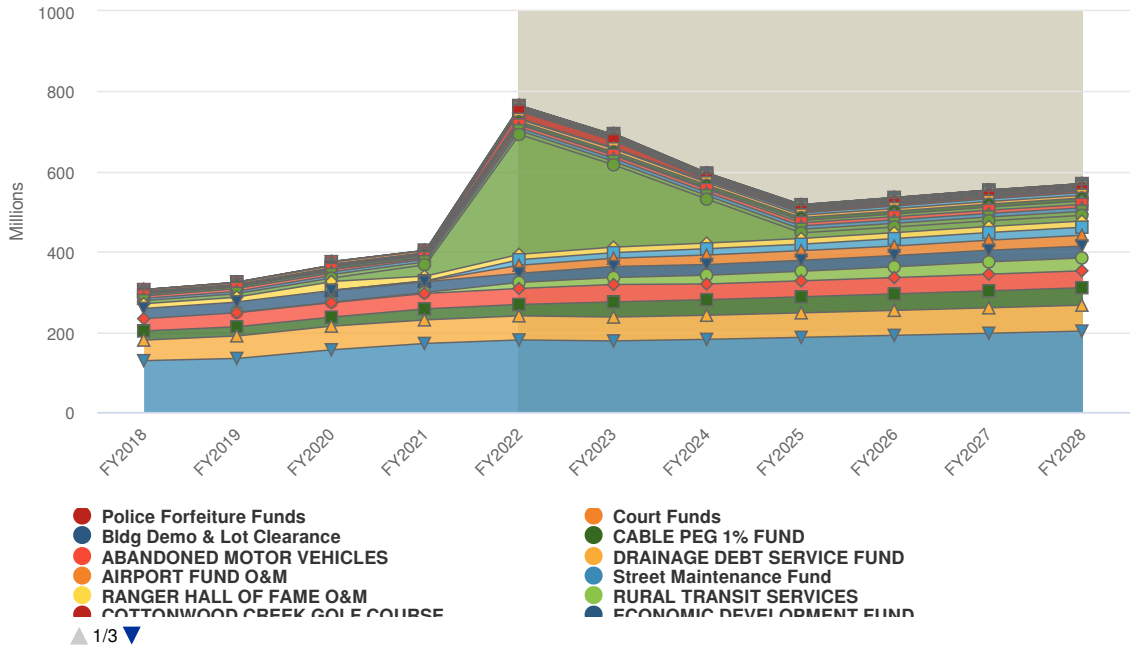

Grey background indicates budgeted figures.

Name	FY2022 Amended Budget	FY2022 Actual	FY2023 Budgeted	FY2022 Amended Budget vs. FY2023 Budgeted (% Change)

Name	FY2022 Amended Budget	FY2022 Actual	FY2023 Budgeted	FY2022 Amended Budget vs. FY2023 Budgeted (% Change)
GENERAL FUND	$179,645,200.02	$148,382,163.88	$177,262,504.00	-1.3%
ECONOMIC DEV INCENTIVE FUND	$18,536,064.00	$4,542,301.81	$18,250,000.00	-1.5%
ECONOMIC DEVELOPMENT FUND	$3,302,204.00	$0.00	$3,383,032.00	2.4%
CABLE PEG 1% FUND	$345,000.00	$39,348.80	$140,000.00	-59.4%
Court Funds				
COURT SECURITY	$72,960.00	$68,777.37	$13,400.00	-81.6%
COURT TECHNOLOGY	$50,231.00	$21,356.42	$34,100.00	-32.1%
Total Court Funds:	**$123,191.00**	**$90,133.79**	**$47,500.00**	**-61.4%**
Police Forfeiture Funds				
STATE CH59 POLICE FORFEITURE	$34,000.00	$10,048.80	$34,000.00	0%
Total Police Forfeiture Funds:	**$34,000.00**	**$10,048.80**	**$34,000.00**	**0%**
Waco-McLennan County Public Health District Fund	$6,515,817.50	$3,540,645.12	$6,757,470.00	3.7%
Bldg Demo & Lot Clearance	$75,000.00	$42,860.91	$75,000.00	0%
ABANDONED MOTOR VEHICLES	$628,250.00	$88,422.59	$209,000.00	-66.7%
Street Maintenance Fund		$0.00	$2,050,000.00	N/A
WATER FUND O&M	$60,174,835.28	$52,452,070.58	$59,491,683.00	-1.1%
WATER DEBT SERVICE FUND	$20,139,971.00	$20,062,664.17	$20,803,130.00	3.3%
WASTEWATER FUND O&M	$39,937,038.73	$32,957,894.44	$43,467,362.00	8.8%
WASTEWATER DEBT SERVICE FUND	$13,975,860.00	$13,955,197.74	$13,825,455.00	-1.1%
WMARSS FUND O&M	$13,426,771.74	$9,955,678.77	$13,801,651.00	2.8%
WMARSS DEBT SERVICE FUND	$1,487,004.00	$1,584,188.76	$2,082,147.00	40%
SOLID WASTE FUND O&M	$22,618,500.15	$18,942,320.06	$27,322,597.00	20.8%
SOLID WASTE DEBT SERVICE FUND	$1,425,006.00	$1,530,401.39	$2,266,131.00	59%
AIRPORT FUND O&M	$3,248,880.50	$2,689,710.39	$3,205,690.00	-1.3%
CONVENTION SERVICES FUND	$7,460,288.23	$5,486,348.62	$7,353,835.00	-1.4%
RANGER HALL OF FAME O&M	$1,711,742.00	$1,340,656.62	$2,184,184.00	27.6%
WACO TRANSIT SYSTEM	$9,466,484.00	$5,824,133.98	$8,544,779.00	-9.7%
RURAL TRANSIT SERVICES	$2,629,811.00	$1,116,363.07	$2,319,658.00	-11.8%
CAMERON PARK ZOO FUND	$6,887,236.00	$5,463,391.67	$7,853,148.00	14%
COTTONWOOD CREEK GOLF COURSE	$2,598,617.00	$2,002,945.71	$2,949,008.00	13.5%
DRAINAGE FUND	$5,935,066.26	$2,694,769.27	$7,451,914.00	25.6%
DRAINAGE DEBT SERVICE FUND	$0.00	$108,927.80	$784,513.00	N/A
Debt Service Funds				
General Debt Service Fund	$15,074,186.00	$15,527,747.48	$17,508,220.00	16.1%
Total Debt Service Funds:	**$15,074,186.00**	**$15,527,747.48**	**$17,508,220.00**	**16.1%**
Capital Projects Funds				
SPECIAL PROJECTS RESERVE FUND	$18,069,255.00	$11,587,172.19	$13,200,000.00	-26.9%
GOVERNMENT VEHICLE REPLACEMENT	$1,744,508.50	$249,658.50	$3,430,000.00	96.6%
TIF Capital Projects Fund	$0.00	$0.00	$30,250,000.00	N/A

Name	FY2022 Amended Budget	FY2022 Actual	FY2023 Budgeted	FY2022 Amended Budget vs. FY2023 Budgeted (% Change)
Cash Cip - Parks	$14,574,332.90	$0.00	$120,000.00	-99.2%
Cash Cip - Streets	$12,825,256.62	$0.00	$4,900,000.00	-61.8%
Bond Cip - Parks	$14,096,581.03	$0.00	$18,110,000.00	28.5%
Bond Cip - Streets	$89,012,742.27	$0.00	$25,735,000.00	-71.1%
Bond Cip -Fire	$1,630,000.00	$0.00	$6,655,000.00	308.3%
Cash Cip - Water	$5,000,000.00	$0.00	$1,500,000.00	-70%
Bond Cip - Water	$61,530,041.80	$0.00	$37,548,000.00	-39%
Cash Cip - Wastewater	$3,250,000.00	$0.00	$1,000,000.00	-69.2%
Bond Cip - Wastewater	$22,889,254.86	$0.00	$25,740,000.00	12.5%
Bond Cip - Wmarss	$23,002,062.08	$0.00	$15,140,000.00	-34.2%
Cash Cip - Solid Waste	$7,421,729.73	$0.00	$1,331,000.00	-82.1%
Bond Cip - Solid Waste	$11,087,404.65	$0.00	$17,082,000.00	54.1%
Cash Cip - Airport	$792,000.00	$0.00	$624,000.00	-21.2%
Stormwater Bond Cip Fund	$12,000,000.00	$0.00	$3,000,000.00	-75%
Total Capital Projects Funds:	**$298,925,169.44**	**$11,836,830.69**	**$205,365,000.00**	**-31.3%**
Internal Service Funds				
RISK MANAGEMENT FUND	$6,501,614.00	$4,268,498.27	$6,181,579.00	-4.9%
EMPLOYEE HEALTH INSURANCE FUND	$15,129,905.00	$14,447,601.93	$16,858,757.00	11.4%
ENGINEERING FUND	$4,370,345.30	$3,715,751.33	$4,419,414.00	1.1%
FLEET SERVICES FUND	$2,434,803.00	$1,877,125.78	$2,629,620.00	8%
INFOTECH	$0.00	$0.00	$7,705,742.00	N/A
Total Internal Service Funds:	**$28,436,667.30**	**$24,308,977.31**	**$37,795,112.00**	**32.9%**
Total:	**$764,763,861.15**	**$386,577,144.22**	**$694,583,723.00**	**-9.2%**

Expenditures by Function

Budgeted Expenditures by Function

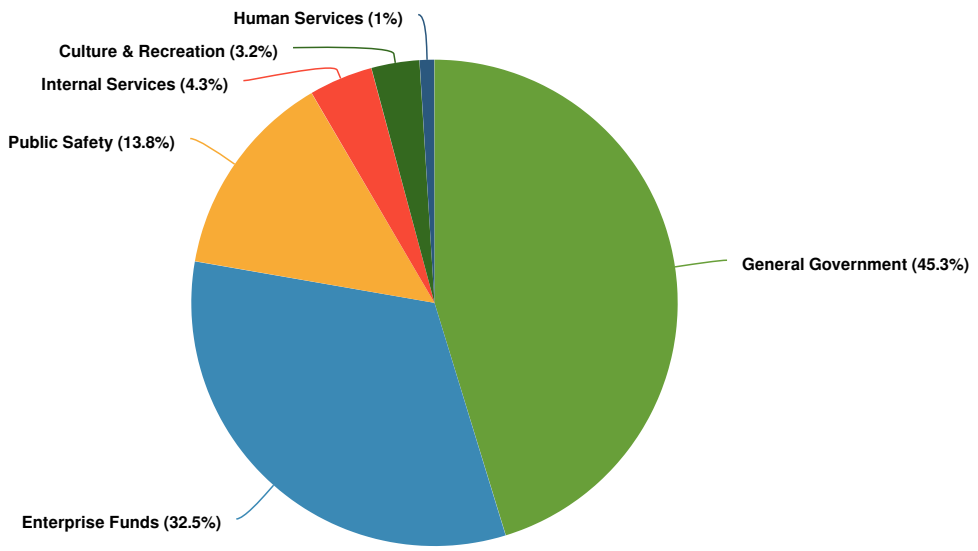

Budgeted and Historical Expenditures by Function

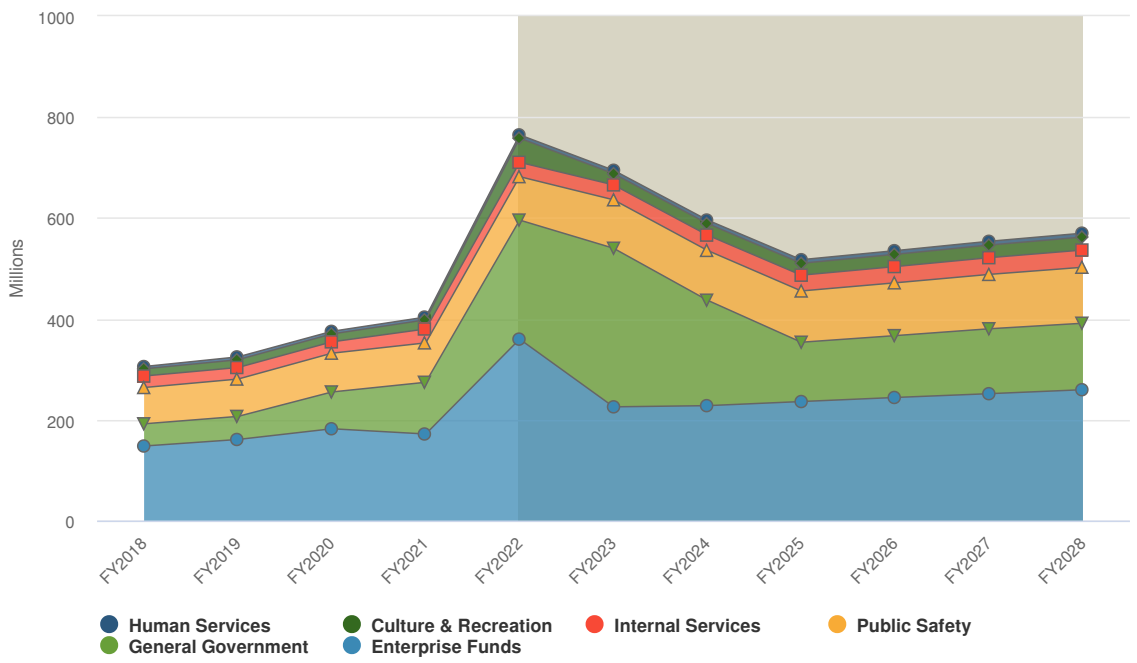

Grey background indicates budgeted figures.

Name	FY2022 Amended Budget	FY2022 Actual	FY2023 Budgeted	FY2022 Amended Budget vs. FY2023 Budgeted (% Change)
Expenditures				
General Government	$236,010,063.04	$93,943,553.28	$314,465,895.00	33.2%
Public Safety	$86,140,506.07	$70,912,823.59	$96,067,101.00	11.5%
Culture & Recreation	$47,905,202.21	$15,740,939.87	$22,262,114.00	-53.5%
Human Services	$6,515,817.50	$3,540,645.12	$6,757,470.00	3.7%
Enterprise Funds	$359,755,605.03	$178,130,205.05	$225,499,617.00	-37.3%
Internal Services	$28,436,667.30	$24,308,977.31	$29,531,526.00	3.9%
Total Expenditures:	**$764,763,861.15**	**$386,577,144.22**	**$694,583,723.00**	**-9.2%**

Expenditures by Expense Type

Budgeted Expenditures by Expense Type

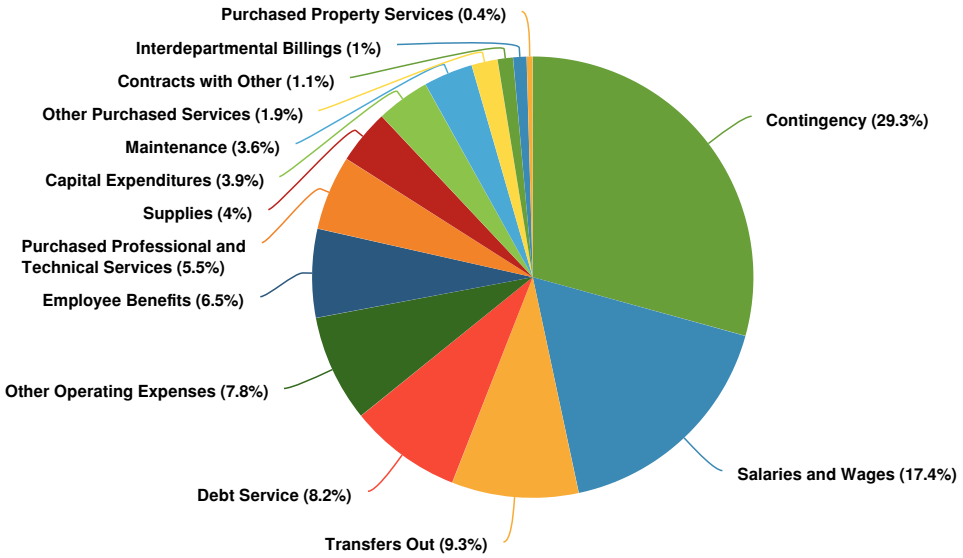

Budgeted and Historical Expenditures by Expense Type

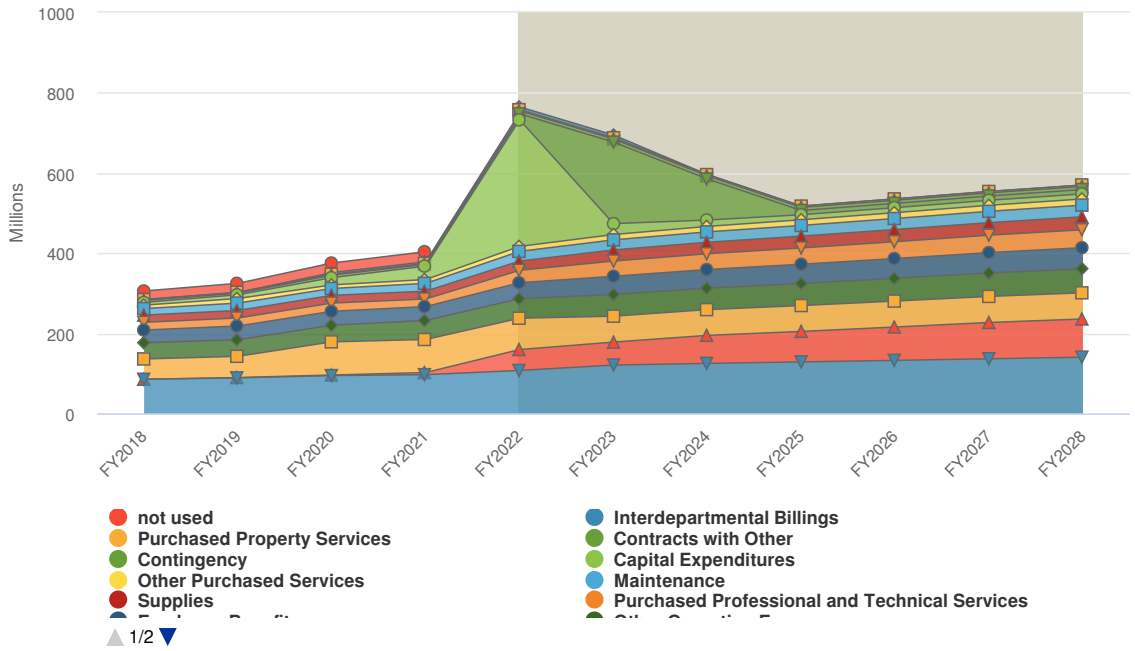

Grey background indicates budgeted figures.

Name	FY2022 Amended Budget	FY2022 Actual	FY2023 Budgeted	FY2022 Amended Budget vs. FY2023 Budgeted (% Change)
Expense Objects				
Salaries and Wages	$107,097,959.00	$90,105,526.64	$120,588,684.00	12.6%
Employee Benefits	$39,809,845.00	$32,511,334.69	$45,194,333.00	13.5%
Purchased Professional and Technical Services	$30,990,710.56	$22,855,346.15	$37,997,718.00	22.6%
Purchased Property Services	$2,760,821.48	$2,197,317.69	$3,062,844.00	10.9%
Maintenance	$24,147,106.64	$18,474,140.58	$25,088,475.00	3.9%
Other Purchased Services	$12,480,821.45	$9,857,321.88	$13,332,593.00	6.8%
Supplies	$23,061,141.83	$19,103,096.52	$27,757,112.00	20.4%
Other Operating Expenses	$48,762,489.97	$40,661,113.30	$54,399,677.00	11.6%
Contracts with Other	$7,564,375.55	$2,303,645.55	$7,781,604.00	2.9%
Interdepartmental Billings	$7,013,465.00	$5,532,439.08	$6,835,065.00	-2.5%
Capital Expenditures	$315,661,251.23	$15,782,594.21	$27,167,203.00	-91.4%
Debt Service	$52,157,441.00	$51,620,276.76	$57,269,596.00	9.8%
Transfers Out	$78,187,574.00	$75,082,612.63	$64,623,819.00	-17.3%
Contingency	$15,068,858.44	$0.00	$203,485,000.00	1,250.4%
not used	$0.00	$490,378.54	$0.00	0%
Total Expense Objects:	**$764,763,861.15**	**$386,577,144.22**	**$694,583,723.00**	**-9.2%**

General Fund

The General Fund is the City's primary operating fund. It accounts for all financial resources of the general government, except those required to be accounted for in another fund.

Summary

The City of Waco is projecting $175,140,694 of revenue in FY2023, which represents a 6.28% increase over the prior year. Budgeted expenditures are projected to decrease by 1.29% or $2,314,576 to $177,262,504 in FY2023.

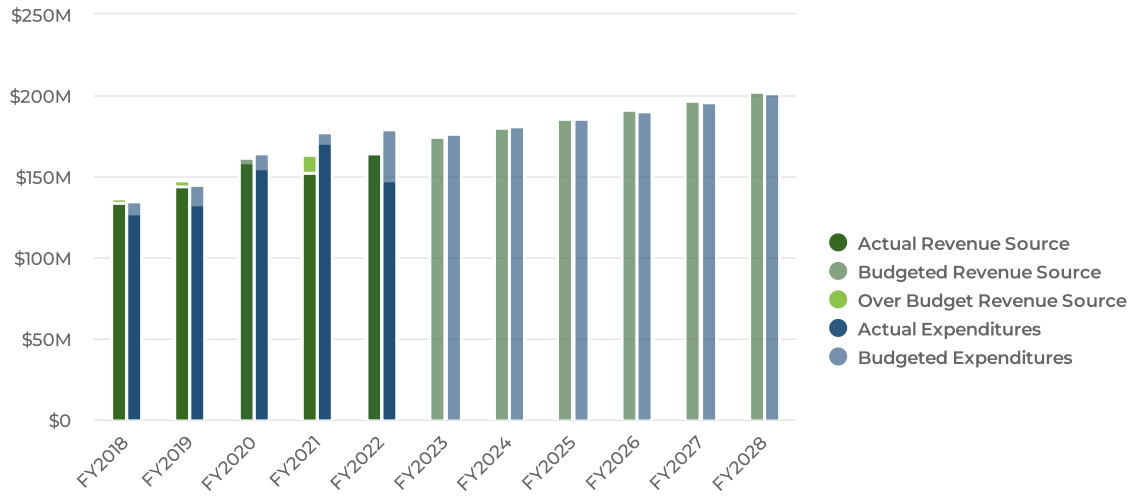

Revenues by Source

Projected 2023 Revenues by Source

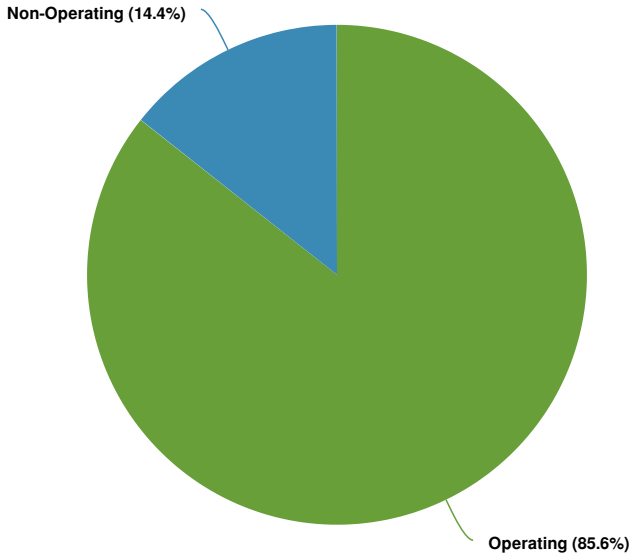

Budgeted and Historical 2023 Revenues by Source

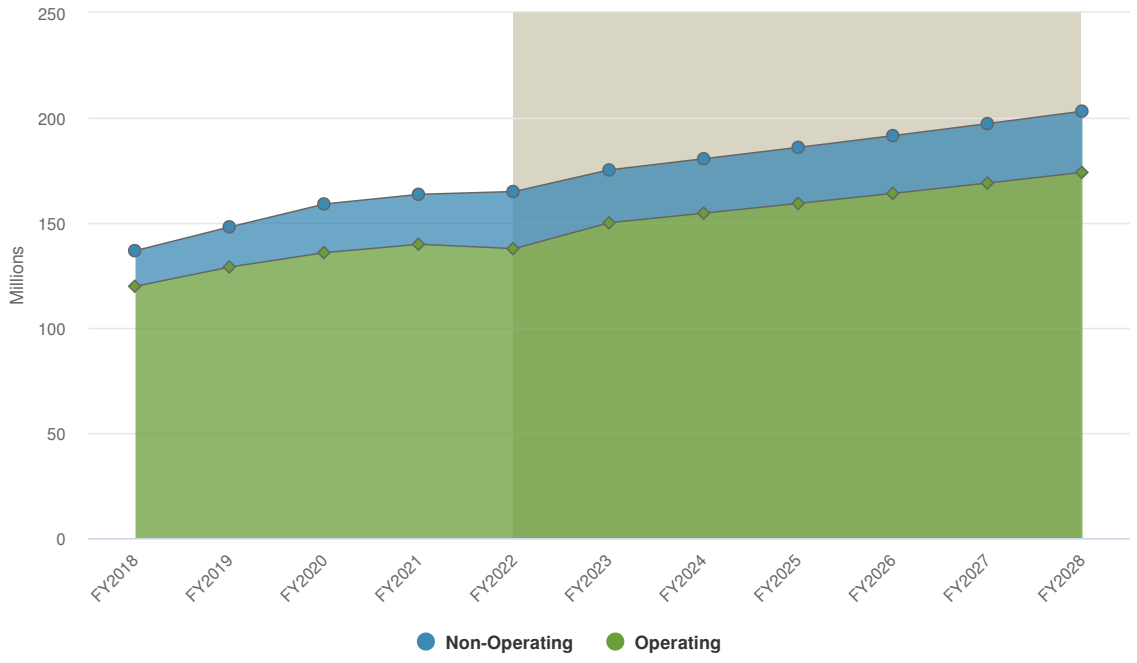

Grey background indicates budgeted figures.

Name	FY2022 Amended Budget	FY2022 Actual	FY2023 Budgeted	FY2022 Amended Budget vs. FY2023 Budgeted (% Change)
Revenue Source				
Operating	$137,674,025.78	$141,260,292.39	$149,983,684.00	8.9%
Non-Operating	$27,181,542.00	$23,413,810.03	$25,157,010.00	-7.4%
Total Revenue Source:	**$164,855,567.78**	**$164,674,102.42**	**$175,140,694.00**	**6.2%**

Expenditures by Function

Budgeted Expenditures by Function

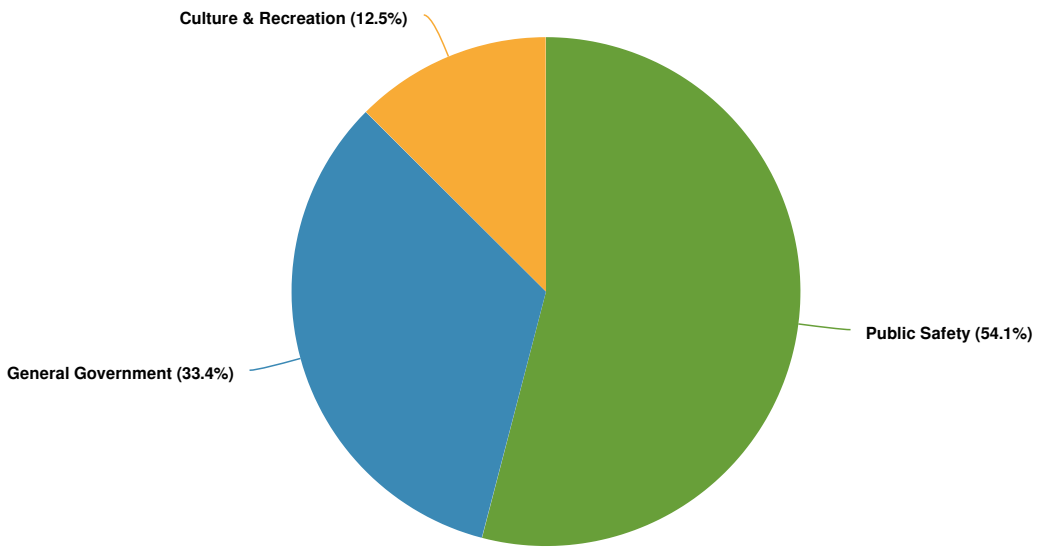

Budgeted and Historical Expenditures by Function

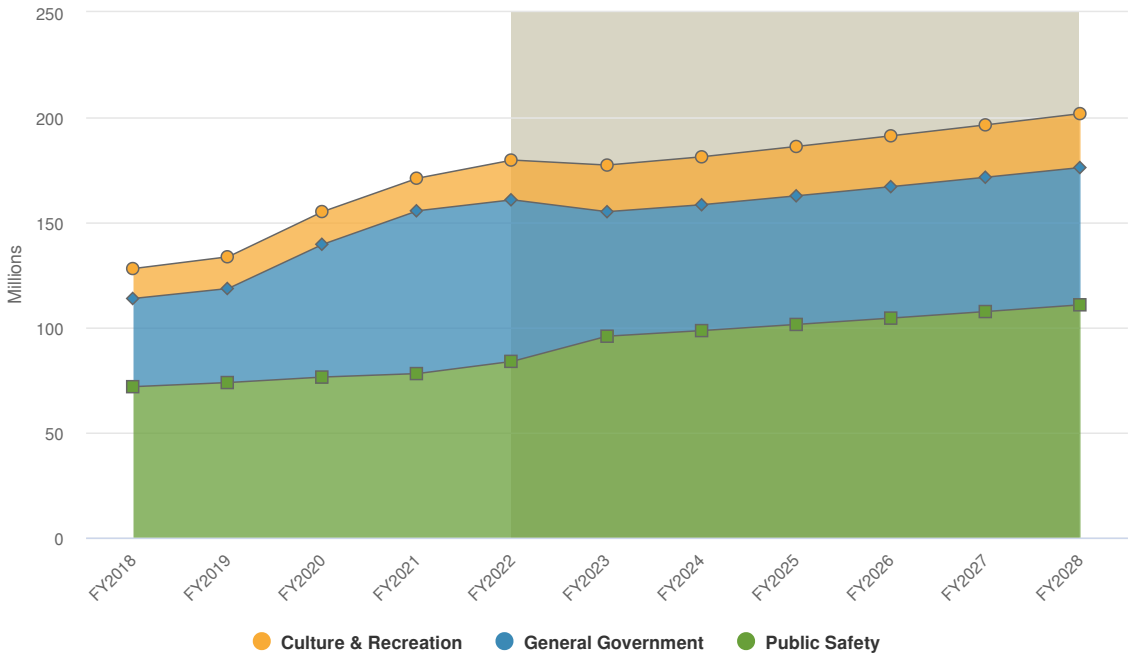

Grey background indicates budgeted figures.

Name	FY2022 Amended Budget	FY2022 Actual	FY2023 Budgeted	FY2022 Amended Budget vs. FY2023 Budgeted (% Change)
Expenditures				
General Government	$76,887,655.65	$61,907,190.71	$59,251,289.00	-22.9%
Public Safety	$83,848,256.07	$70,814,352.20	$95,824,101.00	14.3%
Culture & Recreation	$18,909,288.30	$15,660,620.97	$22,187,114.00	17.3%
Total Expenditures:	**$179,645,200.02**	**$148,382,163.88**	**$177,262,504.00**	**-1.3%**

Expenditures by Expense Type

Budgeted Expenditures by Expense Type

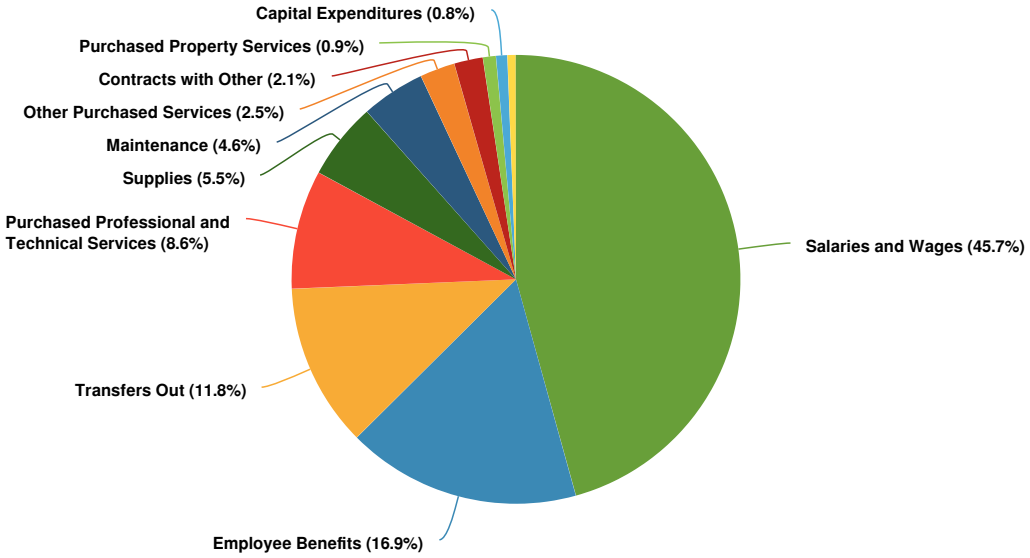

Budgeted and Historical Expenditures by Expense Type

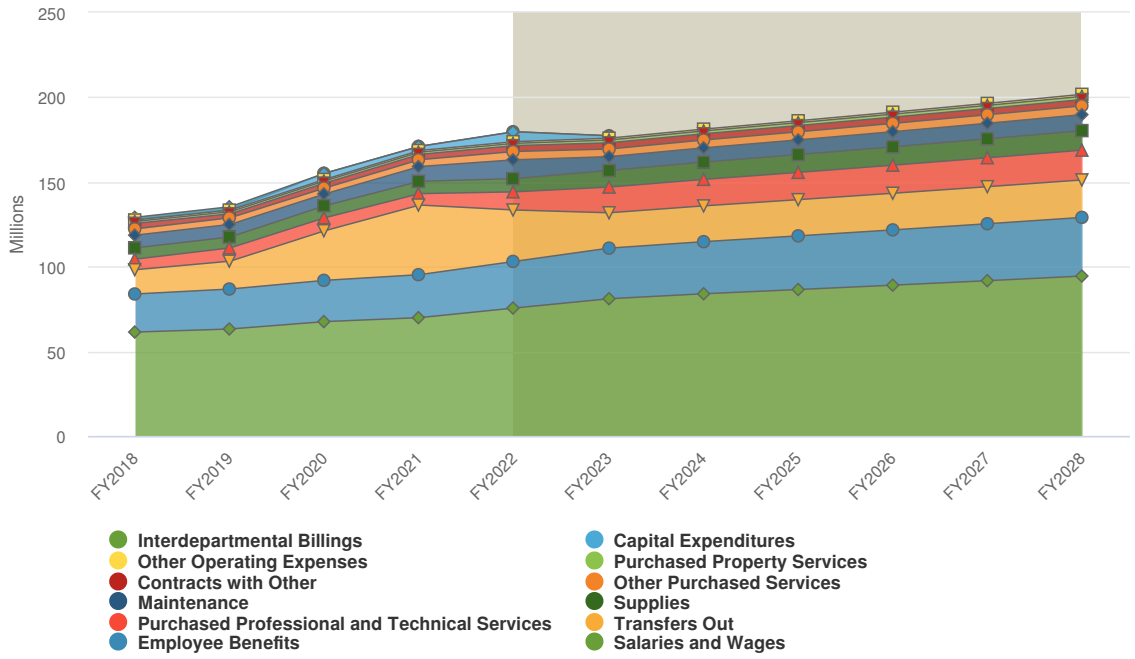

Grey background indicates budgeted figures.

Name	FY2022 Amended Budget	FY2022 Actual	FY2023 Budgeted	FY2022 Amended Budget vs. FY2023 Budgeted (% Change)
Expense Objects				
Salaries and Wages	$75,520,324.00	$64,622,911.46	$81,009,882.00	7.3%
Employee Benefits	$27,534,300.00	$22,859,633.85	$29,878,529.00	8.5%
Purchased Professional and Technical Services	$10,701,018.03	$7,363,092.06	$15,171,777.00	41.8%
Purchased Property Services	$1,352,119.00	$1,264,756.81	$1,652,498.00	22.2%
Maintenance	$11,099,503.22	$8,591,499.25	$8,154,326.00	-26.5%
Other Purchased Services	$4,909,574.29	$4,026,642.79	$4,498,648.00	-8.4%
Supplies	$7,832,308.11	$7,213,218.84	$9,813,053.00	25.3%
Other Operating Expenses	$971,335.97	$888,956.94	$1,087,129.00	11.9%
Contracts with Other	$3,467,847.55	$2,128,853.55	$3,675,676.00	6%
Interdepartmental Billings	$333.00	$275.71	$2,324.00	597.9%
Capital Expenditures	$5,890,100.85	$1,103,077.19	$1,432,213.00	-75.7%
Transfers Out	$30,366,436.00	$28,319,245.43	$20,886,449.00	-31.2%
Total Expense Objects:	**$179,645,200.02**	**$148,382,163.88**	**$177,262,504.00**	**-1.3%**

Fund Balance

The City of Waco General Fund has a minimum required unassigned fund balance of 28% of the annual revenues of the fund.

For Fiscal Year 2022, we are projecting the unassigned fund balance to increase by nearly $1.3 million from $64.1 million to $65.4 million. We are also projecting the assigned fund balance to increase to nearly $4.5 million to account for the planned drawdown of fund balance in Fiscal Year 2023 of $2,121,810.

For Fiscal Year 2023, that minimum required fund balance is $49.0 million. The City is projecting there to be $65.4 million in available unassigned fund balance at the end of the fiscal year, which is well above the minimum required amount.

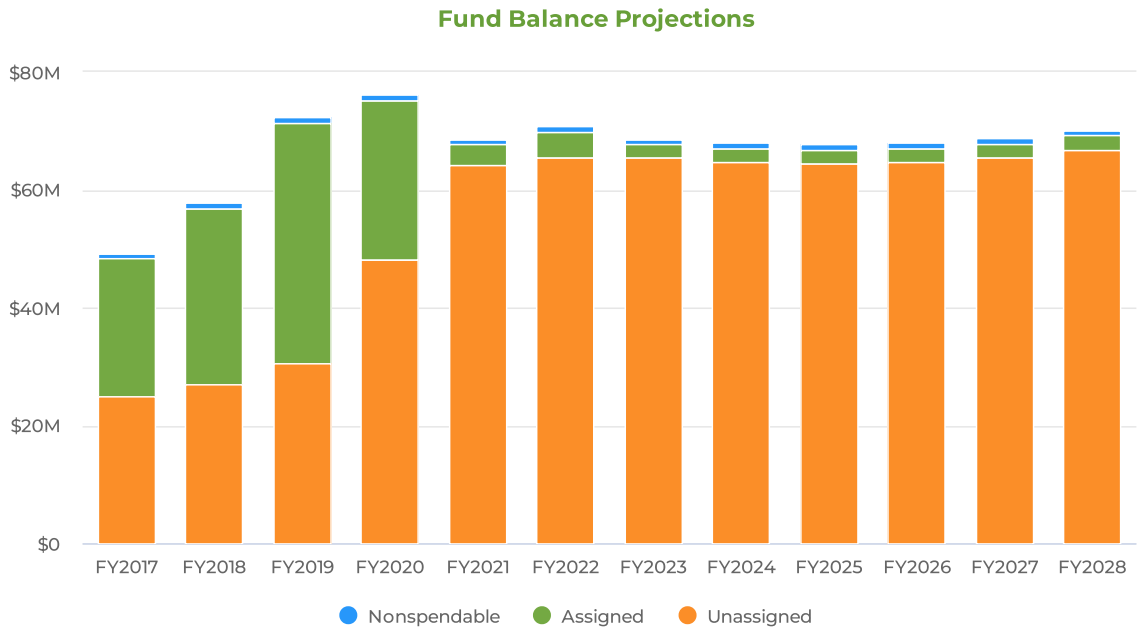

	FY2017	FY2018	FY2019	FY2020	% Change	$ Change
Fund Balance	**Actual**	**Actual**	**Actual**	**Actual**		
Unassigned	$25,058,680	$26,964,901	$30,539,334	$48,089,822	57.5%	$17,550,488
Assigned	$23,251,648	$29,954,562	$40,807,369	$27,006,004	-33.8%	$-13,801,365
Nonspendable	$861,278	$968,427	$969,871	$1,031,656	6.4%	$61,785
Total Fund Balance:	**$49,171,606**	**$57,887,890**	**$72,316,574**	**$76,127,482**	**5.3%**	**$3,810,908**

Other Governmental Funds

The City has four Other Governmental Funds, the Economic Development Incentive Fund, the Economic Development Fund, the Cable Public, Education and Governmental (PEG) 1% Fund, and the Building Demo & Lot Clearance Fund.

Summary

The City of Waco is projecting $3.84M of revenue in FY2023, which represents a 7.3% increase over the prior year. Budgeted expenditures are projected to decrease by 1.8% or $410.24K to $21.85M in FY2023.

For the other governmental funds, for the Economic Development Incentive Fund, the full fund balance of the fund is budgeted annually to meet commitments related to development agreements. At the conclusion of the year, the budget is reconciled to the actual expenditures and adjusted accordingly. This explains the large spikes in Fiscal Years 2022 and 2023.

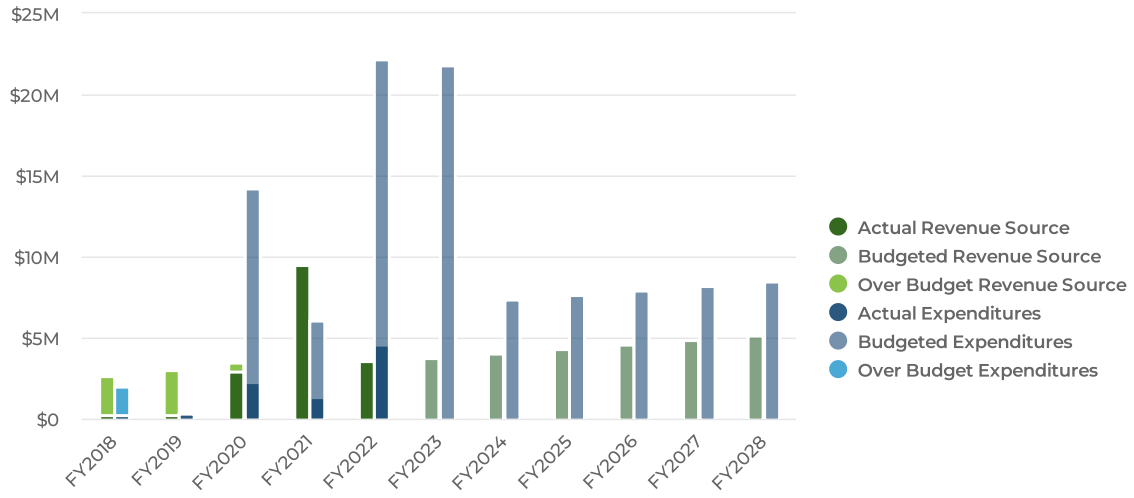

Revenue by Fund

2023 Revenue by Fund

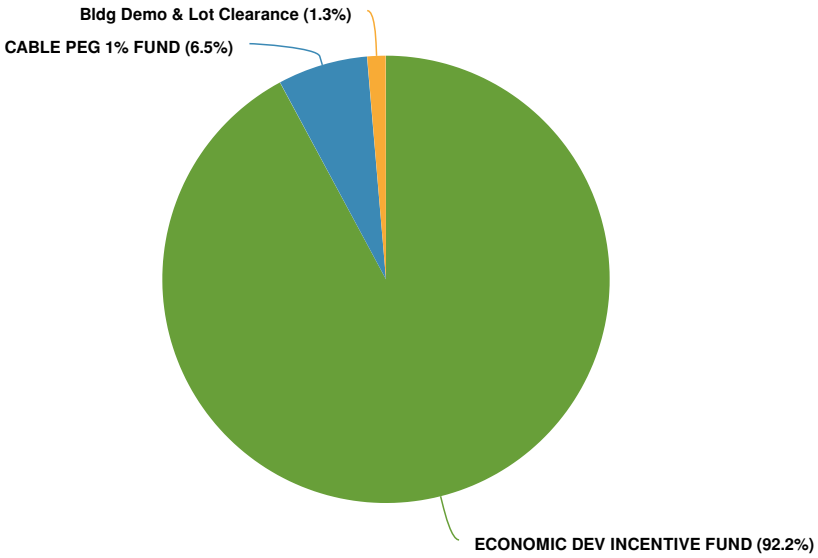

Budgeted and Historical 2023 Revenue by Fund

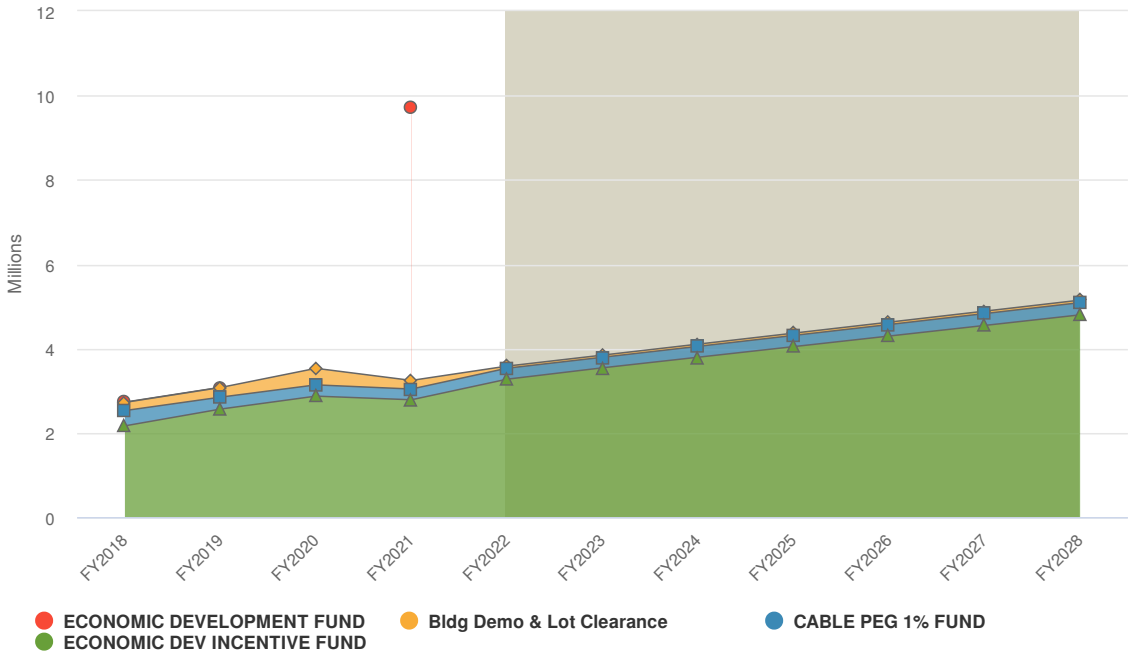

Grey background indicates budgeted figures.

Name	FY2022 Amended Budget	FY2022 Actual	FY2023 Budgeted	FY2022 Amended Budget vs. FY2023 Budgeted (% Change)
ECONOMIC DEV INCENTIVE FUND	$3,270,000.00	$3,315,163.97	$3,540,000.00	8.3%

Name	FY2022 Amended Budget	FY2022 Actual	FY2023 Budgeted	FY2022 Amended Budget vs. FY2023 Budgeted (% Change)
CABLE PEG 1% FUND	$260,000.00	$185,414.41	$250,000.00	-3.8%
Bldg Demo & Lot Clearance	$50,450.00	$100,406.25	$51,500.00	2.1%
Total:	**$3,580,450.00**	**$3,600,984.63**	**$3,841,500.00**	**7.3%**

Revenues by Source

Projected 2023 Revenues by Source

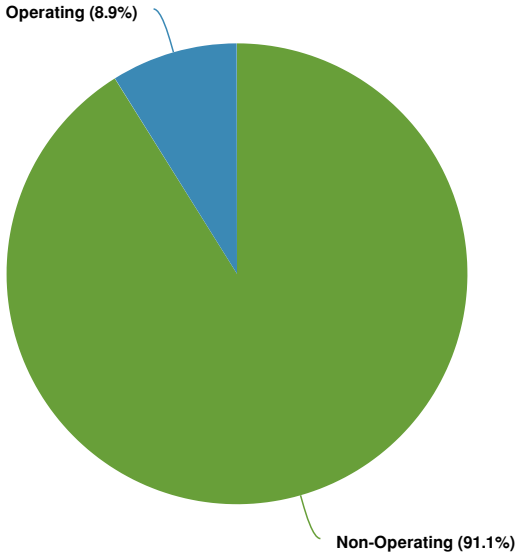

Budgeted and Historical 2023 Revenues by Source

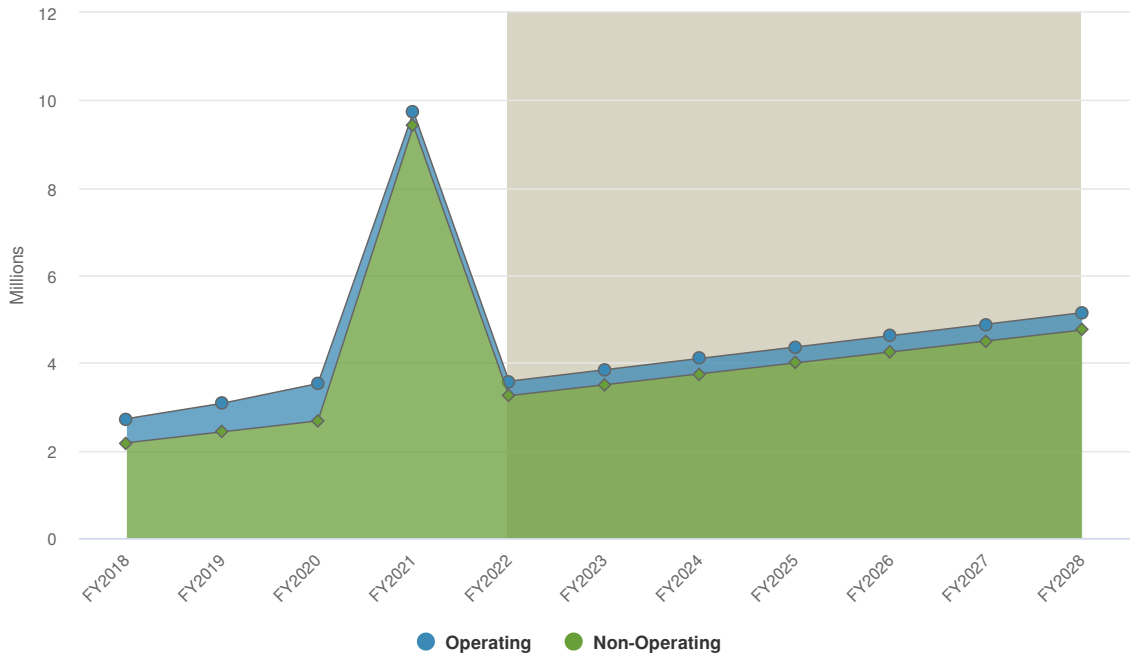

Grey background indicates budgeted figures.

Name	FY2022 Amended Budget	FY2022 Actual	FY2023 Budgeted	FY2022 Amended Budget vs. FY2023 Budgeted (% Change)
Revenue Source				
Operating	$330,450.00	$350,984.63	$341,500.00	3.3%
Non-Operating	$3,250,000.00	$3,250,000.00	$3,500,000.00	7.7%
Total Revenue Source:	**$3,580,450.00**	**$3,600,984.63**	**$3,841,500.00**	**7.3%**

Expenditures by Fund

2023 Expenditures by Fund

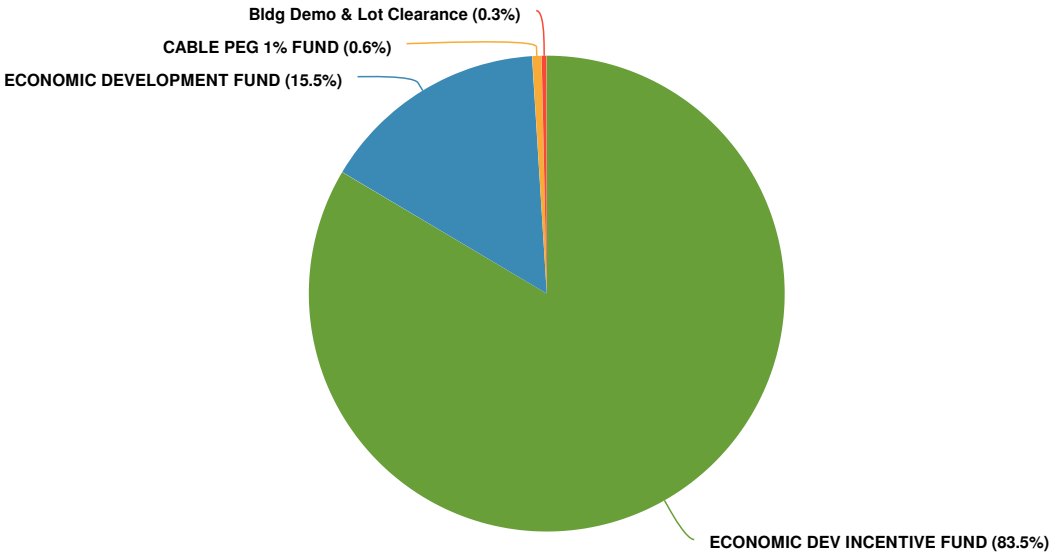

Budgeted and Historical 2023 Expenditures by Fund

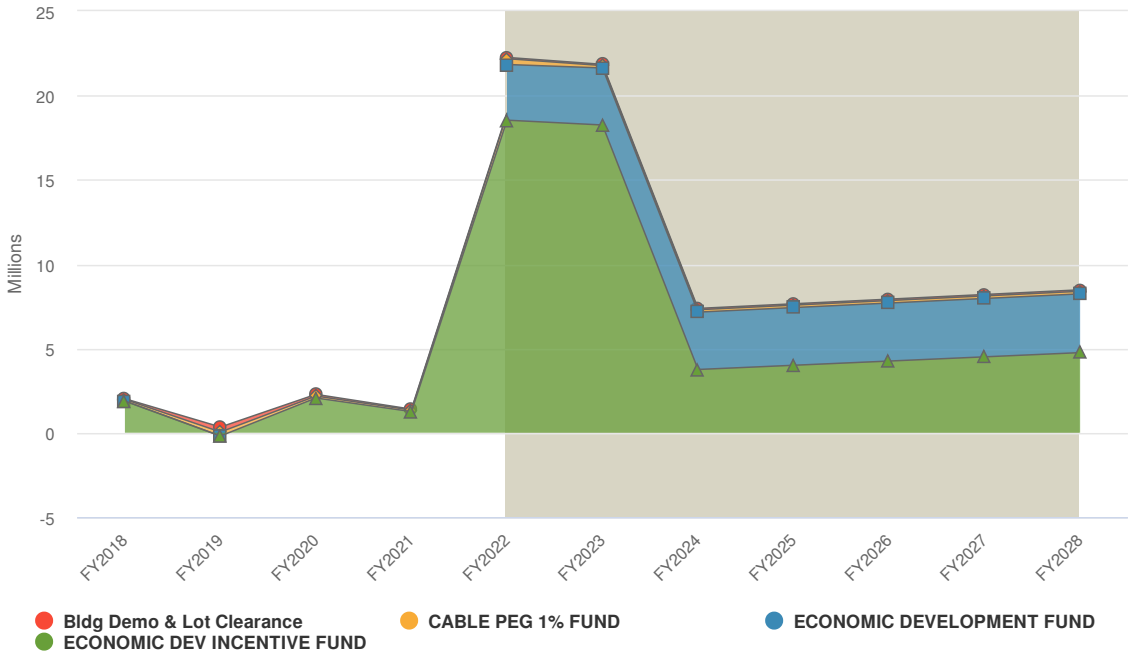

Grey background indicates budgeted figures.

Name	FY2022 Amended Budget	FY2022 Actual	FY2023 Budgeted	FY2022 Amended Budget vs. FY2023 Budgeted (% Change)
ECONOMIC DEV INCENTIVE FUND	$18,536,064.00	$4,542,301.81	$18,250,000.00	-1.5%

Name	FY2022 Amended Budget	FY2022 Actual	FY2023 Budgeted	FY2022 Amended Budget vs. FY2023 Budgeted (% Change)
ECONOMIC DEVELOPMENT FUND	$3,302,204.00	$0.00	$3,383,032.00	2.4%
CABLE PEG 1% FUND	$345,000.00	$39,348.80	$140,000.00	-59.4%
Bldg Demo & Lot Clearance	$75,000.00	$42,860.91	$75,000.00	0%
Total:	**$22,258,268.00**	**$4,624,511.52**	**$21,848,032.00**	**-1.8%**

Expenditures by Expense Type

Budgeted Expenditures by Expense Type

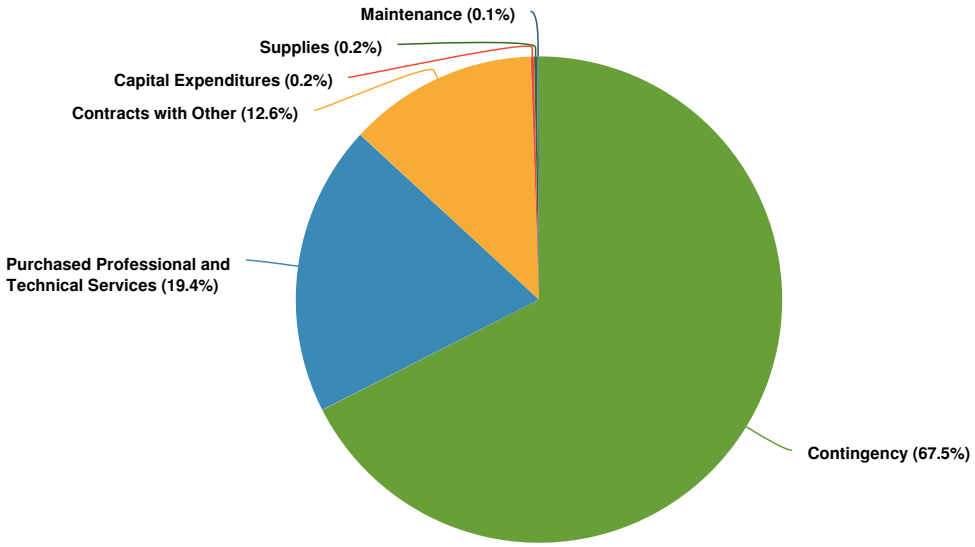

Budgeted and Historical Expenditures by Expense Type

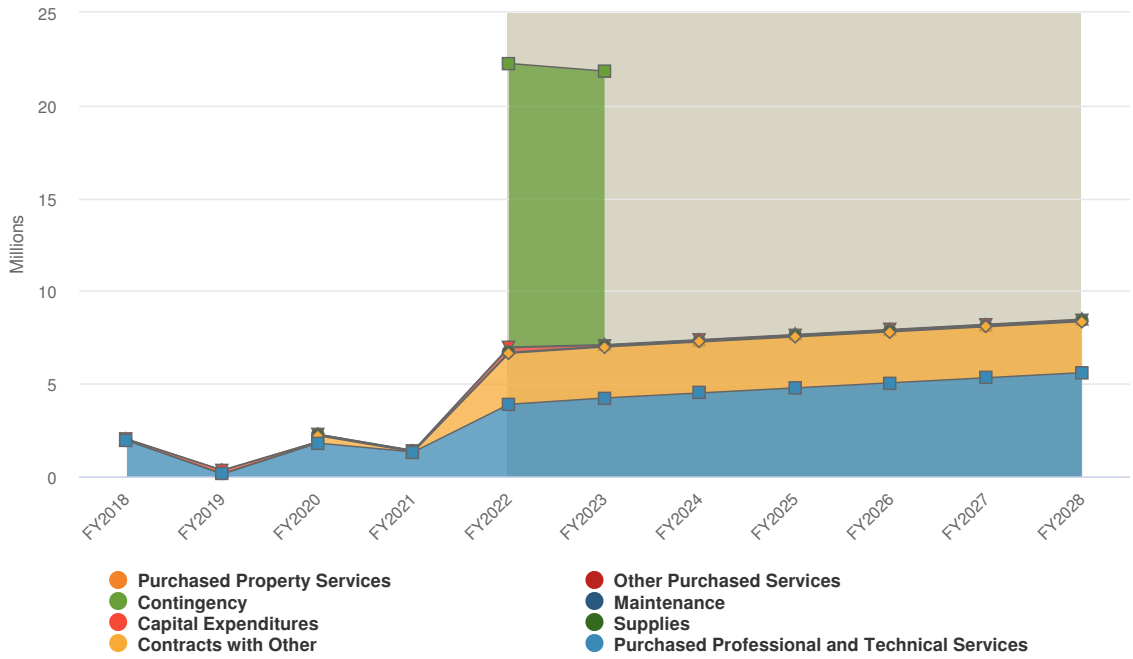

Grey background indicates budgeted figures.

Name	FY2022 Amended Budget	FY2022 Actual	FY2023 Budgeted	FY2022 Amended Budget vs. FY2023 Budgeted (% Change)
Expense Objects				
Purchased Professional and Technical Services	$3,887,204.00	$4,582,937.55	$4,228,032.00	8.8%
Maintenance	$35,000.00	$3,200.31	$25,000.00	-28.6%
Supplies	$50,000.00	$7,136.32	$45,000.00	-10%
Contracts with Other	$2,750,000.00	$5,000.00	$2,750,000.00	0%
Capital Expenditures	$250,000.00	$26,237.34	$50,000.00	-80%
Contingency	$15,286,064.00	$0.00	$14,750,000.00	-3.5%
Total Expense Objects:	**$22,258,268.00**	**$4,624,511.52**	**$21,848,032.00**	**-1.8%**

Economic Development Incentive Fund

The City has established an Economic Development Incentive Fund to account for the transfer of funds to the Waco-McLennan County Economic Development Corporation (WMCEDC). WMCEDC is a partnership between the City of Waco and McLennan County, which provides grants for qualified capital investment that creates new full-time jobs with specified wages and health benefits for local residents.

Summary

The City of Waco is projecting $3.54M of revenue in FY2023, which represents a 8.3% increase over the prior year. Budgeted expenditures are projected to decrease by 1.5% or $286.06K to $18.25M in FY2023.

The full fund balance of the fund is budgeted annually to meet commitments related to development agreements. At the conclusion of the year, the budget is reconciled to the actual expenditures and adjusted accordingly. This explains the large spikes in Fiscal Years 2022 and 2023.

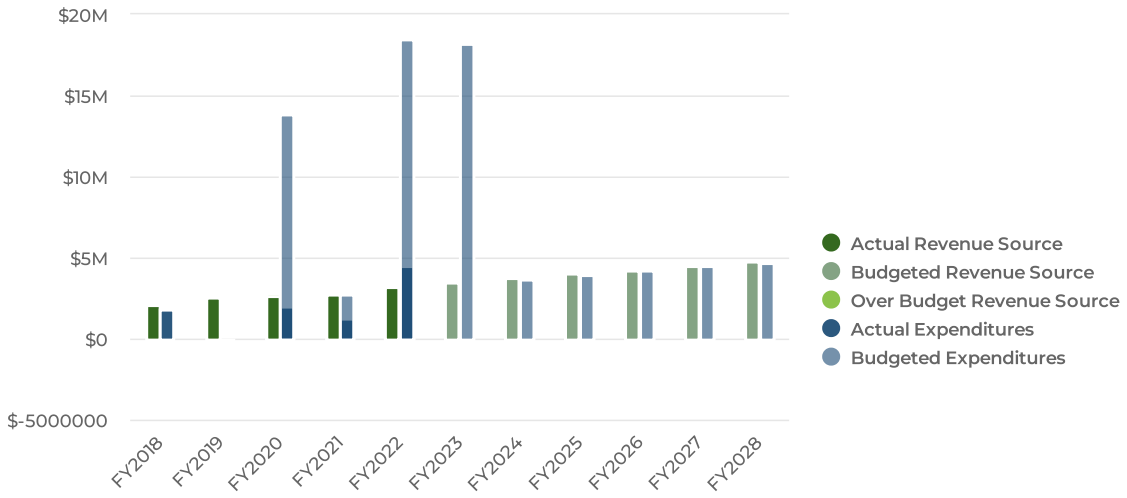

Revenues by Source

Projected 2023 Revenues by Source

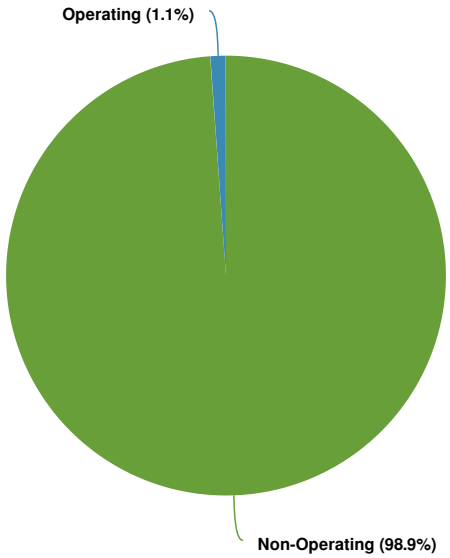

Budgeted and Historical 2023 Revenues by Source

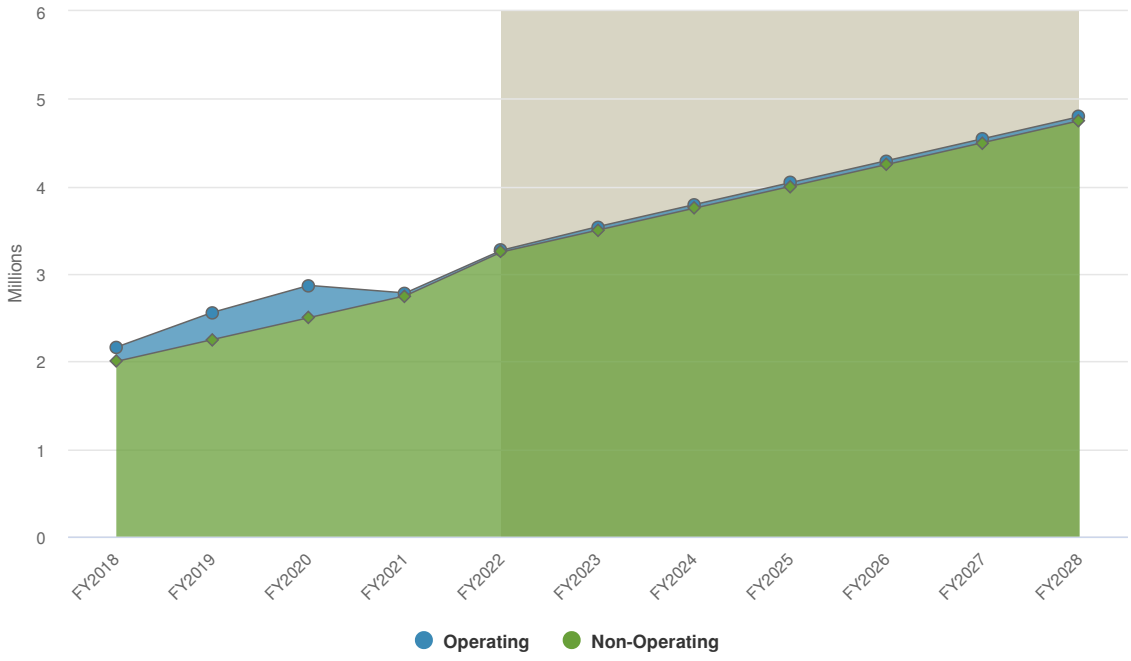

Grey background indicates budgeted figures.

Name	FY2022 Amended Budget	FY2022 Actual	FY2023 Budgeted	FY2022 Amended Budget vs. FY2023 Budgeted (% Change)
Revenue Source				

Name	FY2022 Amended Budget	FY2022 Actual	FY2023 Budgeted	FY2022 Amended Budget vs. FY2023 Budgeted (% Change)
Operating	$20,000.00	$65,163.97	$40,000.00	100%
Non-Operating	$3,250,000.00	$3,250,000.00	$3,500,000.00	7.7%
Total Revenue Source:	**$3,270,000.00**	**$3,315,163.97**	**$3,540,000.00**	**8.3%**

Expenditures by Expense Type

Budgeted Expenditures by Expense Type

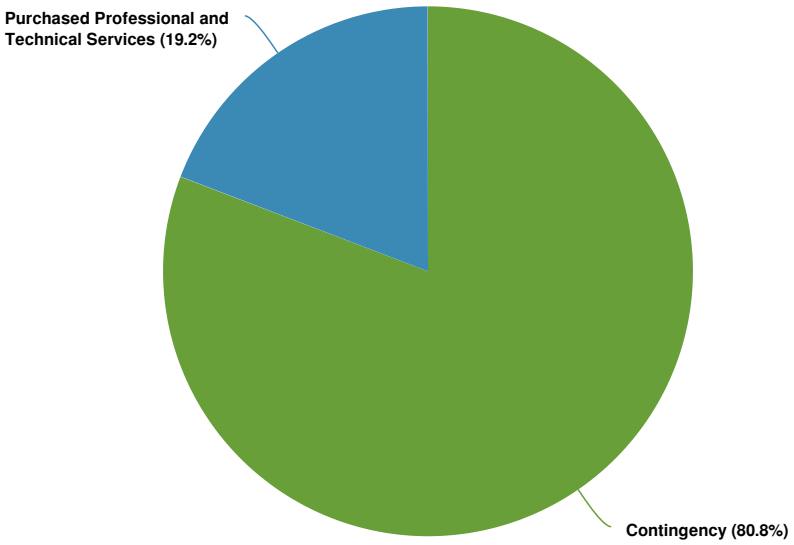

Budgeted and Historical Expenditures by Expense Type

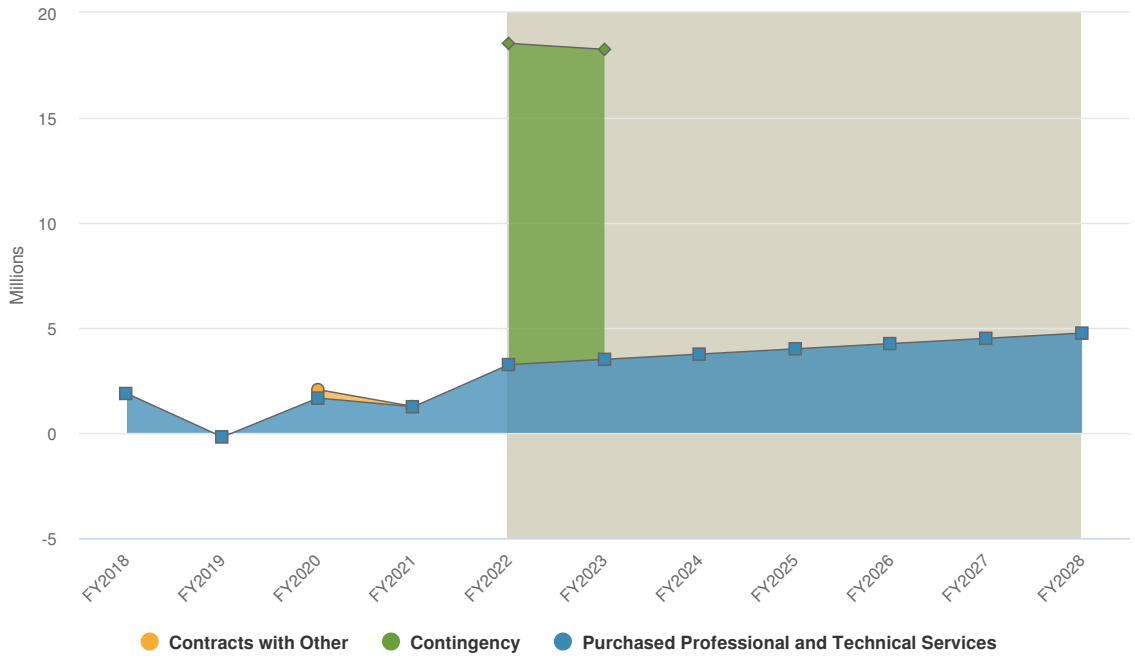

Grey background indicates budgeted figures.

Name	FY2022 Amended Budget	FY2022 Actual	FY2023 Budgeted	FY2022 Amended Budget vs. FY2023 Budgeted (% Change)
Expense Objects				
Purchased Professional and Technical Services	$3,250,000.00	$4,537,301.81	$3,500,000.00	7.7%
Contracts with Other	$0.00	$5,000.00	$0.00	0%
Contingency	$15,286,064.00	$0.00	$14,750,000.00	-3.5%
Total Expense Objects:	**$18,536,064.00**	**$4,542,301.81**	**$18,250,000.00**	**-1.5%**

Fund Balance

There is no required minimum fund balance for this fund.

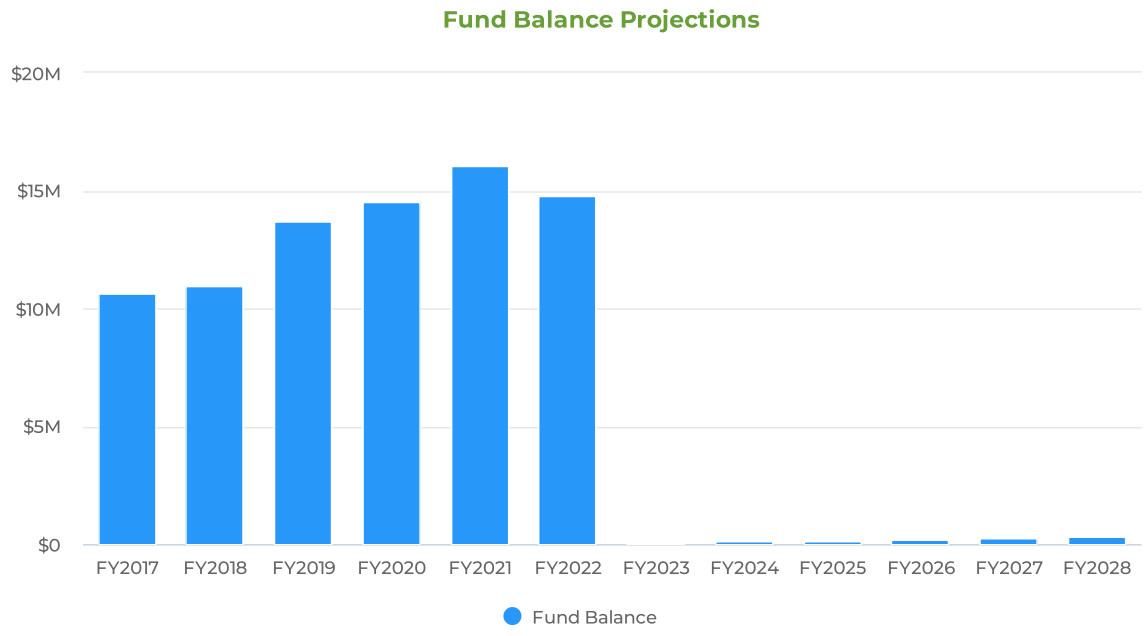

Economic Development Fund

The City has established the Economic Development Fund to account for transfers from the General Fund to facilitate economic development activities not included in the Economic Development Incentive Fund.

Summary

The City of Waco is projecting no revenue in FY2023, which represents a 0% increase over the prior year. Budgeted expenditures are projected to increase by 2% to $3.38M in FY2023.

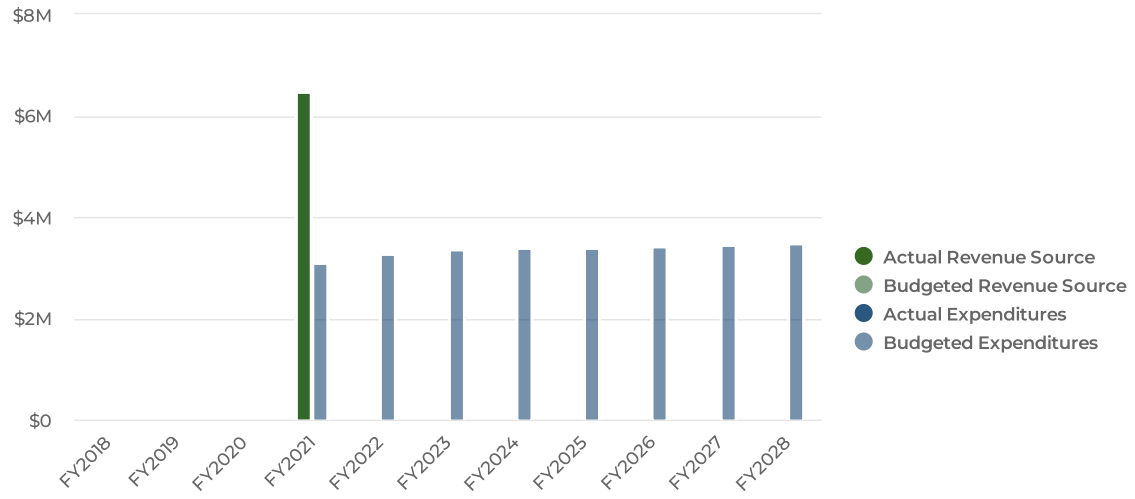

This fund was started in FY 2021 with a transfer from the General Fund of previously assigned fund balance for specific purposes including the RiverFront development and equitable economic development initiatives.

Expenditures by Expense Type

Budgeted Expenditures by Expense Type

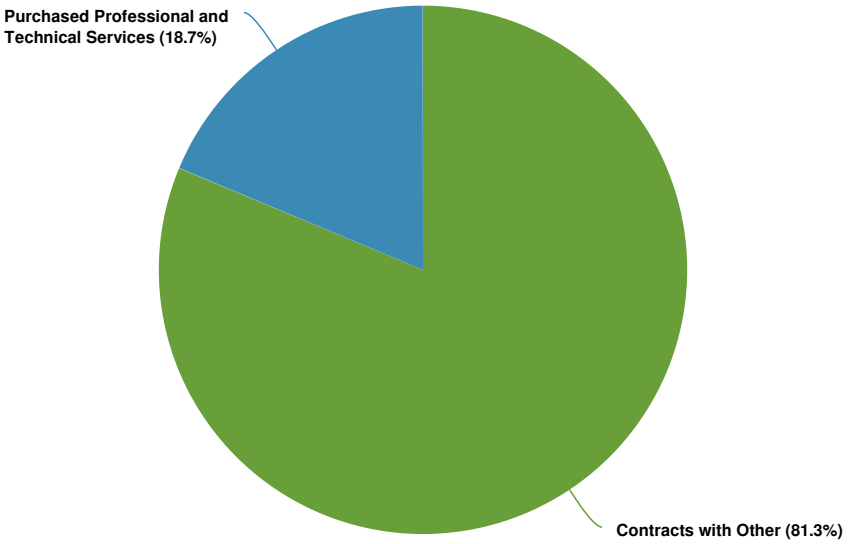

Budgeted and Historical Expenditures by Expense Type

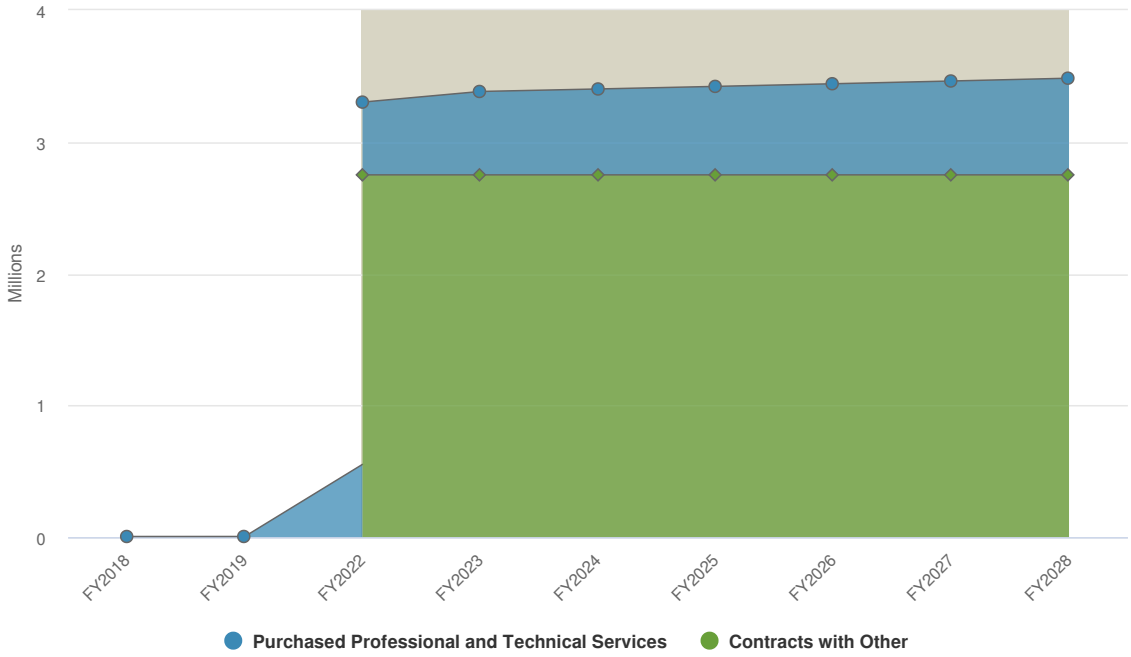

Grey background indicates budgeted figures.

Name	FY2022 Amended Budget	FY2022 Actual	FY2023 Budgeted	FY2022 Amended Budget vs. FY2023 Budgeted (% Change)
Expense Objects				
Purchased Professional and Technical Services	$552,204.00	$0.00	$633,032.00	14.6%
Contracts with Other	$2,750,000.00	$0.00	$2,750,000.00	0%
Total Expense Objects:	**$3,302,204.00**	**$0.00**	**$3,383,032.00**	**2.4%**

Fund Balance

There is no required minimum fund balance for this fund. Funds in this fund are intended for specific identified projects that have a fixed time duration.

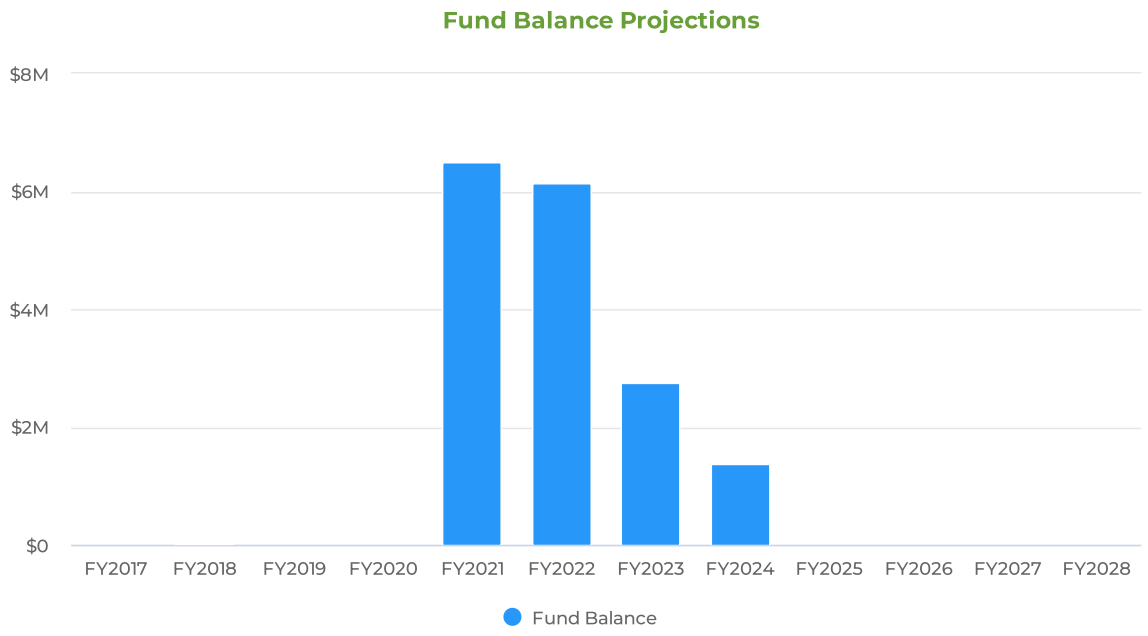

Cable PEG 1% Fund

The Cable, Public, Education and Governmental (PEG) fees are collected pursuant to the Texas Utility Code, section 66.006. The revenue collected for PEG is restricted for use for specific purposes pursuant to State and Federal law.

Summary

The City of Waco is projecting $250K of revenue in FY2023, which represents a 3.8% decrease over the prior year. Budgeted expenditures are projected to decrease by 59.4% or $205K to $140K in FY2023.

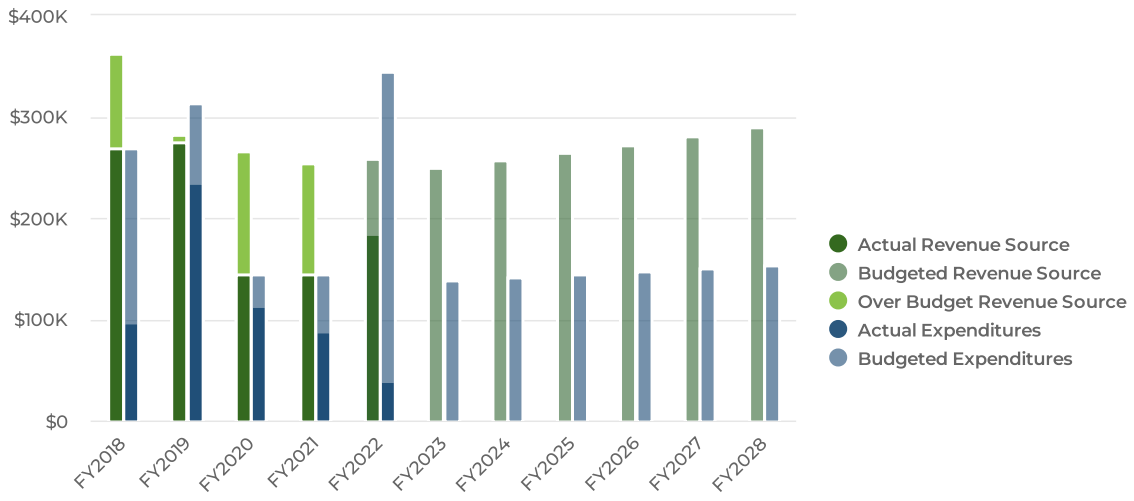

Revenues by Source

Projected 2023 Revenues by Source

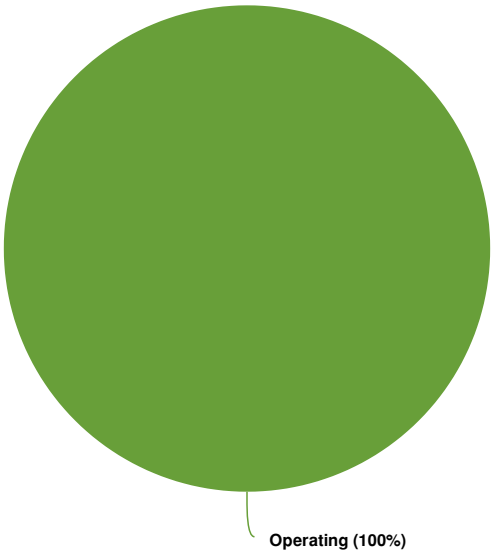

Budgeted and Historical 2023 Revenues by Source

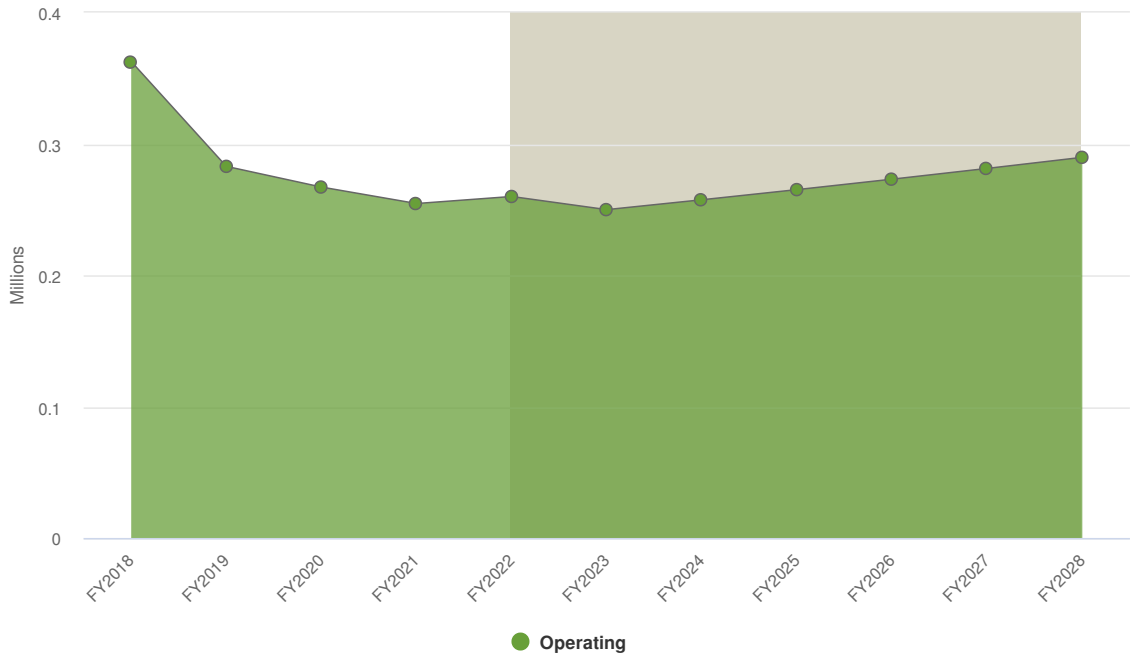

Grey background indicates budgeted figures.

Name	FY2022 Amended Budget	FY2022 Actual	FY2023 Budgeted	FY2022 Amended Budget vs. FY2023 Budgeted (% Change)
Revenue Source				
Operating	$260,000.00	$185,414.41	$250,000.00	-3.8%
Total Revenue Source:	**$260,000.00**	**$185,414.41**	**$250,000.00**	**-3.8%**

Expenditures by Expense Type

Budgeted Expenditures by Expense Type

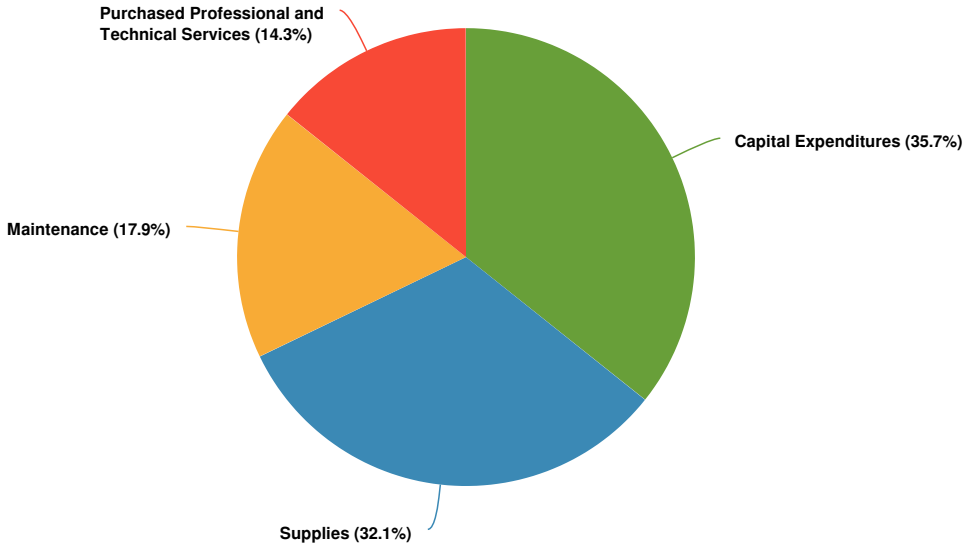

Budgeted and Historical Expenditures by Expense Type

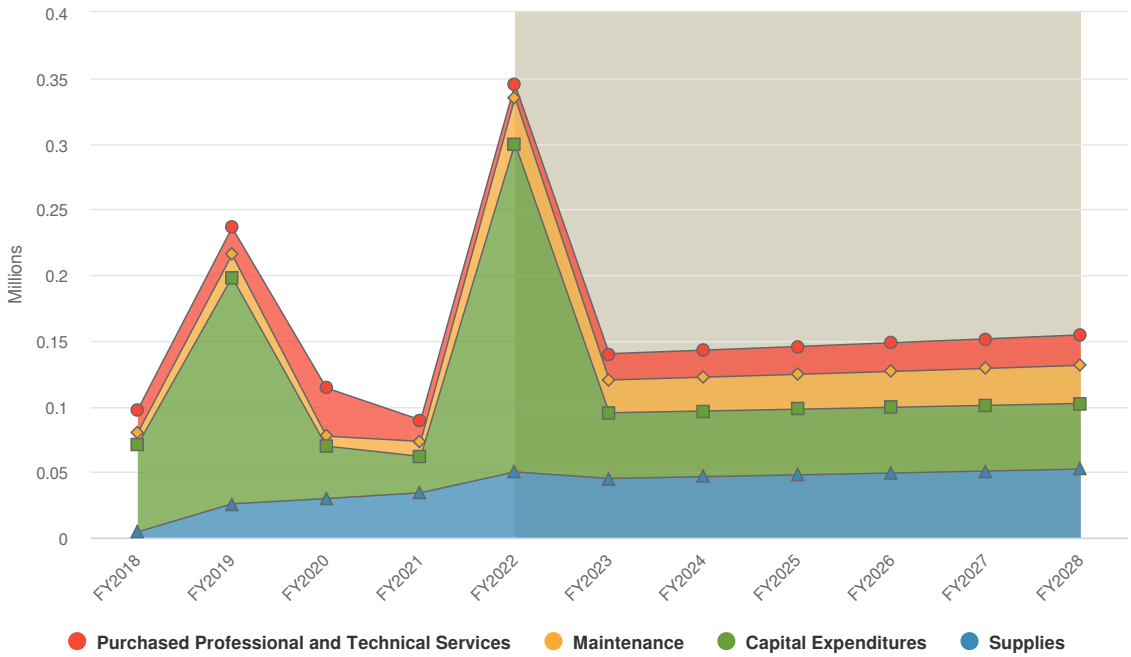

Grey background indicates budgeted figures.

Name	FY2022 Amended Budget	FY2022 Actual	FY2023 Budgeted	FY2022 Amended Budget vs. FY2023 Budgeted (% Change)
Expense Objects				
Purchased Professional and Technical Services	$10,000.00	$2,774.83	$20,000.00	100%
Maintenance	$35,000.00	$3,200.31	$25,000.00	-28.6%
Supplies	$50,000.00	$7,136.32	$45,000.00	-10%
Capital Expenditures	$250,000.00	$26,237.34	$50,000.00	-80%
Total Expense Objects:	**$345,000.00**	**$39,348.80**	**$140,000.00**	**-59.4%**

Fund Balance

There is no required minimum fund balance for this fund.

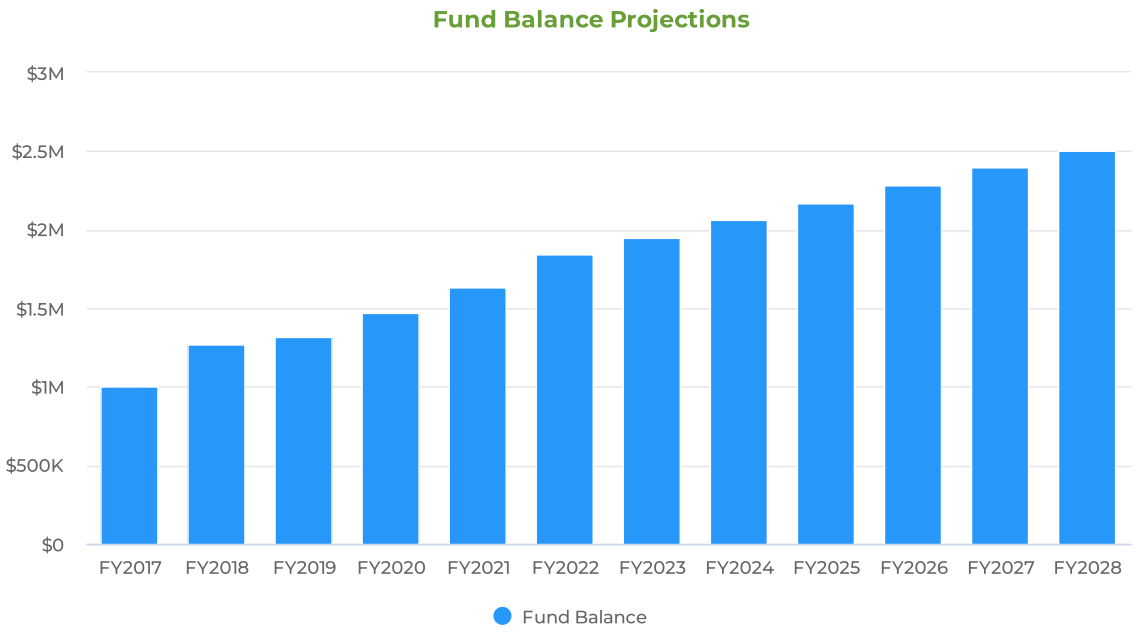

Building Demo & Lot Clearance Fund

The Building Demo & Lot Clearance Fund was established to account for the demolition of buildings and lot clearance within the City. Inspection services draw upon these funds throughout the year in order to manage code compliance needs.

Summary

The City of Waco is projecting $51.5K of revenue in FY2023, which represents a 2.1% increase over the prior year. Budgeted expenditures are projected to remain the same at $75K in FY2023.

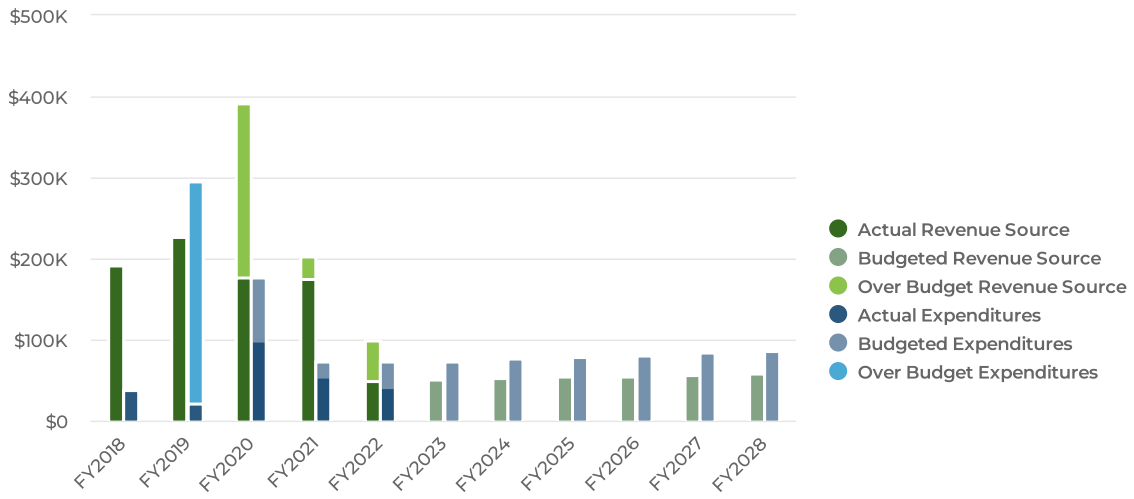

Revenues by Source

Projected 2023 Revenues by Source

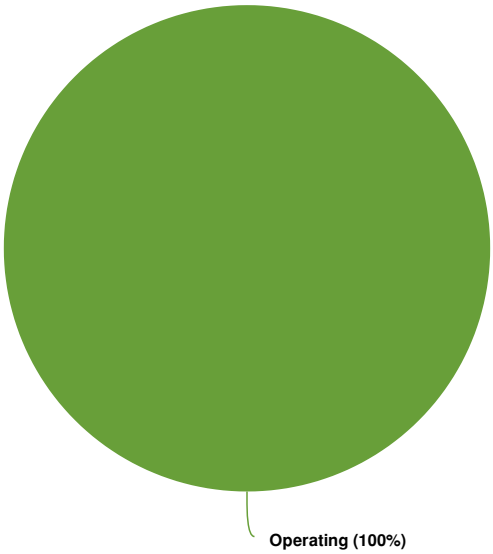

Budgeted and Historical 2023 Revenues by Source

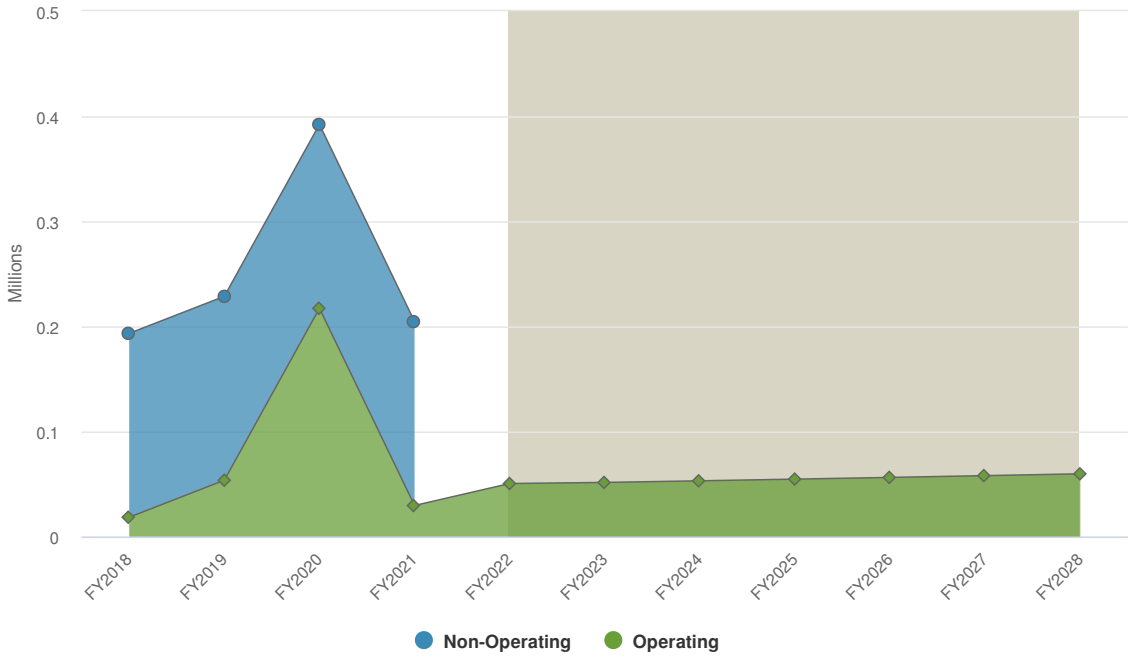

Grey background indicates budgeted figures.

Name	FY2022 Amended Budget	FY2022 Actual	FY2023 Budgeted	FY2022 Amended Budget vs. FY2023 Budgeted (% Change)
Revenue Source				

Name	FY2022 Amended Budget	FY2022 Actual	FY2023 Budgeted	FY2022 Amended Budget vs. FY2023 Budgeted (% Change)
Operating	$50,450.00	$100,406.25	$51,500.00	2.1%
Total Revenue Source:	**$50,450.00**	**$100,406.25**	**$51,500.00**	**2.1%**

Expenditures by Expense Type

Budgeted Expenditures by Expense Type

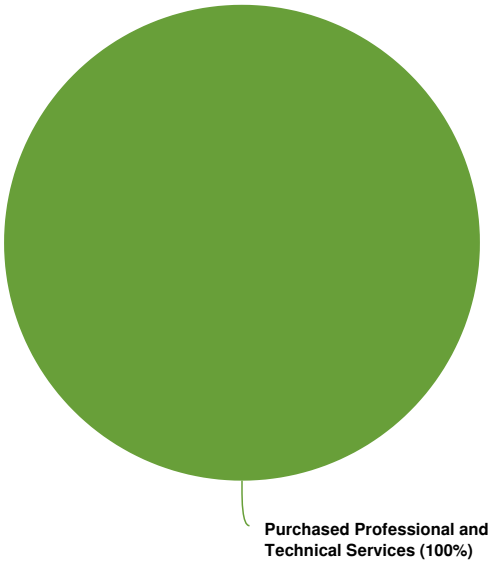

Budgeted and Historical Expenditures by Expense Type

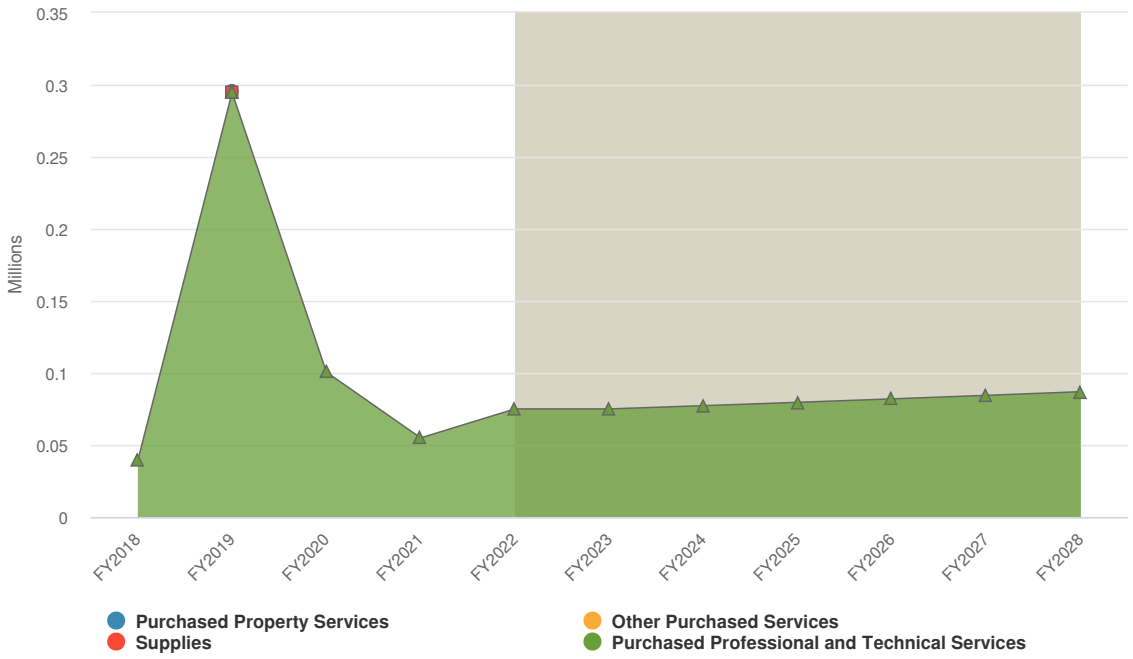

Grey background indicates budgeted figures.

Name	FY2022 Amended Budget	FY2022 Actual	FY2023 Budgeted	FY2022 Amended Budget vs. FY2023 Budgeted (% Change)
Expense Objects				
Purchased Professional and Technical Services	$75,000.00	$42,860.91	$75,000.00	0%
Total Expense Objects:	**$75,000.00**	**$42,860.91**	**$75,000.00**	**0%**

Fund Balance

There is no required minimum fund balance for this fund.

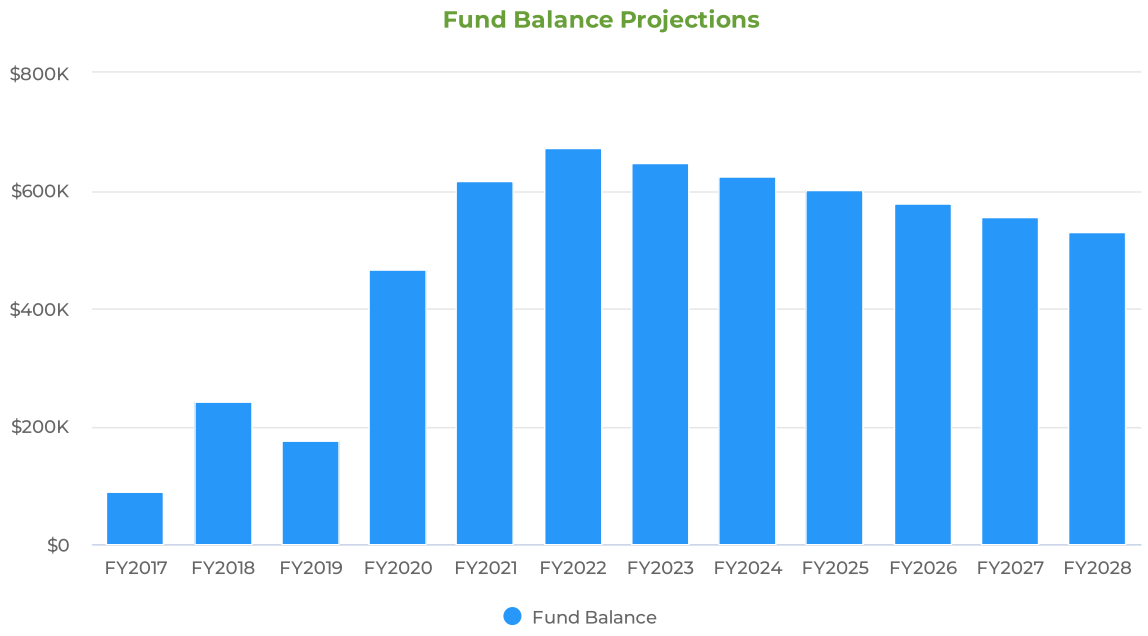

Special Revenue Funds

The Special Revenue Funds of the City include the Waco-McLennan County Public Health District Fund, the Court Funds, the Police Forfeiture Funds, the Abandoned Motor Vehicles Fund, the Street Maintenance Fund, and the Waco Public Improvement District #1 Fund.

Summary

The City of Waco is projecting $9.19M of revenue in FY2023, which represents a 32% increase over the prior year. Budgeted expenditures are projected to increase by 24.6% or $1.8M to $9.1M in FY2023.

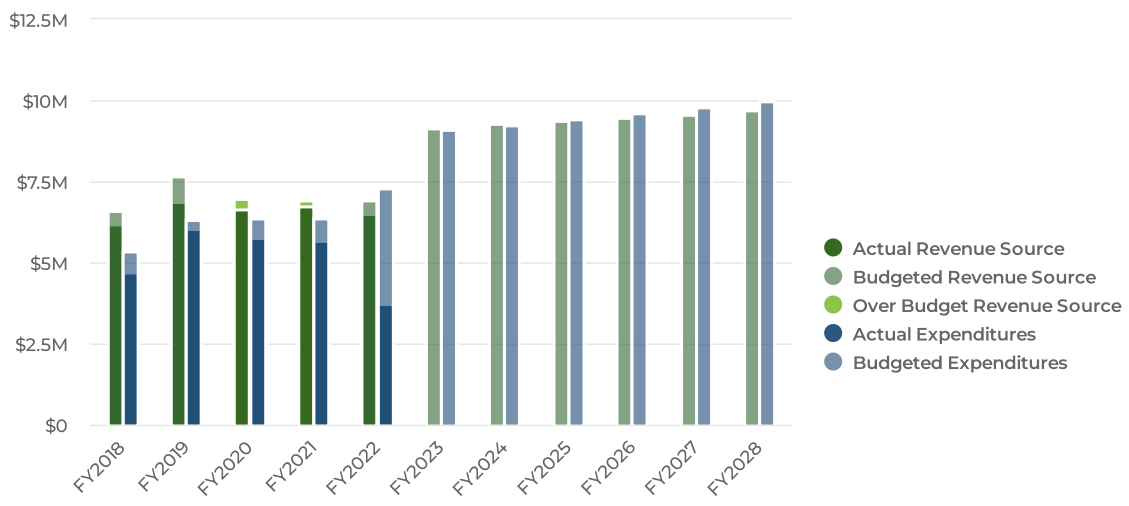

Revenue by Fund

2023 Revenue by Fund

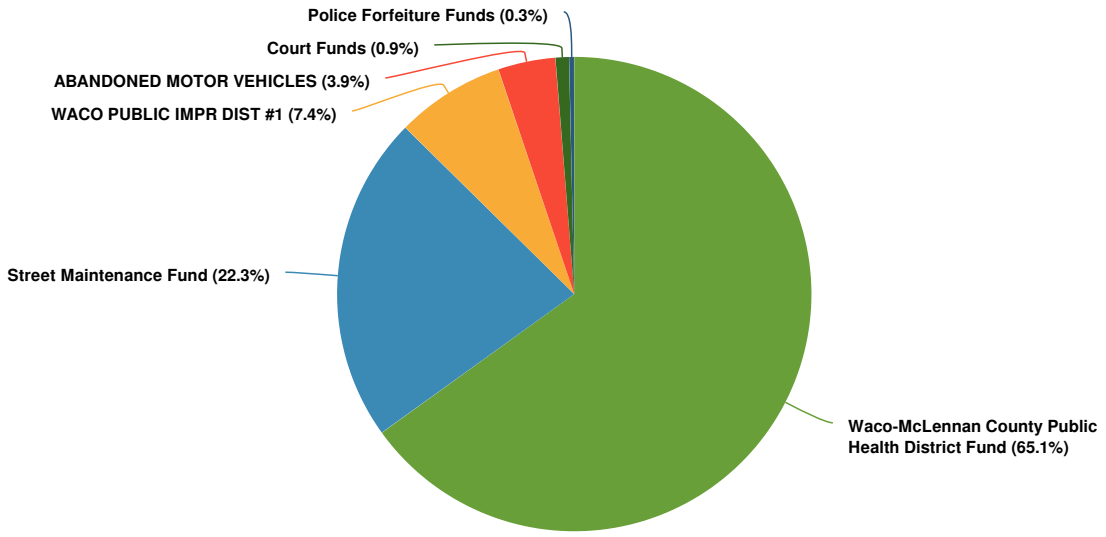

Budgeted and Historical 2023 Revenue by Fund

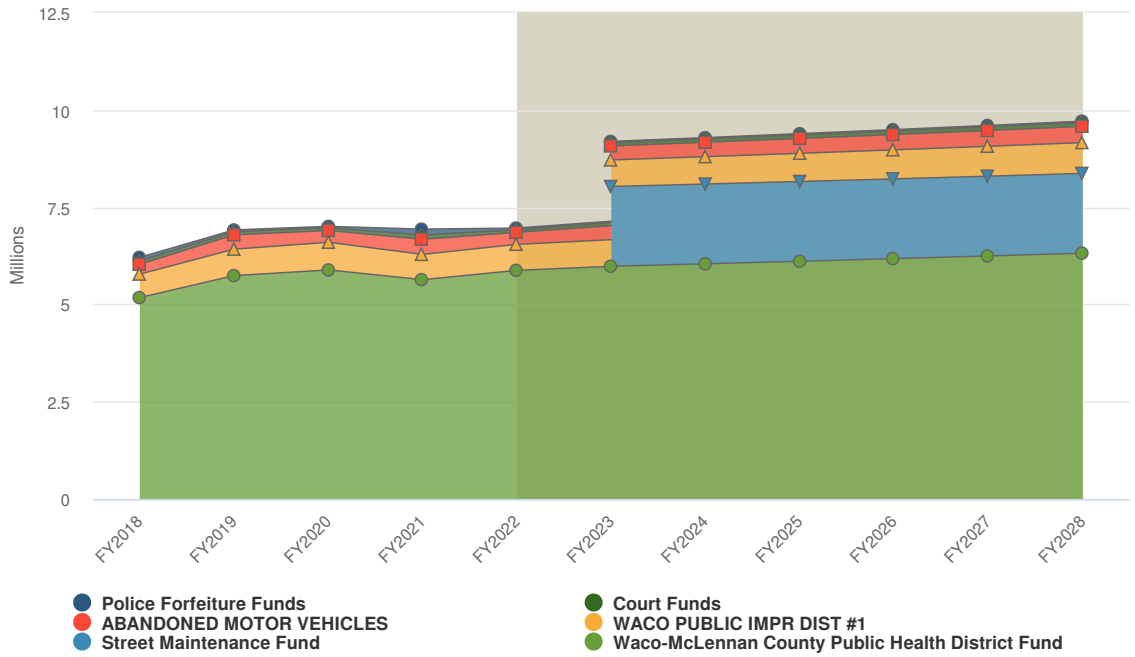

Grey background indicates budgeted figures.

Name	FY2022 Amended Budget	FY2022 Actual	FY2023 Budgeted	FY2022 Amended Budget vs. FY2023 Budgeted (% Change)
Court Funds				
COURT SECURITY	$30,000.00	$0.00	$32,000.00	6.7%
COURT TECHNOLOGY	$34,000.00	$0.00	$30,000.00	-11.8%
COURT JURY REIMBURSEMENT FUND	$0.00	$0.00	$450.00	N/A
COURT TRUANCY PREVENTION FUND	$0.00	$0.00	$22,000.00	N/A
Total Court Funds:	**$64,000.00**	**$0.00**	**$84,450.00**	**32%**
Police Forfeiture Funds				
STATE CH59 POLICE FORFEITURE	$46,360.00	$24,353.26	$31,000.00	-33.1%
FED JUSTICE POLICE FORFEI	$60.00	$201.45	$200.00	233.3%
FED TREASRY POLICE FORFEI	$20.00	$58.64	$50.00	150%
STATE CH18 POLICE FORFEIT	$20.00	$72.77	$60.00	200%
Total Police Forfeiture Funds:	**$46,460.00**	**$24,686.12**	**$31,310.00**	**-32.6%**
Waco-McLennan County Public Health District Fund	$5,875,288.03	$5,266,338.36	$5,980,043.00	1.8%
ABANDONED MOTOR VEHICLES	$308,565.00	$494,653.90	$360,000.00	16.7%
Street Maintenance Fund		$0.00	$2,050,000.00	N/A
WACO PUBLIC IMPR DIST #1	$668,704.00	$742,098.96	$683,000.00	2.1%
Total:	**$6,963,017.03**	**$6,527,777.34**	**$9,188,803.00**	**32%**

Revenues by Source

Projected 2023 Revenues by Source

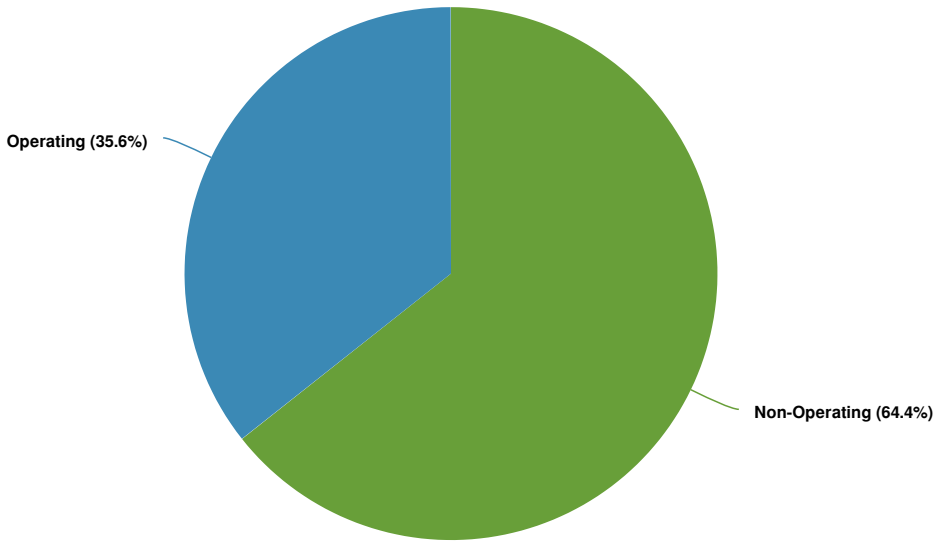

Budgeted and Historical 2023 Revenues by Source

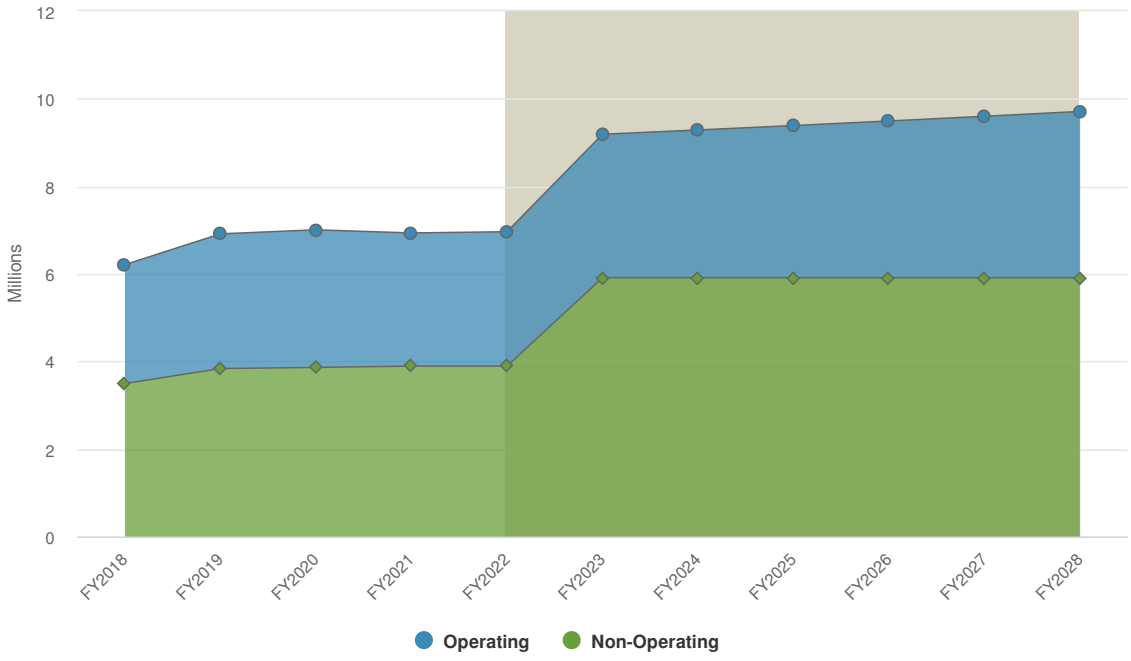

Grey background indicates budgeted figures.

Name	FY2022 Amended Budget	FY2022 Actual	FY2023 Budgeted	FY2022 Amended Budget vs. FY2023 Budgeted (% Change)
Revenue Source				

Name	FY2022 Amended Budget	FY2022 Actual	FY2023 Budgeted	FY2022 Amended Budget vs. FY2023 Budgeted (% Change)
Operating	$3,070,074.03	$3,283,658.14	$3,275,655.00	6.7%
Non-Operating	$3,892,943.00	$3,244,119.20	$5,913,148.00	51.9%
Total Revenue Source:	**$6,963,017.03**	**$6,527,777.34**	**$9,188,803.00**	**32%**

Expenditures by Fund

2023 Expenditures by Fund

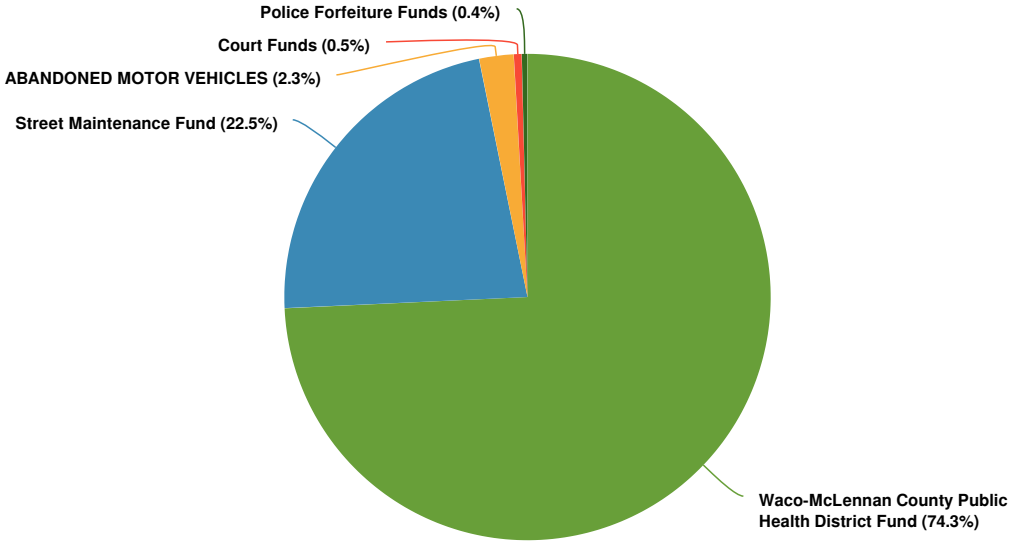

Budgeted and Historical 2023 Expenditures by Fund

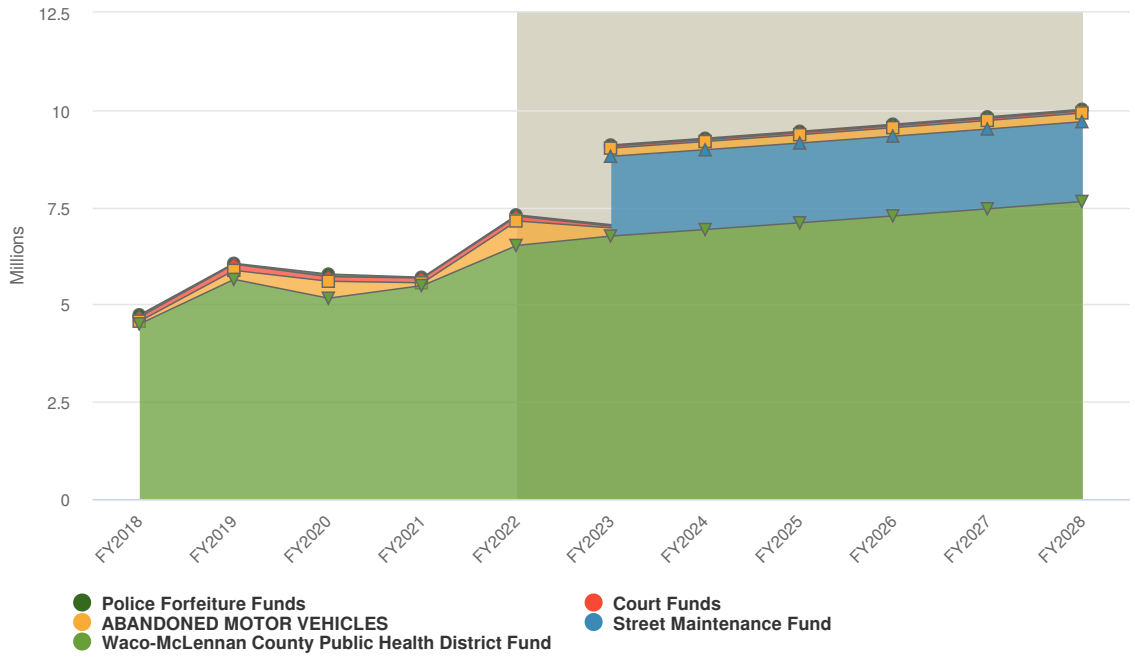

Grey background indicates budgeted figures.

Name	FY2022 Amended Budget	FY2022 Actual	FY2023 Budgeted	FY2022 Amended Budget vs. FY2023 Budgeted (% Change)
Court Funds				
COURT SECURITY	$72,960.00	$68,777.37	$13,400.00	-81.6%
COURT TECHNOLOGY	$50,231.00	$21,356.42	$34,100.00	-32.1%
Total Court Funds:	**$123,191.00**	**$90,133.79**	**$47,500.00**	**-61.4%**
Police Forfeiture Funds				
STATE CH59 POLICE FORFEITURE	$34,000.00	$10,048.80	$34,000.00	0%
Total Police Forfeiture Funds:	**$34,000.00**	**$10,048.80**	**$34,000.00**	**0%**
Waco-McLennan County Public Health District Fund	$6,515,817.50	$3,540,645.12	$6,757,470.00	3.7%
ABANDONED MOTOR VEHICLES	$628,250.00	$88,422.59	$209,000.00	-66.7%
Street Maintenance Fund		$0.00	$2,050,000.00	N/A
Total:	**$7,301,258.50**	**$3,729,250.30**	**$9,097,970.00**	**24.6%**

Expenditures by Expense Type

Budgeted Expenditures by Expense Type

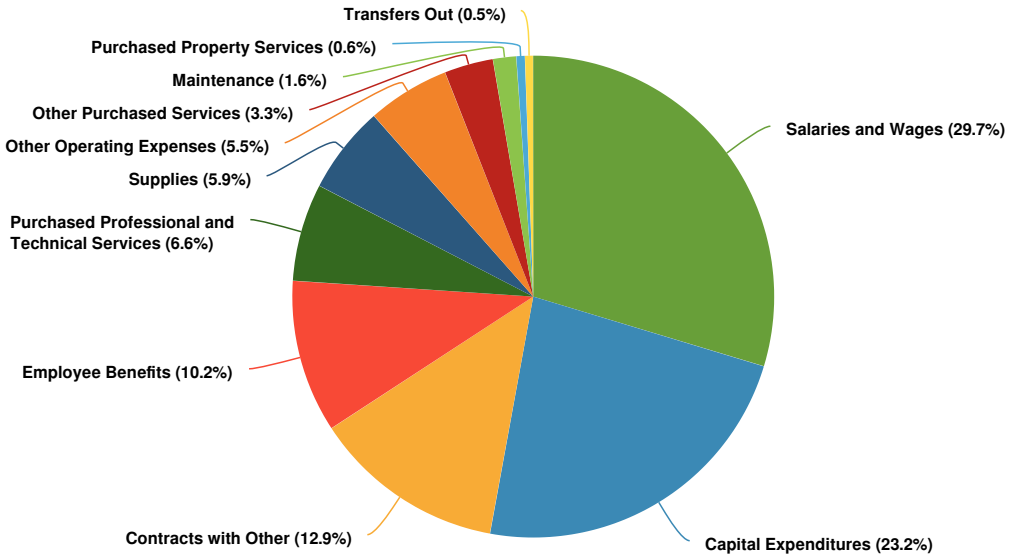

Budgeted and Historical Expenditures by Expense Type

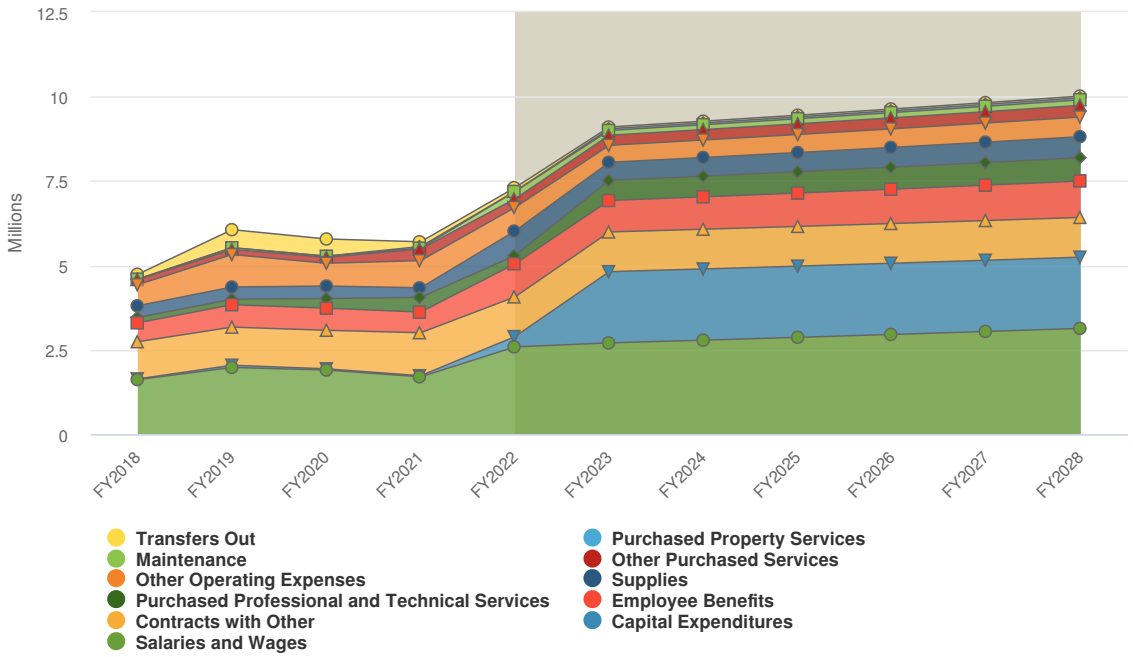

Grey background indicates budgeted figures.

Name	FY2022 Amended Budget	FY2022 Actual	FY2023 Budgeted	FY2022 Amended Budget vs. FY2023 Budgeted (% Change)
Expense Objects				
Salaries and Wages	$2,582,198.00	$1,723,320.41	$2,700,731.00	4.6%
Employee Benefits	$980,741.00	$582,076.44	$932,537.00	-4.9%
Purchased Professional and Technical Services	$241,607.50	$137,140.36	$596,177.00	146.8%
Purchased Property Services	$3,145.00	$2,448.60	$51,915.00	1,550.7%
Maintenance	$220,744.00	$100,029.86	$142,165.00	-35.6%
Other Purchased Services	$252,763.00	$134,128.52	$297,943.00	17.9%
Supplies	$730,021.00	$327,286.83	$535,819.00	-26.6%
Other Operating Expenses	$698,767.00	$590,407.83	$503,947.00	-27.9%
Contracts with Other	$1,176,736.00	$0.00	$1,176,736.00	0%
Capital Expenditures	$304,536.00	$30,744.75	$2,110,000.00	592.9%
Transfers Out	$110,000.00	$101,666.70	$50,000.00	-54.5%
Total Expense Objects:	**$7,301,258.50**	**$3,729,250.30**	**$9,097,970.00**	**24.6%**

Waco-McLennan County Public Health District Fund

The Waco-McLennan County Public Health District Fund provides various services to residents of McLennan County with the overarching goal of promoting and protecting the public's health through prevention, education, and engaging community partners in advancing health equity.

Summary

The City of Waco is projecting $5.98M of revenue in FY2023, which represents a 1.8% increase over the prior year. Budgeted expenditures are projected to increase by 3.7% or $241.65K to $6.76M in FY2023.

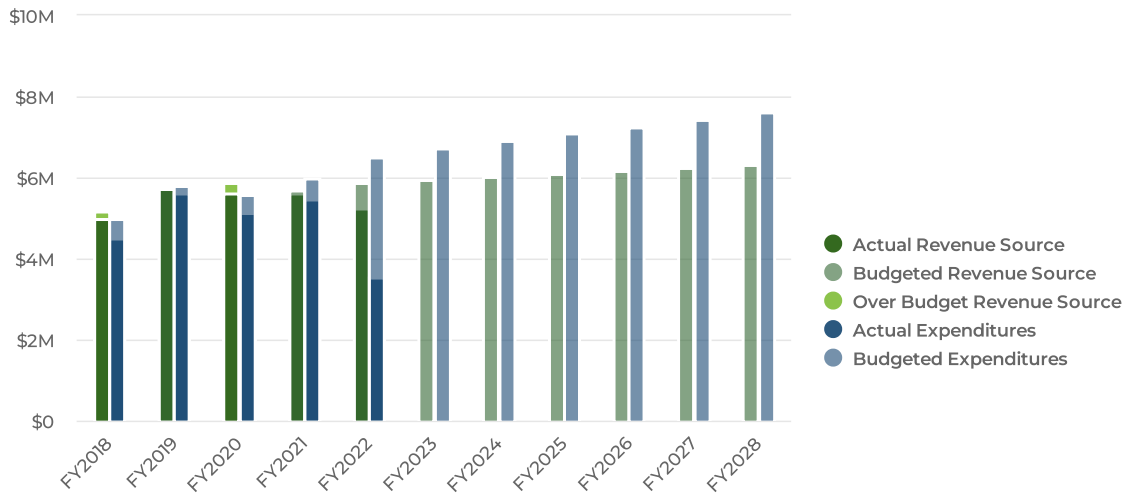

Revenues by Source

Projected 2023 Revenues by Source

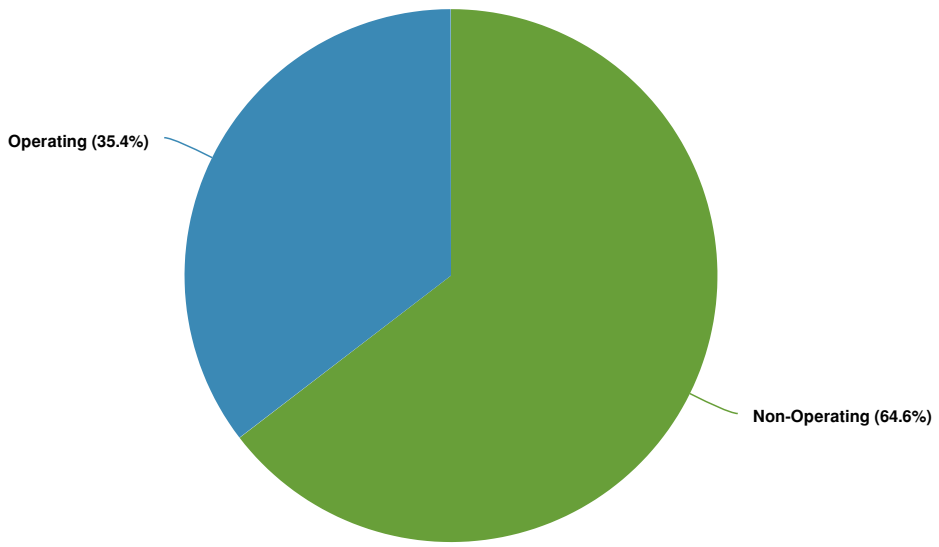

Budgeted and Historical 2023 Revenues by Source

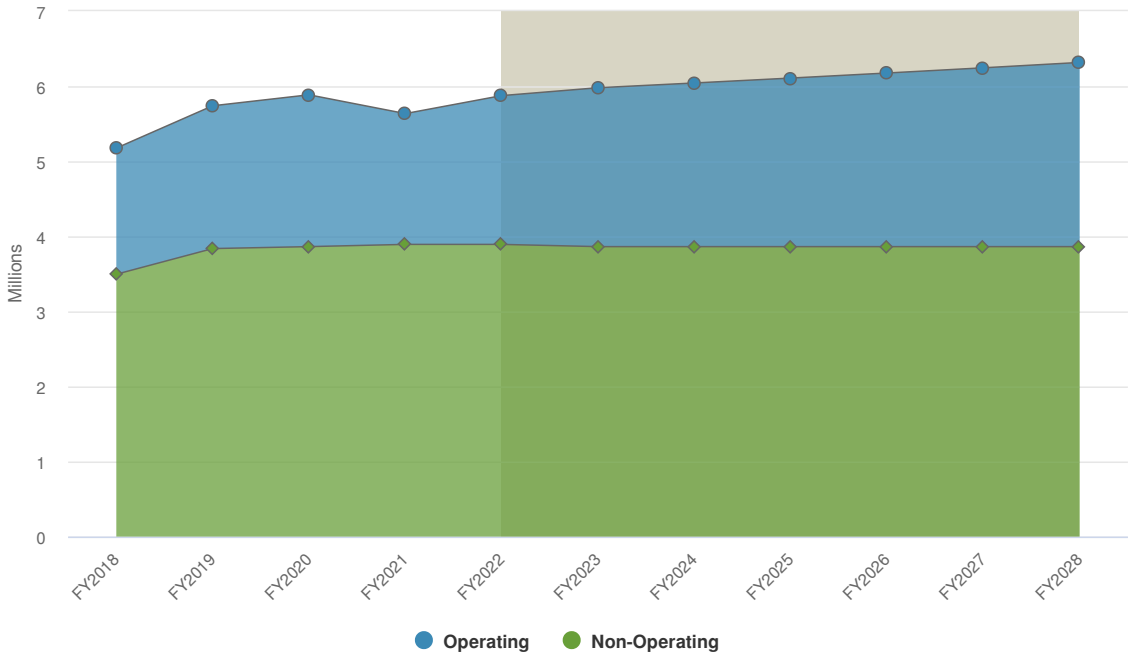

Grey background indicates budgeted figures.

Name	FY2022 Amended Budget	FY2022 Actual	FY2023 Budgeted	FY2022 Amended Budget vs. FY2023 Budgeted (% Change)
Revenue Source				

Name	FY2022 Amended Budget	FY2022 Actual	FY2023 Budgeted	FY2022 Amended Budget vs. FY2023 Budgeted (% Change)
Operating	$1,982,345.03	$2,022,219.16	$2,116,895.00	6.8%
Non-Operating	$3,892,943.00	$3,244,119.20	$3,863,148.00	-0.8%
Total Revenue Source:	**$5,875,288.03**	**$5,266,338.36**	**$5,980,043.00**	**1.8%**

Expenditures by Expense Type

Budgeted Expenditures by Expense Type

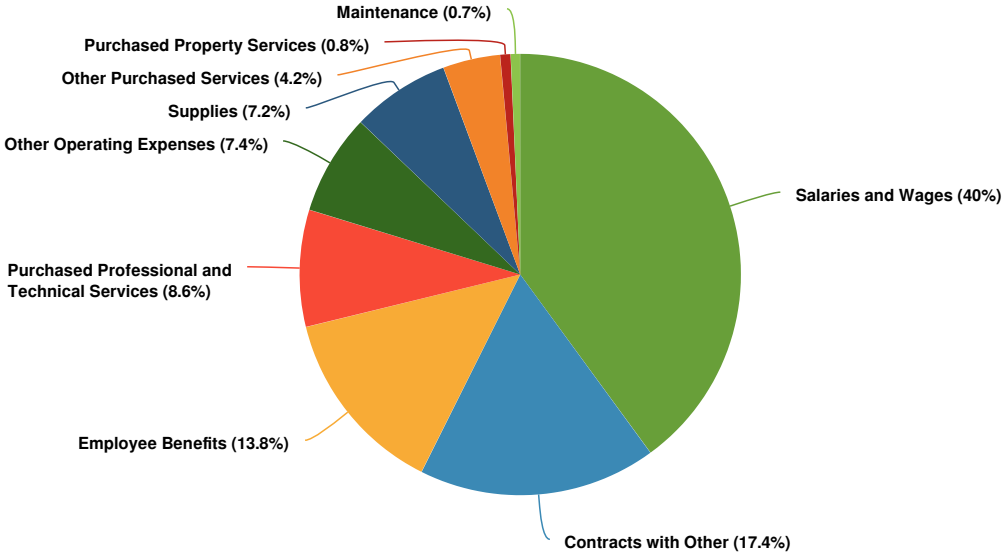

Budgeted and Historical Expenditures by Expense Type

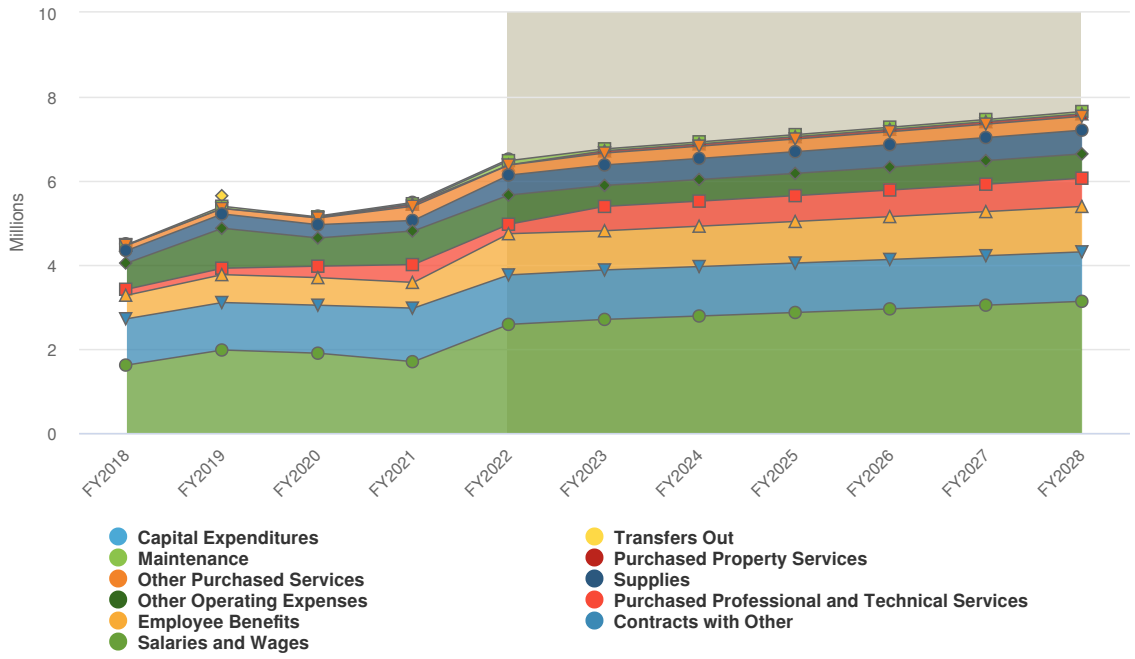

Grey background indicates budgeted figures.

Name	FY2022 Amended Budget	FY2022 Actual	FY2023 Budgeted	FY2022 Amended Budget vs. FY2023 Budgeted (% Change)
Expense Objects				
Salaries and Wages	$2,582,198.00	$1,723,320.41	$2,700,731.00	4.6%
Employee Benefits	$980,741.00	$582,076.44	$932,537.00	-4.9%
Purchased Professional and Technical Services	$224,847.50	$125,512.53	$579,177.00	157.6%
Purchased Property Services	$3,145.00	$2,448.60	$51,915.00	1,550.7%
Maintenance	$101,027.00	$87,948.03	$46,565.00	-53.9%
Other Purchased Services	$239,863.00	$128,556.26	$283,843.00	18.3%
Supplies	$475,193.00	$310,423.82	$486,819.00	2.4%
Other Operating Expenses	$693,967.00	$580,359.03	$499,147.00	-28.1%
Contracts with Other	$1,176,736.00	$0.00	$1,176,736.00	0%
Capital Expenditures	$38,100.00	$0.00	$0.00	-100%
Total Expense Objects:	**$6,515,817.50**	**$3,540,645.12**	**$6,757,470.00**	**3.7%**

Fund Balance

This fund has no required minimum fund balance.

For fiscal year 2022, the fund balance in this fund is projected to increase by $473,000 to $3.9 million.

In fiscal year 2023, the fund balance in this fund is projected to decline by nearly $800,000 to $3.1 million.

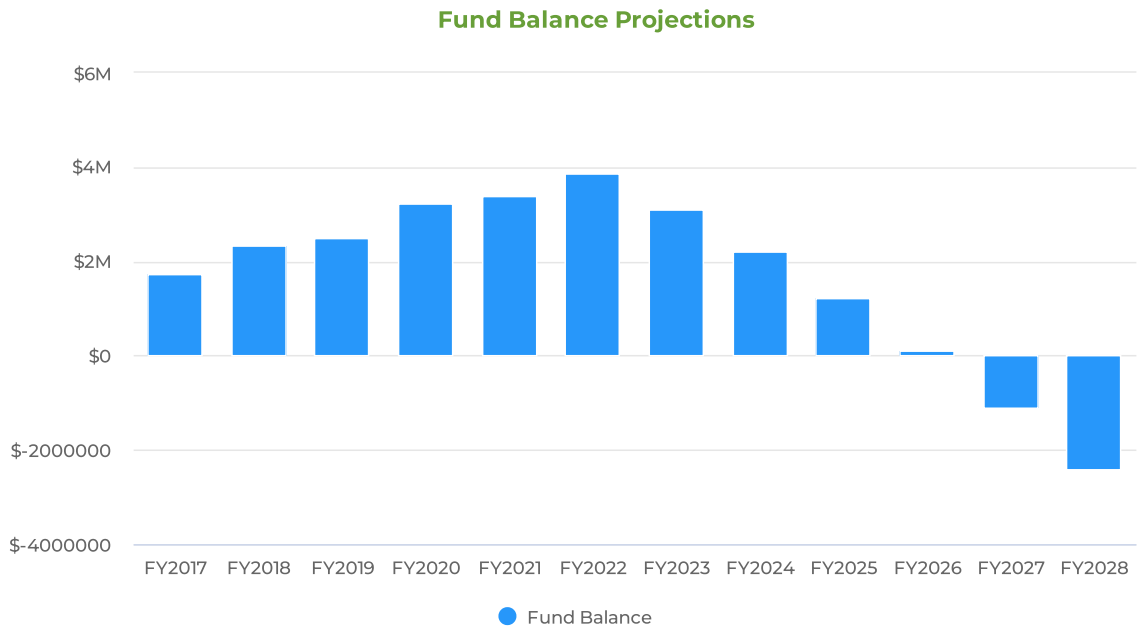

Court Funds

The Court Funds include Court Security, Court Technology, Court Jury Reimbursement, and Court Truancy funds.

The Court Security Fund collects a $4.90 fee from each defendant found guilty of a misdemeanor. The money collected may be used only to fund court security and security personnel, or other security measures.

The Court Technology Fund collects a $4 fee from each defendant found guilty of a misdemeanor under Article 102.0172 of the Texas Code of Criminal Procedure. Revenues generated from the fee can only be used to fund court technology such as computer equipment.

The Court Jury Reimbursement Fund collects a $0.10 fee from each defendant found guilty of a misdemeanor. The funds collected may be used to fund jury reimbursements or jury service.

The Court Truancy Fund collects a $5 fee from each defendant found guilty of a misdemeanor. The funds collected may be used to fund a Juvenile Case Manager.

Summary

The City of Waco is projecting $84.45K of revenue in FY2023, which represents a 32% increase over the prior year. Budgeted expenditures are projected to decrease by 61.4% or $75.69K to $47.5K in FY2023.

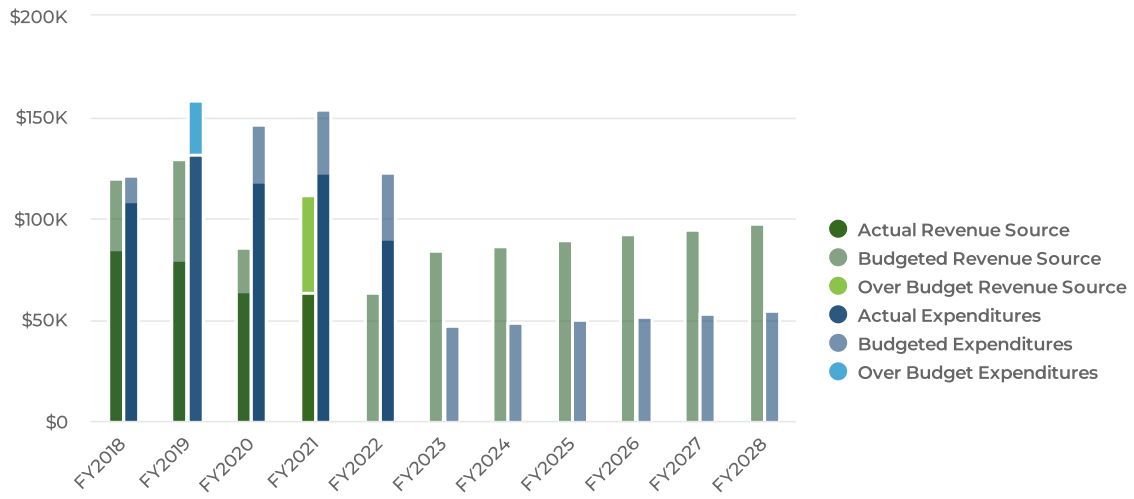

Revenue by Fund

2023 Revenue by Fund

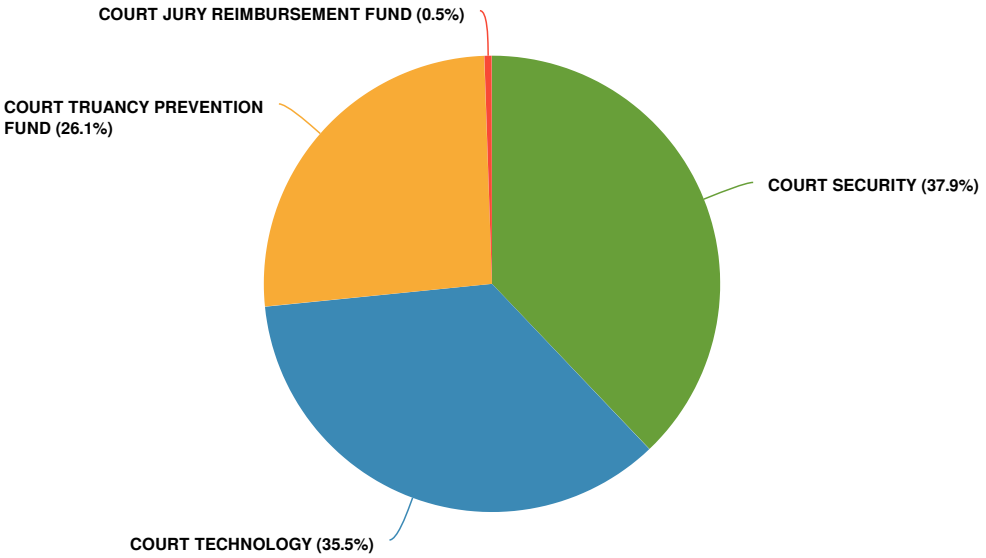

Budgeted and Historical 2023 Revenue by Fund

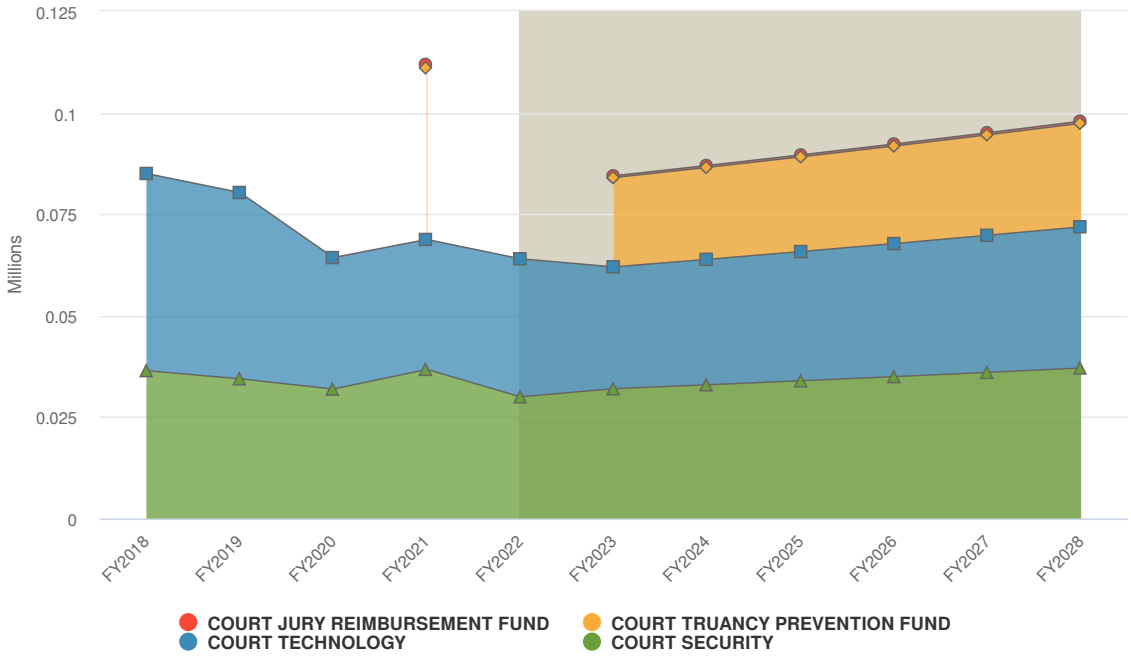

Grey background indicates budgeted figures.

Name	FY2022 Amended Budget	FY2022 Actual	FY2023 Budgeted	FY2022 Amended Budget vs. FY2023 Budgeted (% Change)
COURT SECURITY	$30,000.00	$0.00	$32,000.00	6.7%

Name	FY2022 Amended Budget	FY2022 Actual	FY2023 Budgeted	FY2022 Amended Budget vs. FY2023 Budgeted (% Change)
COURT TECHNOLOGY	$34,000.00	$0.00	$30,000.00	-11.8%
COURT JURY REIMBURSEMENT FUND	$0.00	$0.00	$450.00	N/A
COURT TRUANCY PREVENTION FUND	$0.00	$0.00	$22,000.00	N/A
Total:	**$64,000.00**	**$0.00**	**$84,450.00**	**32%**

Revenues by Source

Projected 2023 Revenues by Source

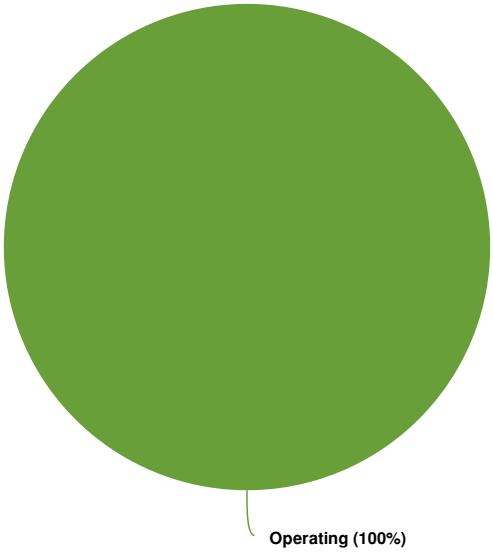

Budgeted and Historical 2023 Revenues by Source

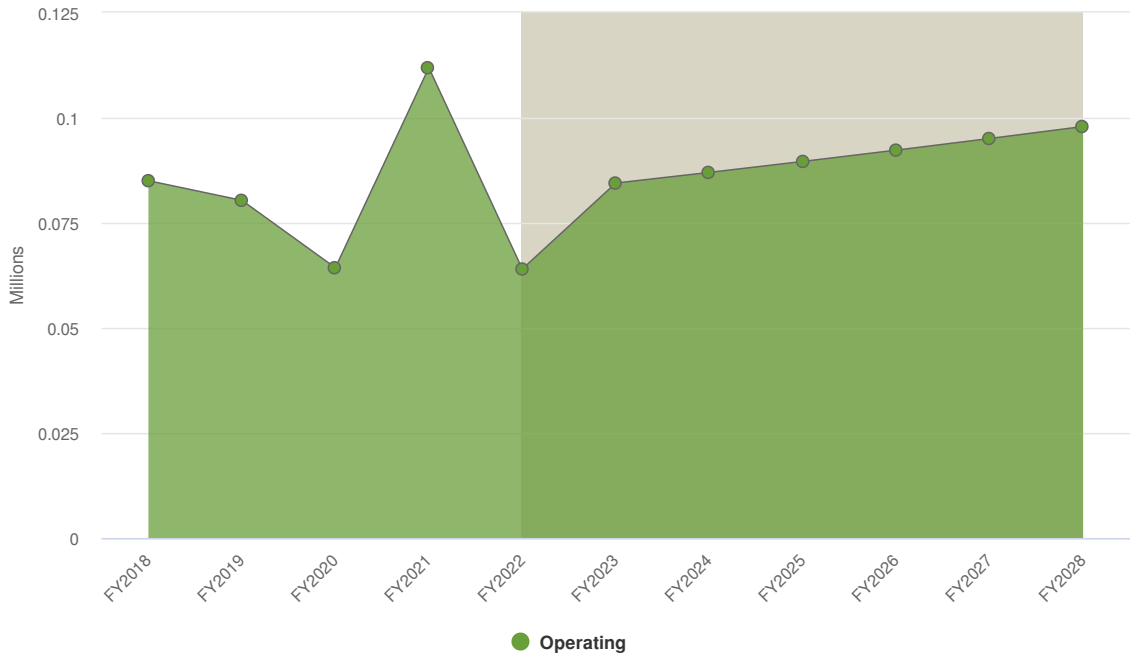

Grey background indicates budgeted figures.

Name	FY2022 Amended Budget	FY2022 Actual	FY2023 Budgeted	FY2022 Amended Budget vs. FY2023 Budgeted (% Change)
Revenue Source				
Operating	$64,000.00	$0.00	$84,450.00	32%
Total Revenue Source:	**$64,000.00**	**$0.00**	**$84,450.00**	**32%**

Expenditures by Fund

2023 Expenditures by Fund

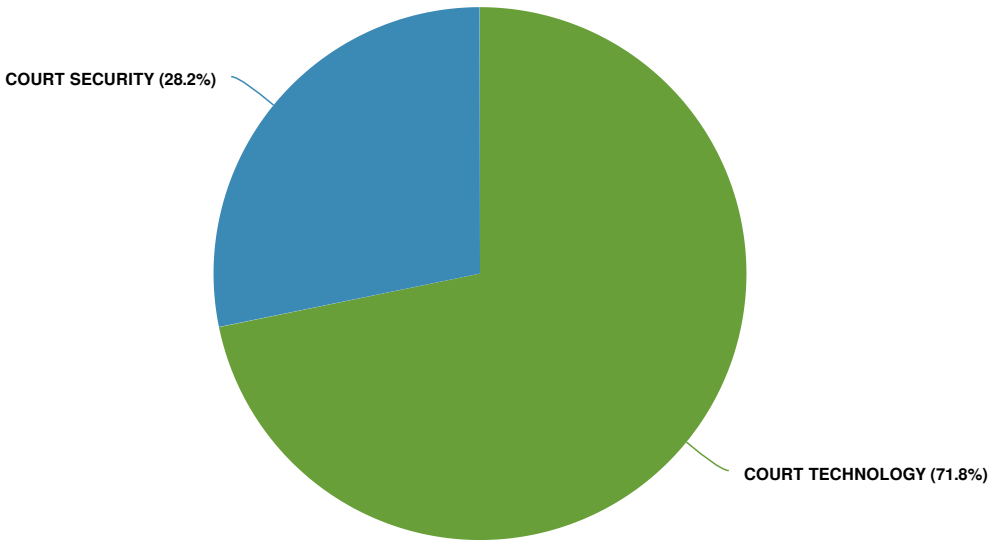

Budgeted and Historical 2023 Expenditures by Fund

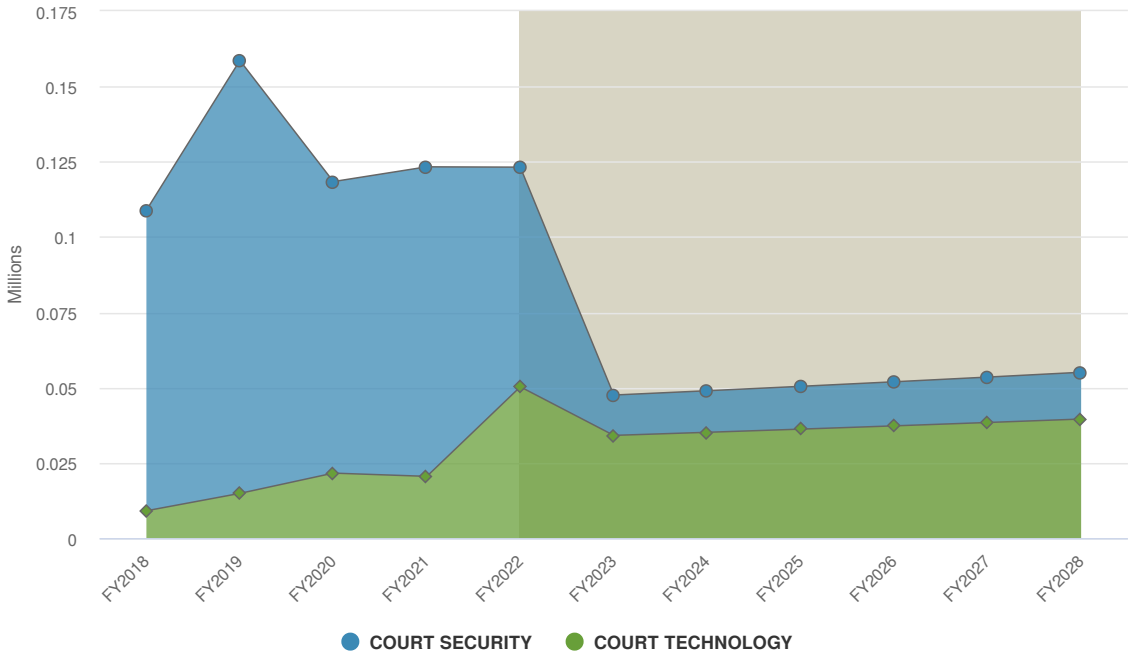

Grey background indicates budgeted figures.

Name	FY2022 Amended Budget	FY2022 Actual	FY2023 Budgeted	FY2022 Amended Budget vs. FY2023 Budgeted (% Change)
COURT SECURITY	$72,960.00	$68,777.37	$13,400.00	-81.6%

Name	FY2022 Amended Budget	FY2022 Actual	FY2023 Budgeted	FY2022 Amended Budget vs. FY2023 Budgeted (% Change)
COURT TECHNOLOGY	$50,231.00	$21,356.42	$34,100.00	-32.1%
Total:	**$123,191.00**	**$90,133.79**	**$47,500.00**	**-61.4%**

Expenditures by Expense Type

Budgeted Expenditures by Expense Type

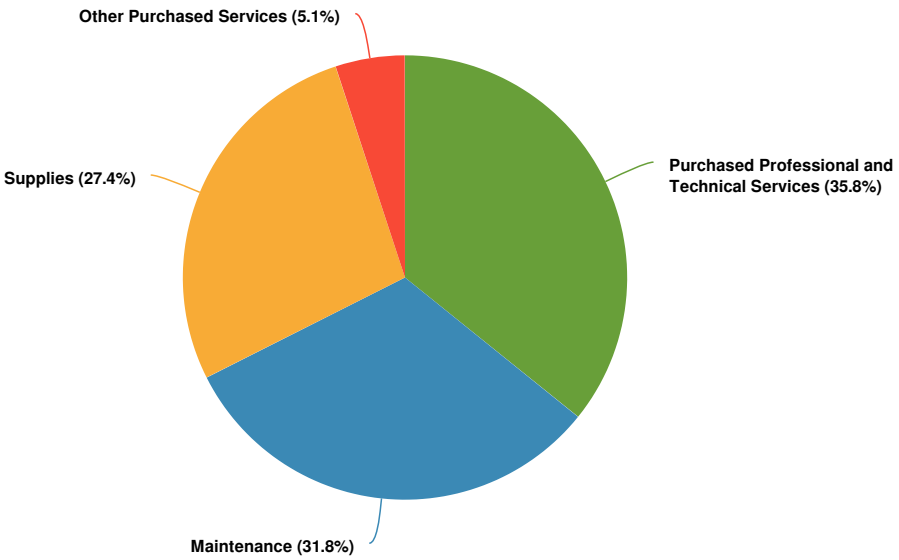

Budgeted and Historical Expenditures by Expense Type

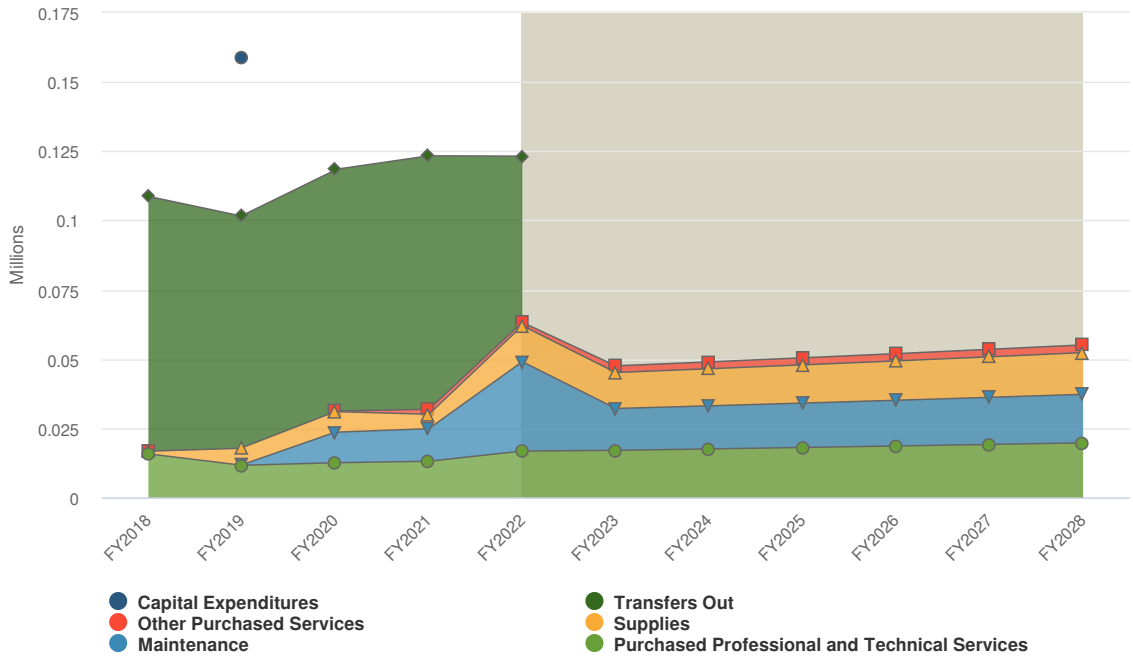

Grey background indicates budgeted figures.

Name	FY2022 Amended Budget	FY2022 Actual	FY2023 Budgeted	FY2022 Amended Budget vs. FY2023 Budgeted (% Change)
Expense Objects				
Purchased Professional and Technical Services	$16,760.00	$11,627.83	$17,000.00	1.4%
Maintenance	$32,231.00	$12,079.83	$15,100.00	-53.2%
Other Purchased Services	$1,200.00	$376.94	$2,400.00	100%
Supplies	$13,000.00	$6,049.19	$13,000.00	0%
Transfers Out	$60,000.00	$60,000.00	$0.00	-100%
Total Expense Objects:	**$123,191.00**	**$90,133.79**	**$47,500.00**	**-61.4%**

Court Security Fund

The Court Security Fund collects a $4.90 fee from each defendant found guilty of a misdemeanor. The money collected may be used only to fund court security and, security personnel, or other security measures.

Summary

The City of Waco is projecting $32K of revenue in FY2023, which represents a 6.7% increase over the prior year. Budgeted expenditures are projected to decrease by 81.6% or $59.56K to $13.4K in FY2023.

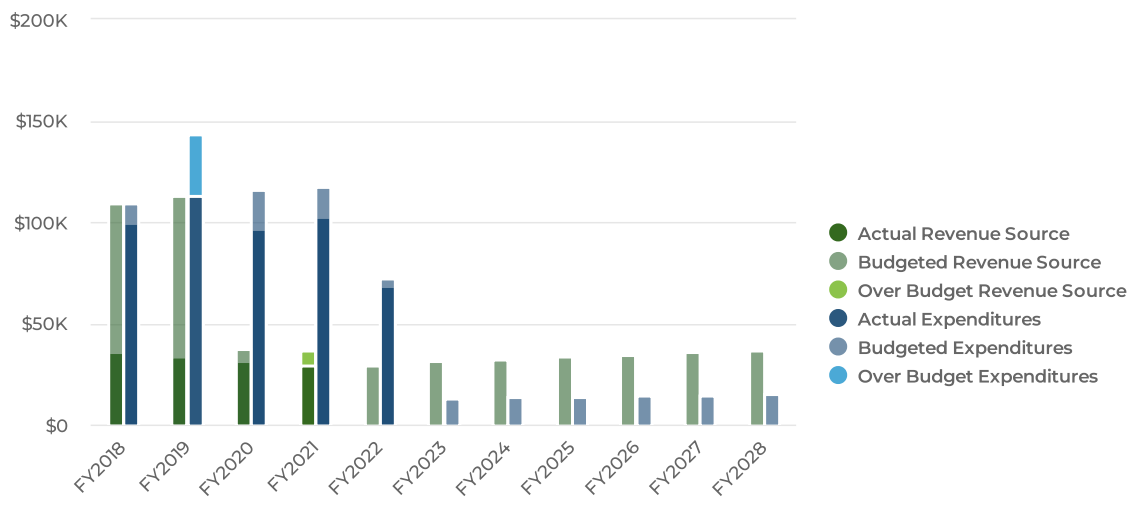

Revenues by Source

Projected 2023 Revenues by Source

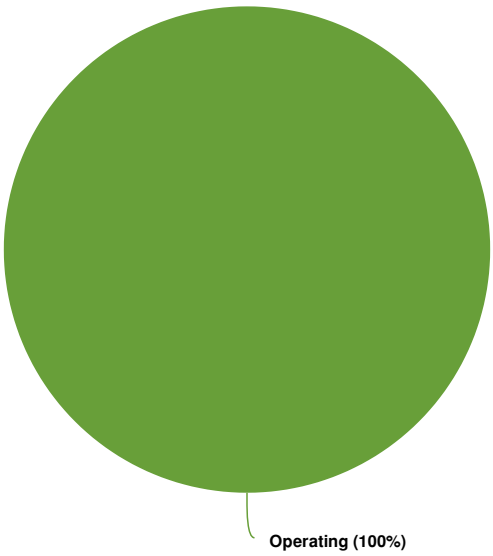

Budgeted and Historical 2023 Revenues by Source

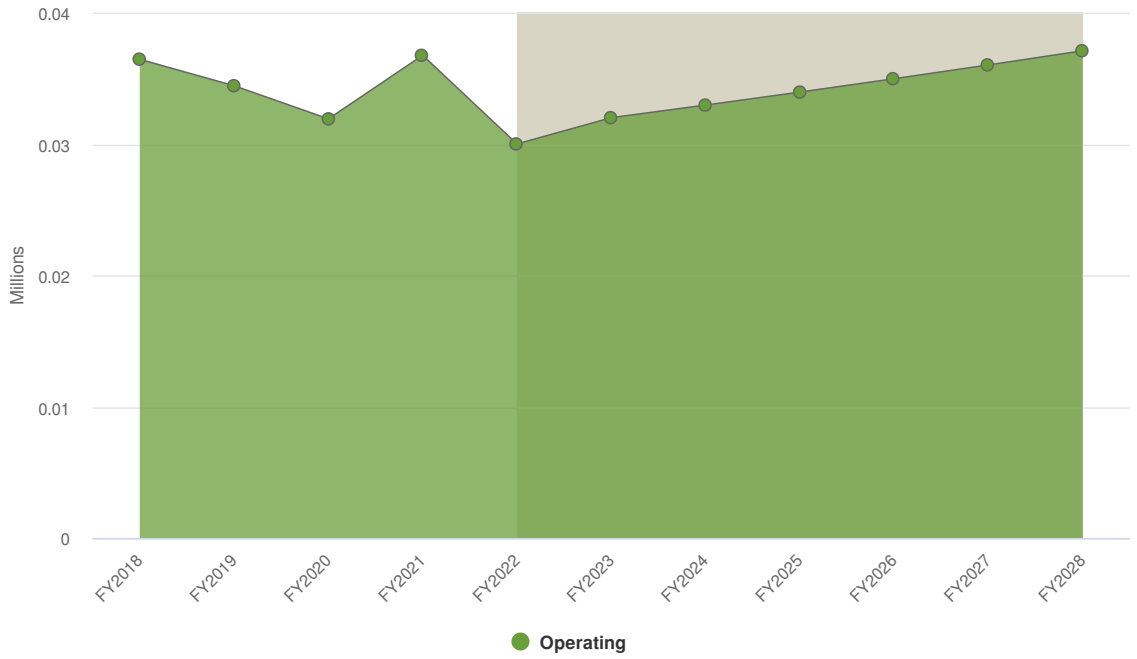

Grey background indicates budgeted figures.

Name	FY2022 Amended Budget	FY2022 Actual	FY2023 Budgeted	FY2022 Amended Budget vs. FY2023 Budgeted (% Change)
Revenue Source				
Operating	$30,000.00	$0.00	$32,000.00	6.7%
Total Revenue Source:	**$30,000.00**	**$0.00**	**$32,000.00**	**6.7%**

Expenditures by Expense Type

Budgeted Expenditures by Expense Type

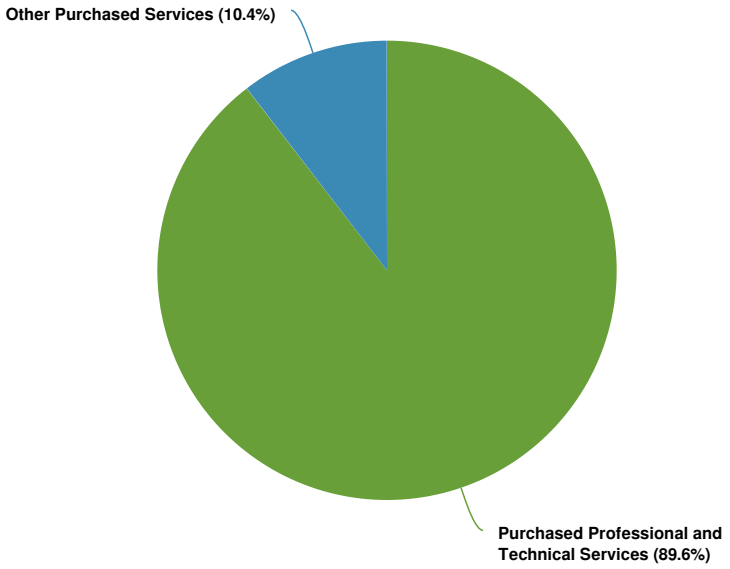

Budgeted and Historical Expenditures by Expense Type

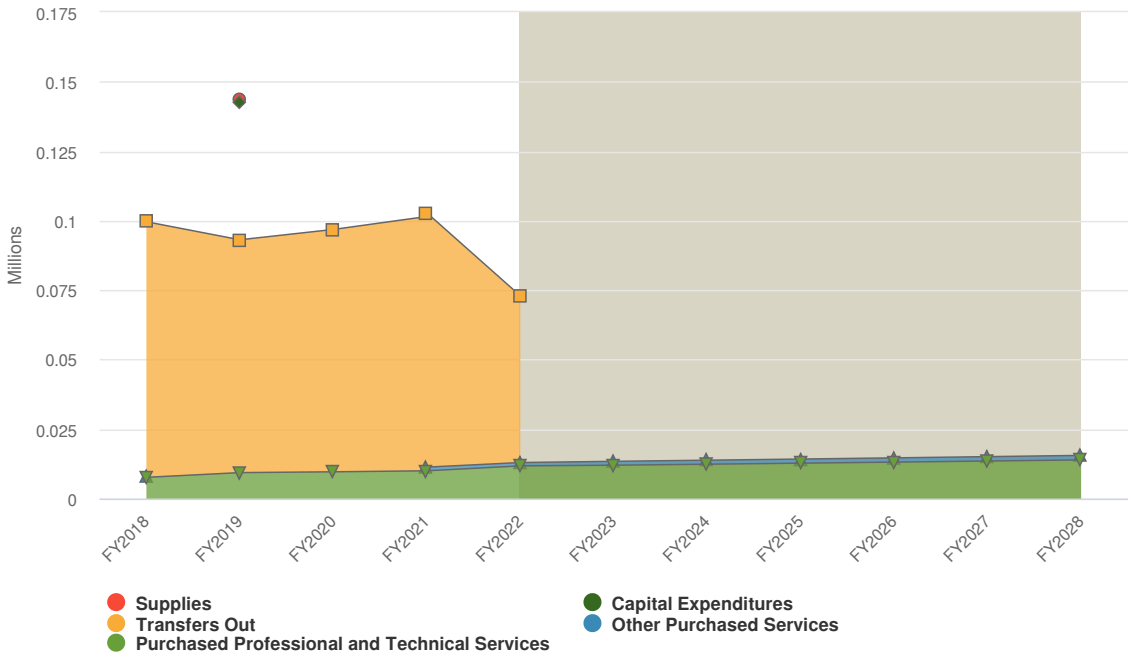

Grey background indicates budgeted figures.

Name	FY2022 Amended Budget	FY2022 Actual	FY2023 Budgeted	FY2022 Amended Budget vs. FY2023 Budgeted (% Change)
Expense Objects				
Purchased Professional and Technical Services	$11,760.00	$8,780.33	$12,000.00	2%
Other Purchased Services	$1,200.00	-$2.96	$1,400.00	16.7%
Transfers Out	$60,000.00	$60,000.00	$0.00	-100%
Total Expense Objects:	**$72,960.00**	**$68,777.37**	**$13,400.00**	**-81.6%**

Fund Balance

This fund has no required minimum fund balance.

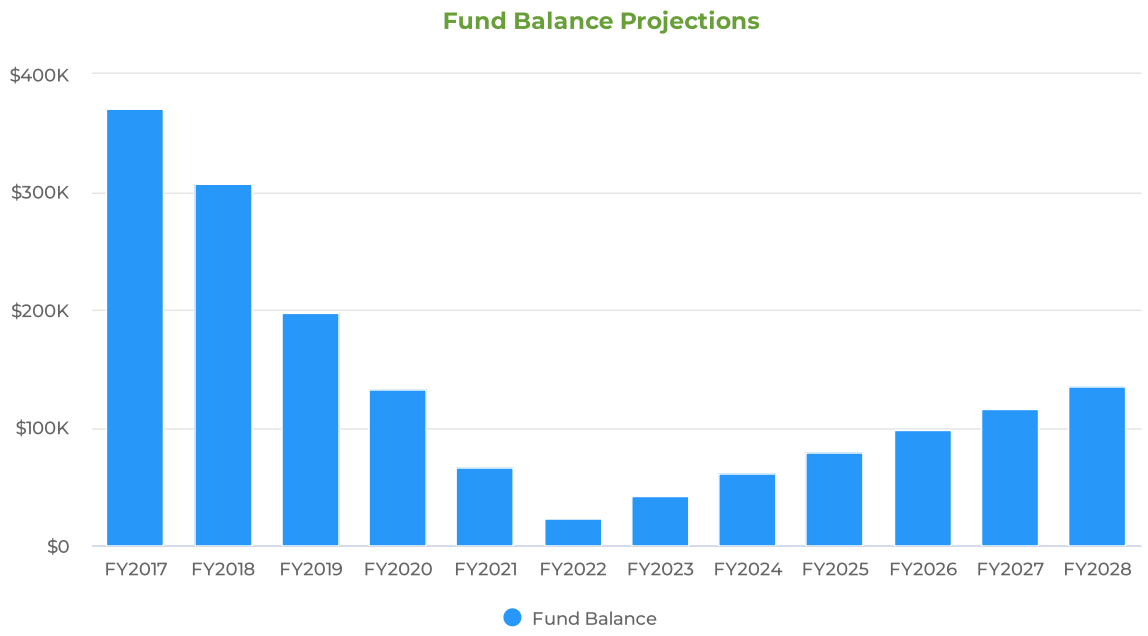

Court Technology Fund

The City collects a $4 fee from each defendant found guilty of a misdemeanor under Article 102.0172 of the Texas Code of Criminal Procedure. Revenues generated from the fee can only be used to fund court technology such as computer equipment.

Summary

The City of Waco is projecting $30K of revenue in FY2023, which represents a 11.8% decrease over the prior year. Budgeted expenditures are projected to decrease by 32.1% or $16.13K to $34.1K in FY2023.

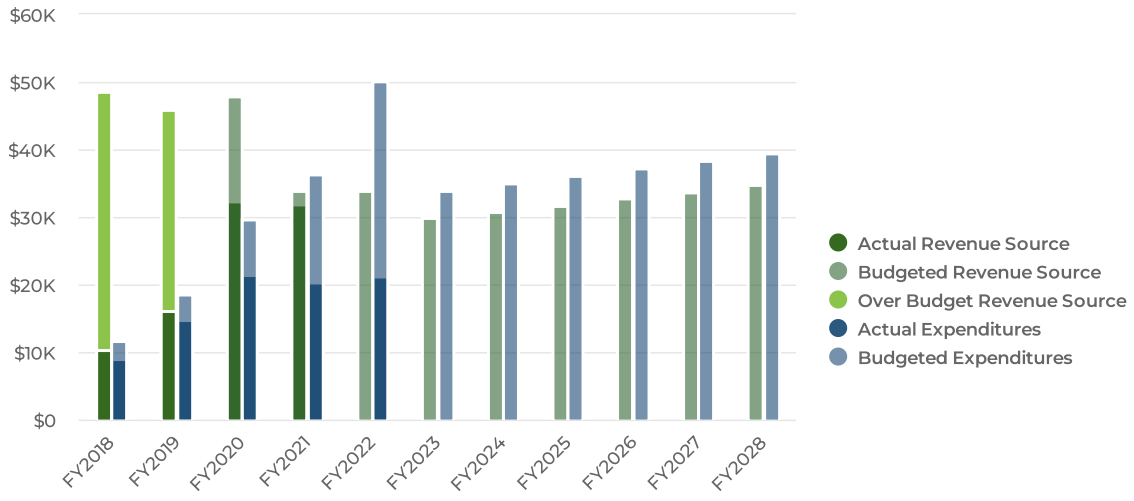

Revenues by Source

Projected 2023 Revenues by Source

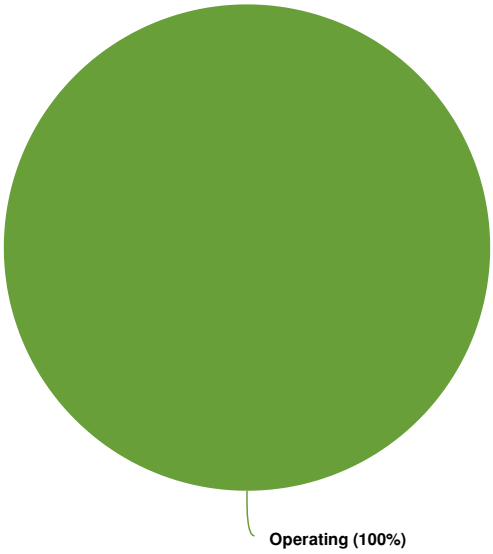

Budgeted and Historical 2023 Revenues by Source

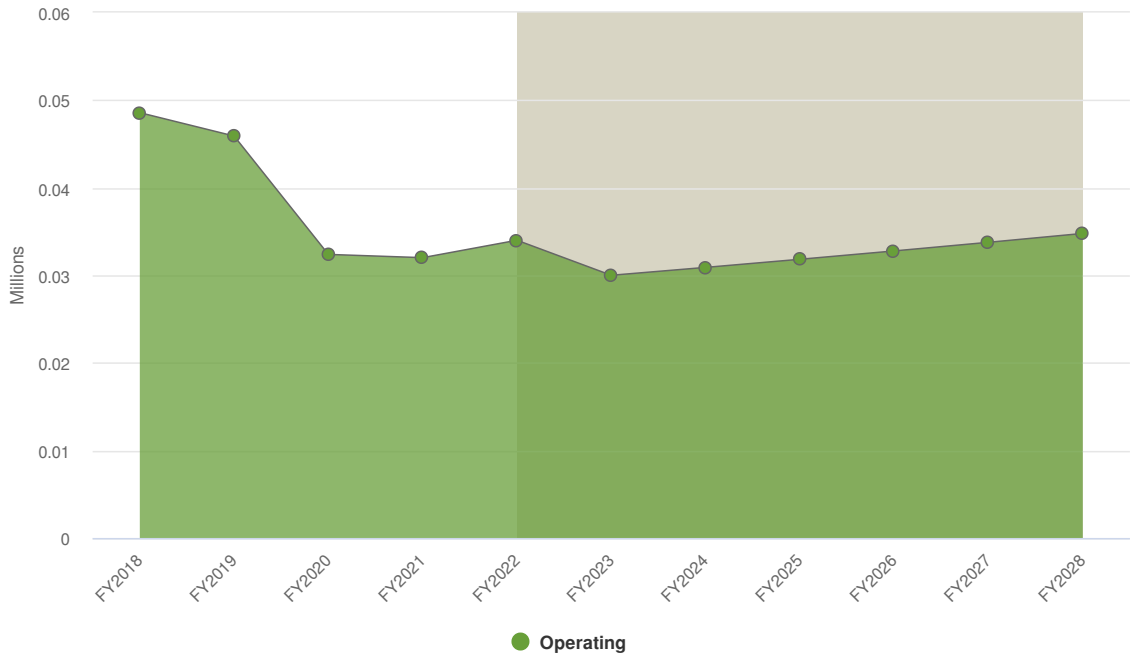

Grey background indicates budgeted figures.

Name	FY2022 Amended Budget	FY2022 Actual	FY2023 Budgeted	FY2022 Amended Budget vs. FY2023 Budgeted (% Change)
Revenue Source				
Operating	$34,000.00	$0.00	$30,000.00	-11.8%
Total Revenue Source:	**$34,000.00**	**$0.00**	**$30,000.00**	**-11.8%**

Expenditures by Expense Type

Budgeted Expenditures by Expense Type

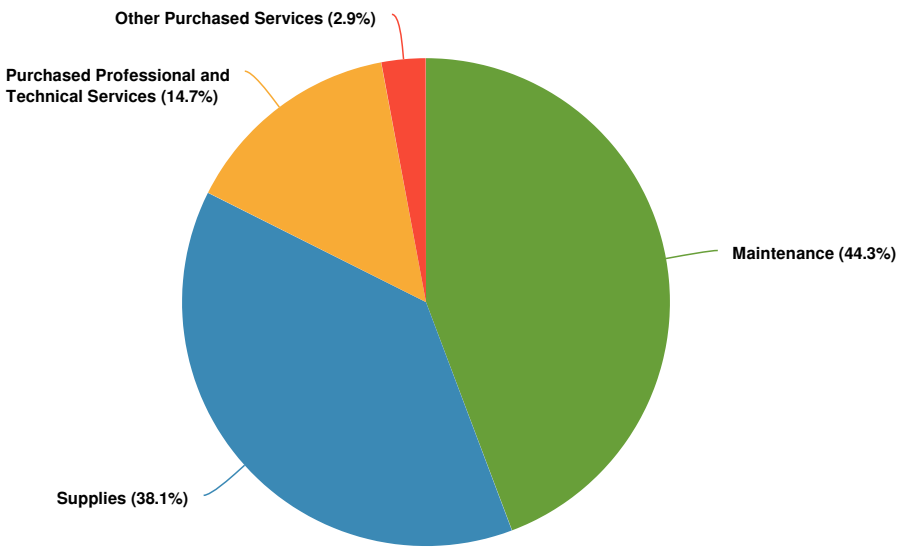

Budgeted and Historical Expenditures by Expense Type

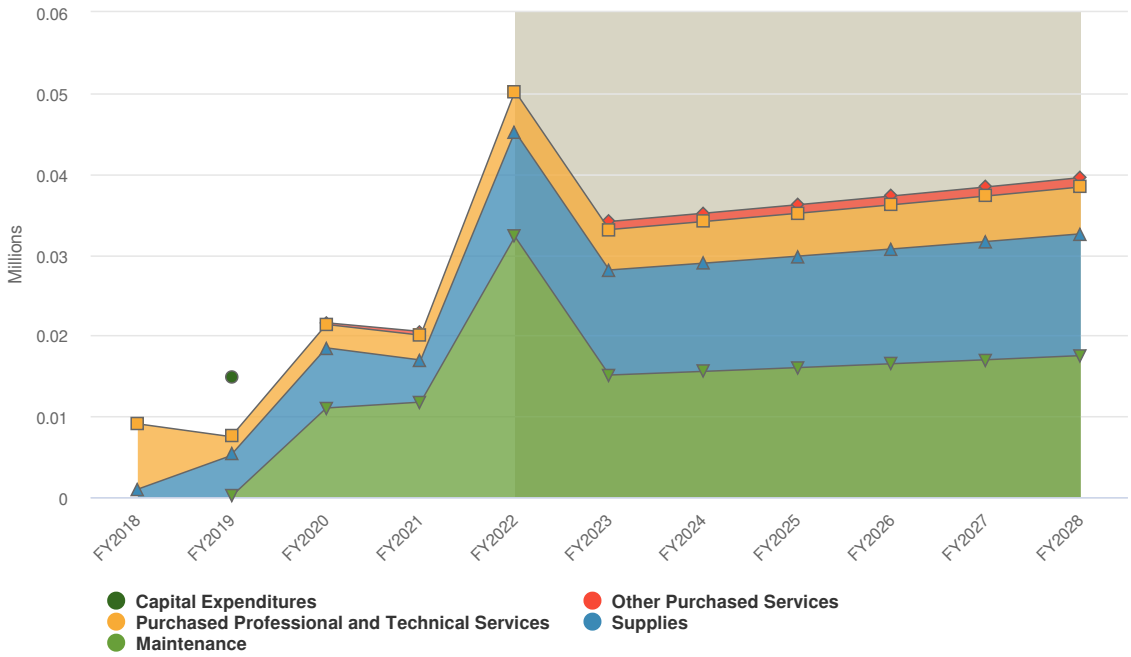

Grey background indicates budgeted figures.

Name	FY2022 Amended Budget	FY2022 Actual	FY2023 Budgeted	FY2022 Amended Budget vs. FY2023 Budgeted (% Change)
Expense Objects				
Purchased Professional and Technical Services	$5,000.00	$2,847.50	$5,000.00	0%
Maintenance	$32,231.00	$12,079.83	$15,100.00	-53.2%
Other Purchased Services	$0.00	$379.90	$1,000.00	N/A
Supplies	$13,000.00	$6,049.19	$13,000.00	0%
Total Expense Objects:	**$50,231.00**	**$21,356.42**	**$34,100.00**	**-32.1%**

Fund Balance

This fund has no required minimum fund balance.

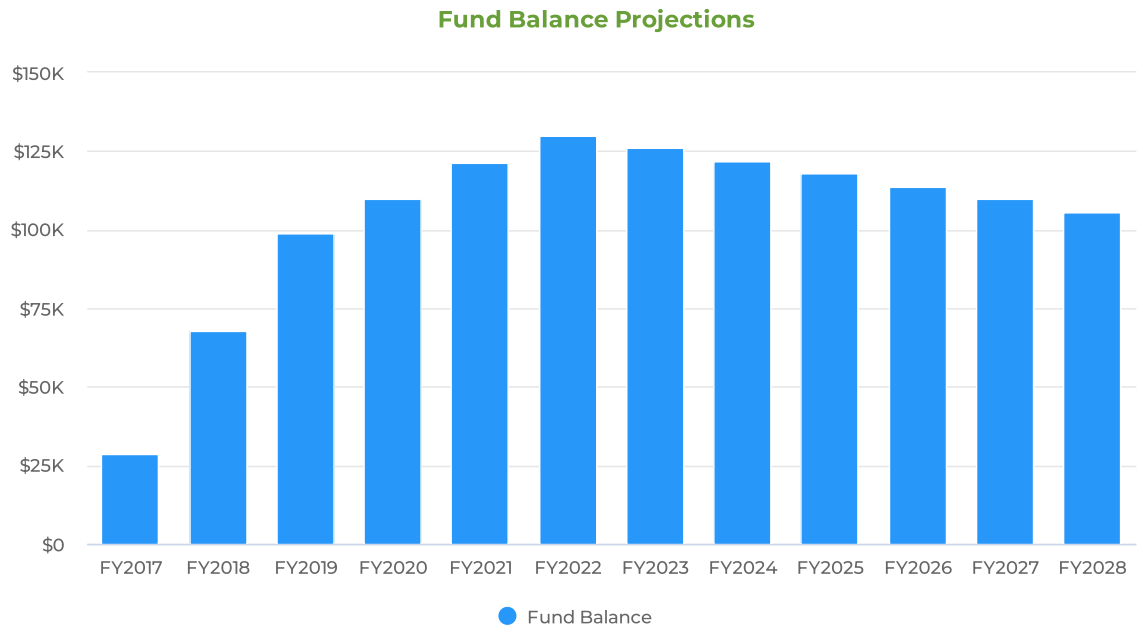

Court Jury Reimbursement Fund

The Court Jury Reimbursement Fund collects a $0.10 fee from each defendant found guilty of a misdemeanor. The funds collected may be used to fund jury reimbursements or jury service.

Summary

The City of Waco is projecting $450 of revenue in FY2023. There are no expenditures budgeted for FY2023 to allow fund balance to accumulate for future use.

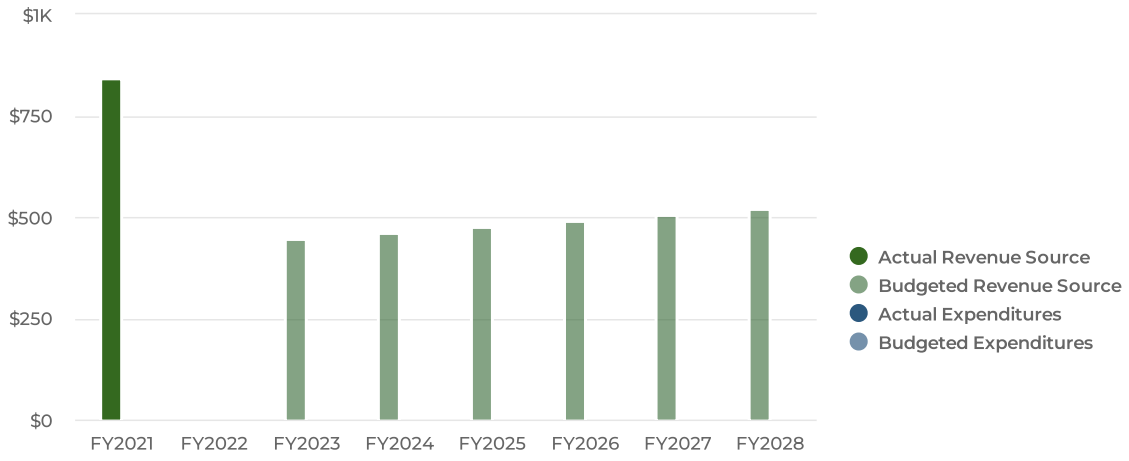

Revenues by Source

Projected 2023 Revenues by Source

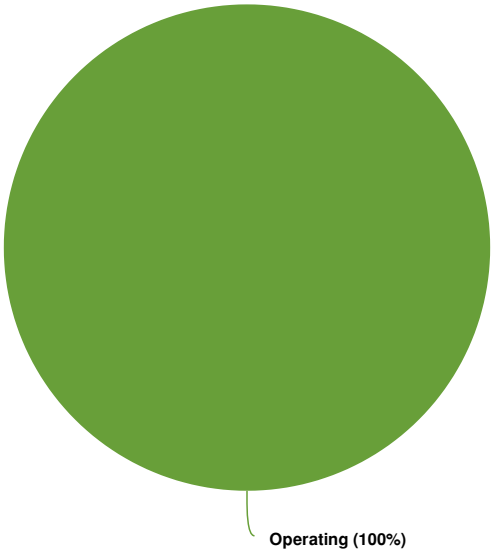

Budgeted and Historical 2023 Revenues by Source

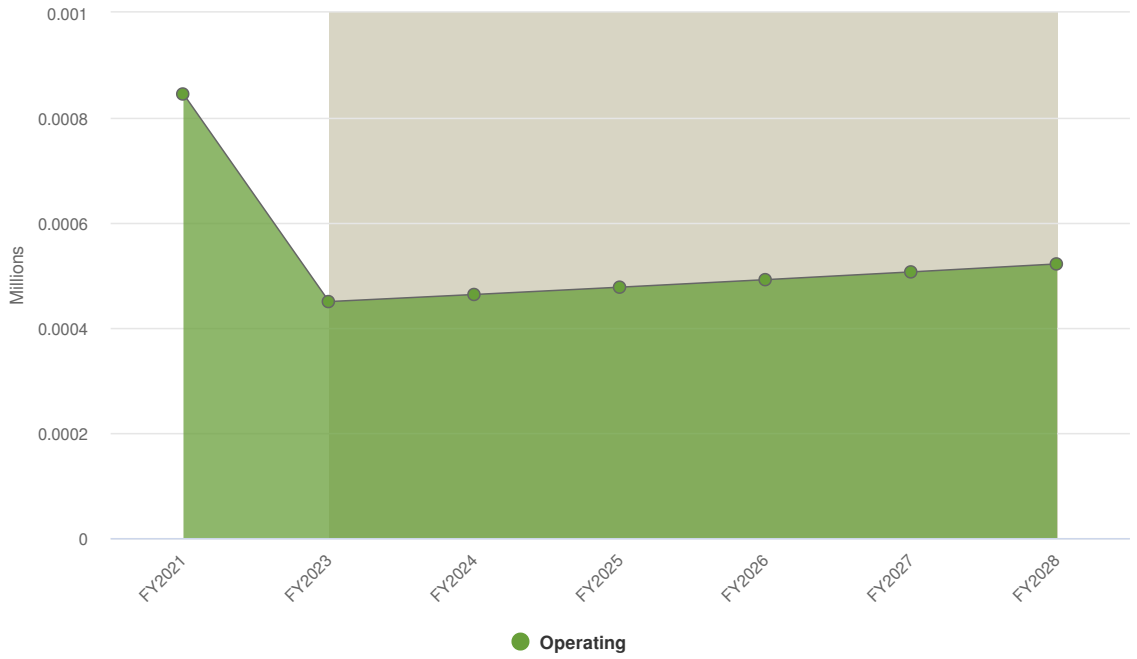

Grey background indicates budgeted figures.

Name	FY2022 Amended Budget	FY2022 Actual	FY2023 Budgeted	FY2022 Amended Budget vs. FY2023 Budgeted (% Change)
Revenue Source				
Operating	$0.00	$0.00	$450.00	N/A
Total Revenue Source:	**$0.00**	**$0.00**	**$450.00**	**N/A**

Fund Balance

This fund has no required minimum fund balance.

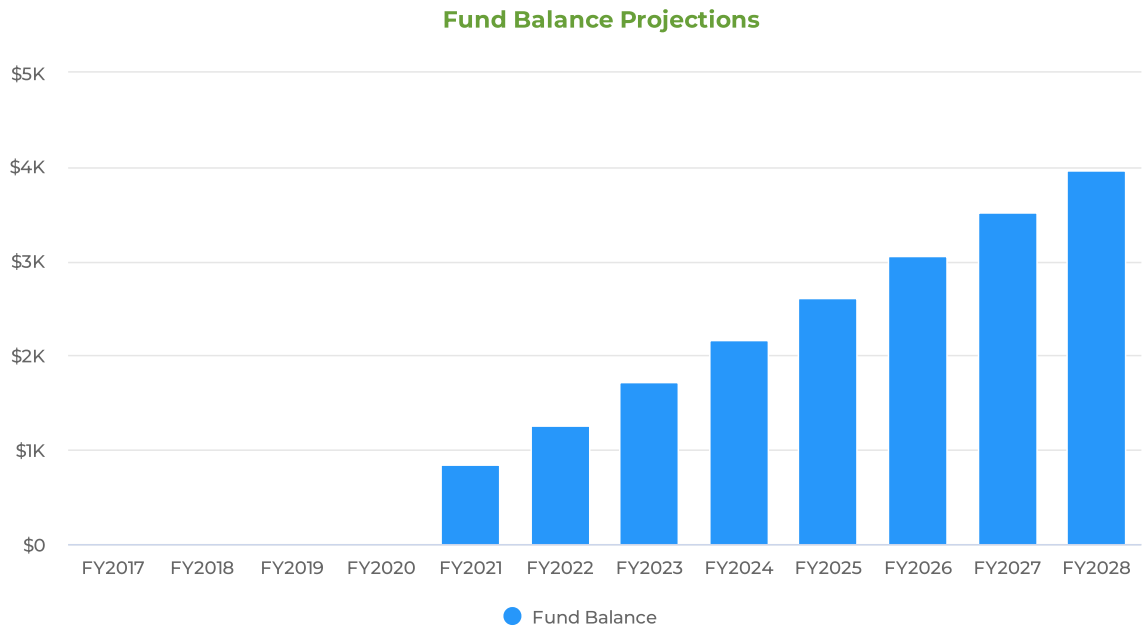

Court Truancy Fund

The Court Truancy Fund collects a $5 fee from each defendant found guilty of a misdemeanor. The funds collected may be used to fund a Juvenile Case Manager.

Summary

The City of Waco is projecting $22K of revenue in FY2023. There are no expenditures budgeted for FY2023 to allow fund balance to accumulate for future use.

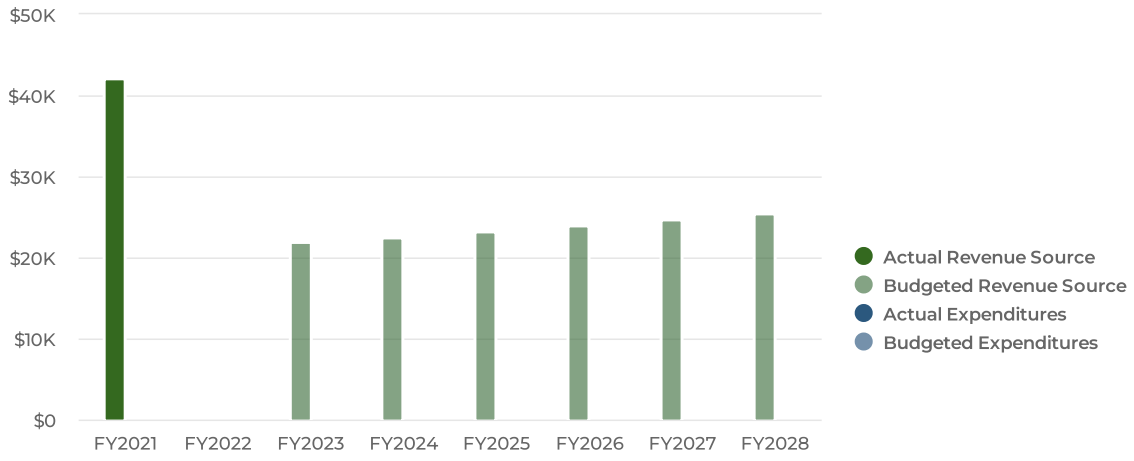

Revenues by Source

Projected 2023 Revenues by Source

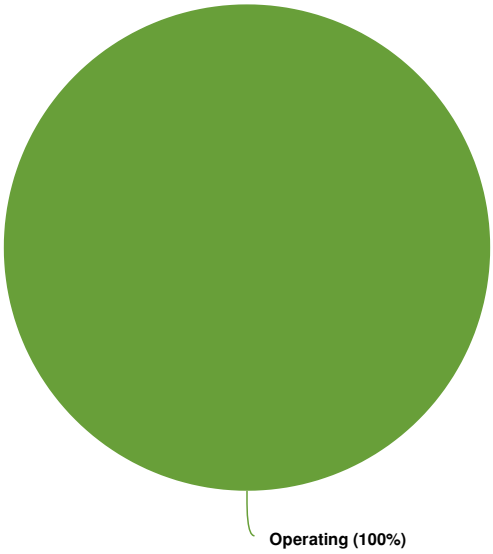

Budgeted and Historical 2023 Revenues by Source

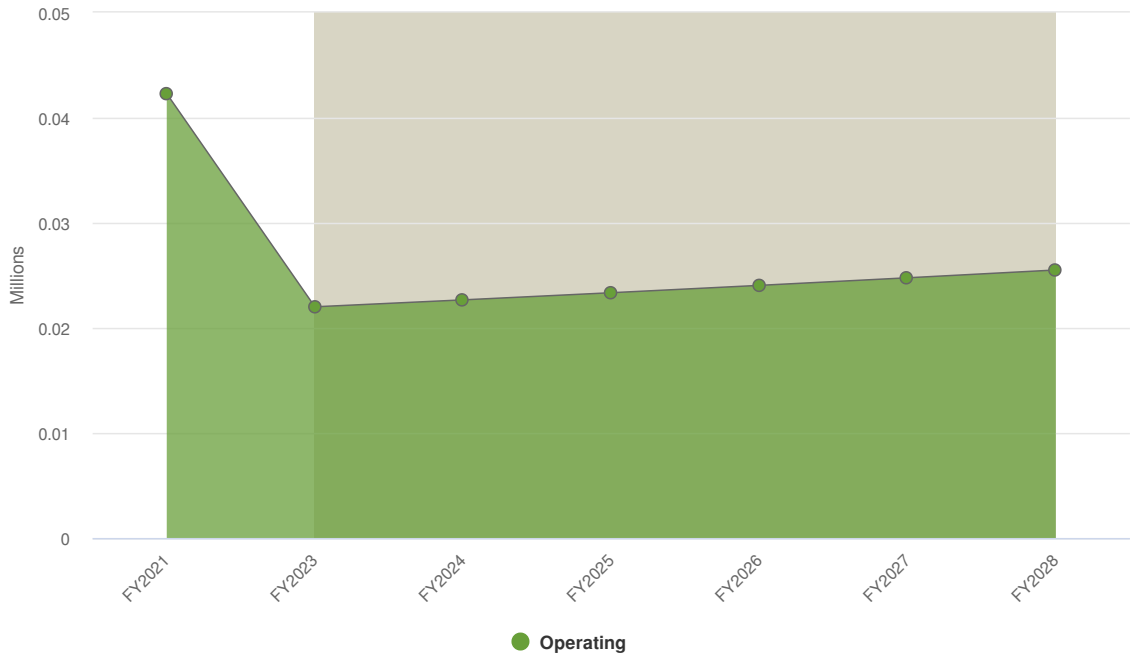

Grey background indicates budgeted figures.

Name	FY2022 Amended Budget	FY2022 Actual	FY2023 Budgeted	FY2022 Amended Budget vs. FY2023 Budgeted (% Change)
Revenue Source				
Operating	$0.00	$0.00	$22,000.00	N/A
Total Revenue Source:	**$0.00**	**$0.00**	**$22,000.00**	**N/A**

Fund Balance

This fund has no required minimum fund balance.

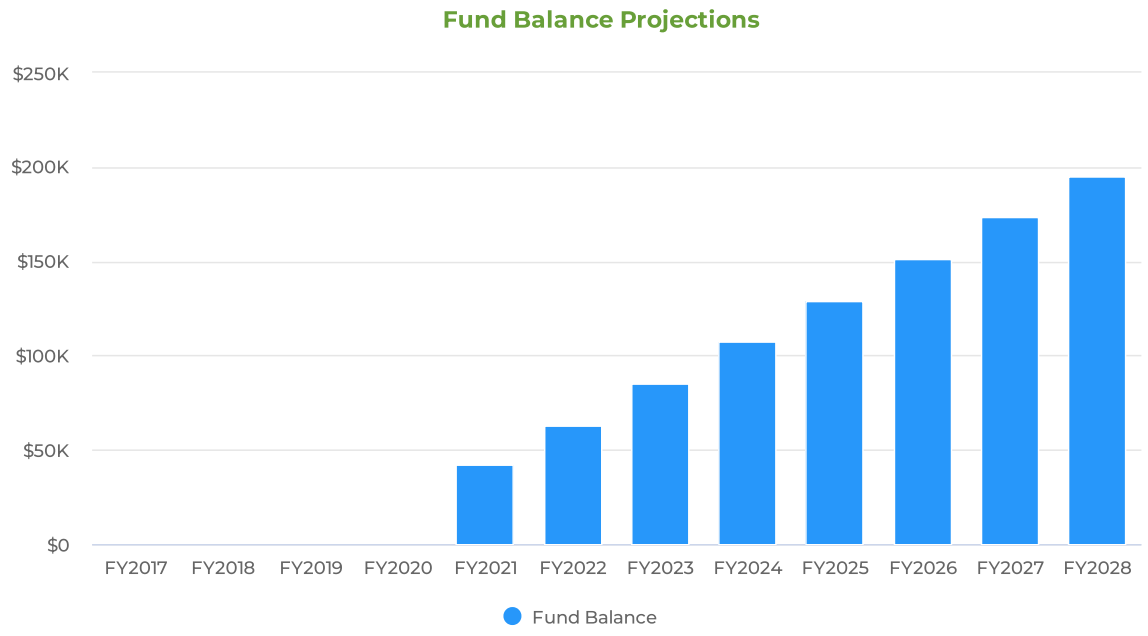

Police Forfeiture Funds

Mission
To provide for the proper accounting of funds received by the City as a result of forfeiture.

Departmental Overview
The ability of the Police Department to seize property used in connection with criminal activity can be an effective law enforcement tool by reducing the incentive for illegal conduct. Forfeiture can "take the profit out of crime" by helping to eliminate the ability of the offender to command resources necessary to continue illegal activities.

State Forfeiture Funds
State forfeiture funds are deposited into a special fund and may only be used for law enforcement purposes, such as training for officers, specialized investigative equipment and supplies, and items used by officers for direct law enforcement duties. Seizure funds are acquired through the sale of seized property that was used in the commission of a crime. The Texas code of criminal procedures authorized the seizure of funds under both Chapter 59 and Chapter 18 for different purposes.

Federal Forfeiture Funds
When the City receives equitably shared property from federal agencies, it is deposited in the Federal Forfeiture Fund. The use of the fund is not as limited as the shared property that was forfeited as a result of a particular federal violation, e.g. use of the funds for drug enforcement. The funds can be used for law enforcement investigations and other law enforcement related activities as allowed.

Summary

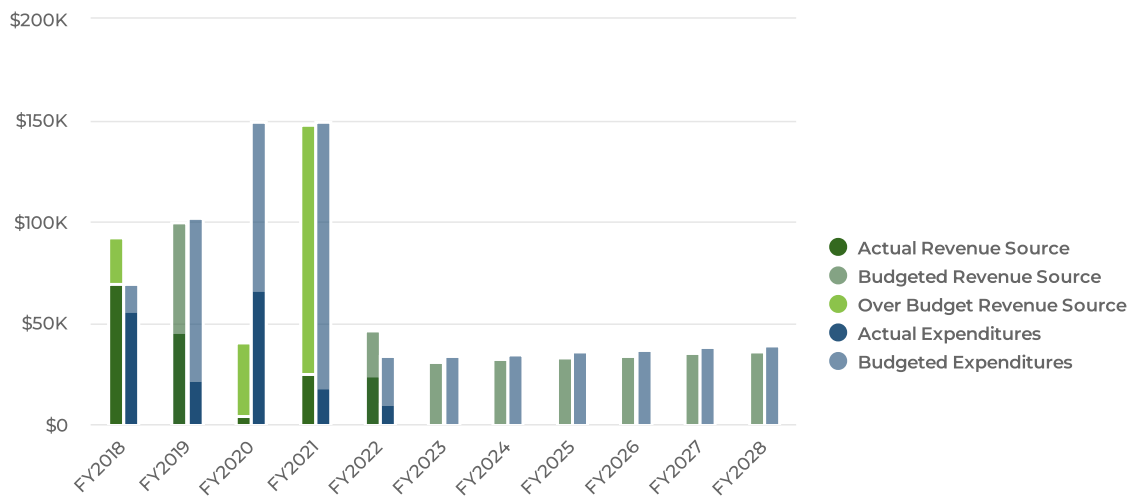

Revenue by Fund

2023 Revenue by Fund

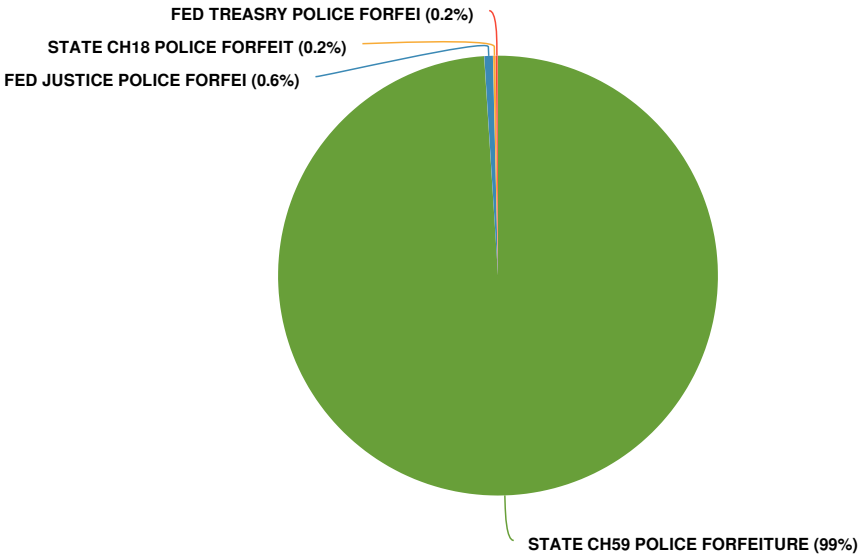

Budgeted and Historical 2023 Revenue by Fund

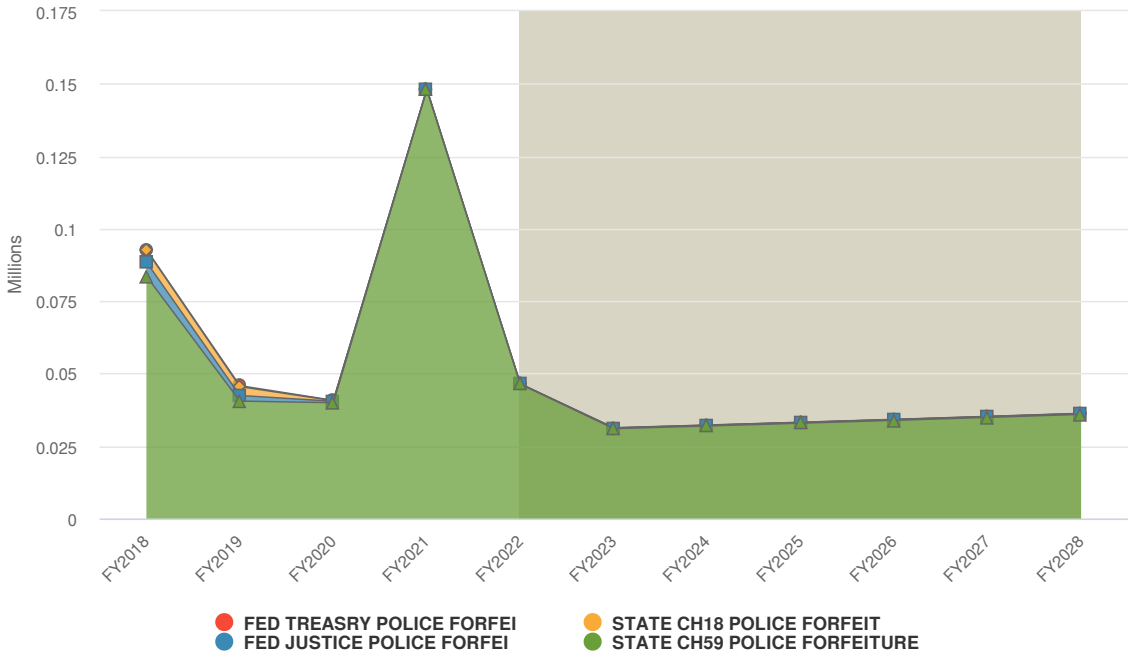

Grey background indicates budgeted figures.

Name	FY2022 Amended Budget	FY2022 Actual	FY2023 Budgeted	FY2022 Amended Budget vs. FY2023 Budgeted (% Change)
STATE CH59 POLICE FORFEITURE	$46,360.00	$24,353.26	$31,000.00	-33.1%

Name	FY2022 Amended Budget	FY2022 Actual	FY2023 Budgeted	FY2022 Amended Budget vs. FY2023 Budgeted (% Change)
FED JUSTICE POLICE FORFEI	$60.00	$201.45	$200.00	233.3%
FED TREASRY POLICE FORFEI	$20.00	$58.64	$50.00	150%
STATE CH18 POLICE FORFEIT	$20.00	$72.77	$60.00	200%
Total:	**$46,460.00**	**$24,686.12**	**$31,310.00**	**-32.6%**

Revenues by Source

Projected 2023 Revenues by Source

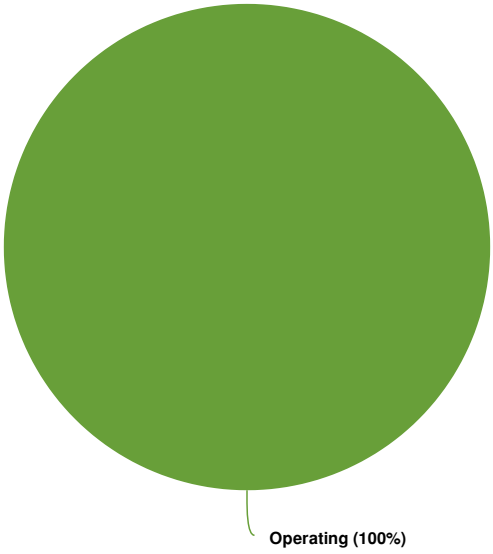

Budgeted and Historical 2023 Revenues by Source

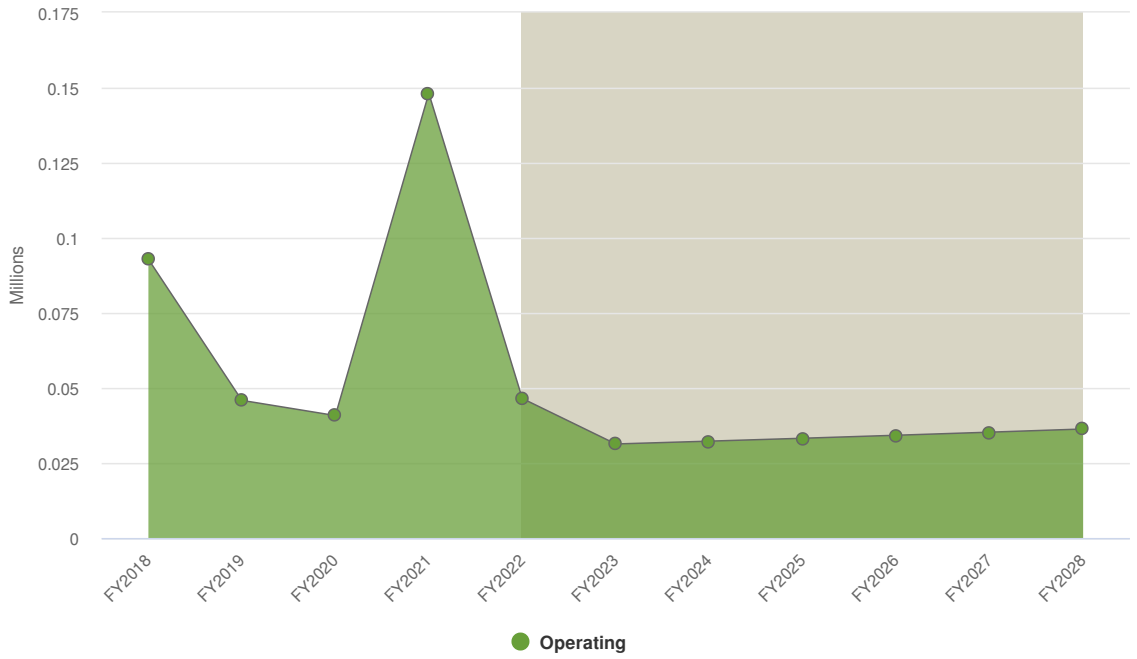

Grey background indicates budgeted figures.

Name	FY2022 Amended Budget	FY2022 Actual	FY2023 Budgeted	FY2022 Amended Budget vs. FY2023 Budgeted (% Change)
Revenue Source				
Operating	$46,460.00	$24,686.12	$31,310.00	-32.6%
Total Revenue Source:	**$46,460.00**	**$24,686.12**	**$31,310.00**	**-32.6%**

Expenditures by Fund

2023 Expenditures by Fund

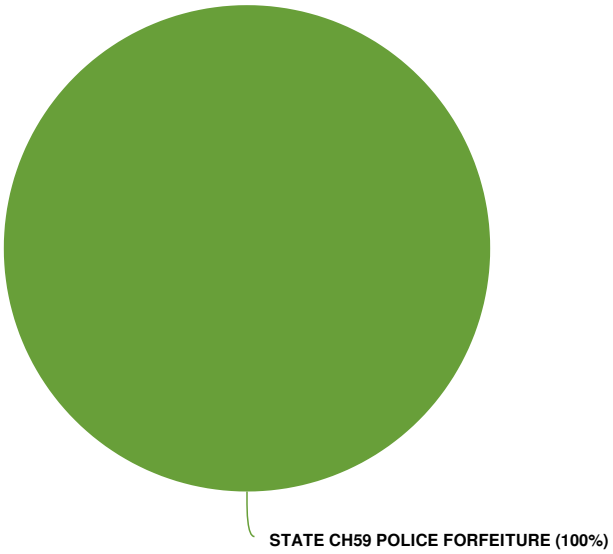

Budgeted and Historical 2023 Expenditures by Fund

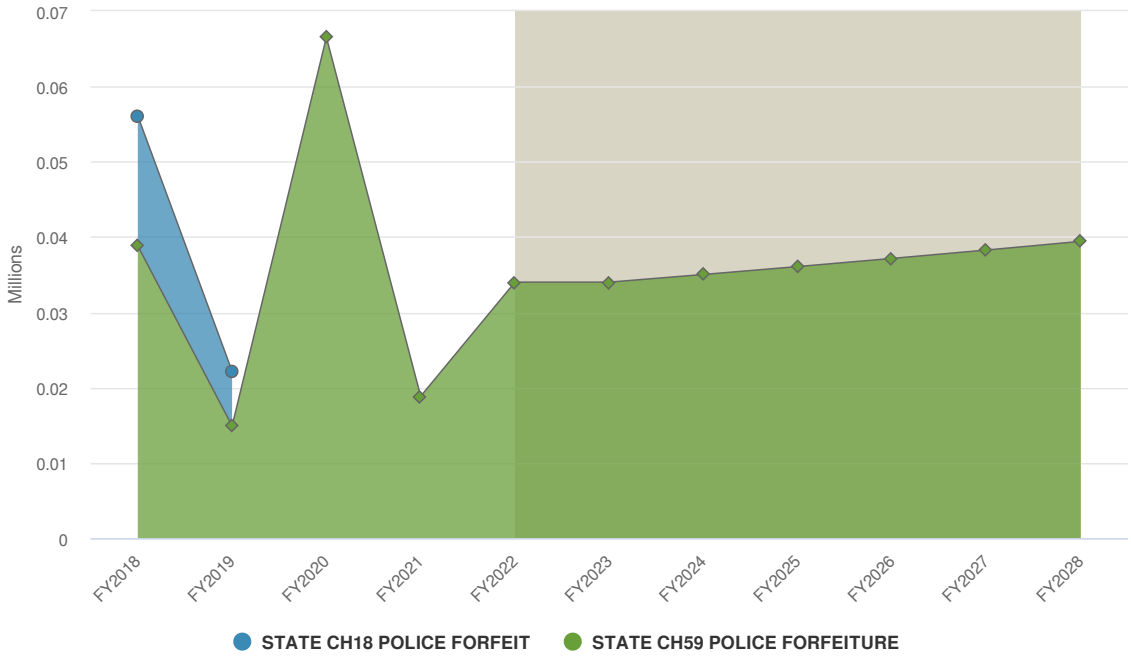

Grey background indicates budgeted figures.

Name	FY2022 Amended Budget	FY2022 Actual	FY2023 Budgeted	FY2022 Amended Budget vs. FY2023 Budgeted (% Change)
STATE CH59 POLICE FORFEITURE	$34,000.00	$10,048.80	$34,000.00	0%

Name	FY2022 Amended Budget	FY2022 Actual	FY2023 Budgeted	FY2022 Amended Budget vs. FY2023 Budgeted (% Change)
Total:	$34,000.00	$10,048.80	$34,000.00	0%

Expenditures by Expense Type

Budgeted Expenditures by Expense Type

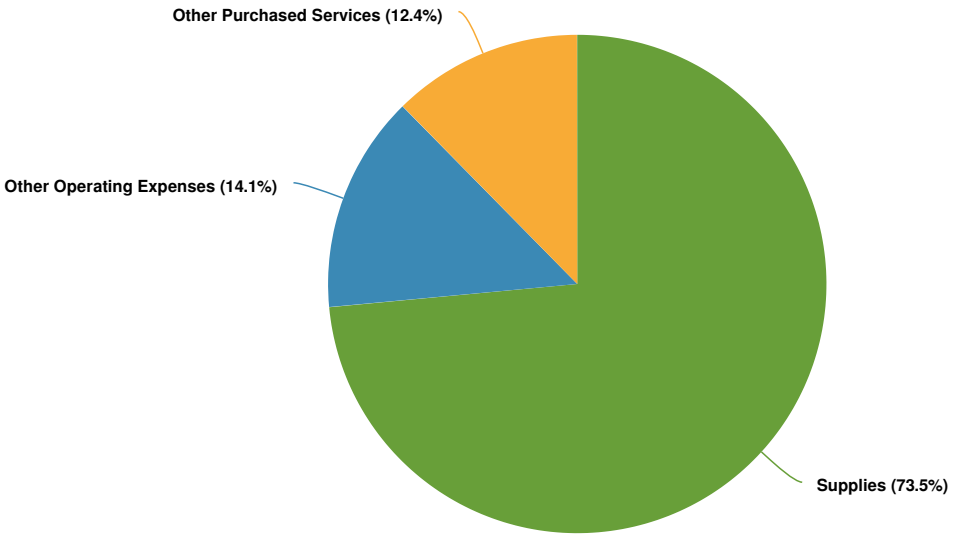

Budgeted and Historical Expenditures by Expense Type

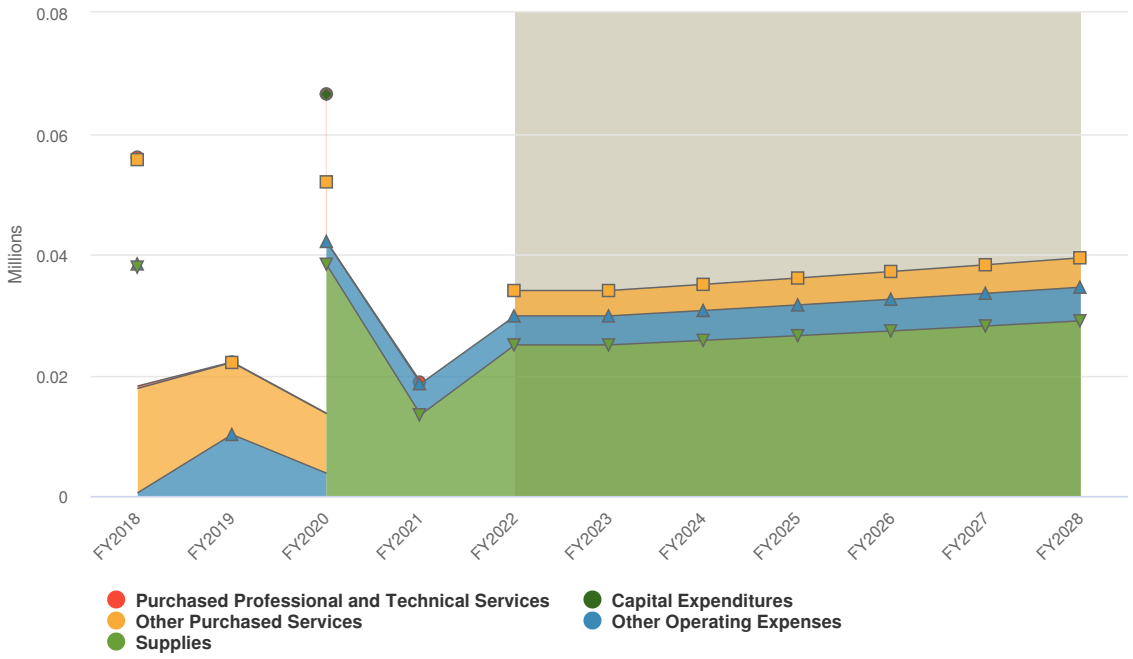

Grey background indicates budgeted figures.

Name	FY2022 Amended Budget	FY2022 Actual	FY2023 Budgeted	FY2022 Amended Budget vs. FY2023 Budgeted (% Change)
Expense Objects				
Other Purchased Services	$4,200.00	$0.00	$4,200.00	0%
Supplies	$25,000.00	$0.00	$25,000.00	0%
Other Operating Expenses	$4,800.00	$10,048.80	$4,800.00	0%
Total Expense Objects:	**$34,000.00**	**$10,048.80**	**$34,000.00**	**0%**

State Chapter 59 Police Forfeiture Fund

State forfeiture funds are deposited into a special fund and may only be used for law enforcement purposes, such as training for officers, specialized investigative equipment and supplies, and items used by officers for direct law enforcement duties. Seizure funds are acquired through the sale of seized property that was used in the commission of a crime. The Texas code of criminal procedures authorized the seizure of funds under Chapter 59.

Summary

The City of Waco is projecting $31K of revenue in FY2023, which represents a 33.1% decrease over the prior year. Budgeted expenditures are projected to remain the same at $34K in FY2023.

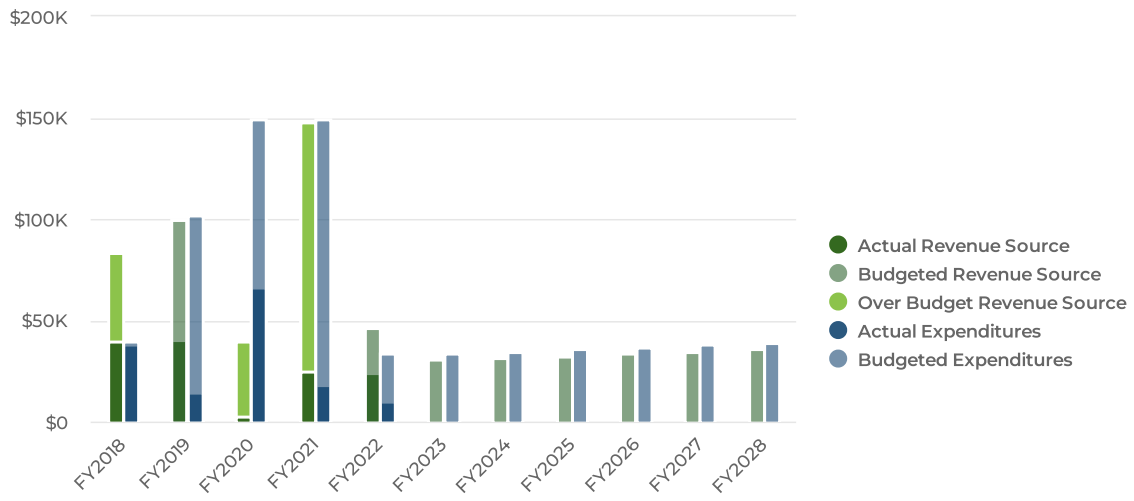

Revenues by Source

Projected 2023 Revenues by Source

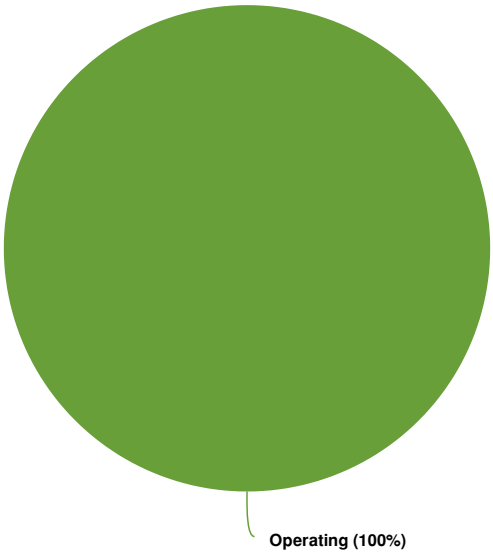

Budgeted and Historical 2023 Revenues by Source

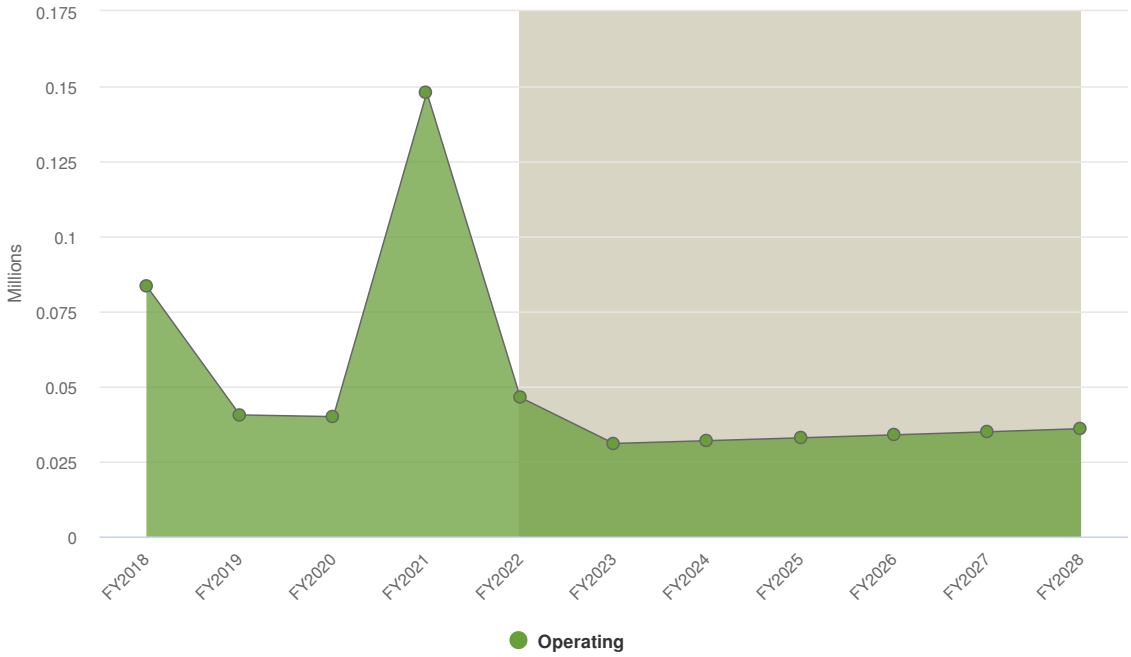

Grey background indicates budgeted figures.

Name	FY2022 Amended Budget	FY2022 Actual	FY2023 Budgeted	FY2022 Amended Budget vs. FY2023 Budgeted (% Change)
Revenue Source				

Name	FY2022 Amended Budget	FY2022 Actual	FY2023 Budgeted	FY2022 Amended Budget vs. FY2023 Budgeted (% Change)
Operating	$46,360.00	$24,353.26	$31,000.00	-33.1%
Total Revenue Source:	**$46,360.00**	**$24,353.26**	**$31,000.00**	**-33.1%**

Expenditures by Expense Type

Budgeted Expenditures by Expense Type

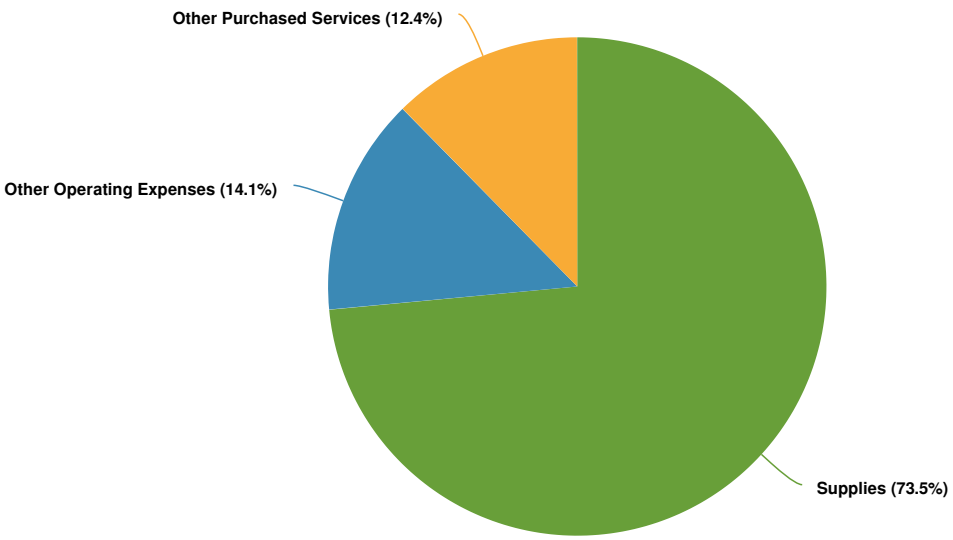

Budgeted and Historical Expenditures by Expense Type

Grey background indicates budgeted figures.

Name	FY2022 Amended Budget	FY2022 Actual	FY2023 Budgeted	FY2022 Amended Budget vs. FY2023 Budgeted (% Change)
Expense Objects				
Other Purchased Services	$4,200.00	$0.00	$4,200.00	0%
Supplies	$25,000.00	$0.00	$25,000.00	0%
Other Operating Expenses	$4,800.00	$10,048.80	$4,800.00	0%
Total Expense Objects:	**$34,000.00**	**$10,048.80**	**$34,000.00**	**0%**

Fund Balance

This fund has no required minimum fund balance.

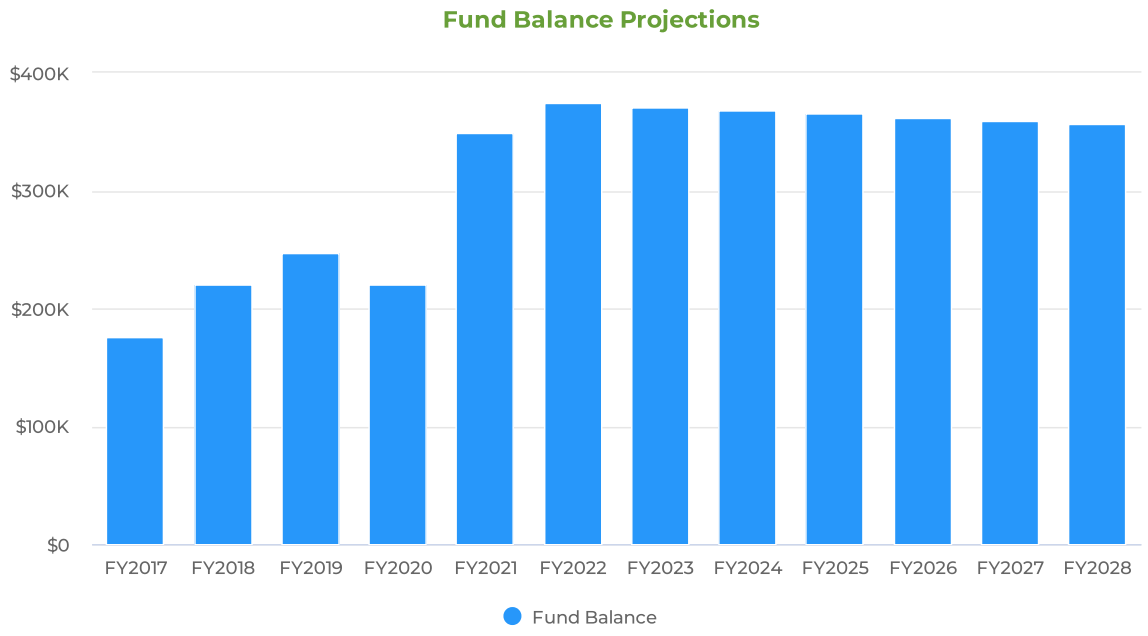

Fed Justice Police Forfeiture Fund

When the City receives equitably shared property from federal agencies, it is deposited in the Federal Forfeiture Fund. The use of the fund is not as limited as the shared property that was forfeited as a result of a particular federal violation, e.g. use of the funds for drug enforcement. The funds can be used for law enforcement investigations and other law enforcement related activities as allowed.

Summary

The City of Waco is projecting $200 of revenue in FY2023, which represents a 233.3% increase over the prior year. There are no expenditures budgeted for FY2023 to allow fund balance to accumulate for future use

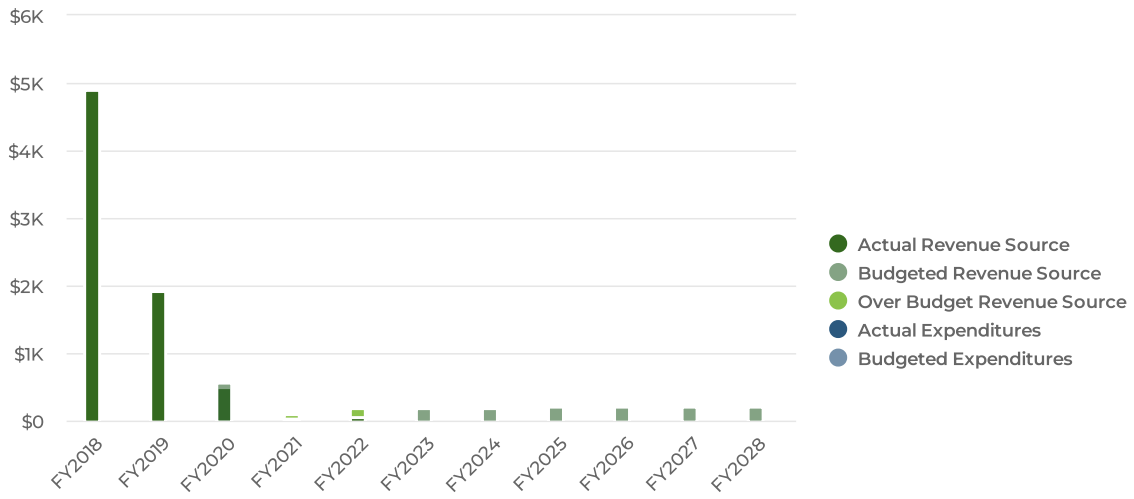

Revenues by Source

Projected 2023 Revenues by Source

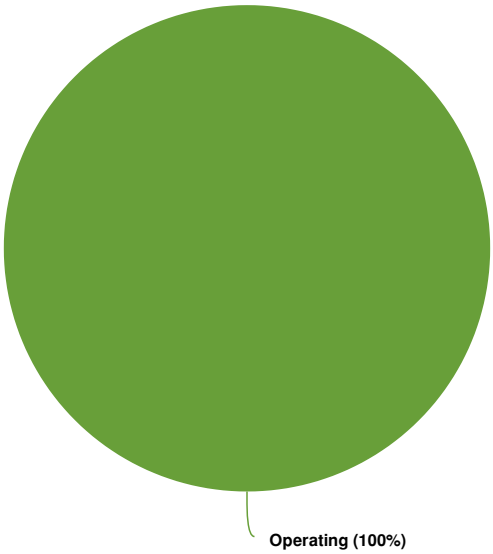

Budgeted and Historical 2023 Revenues by Source

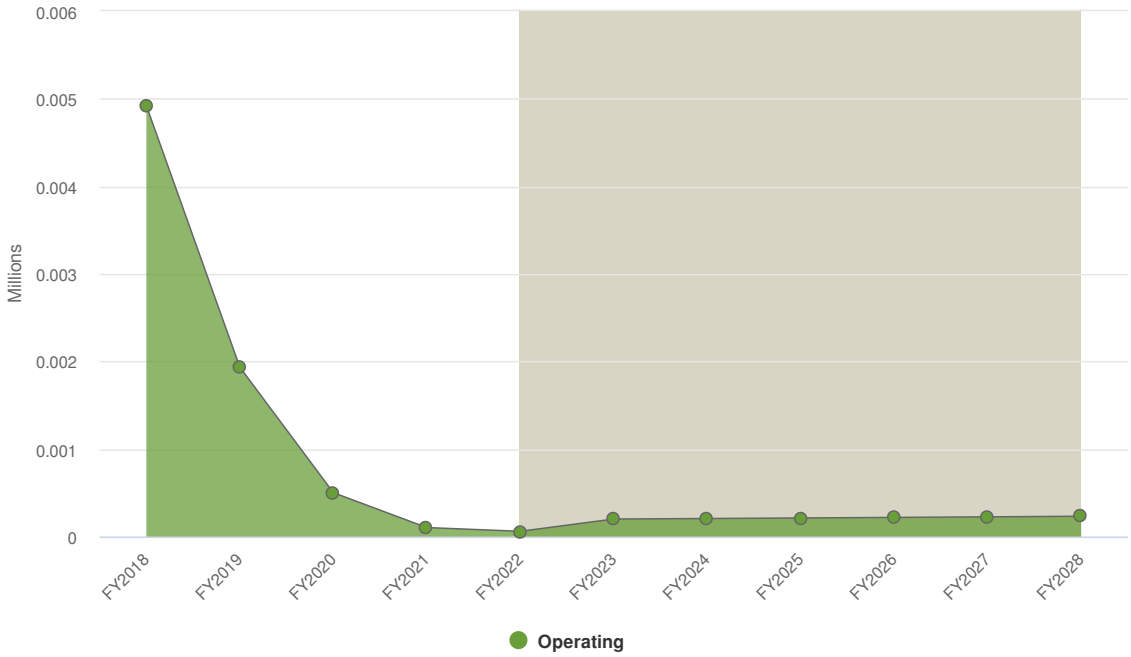

Grey background indicates budgeted figures.

Name	FY2022 Amended Budget	FY2022 Actual	FY2023 Budgeted	FY2022 Amended Budget vs. FY2023 Budgeted (% Change)
Revenue Source				

Name	FY2022 Amended Budget	FY2022 Actual	FY2023 Budgeted	FY2022 Amended Budget vs. FY2023 Budgeted (% Change)
Operating	$60.00	$201.45	$200.00	233.3%
Total Revenue Source:	**$60.00**	**$201.45**	**$200.00**	**233.3%**

Fund Balance

This fund has no required minimum fund balance.

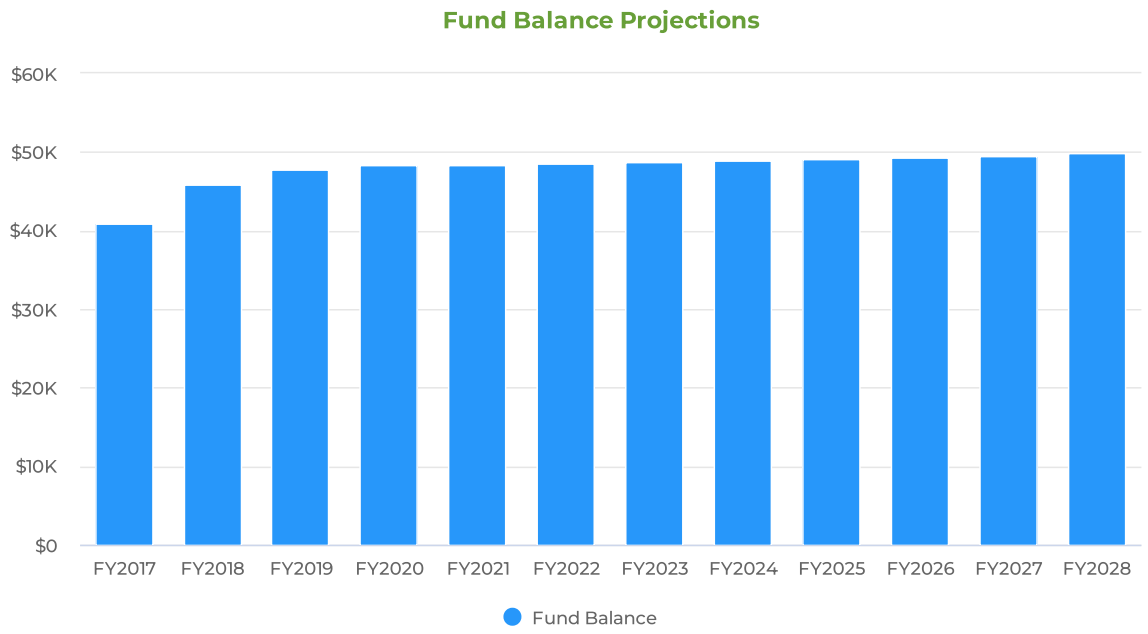

Fed Treasury Police Forfeiture Fund

When the City receives equitably shared property from federal agencies, it is deposited in the Federal Forfeiture Fund. The use of the fund is not as limited as the shared property that was forfeited as a result of a particular federal violation, e.g. use of the funds for drug enforcement. The funds can be used for law enforcement investigations and other law enforcement related activities as allowed.

Summary

The City of Waco is projecting $50 of revenue in FY2023, which represents a 150% increase over the prior year. There are no expenditures budgeted for FY2023 to allow fund balance to accumulate for future use.

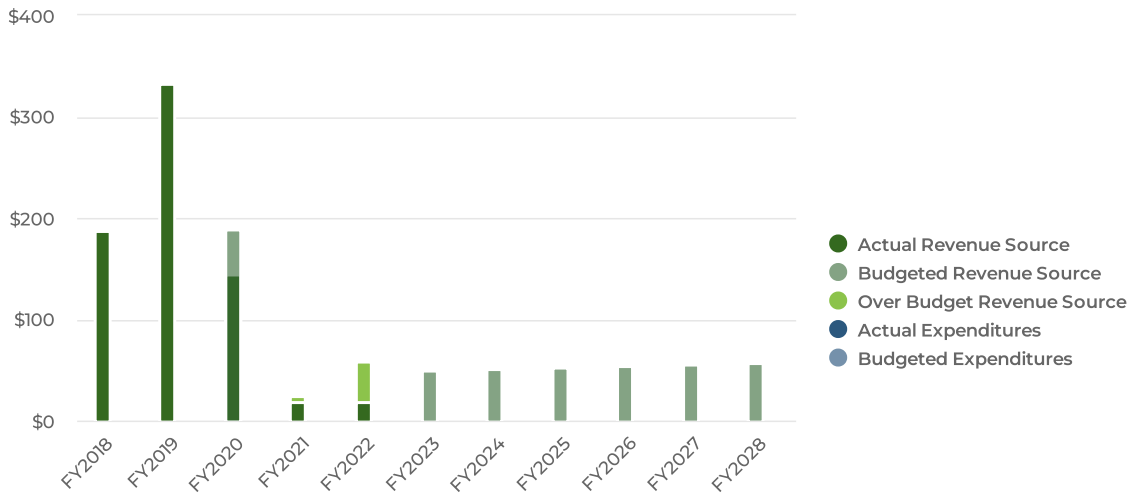

Revenues by Source

Projected 2023 Revenues by Source

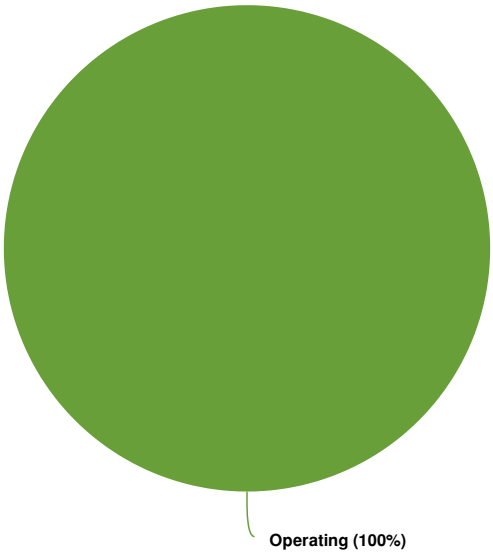

Budgeted and Historical 2023 Revenues by Source

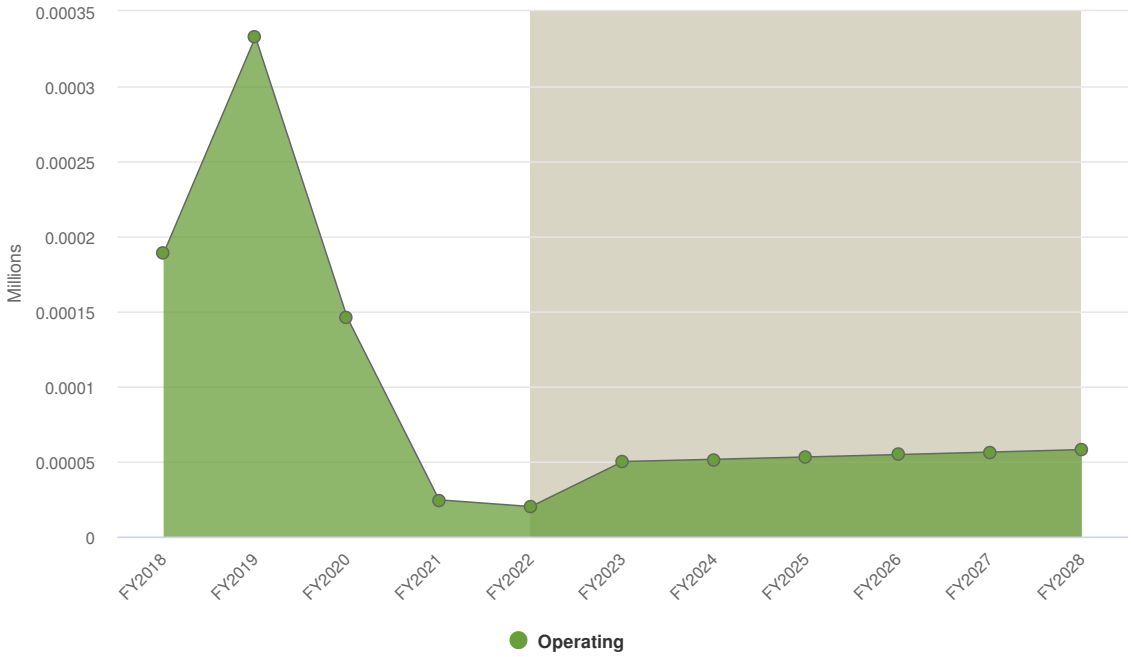

Grey background indicates budgeted figures.

Name	FY2022 Amended Budget	FY2022 Actual	FY2023 Budgeted	FY2022 Amended Budget vs. FY2023 Budgeted (% Change)
Revenue Source				

Name	FY2022 Amended Budget	FY2022 Actual	FY2023 Budgeted	FY2022 Amended Budget vs. FY2023 Budgeted (% Change)
Operating	$20.00	$58.64	$50.00	150%
Total Revenue Source:	**$20.00**	**$58.64**	**$50.00**	**150%**

Fund Balance

This fund has no required minimum fund balance.

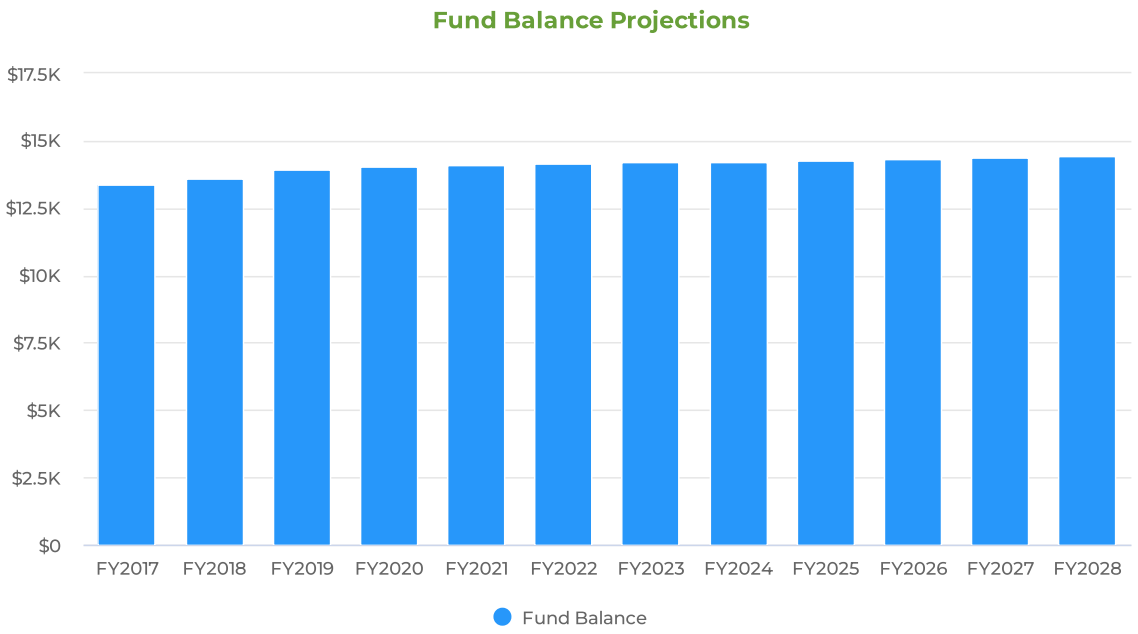

State Chapter 18 Police Forfeiture Fund

State forfeiture funds are deposited into a special fund and may only be used for law enforcement purposes, such as training for officers, specialized investigative equipment and supplies, and items used by officers in direct law enforcement duties. Seizure funds are acquired through the sale of seized property that was used in commission of a crime. The Texas code of criminal procedures authorized the seizure of funds under Chapter 18.

Summary

The City of Waco is projecting $60 of revenue in FY2023, which represents a 200% increase over the prior year. There are no expenditures budgeted for FY2023 to allow fund balance to accumulate for future use.

Revenues by Source

Projected 2023 Revenues by Source

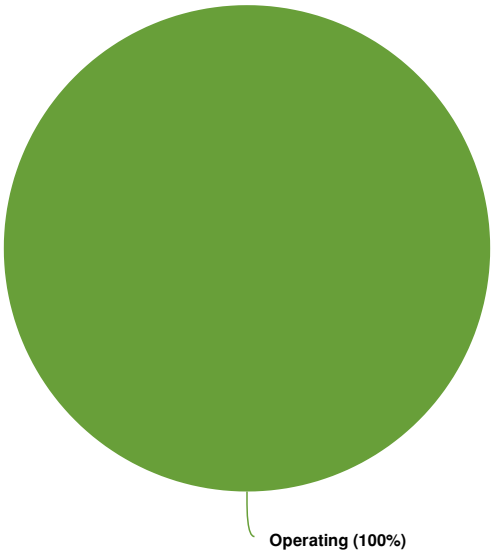

Budgeted and Historical 2023 Revenues by Source

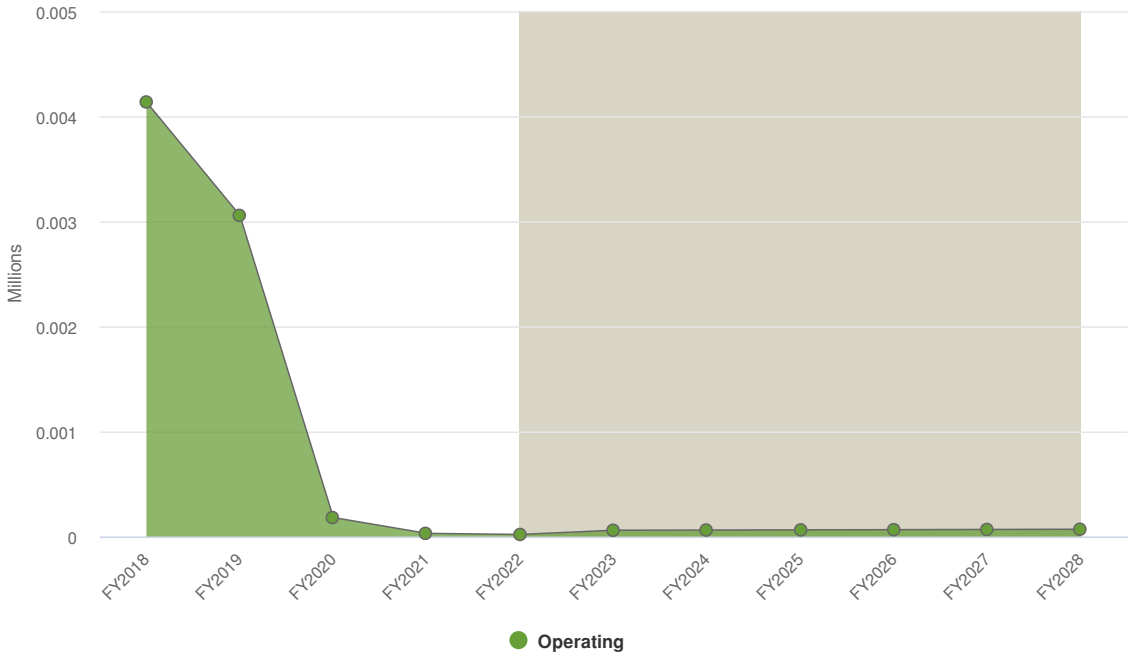

Grey background indicates budgeted figures.

Name	FY2022 Amended Budget	FY2022 Actual	FY2023 Budgeted	FY2022 Amended Budget vs. FY2023 Budgeted (% Change)
Revenue Source				

Name	FY2022 Amended Budget	FY2022 Actual	FY2023 Budgeted	FY2022 Amended Budget vs. FY2023 Budgeted (% Change)
Operating	$20.00	$72.77	$60.00	200%
Total Revenue Source:	**$20.00**	**$72.77**	**$60.00**	**200%**

Fund Balance

This fund has no required minimum fund balance.

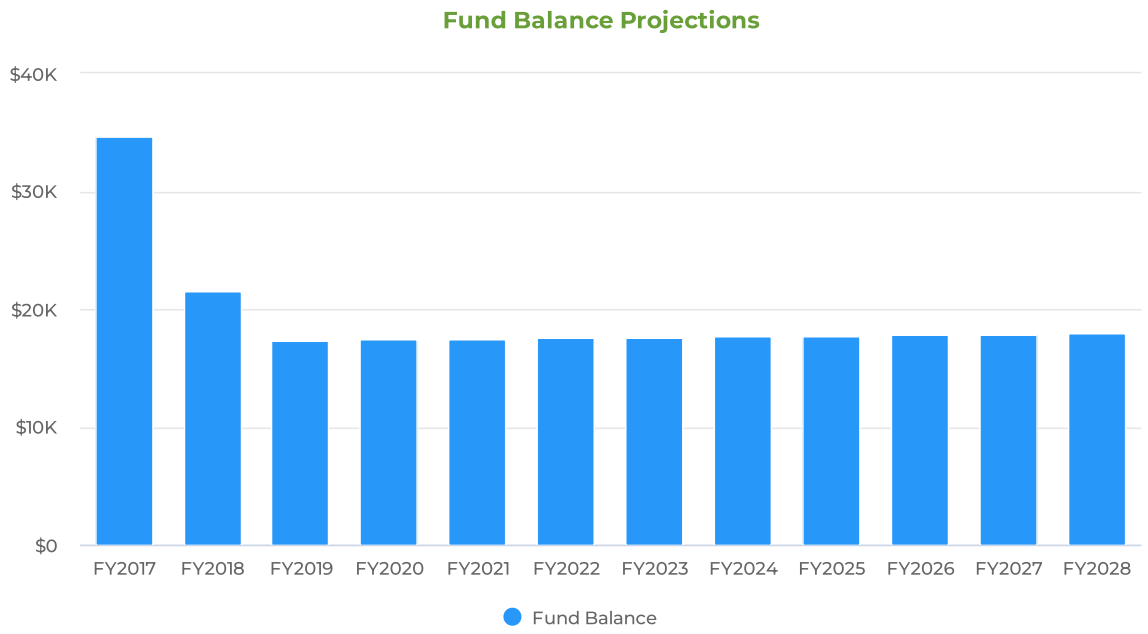

Abandoned Motor Vehicles Fund

Mission
To provide for an accurate accounting of funds received as a result of the disposition of abandoned motor vehicles.

Departmental Overview
The revenue collected in the Abandoned Motor Vehicles Fund accumulates from auction proceeds collected from the sale of abandoned vehicles that have been impounded by the Police Department. Officers impound vehicles for different reasons, including abandonment, for an investigative purpose, because of an arrest or when an owner/operator lacks liability insurance as required by state law. Vehicles that are not reclaimed by the owners or lien holders are auctioned through a monthly, online process.

Chapter 683 of the Texas Transportation Code requires the law enforcement agency to hold the proceeds from the sale of abandoned motor vehicles for 90 days pending owner or lien holder claims. In addition, the code permits funds in excess of $1,000 to be transferred to the municipality's general fund for use by the law enforcement agency.

Summary

The City of Waco is projecting $360K of revenue in FY2023, which represents a 16.7% increase over the prior year. Budgeted expenditures are projected to decrease by 66.7% or $419.25K to $209K in FY2023.

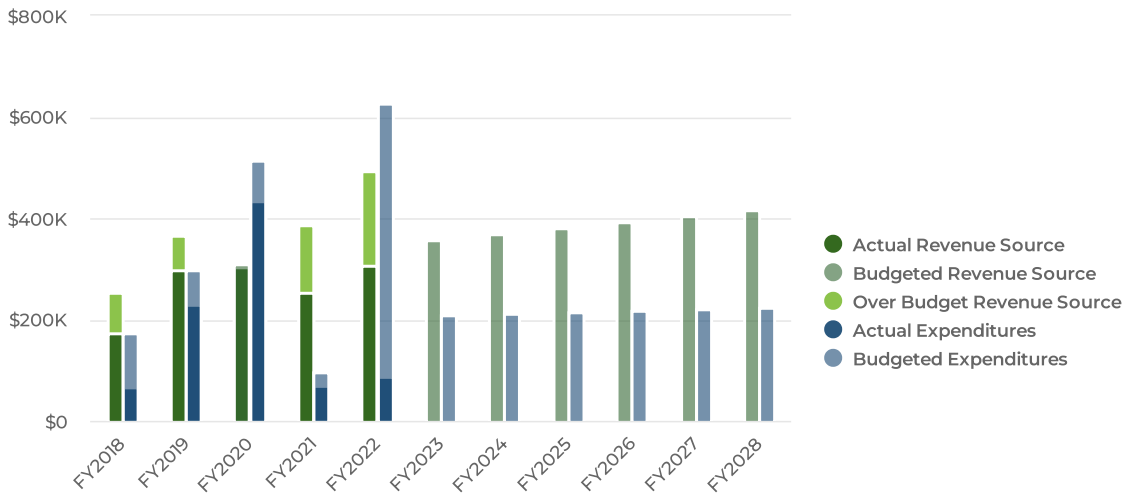

Revenues by Source

Projected 2023 Revenues by Source

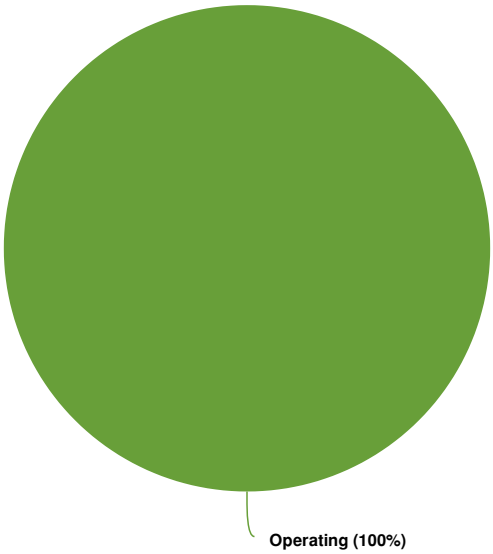

Budgeted and Historical 2023 Revenues by Source

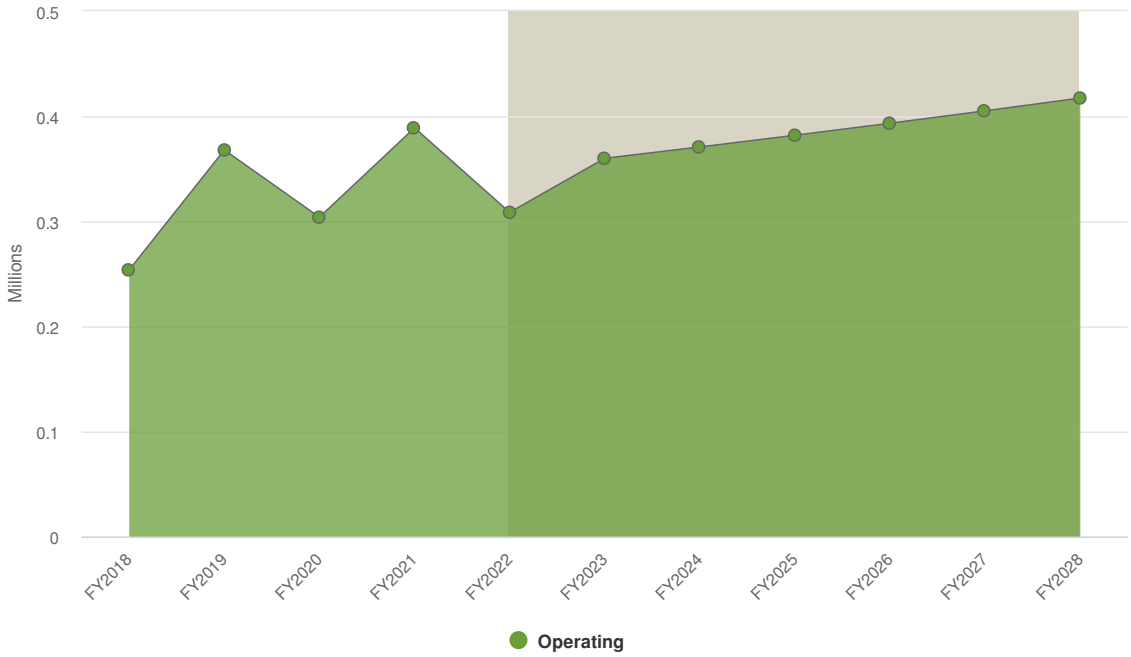

Grey background indicates budgeted figures.

Name	FY2022 Amended Budget	FY2022 Actual	FY2023 Budgeted	FY2022 Amended Budget vs. FY2023 Budgeted (% Change)
Revenue Source				

Name	FY2022 Amended Budget	FY2022 Actual	FY2023 Budgeted	FY2022 Amended Budget vs. FY2023 Budgeted (% Change)
Operating	$308,565.00	$494,653.90	$360,000.00	16.7%
Total Revenue Source:	**$308,565.00**	**$494,653.90**	**$360,000.00**	**16.7%**

Expenditures by Expense Type

Budgeted Expenditures by Expense Type

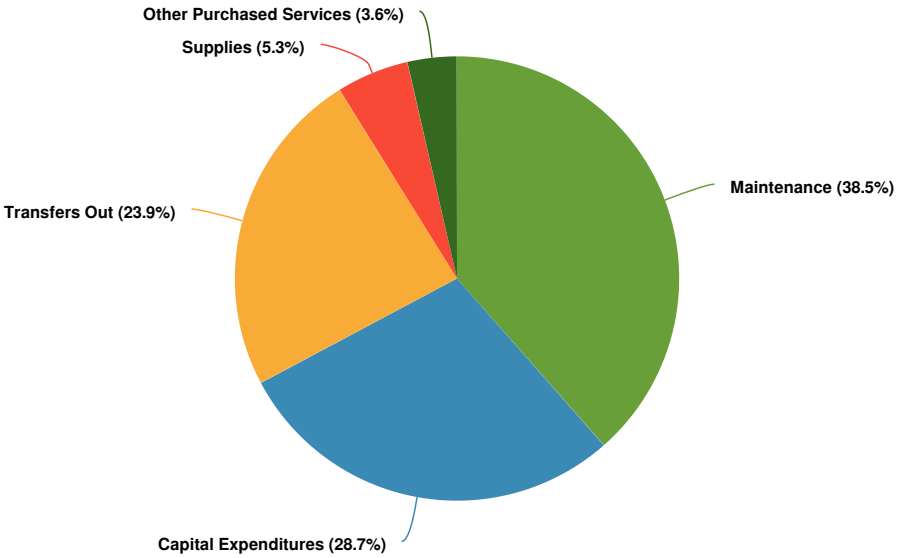

Budgeted and Historical Expenditures by Expense Type

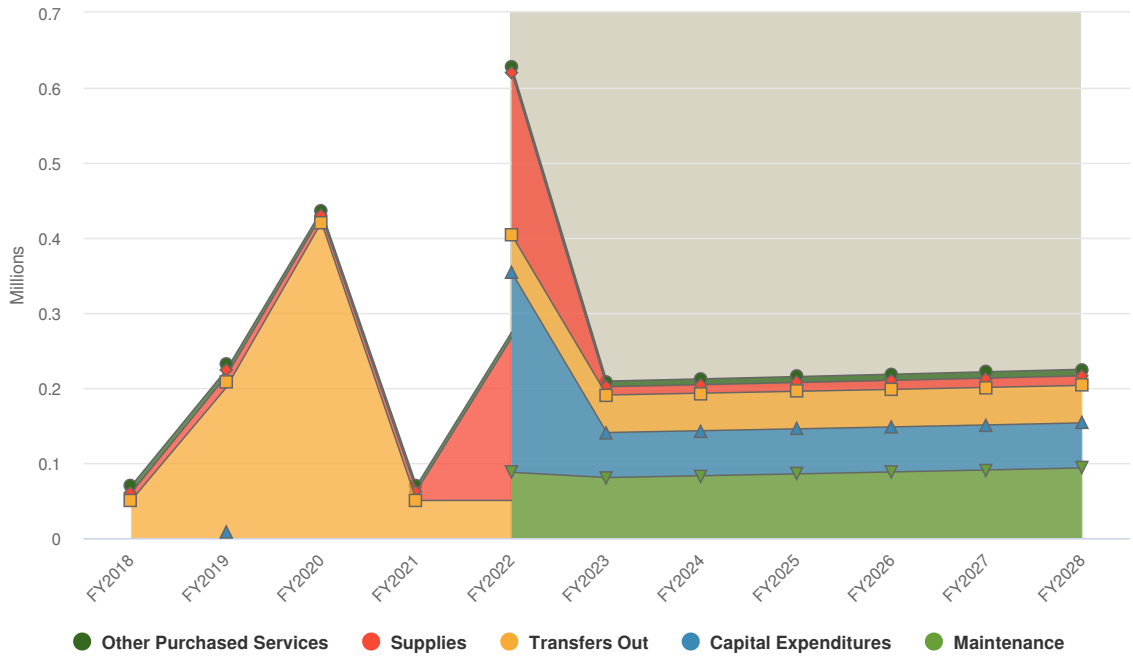

Grey background indicates budgeted figures.

Name	FY2022 Amended Budget	FY2022 Actual	FY2023 Budgeted	FY2022 Amended Budget vs. FY2023 Budgeted (% Change)
Expense Objects				
Maintenance	$87,486.00	$2.00	$80,500.00	-8%
Other Purchased Services	$7,500.00	$5,195.32	$7,500.00	0%
Supplies	$216,828.00	$10,813.82	$11,000.00	-94.9%
Capital Expenditures	$266,436.00	$30,744.75	$60,000.00	-77.5%
Transfers Out	$50,000.00	$41,666.70	$50,000.00	0%
Total Expense Objects:	**$628,250.00**	**$88,422.59**	**$209,000.00**	**-66.7%**

Fund Balance

This fund has no required minimum fund balance.

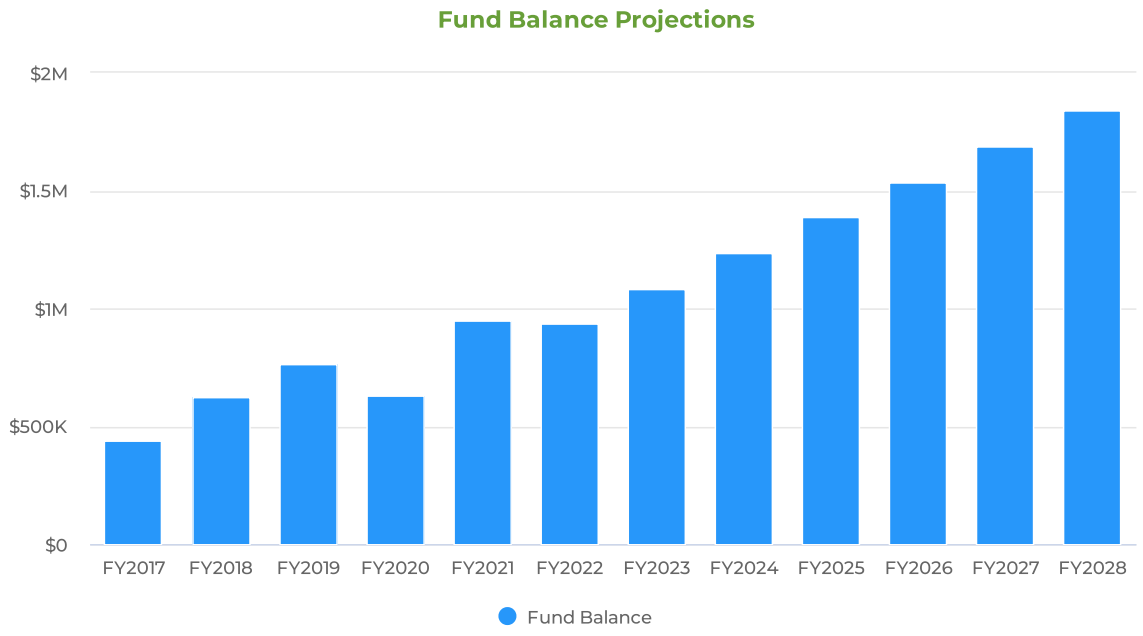

Waco Public Improvement District #1 Fund

Mission
To provide services to the property owners in the Public Improvement District #1 area.

Programs of Service
Public Improvement Districts (PID) collect special assessments on property within its corporate limits and, in the case of cities, within their extraterritorial jurisdiction (ETJ). A PID may be formed to finance needed public improvements.

The Waco Public Improvement District Number One (PID1) was formed by a petition of the property owners that was authorized by City Council in October 2012 for fifteen years under municipal management. The general nature of the proposed improvements and/or enhanced services in the PID1 are overseen by the PID1 Advisory board and recommendations on those services typically come forward to the board through the efforts of three main committees:

1) Design and Service Delivery
2) Marketing and Merchant Support
3) Organization Leadership and Planning

The proposed services are supplemental to the existing level of city services and/or improvements and constitute an added increment to improvements and/or services offered to taxpayers generally. The City continues to provide standard services and improvements in the District as they are currently provided throughout the city. The assessment on real property (including structures or other improvements) located within the PID1 is $0.10 per $100 valuation as determined by McLennan County Appraisal District. Assessment notices and payments are made via the McLennan County Tax Office. The PID1 Advisory Board consists primarily of property owners from the PID1 district (as required by statute) and this board makes recommendations to City Council on the expenditure of the PID assessments for improvements in the PID1 district. The PID1 Board must annually recommend a service plan and budget for the fiscal year which must be approved by City Council. That plan and budget are adopted after a public hearing at which anyone can speak. PID1 Board meetings are held monthly (except for December, March, and July) and are open to the public as well.

Summary

The City of Waco is projecting $683K of revenue in FY2023, which represents a 2.1% increase over the prior year. There are no expenditures budgeted for FY2023 to allow fund balance to accumulate for future use.

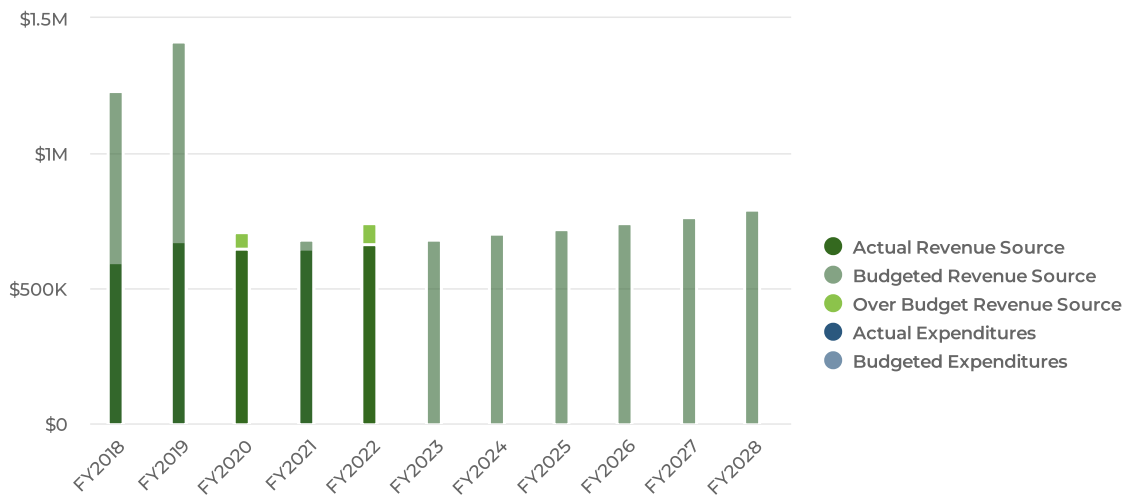

Revenues by Source

Projected 2023 Revenues by Source

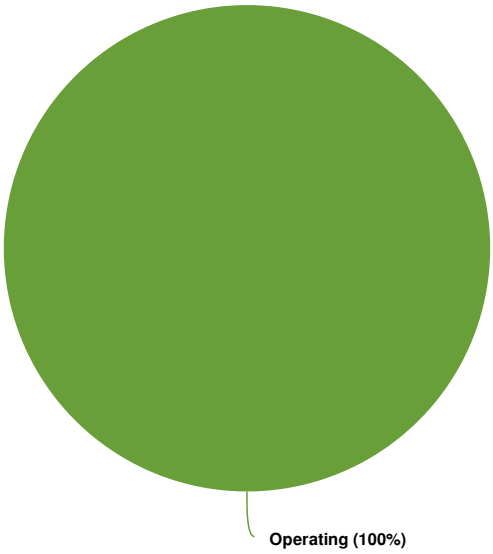

Budgeted and Historical 2023 Revenues by Source

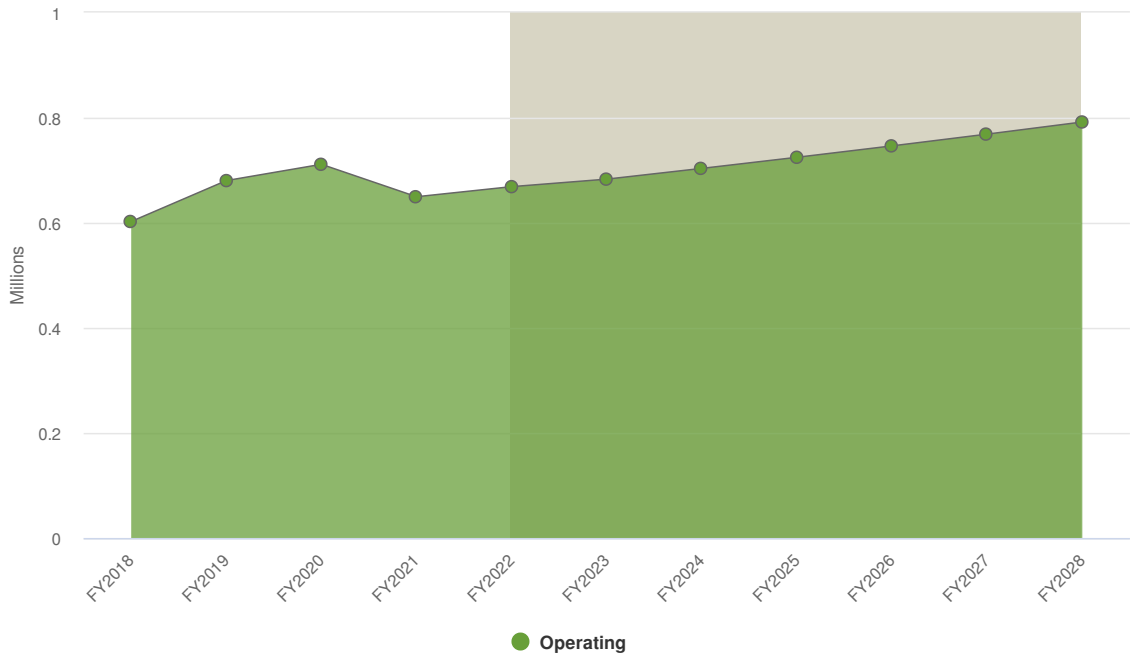

Grey background indicates budgeted figures.

Name	FY2022 Amended Budget	FY2022 Actual	FY2023 Budgeted	FY2022 Amended Budget vs. FY2023 Budgeted (% Change)
Revenue Source				
Operating	$668,704.00	$742,098.96	$683,000.00	2.1%
Total Revenue Source:	**$668,704.00**	**$742,098.96**	**$683,000.00**	**2.1%**

Fund Balance

There is no required minimum fund balance.

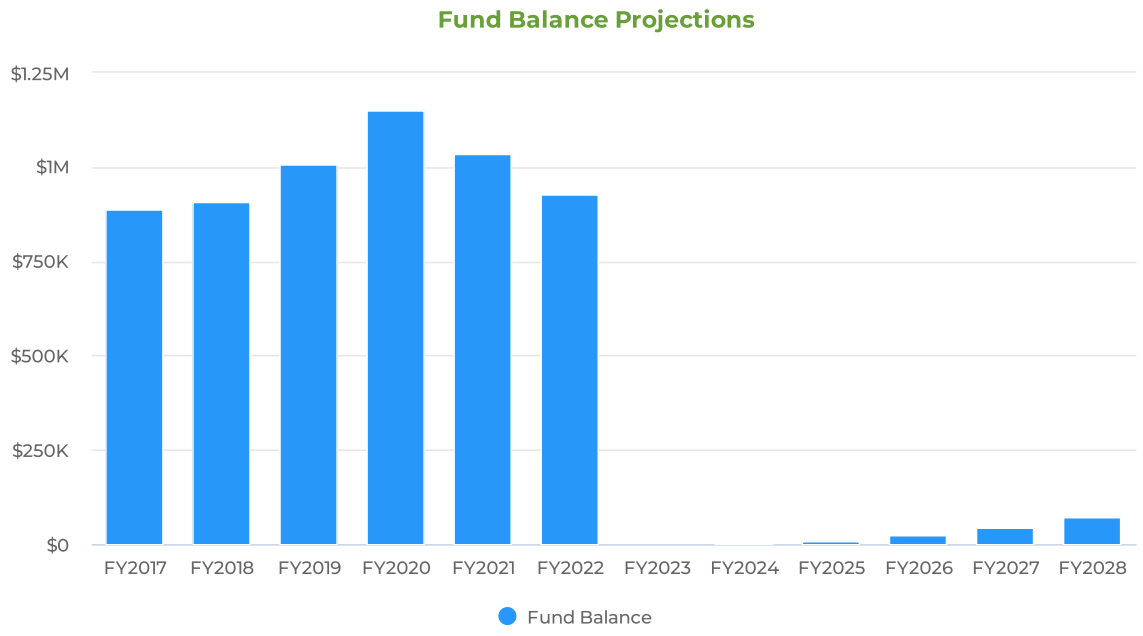

Street Maintenance Fund

The Street Maintenance Fund is new for Fiscal Year 2022-2023. This fund accounts for activities related to the maintenance and preservation of City streets.

Summary

The City of Waco is projecting $2.05M of revenue in FY2023 for the first year of the Streets Maintenance Fund. FY2023 expenditures are also budgeted at $2.05M.

Revenues by Source

Projected 2023 Revenues by Source

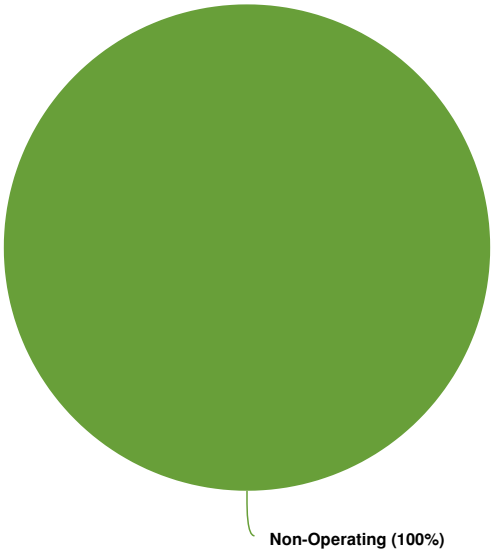

Budgeted and Historical 2023 Revenues by Source

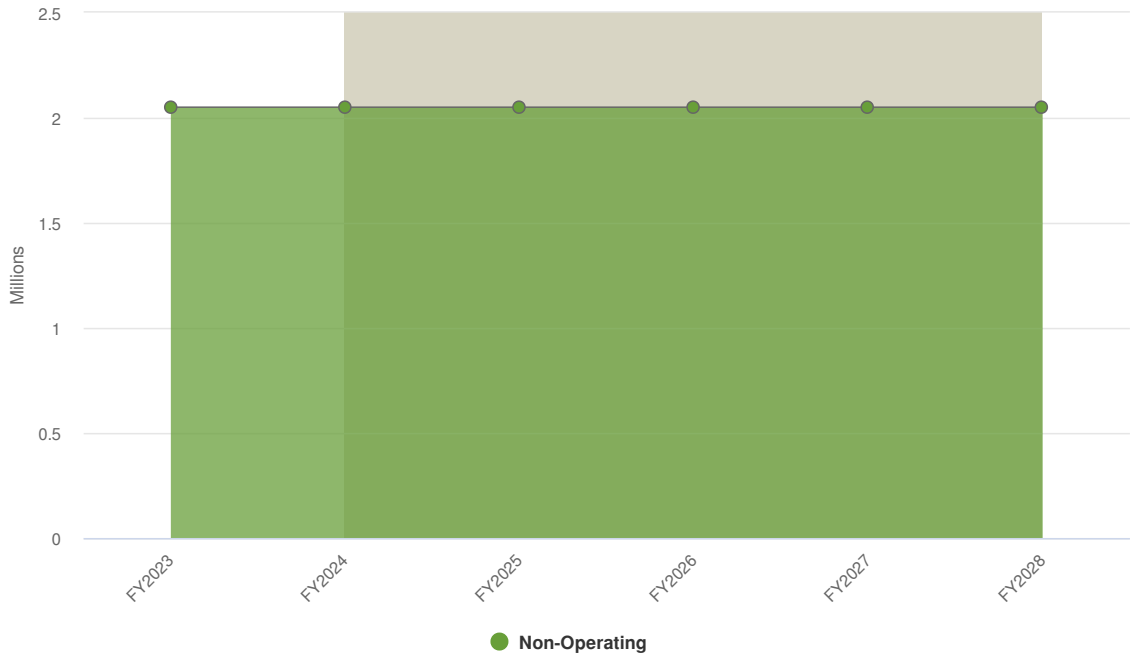

Grey background indicates budgeted figures.

Name	FY2022 Actual	FY2023 Budgeted	FY2022 undefined vs. FY2023 Budgeted (% Change)
Revenue Source			
Non-Operating	$0.00	$2,050,000.00	N/A
Total Revenue Source:	**$0.00**	**$2,050,000.00**	**N/A**

Expenditures by Expense Type

Budgeted Expenditures by Expense Type

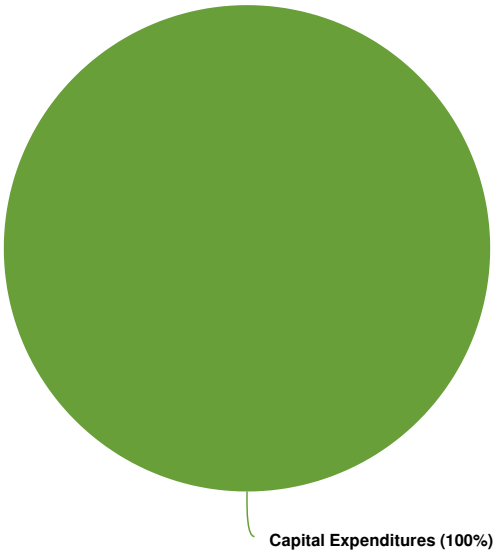

Budgeted and Historical Expenditures by Expense Type

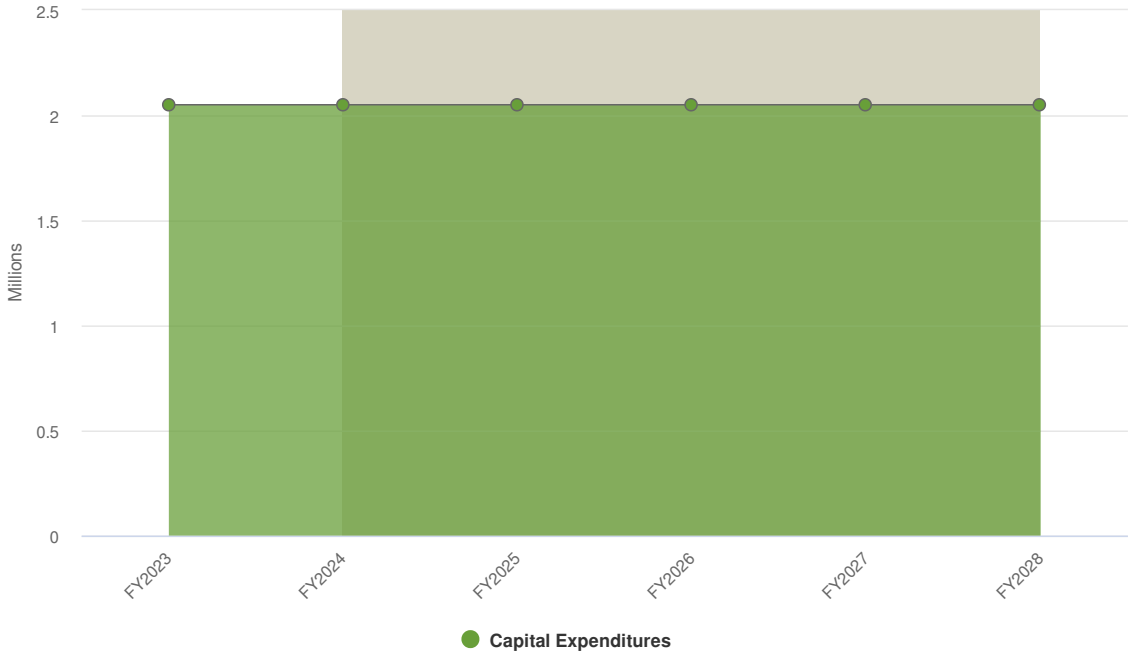

Grey background indicates budgeted figures.

Name	FY2022 Actual	FY2023 Budgeted	FY2022 undefined vs. FY2023 Budgeted (% Change)
Expense Objects			
Capital Expenditures	$0.00	$2,050,000.00	N/A
Total Expense Objects:	**$0.00**	**$2,050,000.00**	**N/A**

Capital Project Funds

The city budgets annually for three capital project funds the Special Projects Reserve Fund, the Capital Equipment Replacement Fund, and the Governmental Vehicle Replacement Fund (formerly the Rolling Stock Fund).

In addition, the City has capital project funds that are budgeted on a project basis using transfers from the General Fund, bond proceeds, or funds from the TIF.

Summary

The City of Waco is projecting $194.03M of revenue in FY2023, which represents a 24.5% decrease over the prior year. Budgeted expenditures are projected to decrease by 31.3% or $93.56M to $205.37M in FY2023.

The prior year information does not include the cash or bond funded capital improvement program (CIP) projects which is new to Fiscal Year 2022-2023.

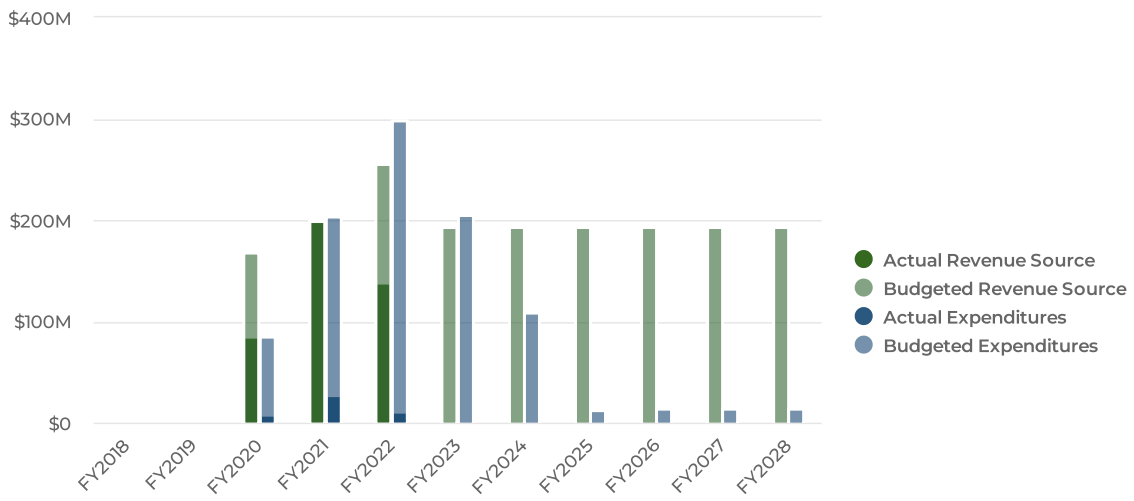

Revenue by Fund

2023 Revenue by Fund

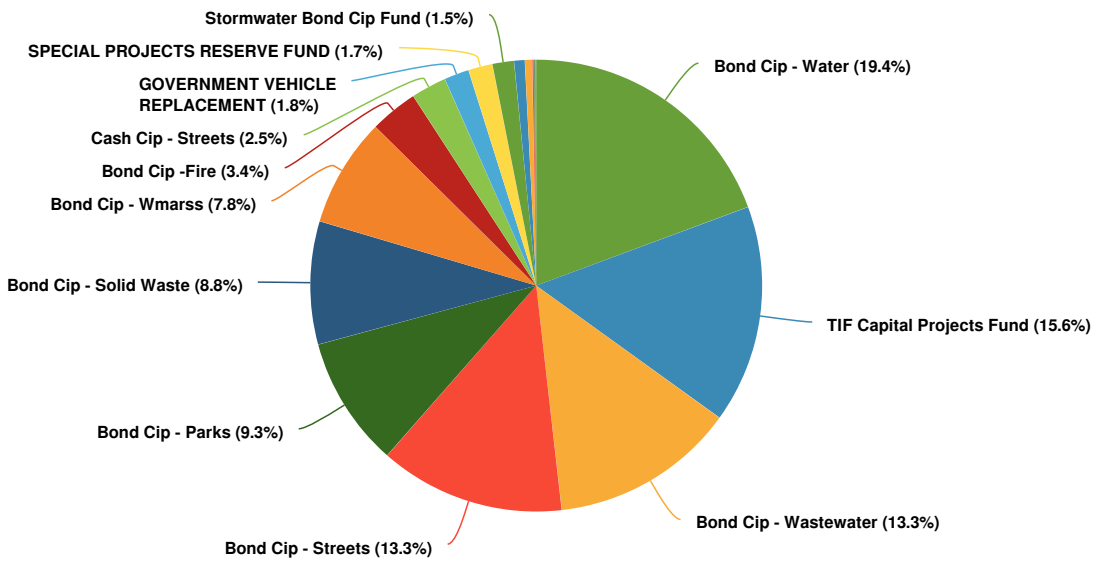

Budgeted and Historical 2023 Revenue by Fund

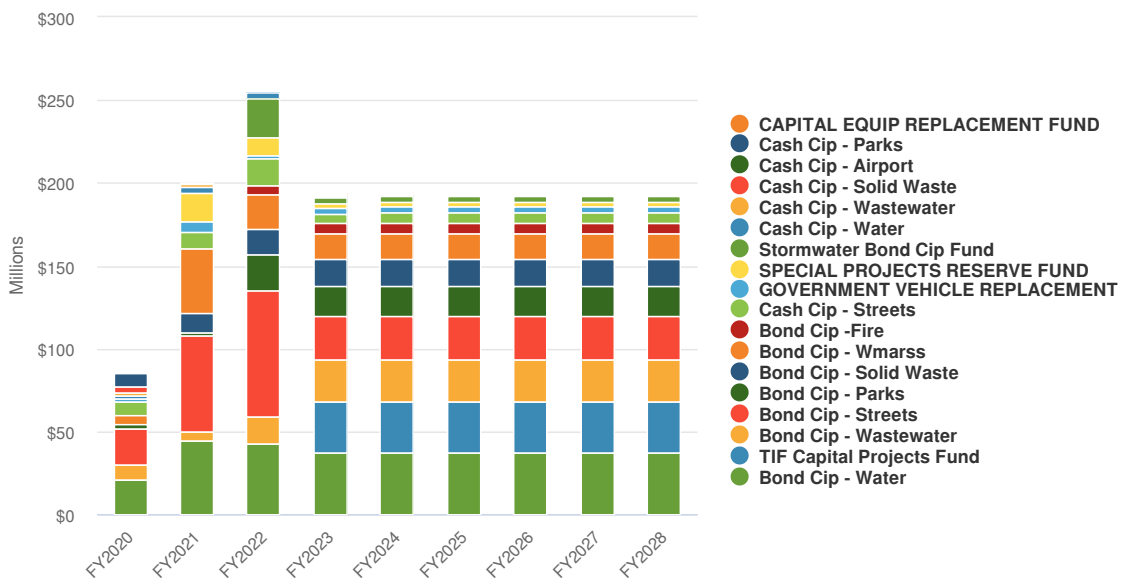

Name	FY2022 Amended Budget	FY2022 Actual	FY2023 Budgeted	FY2022 Amended Budget vs. FY2023 Budgeted (% Change)
SPECIAL PROJECTS RESERVE FUND	$11,000,000.00	$16,114,833.09	$3,360,000.00	-69.5%
CAPITAL EQUIP REPLACEMENT FUND	$0.00	$0.00	$70,630.00	N/A
GOVERNMENT VEHICLE REPLACEMENT	$1,700,000.00	$1,700,000.00	$3,468,173.00	104%
TIF Capital Projects Fund	$0.00	$0.00	$30,250,000.00	N/A

Name	FY2022 Amended Budget	FY2022 Actual	FY2023 Budgeted	FY2022 Amended Budget vs. FY2023 Budgeted (% Change)
Cash Cip - Parks	$0.00	$0.00	$120,000.00	N/A
Cash Cip - Streets	$16,100,000.00	$8,050,000.00	$4,900,000.00	-69.6%
Bond Cip - Parks	$21,890,000.00	$10,945,000.00	$18,110,000.00	-17.3%
Bond Cip - Streets	$76,075,800.00	$40,392,482.31	$25,735,000.00	-66.2%
Bond Cip -Fire	$5,257,500.00	$1,630,000.00	$6,655,000.00	26.6%
Cash Cip - Water	$3,000,000.00	$1,500,000.00	$1,500,000.00	-50%
Bond Cip - Water	$43,000,000.00	$22,000,000.00	$37,548,000.00	-12.7%
Cash Cip - Wastewater	$1,000,000.00	$1,000,000.00	$1,000,000.00	0%
Bond Cip - Wastewater	$16,000,000.00	$5,000,000.00	$25,740,000.00	60.9%
Bond Cip - Wmarss	$21,000,000.00	$10,500,000.00	$15,140,000.00	-27.9%
Cash Cip - Solid Waste	$0.00	$0.00	$232,000.00	N/A
Bond Cip - Solid Waste	$15,300,000.00	$7,650,000.00	$17,082,000.00	11.6%
Cash Cip - Airport	$1,584,000.00	$792,000.00	$122,500.00	-92.3%
Stormwater Bond Cip Fund	$24,000,000.00	$12,000,000.00	$3,000,000.00	-87.5%
Total:	**$256,907,300.00**	**$139,274,315.40**	**$194,033,303.00**	**-24.5%**

Revenues by Source

Projected 2023 Revenues by Source

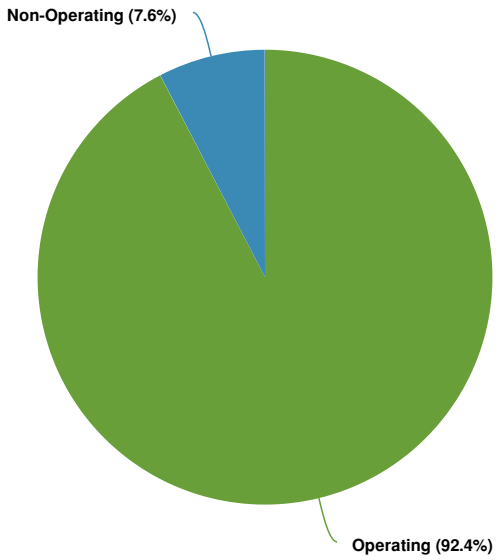

Budgeted and Historical 2023 Revenues by Source

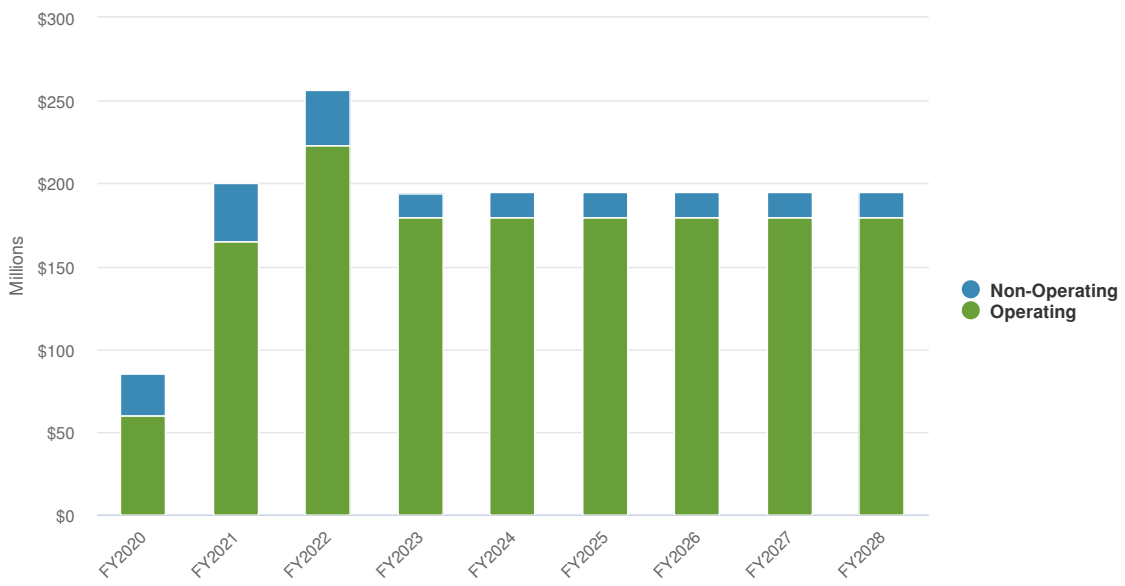

Name	FY2022 Amended Budget	FY2022 Actual	FY2023 Budgeted	FY2022 Amended Budget vs. FY2023 Budgeted (% Change)
Revenue Source				
Operating	$222,523,300.00	$114,017,482.31	$179,260,000.00	-19.4%
Non-Operating	$34,384,000.00	$25,256,833.09	$14,773,303.00	-57%
Total Revenue Source:	**$256,907,300.00**	**$139,274,315.40**	**$194,033,303.00**	**-24.5%**

Expenditures by Fund

2023 Expenditures by Fund

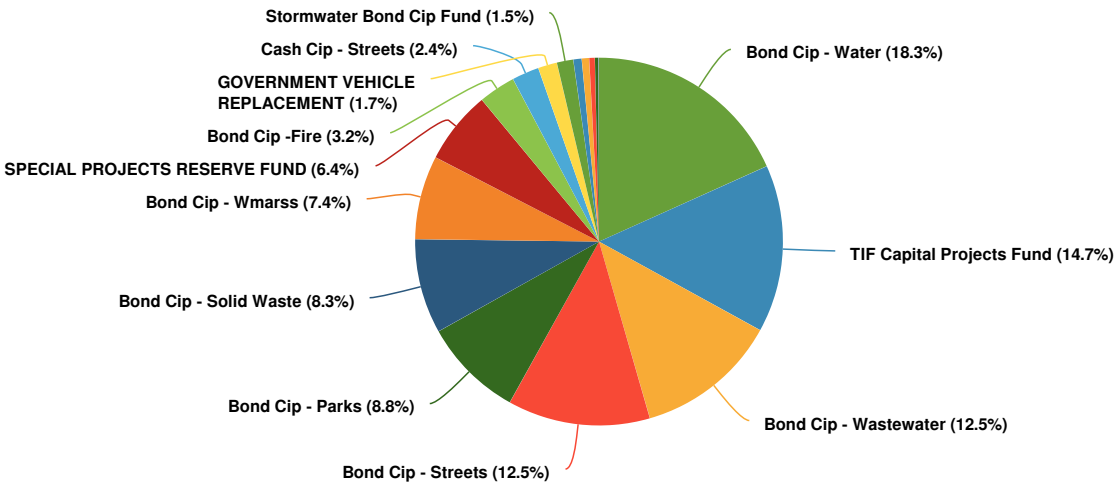

Budgeted and Historical 2023 Expenditures by Fund

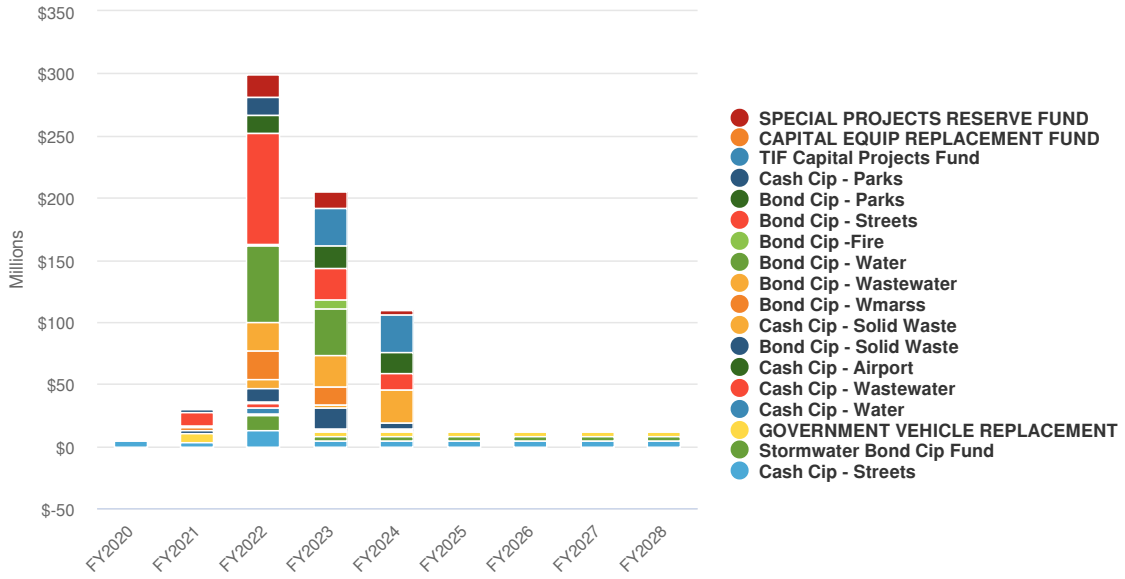

Name	FY2022 Amended Budget	FY2022 Actual	FY2023 Budgeted	FY2022 Amended Budget vs. FY2023 Budgeted (% Change)
SPECIAL PROJECTS RESERVE FUND	$18,069,255.00	$11,587,172.19	$13,200,000.00	-26.9%
GOVERNMENT VEHICLE REPLACEMENT	$1,744,508.50	$249,658.50	$3,430,000.00	96.6%
TIF Capital Projects Fund	$0.00	$0.00	$30,250,000.00	N/A
Cash Cip - Parks	$14,574,332.90	$0.00	$120,000.00	-99.2%

Name	FY2022 Amended Budget	FY2022 Actual	FY2023 Budgeted	FY2022 Amended Budget vs. FY2023 Budgeted (% Change)
Cash Cip - Streets	$12,825,256.62	$0.00	$4,900,000.00	-61.8%
Bond Cip - Parks	$14,096,581.03	$0.00	$18,110,000.00	28.5%
Bond Cip - Streets	$89,012,742.27	$0.00	$25,735,000.00	-71.1%
Bond Cip -Fire	$1,630,000.00	$0.00	$6,655,000.00	308.3%
Cash Cip - Water	$5,000,000.00	$0.00	$1,500,000.00	-70%
Bond Cip - Water	$61,530,041.80	$0.00	$37,548,000.00	-39%
Cash Cip - Wastewater	$3,250,000.00	$0.00	$1,000,000.00	-69.2%
Bond Cip - Wastewater	$22,889,254.86	$0.00	$25,740,000.00	12.5%
Bond Cip - Wmarss	$23,002,062.08	$0.00	$15,140,000.00	-34.2%
Cash Cip - Solid Waste	$7,421,729.73	$0.00	$1,331,000.00	-82.1%
Bond Cip - Solid Waste	$11,087,404.65	$0.00	$17,082,000.00	54.1%
Cash Cip - Airport	$792,000.00	$0.00	$624,000.00	-21.2%
Stormwater Bond Cip Fund	$12,000,000.00	$0.00	$3,000,000.00	-75%
Total:	**$298,925,169.44**	**$11,836,830.69**	**$205,365,000.00**	**-31.3%**

Expenditures by Expense Type

Budgeted Expenditures by Expense Type

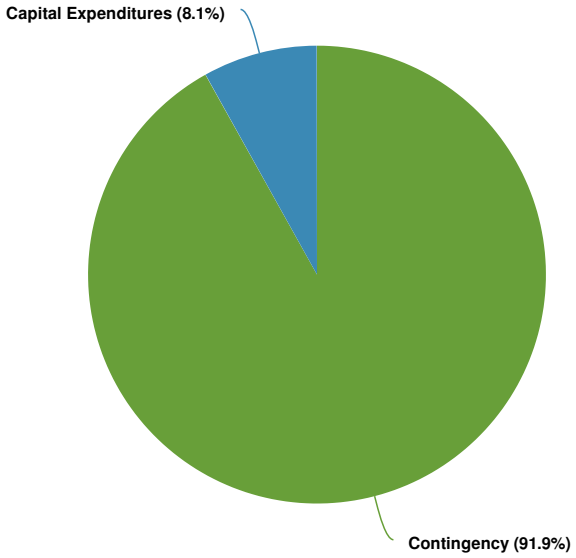

Budgeted and Historical Expenditures by Expense Type

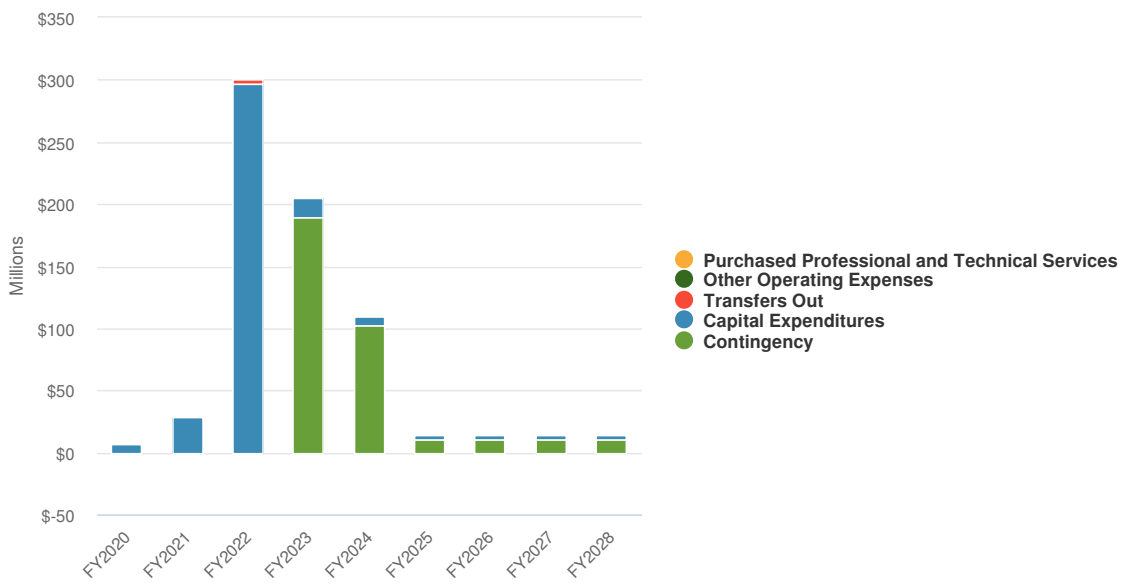

Name	FY2022 Amended Budget	FY2022 Actual	FY2023 Budgeted	FY2022 Amended Budget vs. FY2023 Budgeted (% Change)
Expense Objects				
Purchased Professional and Technical Services	-$10,166.00	$0.00	$0.00	-100%
Other Operating Expenses	-$1,079,460.00			-100%
Capital Expenditures	$296,315,001.00	$7,919,830.69	$16,630,000.00	-94.4%
Transfers Out	$3,917,000.00	$3,917,000.00	$0.00	-100%
Contingency	-$217,205.56	$0.00	$188,735,000.00	-86,992.3%
Total Expense Objects:	**$298,925,169.44**	**$11,836,830.69**	**$205,365,000.00**	**-31.3%**

Special Projects Reserve Fund

The City has established a special projects reserve fund to help fund capital projects with one -time revenues and excess reserves from the General Fund. The fund will be utilized to help fulfill and achieve the strategic goals and objectives outlined by the Mayor and City Council to build a high performing government and improve infrastructure. The use of the funds will have an established plan approved by the Mayor and Council on an annual basis.

Summary

The City of Waco is projecting $3.36M of revenue in FY2023, which represents a 69.5% decrease over the prior year. Budgeted expenditures are projected to decrease by 26.9% or $4.87M to $13.2M in FY2023.

This fund's expenditure budget and revenues will fluctuate each year based on special projects that are planned utilizing one-time revenues and excess fund balance above the policy requirements in the General Fund.

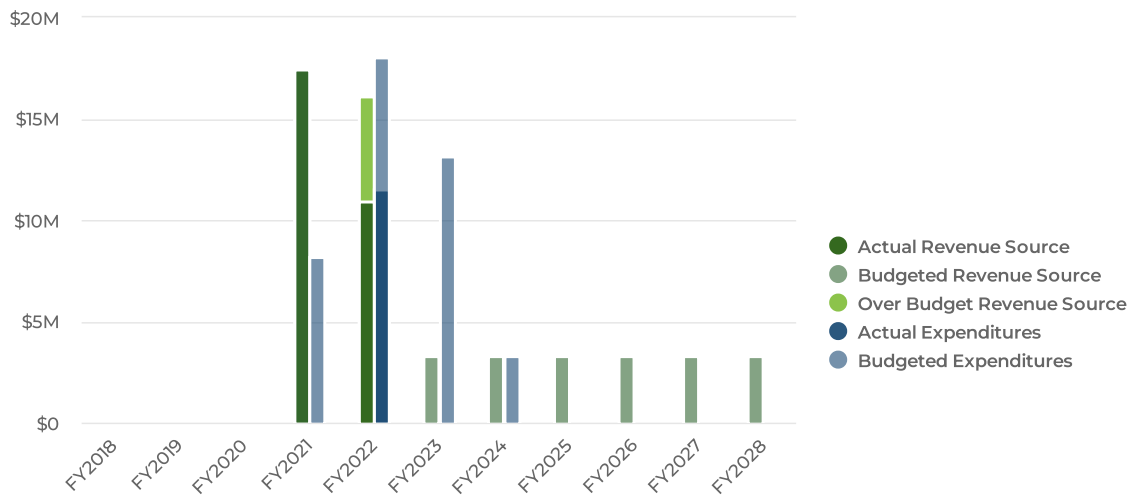

Revenues by Source

Projected 2023 Revenues by Source

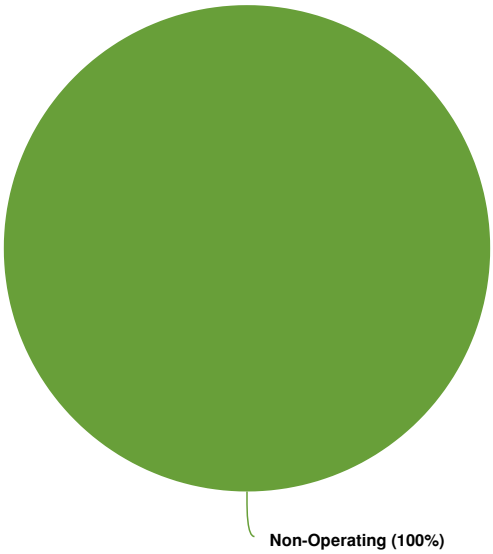

Budgeted and Historical 2023 Revenues by Source

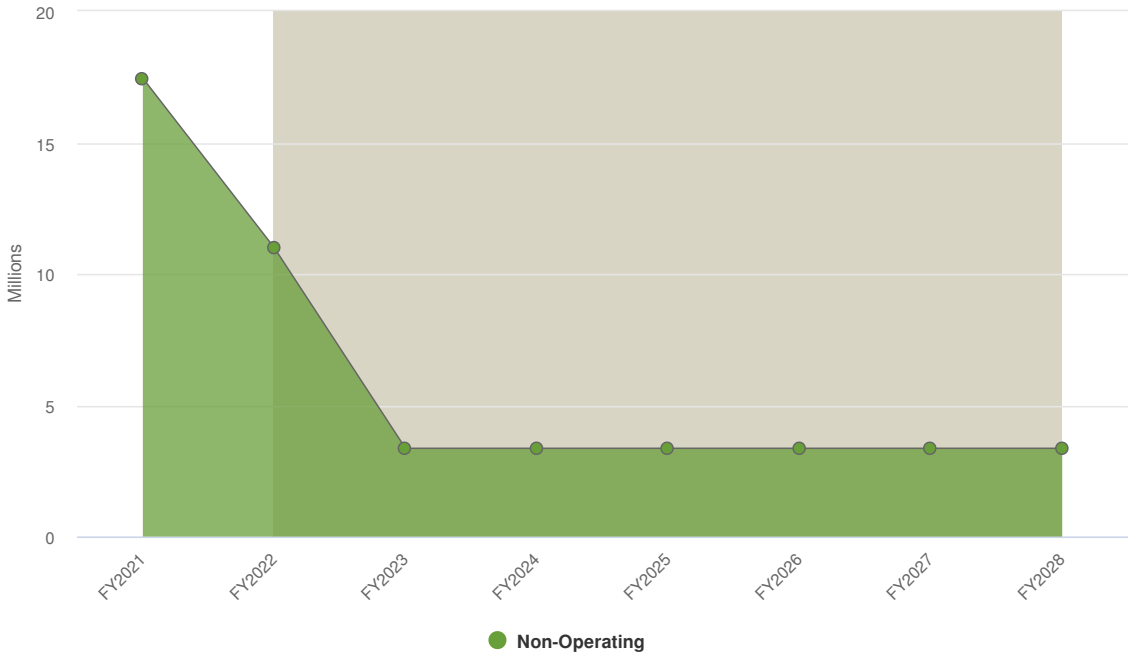

Grey background indicates budgeted figures.

Name	FY2022 Amended Budget	FY2022 Actual	FY2023 Budgeted	FY2022 Amended Budget vs. FY2023 Budgeted (% Change)
Revenue Source				

Name	FY2022 Amended Budget	FY2022 Actual	FY2023 Budgeted	FY2022 Amended Budget vs. FY2023 Budgeted (% Change)
Operating	$0.00	$3,900,000.00	$0.00	0%
Non-Operating	$11,000,000.00	$12,214,833.09	$3,360,000.00	-69.5%
Total Revenue Source:	**$11,000,000.00**	**$16,114,833.09**	**$3,360,000.00**	**-69.5%**

Expenditures by Expense Type

Budgeted Expenditures by Expense Type

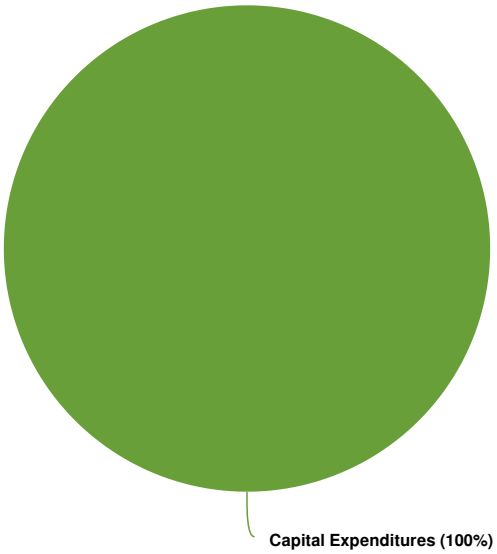

Budgeted and Historical Expenditures by Expense Type

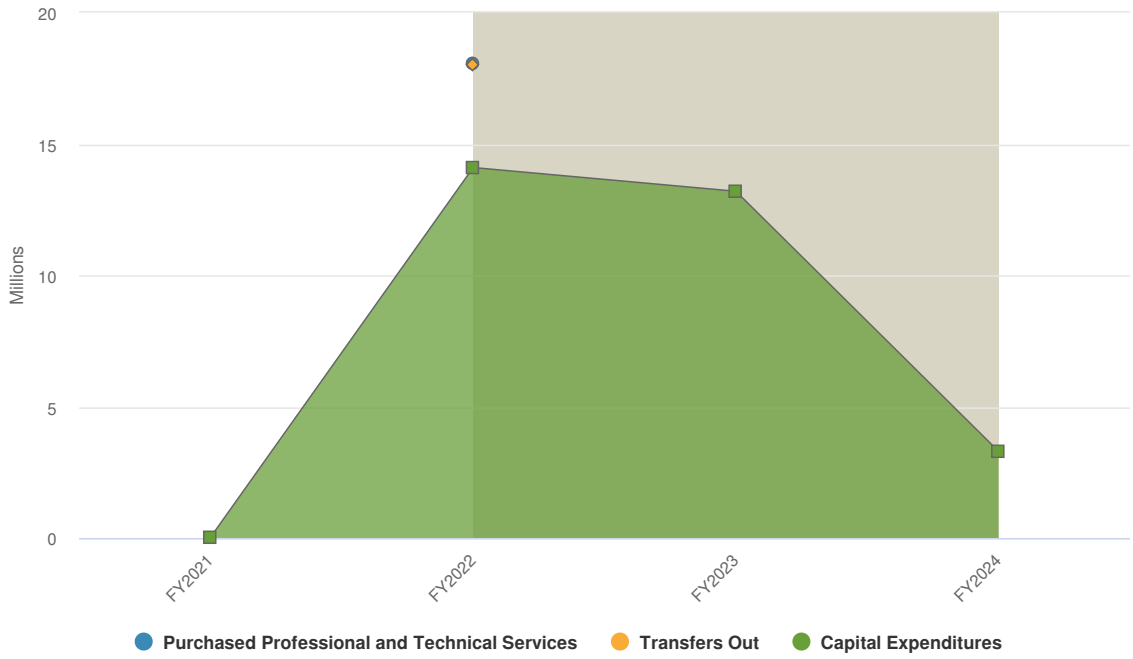

Grey background indicates budgeted figures.

Name	FY2022 Amended Budget	FY2022 Actual	FY2023 Budgeted	FY2022 Amended Budget vs. FY2023 Budgeted (% Change)
Expense Objects				
Purchased Professional and Technical Services	$50,000.00	$0.00	$0.00	-100%
Capital Expenditures	$14,102,255.00	$7,670,172.19	$13,200,000.00	-6.4%
Transfers Out	$3,917,000.00	$3,917,000.00	$0.00	-100%
Total Expense Objects:	**$18,069,255.00**	**$11,587,172.19**	**$13,200,000.00**	**-26.9%**

Fund Balance

There is no minimum fund balance required for this fund. This fund is comprised of one-time revenues and excess General Fund fund balance above policy requirements. The funds are intended to be used for one time purposes such as capital projects.

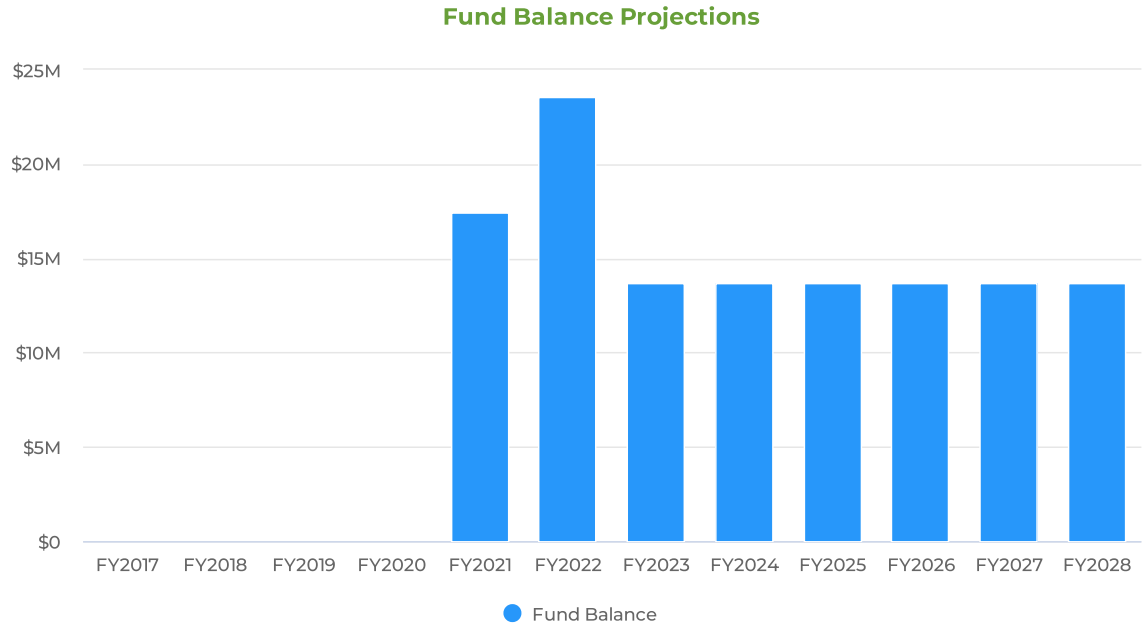

Governmental Vehicle Replacement Fund

The City has established the Governmental Vehicle Replacement Fund (formerly the Rolling Stock Fund) to finance the replacement of vehicles and small equipment utilized by Governmental Fund departments. Vehicle replacements are made based on an evaluation of the vehicle's condition, age and operating cost. This fund's source of revenue is bond interest earnings and transfers from the General Fund.

Summary

The City of Waco is projecting $3.47M of revenue in FY2023, which represents a 104% increase over the prior year. Budgeted expenditures are projected to increase by 96.62% or $1.69M to $3.43M in FY2023.

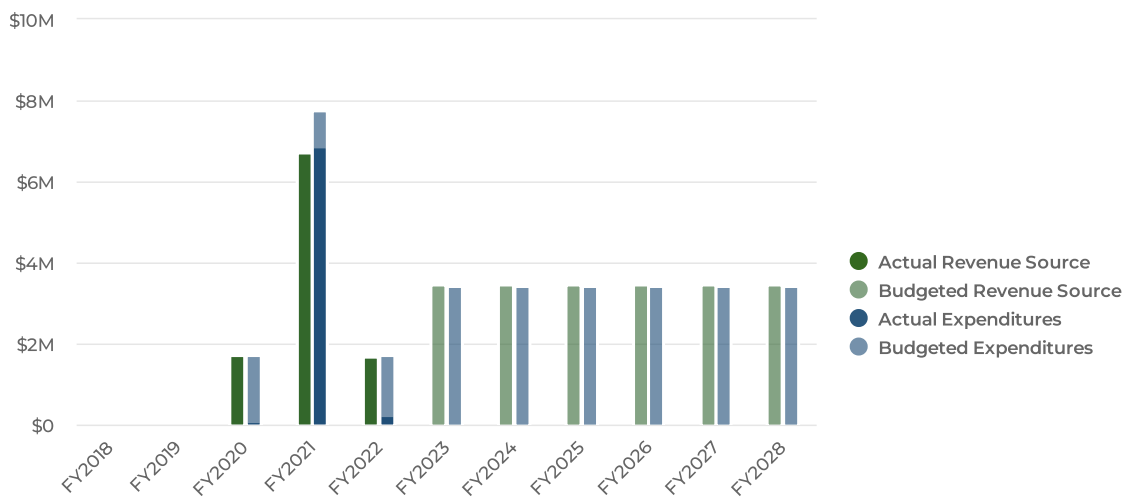

Beginning in Fiscal Year 2023, the General Fund will begin transferring sufficient funds to replace vehicles on a consistent and annual basis as the city implements the Fleet Study.

Revenues by Source

Projected 2023 Revenues by Source

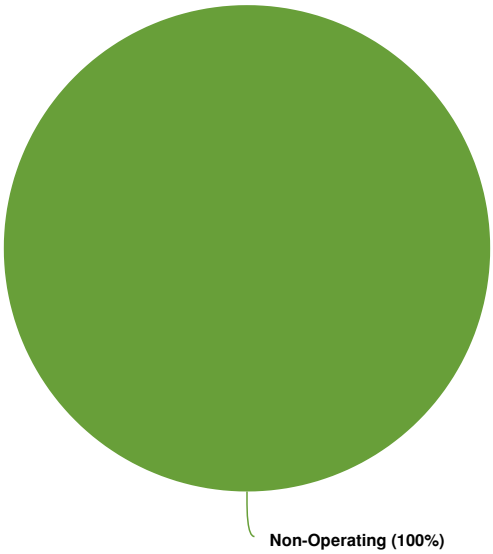

Budgeted and Historical 2023 Revenues by Source

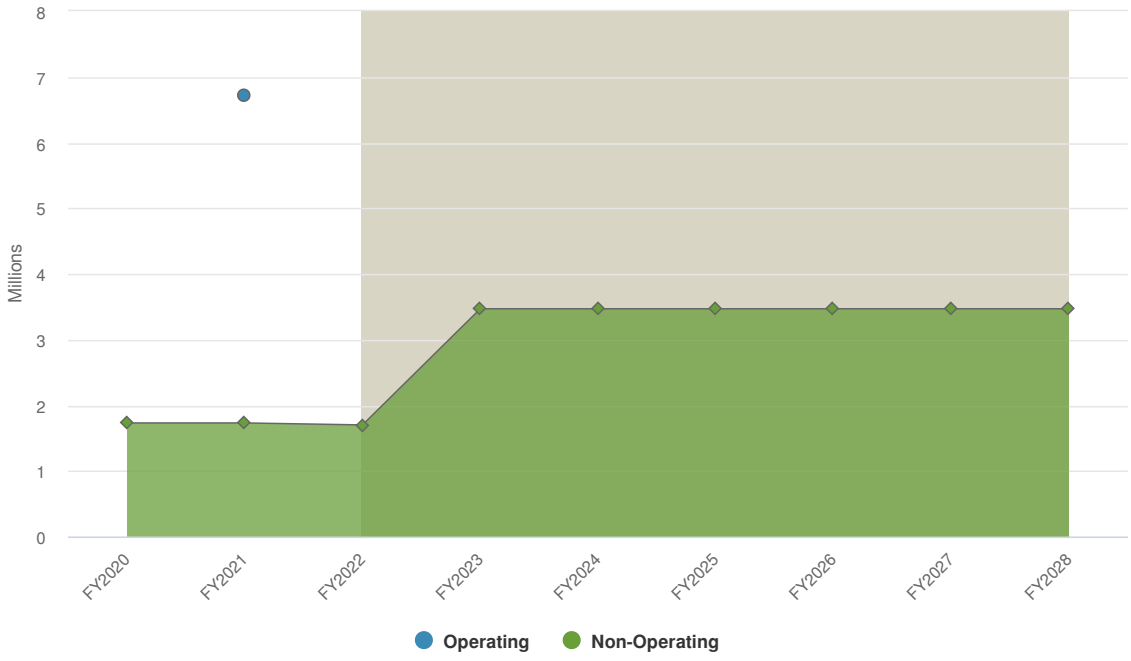

Grey background indicates budgeted figures.

Name	FY2022 Amended Budget	FY2022 Actual	FY2023 Budgeted	FY2022 Amended Budget vs. FY2023 Budgeted (% Change)
Revenue Source				

Name	FY2022 Amended Budget	FY2022 Actual	FY2023 Budgeted	FY2022 Amended Budget vs. FY2023 Budgeted (% Change)
Non-Operating	$1,700,000.00	$1,700,000.00	$3,468,173.00	104%
Total Revenue Source:	**$1,700,000.00**	**$1,700,000.00**	**$3,468,173.00**	**104%**

Expenditures by Expense Type

Budgeted Expenditures by Expense Type

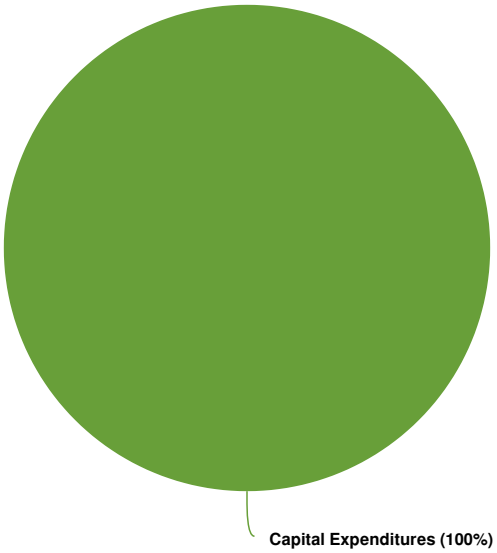

Budgeted and Historical Expenditures by Expense Type

Grey background indicates budgeted figures.

Name	FY2022 Amended Budget	FY2022 Actual	FY2023 Budgeted	FY2022 Amended Budget vs. FY2023 Budgeted (% Change)
Expense Objects				
Capital Expenditures	$1,744,508.50	$249,658.50	$3,430,000.00	96.6%
Total Expense Objects:	**$1,744,508.50**	**$249,658.50**	**$3,430,000.00**	**96.6%**

Fund Balance

There is no minimum required fund balance for this fund.

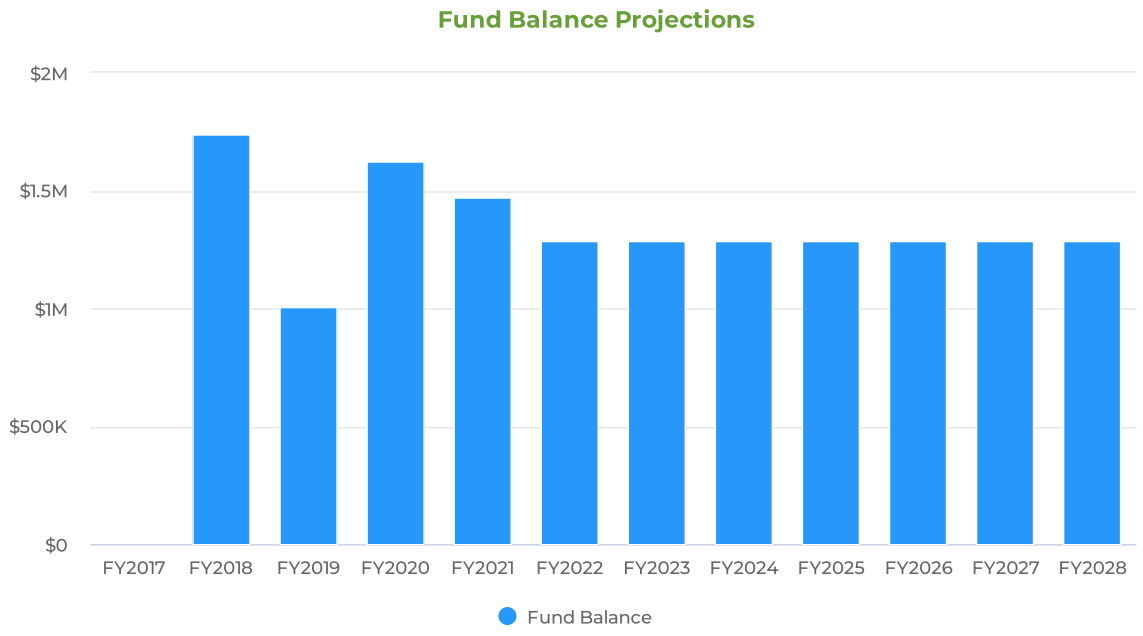

Capital Equipment Replacement Fund

The City has established the capital equipment replacement fund to help stabilize cash flows associated with the replacement of large capital assets. The General Fund contributes a portion of available reserves each year to build adequate capacity to manage capital replacement needs.

Summary

The City of Waco is projecting $70.63K of revenue in FY2023. This fund will receive transfers from governmental funds to plan for future equipment replacements. There are no budgeted expenditures in FY2023.

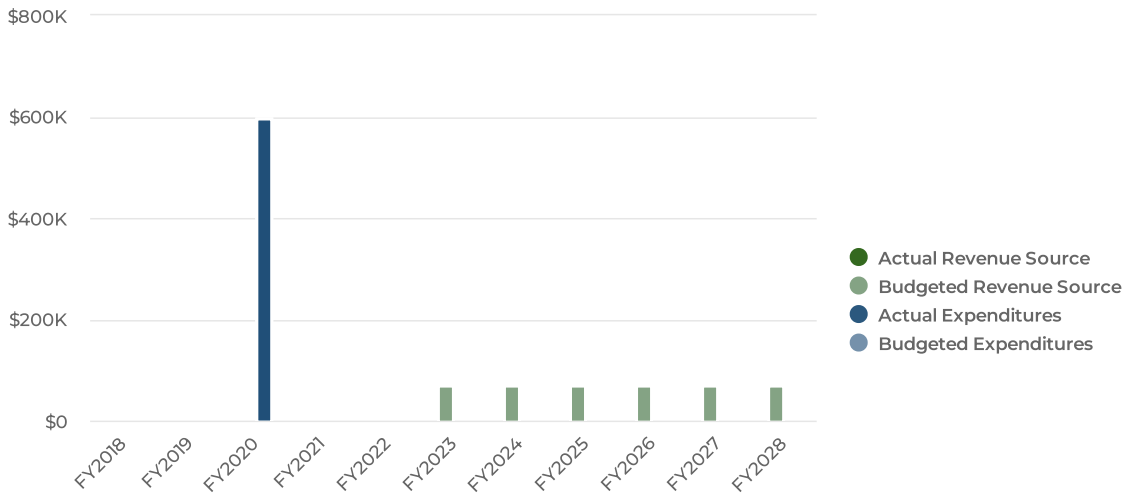

Revenues by Source

Projected 2023 Revenues by Source

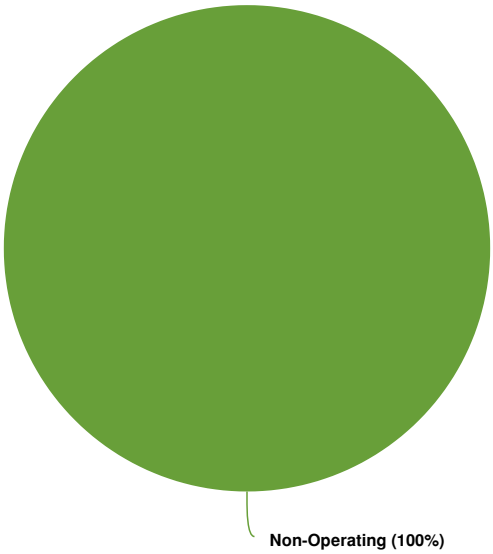

Budgeted and Historical 2023 Revenues by Source

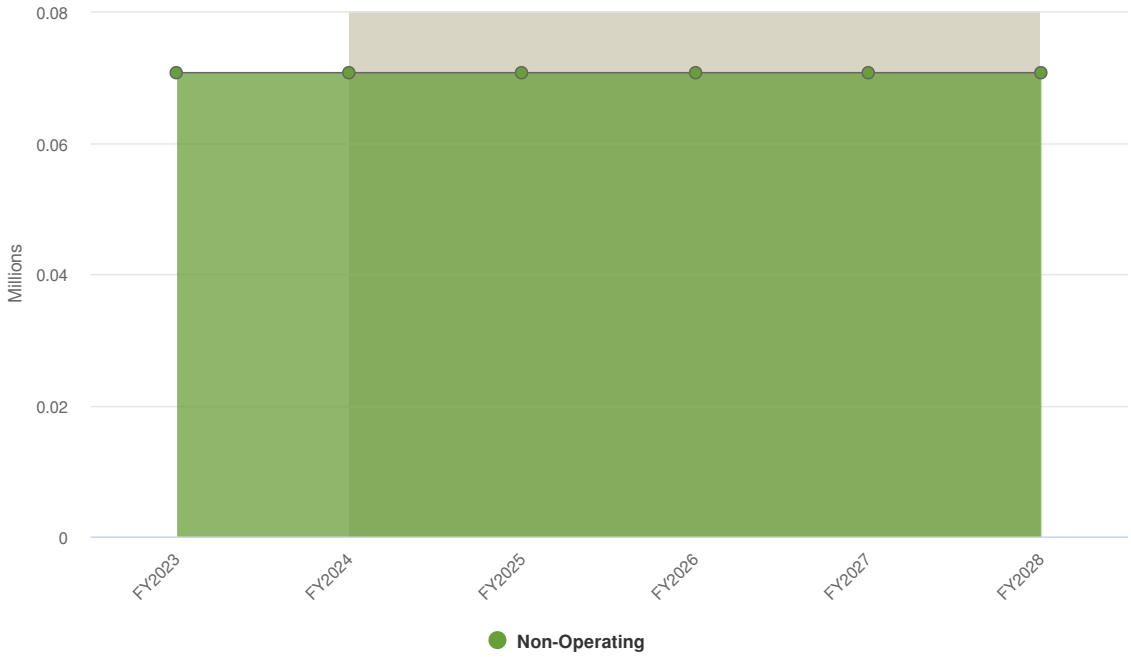

Grey background indicates budgeted figures.

Name	FY2022 Amended Budget	FY2022 Actual	FY2023 Budgeted	FY2022 Amended Budget vs. FY2023 Budgeted (% Change)
Revenue Source				

Name	FY2022 Amended Budget	FY2022 Actual	FY2023 Budgeted	FY2022 Amended Budget vs. FY2023 Budgeted (% Change)
Non-Operating	$0.00	$0.00	$70,630.00	N/A
Total Revenue Source:	**$0.00**	**$0.00**	**$70,630.00**	**N/A**

Fund Balance

There is no required minimum fund balance for this fund.

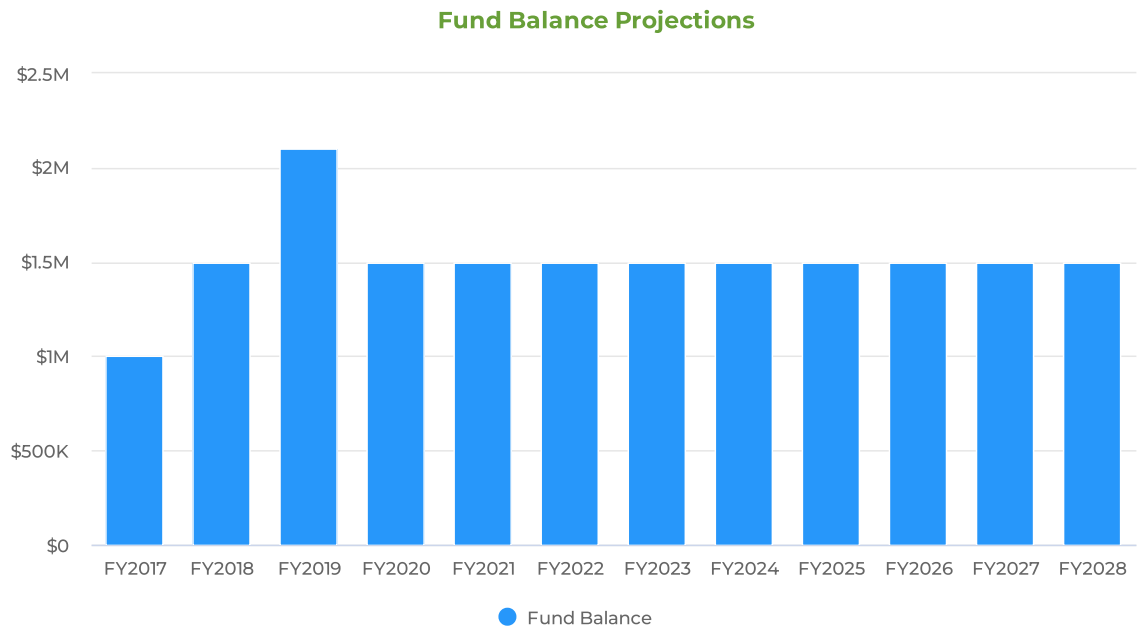

TIF Capital Projects Fund

This fund is used to account for capital projects in the City's Tax Increment Financing (TIF) Zones.

Summary

The City of Waco is projecting $30.25M of revenue in FY2023. Budgeted expenditures are projected to be $30.25M in FY2023. This fund is a new fund to account for capital projects in the TIF Zones that are bond funded.

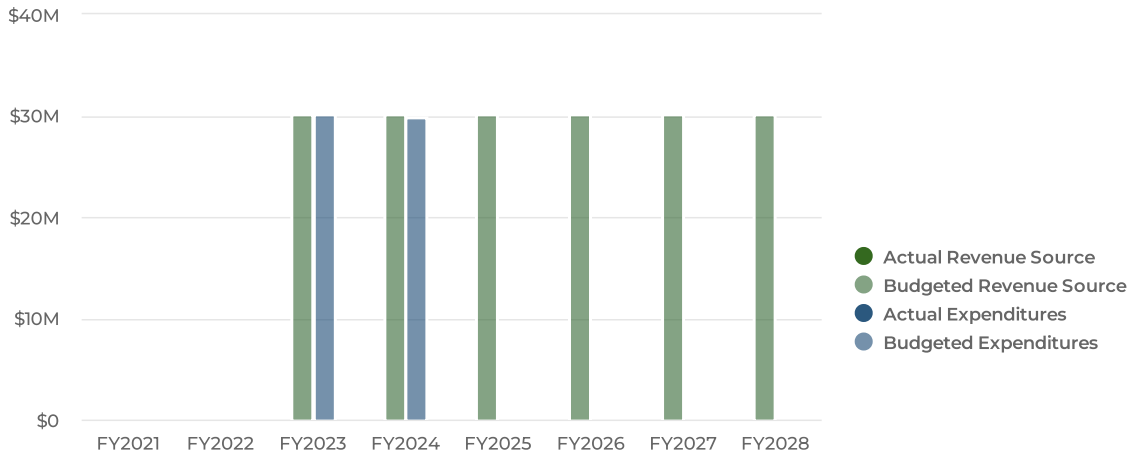

Revenues by Source

Projected 2023 Revenues by Source

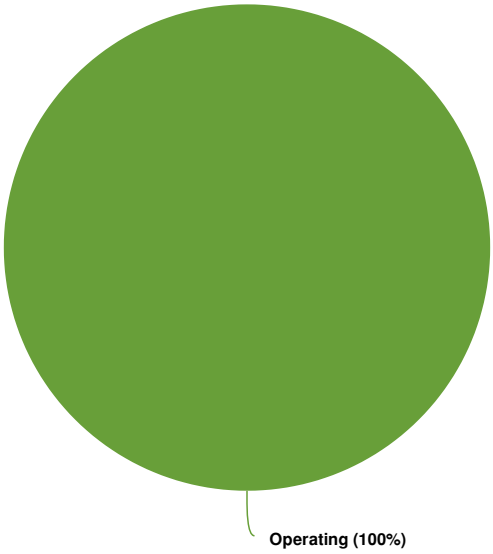

Budgeted and Historical 2023 Revenues by Source

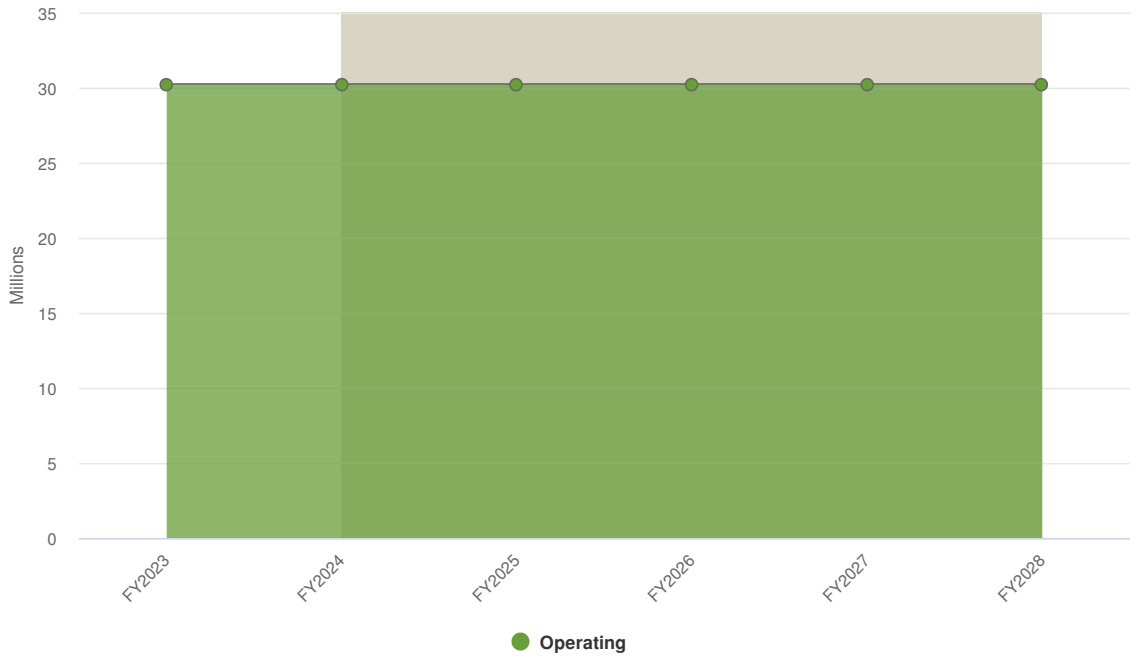

Grey background indicates budgeted figures.

Name	FY2022 Amended Budget	FY2022 Actual	FY2023 Budgeted	FY2022 Amended Budget vs. FY2023 Budgeted (% Change)
Revenue Source				
Operating	$0.00	$0.00	$30,250,000.00	N/A
Total Revenue Source:	**$0.00**	**$0.00**	**$30,250,000.00**	**N/A**

Expenditures by Expense Type

Budgeted Expenditures by Expense Type

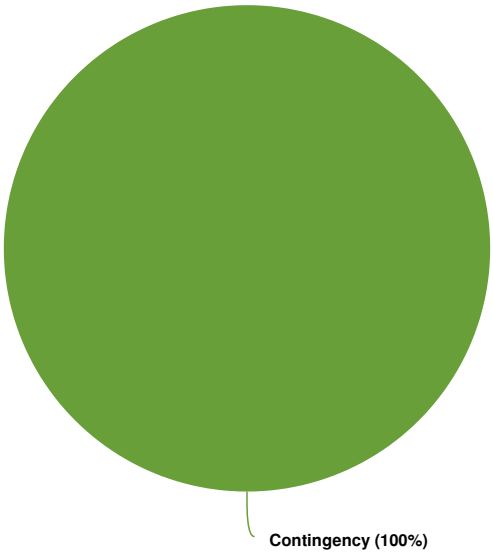

Budgeted and Historical Expenditures by Expense Type

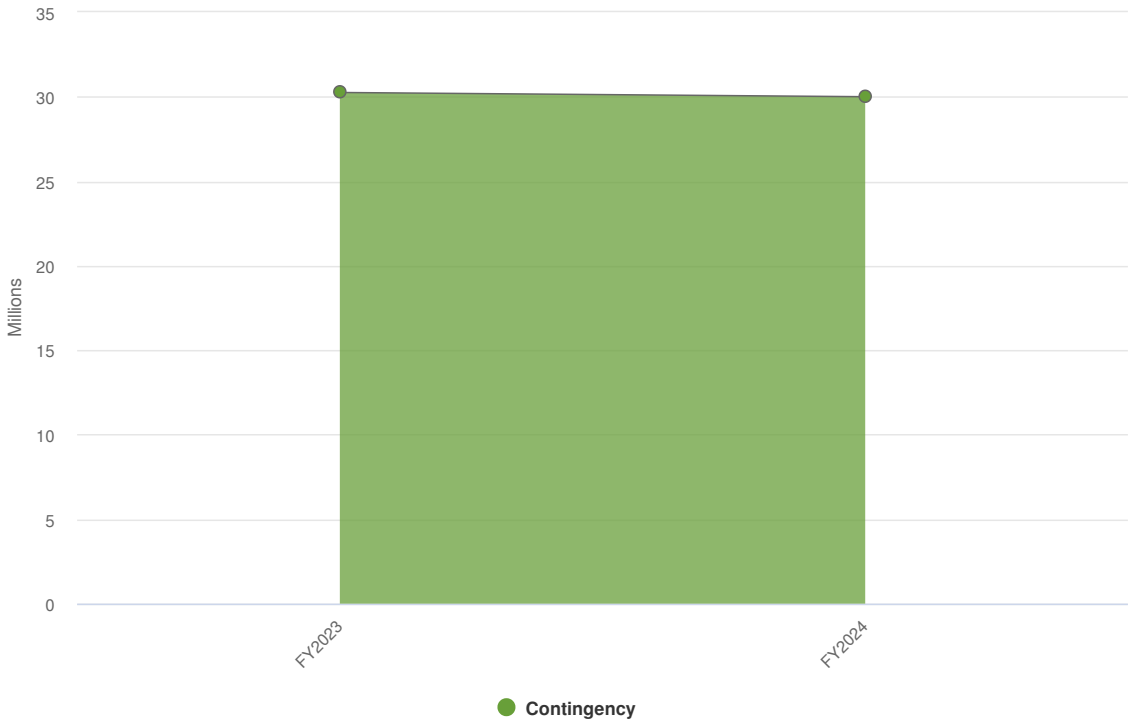

Name	FY2022 Amended Budget	FY2022 Actual	FY2023 Budgeted	FY2022 Amended Budget vs. FY2023 Budgeted (% Change)
Expense Objects				
Contingency	$0.00	$0.00	$30,250,000.00	N/A
Total Expense Objects:	**$0.00**	**$0.00**	**$30,250,000.00**	**N/A**

Governmental Cash CIP

This fund accounts for cash funded capital improvements program (CIP) projects for governmental funds, which include parks, streets, and bridges.

Summary

The City of Waco is projecting $5.02M of revenue in FY2023, which represents a 68.8% decrease over the prior year. Budgeted expenditures are projected to decrease by 81.7% or $22.38M to $5.02M in FY2023.

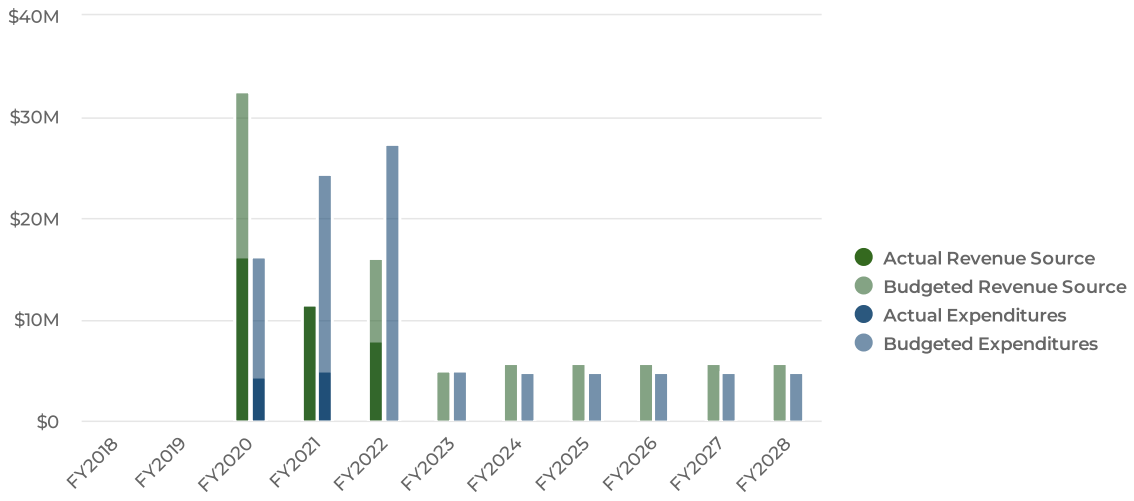

Revenue by Fund

2023 Revenue by Fund

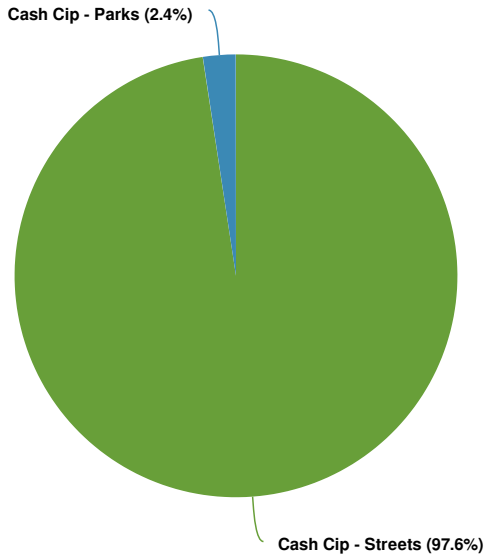

Budgeted and Historical 2023 Revenue by Fund

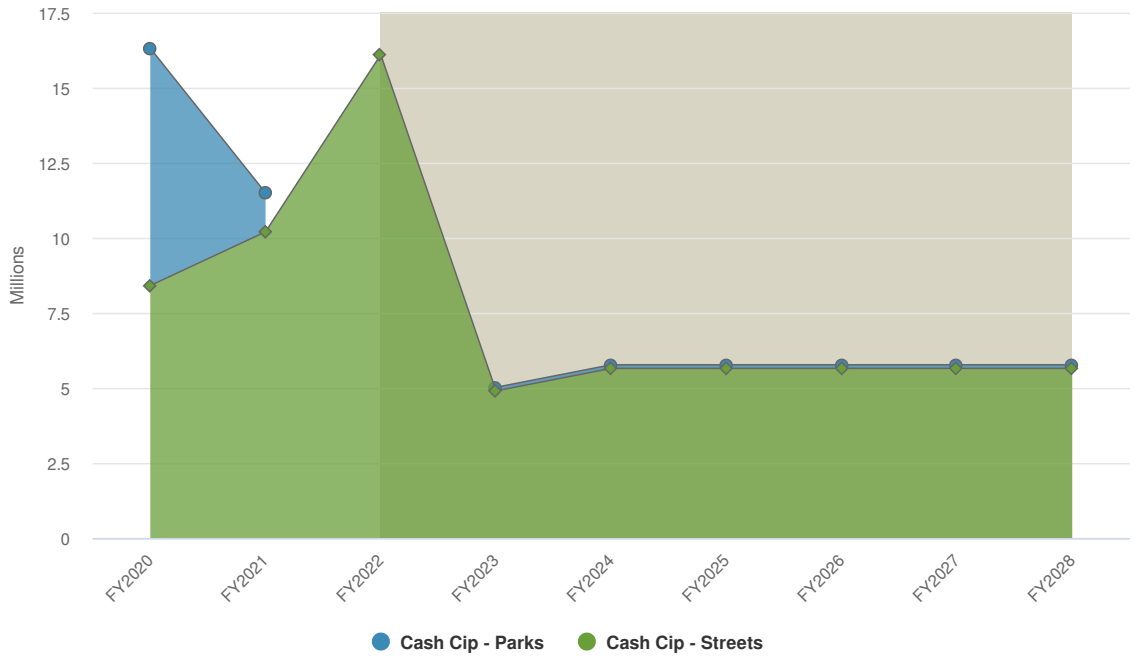

Grey background indicates budgeted figures.

Name	FY2022 Amended Budget	FY2022 Actual	FY2023 Budgeted	FY2022 Amended Budget vs. FY2023 Budgeted (% Change)
Cash Cip - Parks	$0.00	$0.00	$120,000.00	N/A
Cash Cip - Streets	$16,100,000.00	$8,050,000.00	$4,900,000.00	-69.6%
Total:	**$16,100,000.00**	**$8,050,000.00**	**$5,020,000.00**	**-68.8%**

Revenues by Source

Projected 2023 Revenues by Source

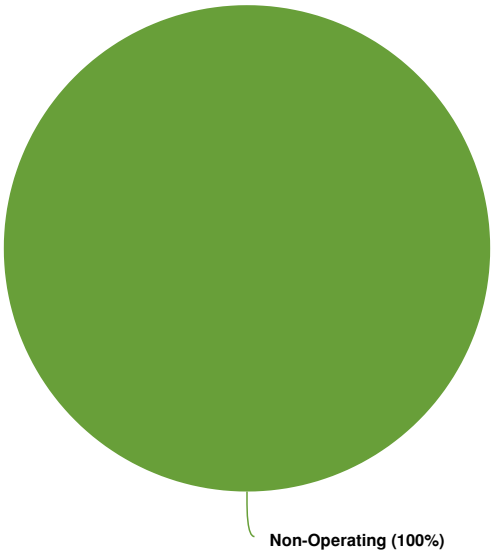

Budgeted and Historical 2023 Revenues by Source

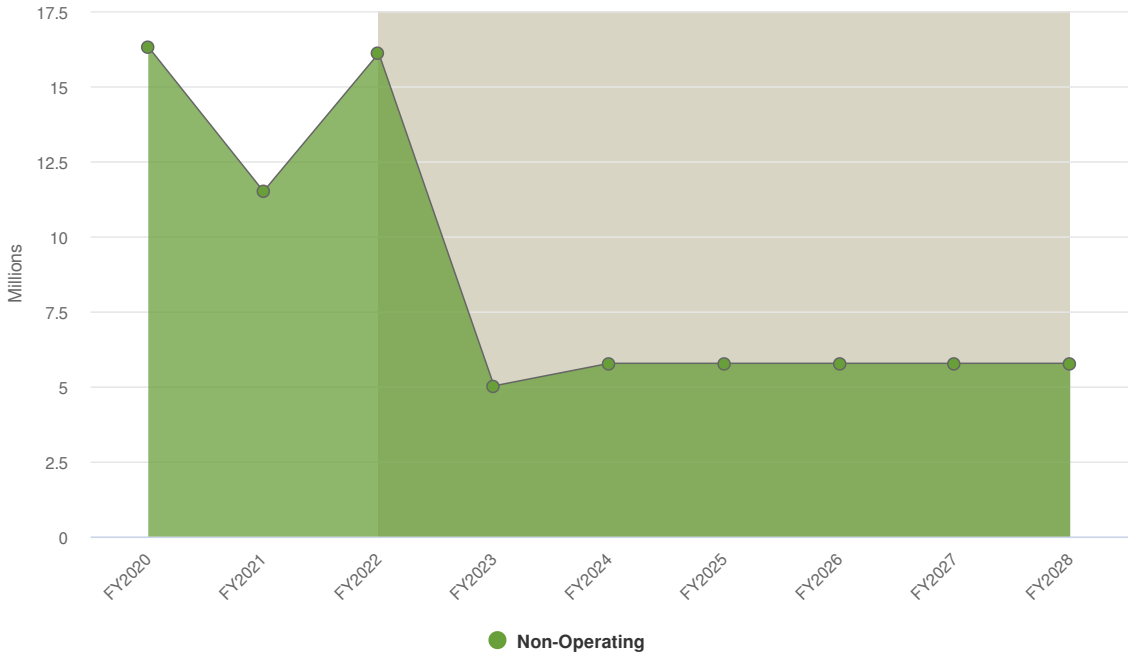

Grey background indicates budgeted figures.

Name	FY2022 Amended Budget	FY2022 Actual	FY2023 Budgeted	FY2022 Amended Budget vs. FY2023 Budgeted (% Change)
Revenue Source				

Name	FY2022 Amended Budget	FY2022 Actual	FY2023 Budgeted	FY2022 Amended Budget vs. FY2023 Budgeted (% Change)
Non-Operating	$16,100,000.00	$8,050,000.00	$5,020,000.00	-68.8%
Total Revenue Source:	**$16,100,000.00**	**$8,050,000.00**	**$5,020,000.00**	**-68.8%**

Expenditures by Fund

2023 Expenditures by Fund

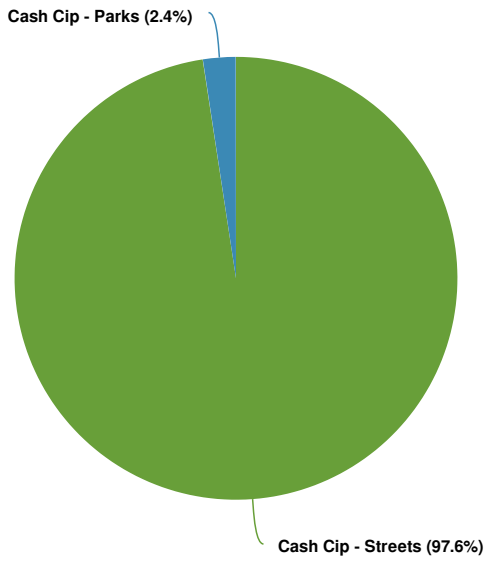

Budgeted and Historical 2023 Expenditures by Fund

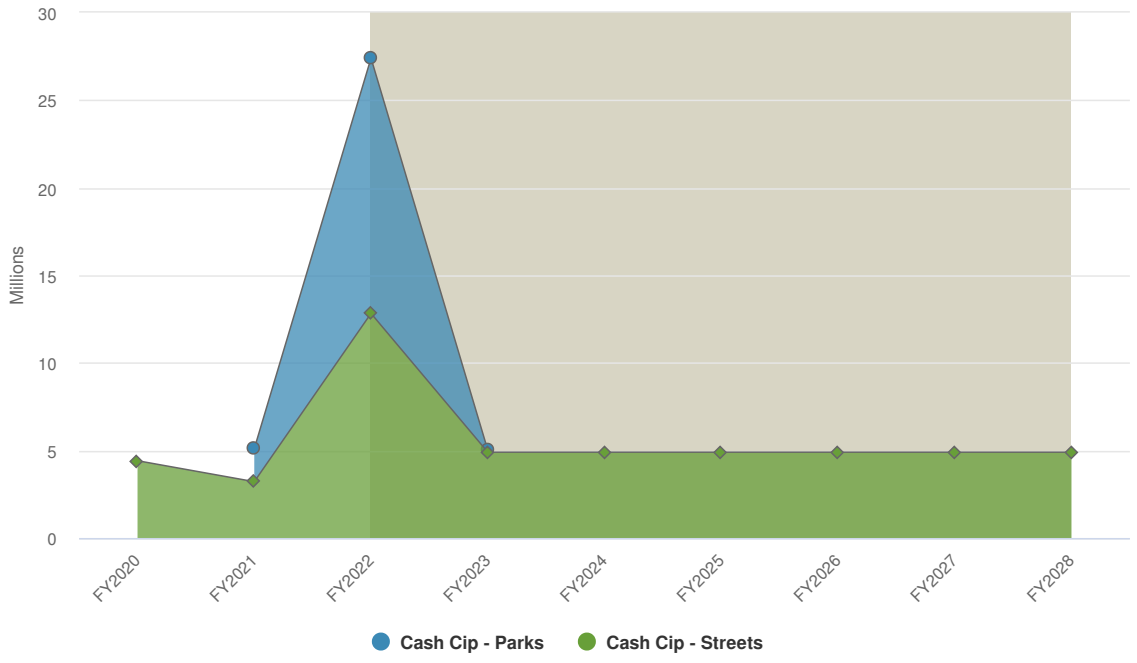

Grey background indicates budgeted figures.

Name	FY2022 Amended Budget	FY2022 Actual	FY2023 Budgeted	FY2022 Amended Budget vs. FY2023 Budgeted (% Change)
Cash Cip - Parks	$14,574,332.90	$0.00	$120,000.00	-99.2%
Cash Cip - Streets	$12,825,256.62	$0.00	$4,900,000.00	-61.8%
Total:	**$27,399,589.52**	**$0.00**	**$5,020,000.00**	**-81.7%**

Expenditures by Expense Type

Budgeted Expenditures by Expense Type

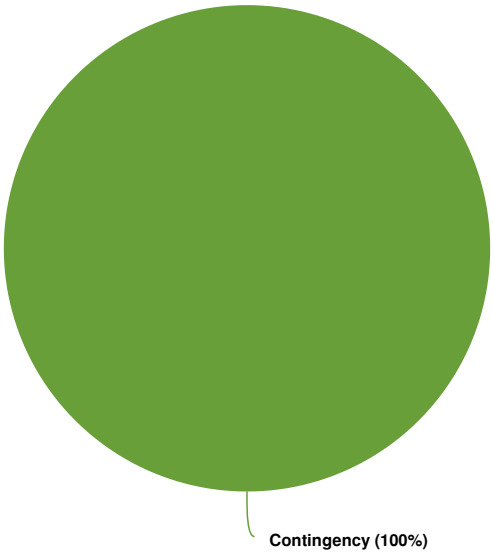

Budgeted and Historical Expenditures by Expense Type

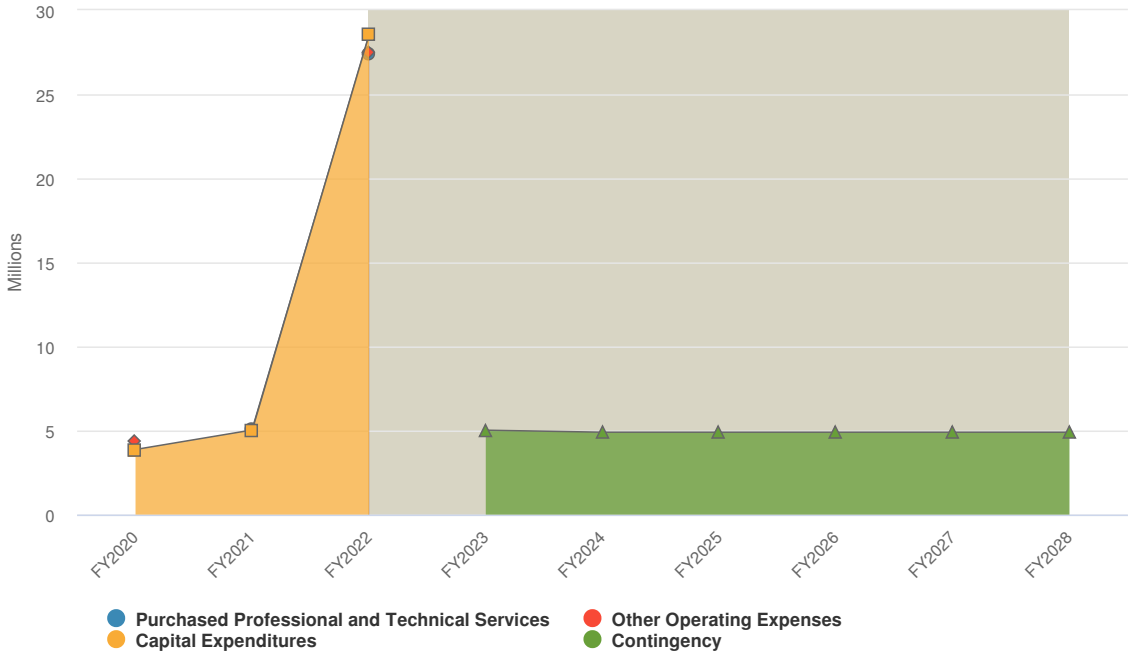

Grey background indicates budgeted figures.

Name	FY2022 Amended Budget	FY2022 Actual	FY2023 Budgeted	FY2022 Amended Budget vs. FY2023 Budgeted (% Change)
Expense Objects				
Purchased Professional and Technical Services	-$69,134.75	$0.00	$0.00	-100%
Other Operating Expenses	-$1,079,460.00			-100%
Capital Expenditures	$28,548,184.27	$0.00	$0.00	-100%
Contingency	$0.00	$0.00	$5,020,000.00	N/A
Total Expense Objects:	**$27,399,589.52**	**$0.00**	**$5,020,000.00**	**-81.7%**

Governmental Bond CIP Fund

This fund is used to account for governmental bond funded capital improvement program (CIP) projects including fire stations, fire vehicles, streets, and parks.

Summary

Funding for this fund is from proceeds of bonds which will fluctuate each year based on project needs and available capacity to fund the projects.

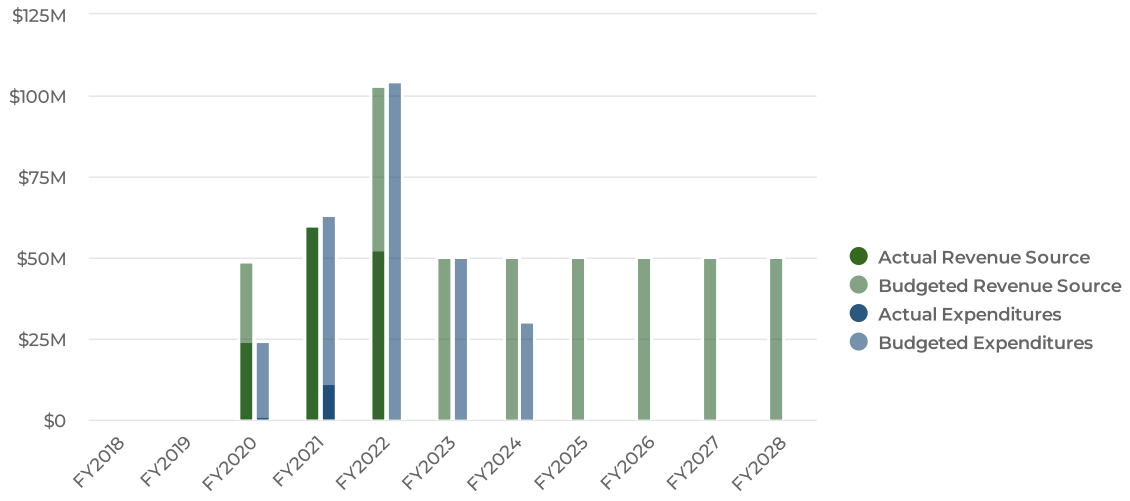

Revenue by Fund

2023 Revenue by Fund

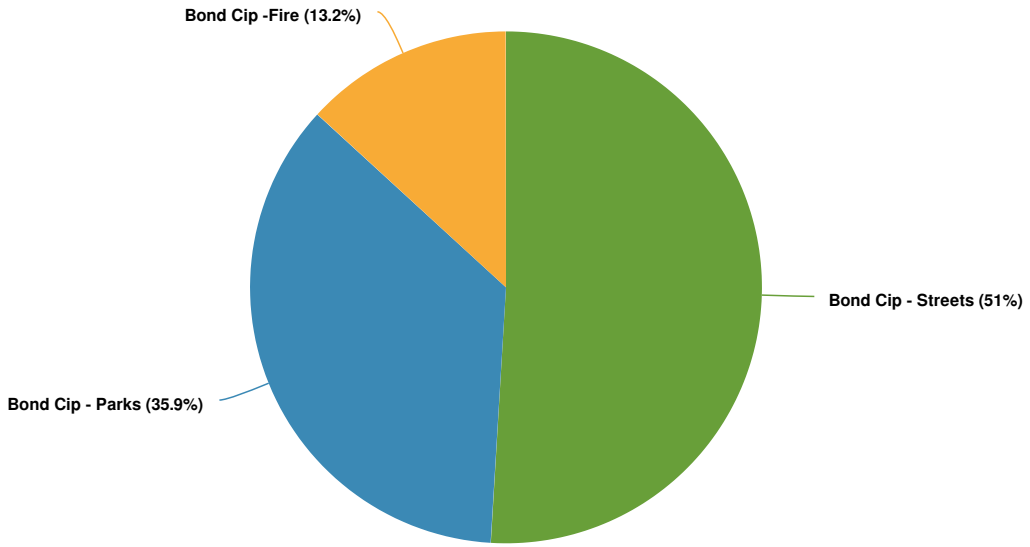

Budgeted and Historical 2023 Revenue by Fund

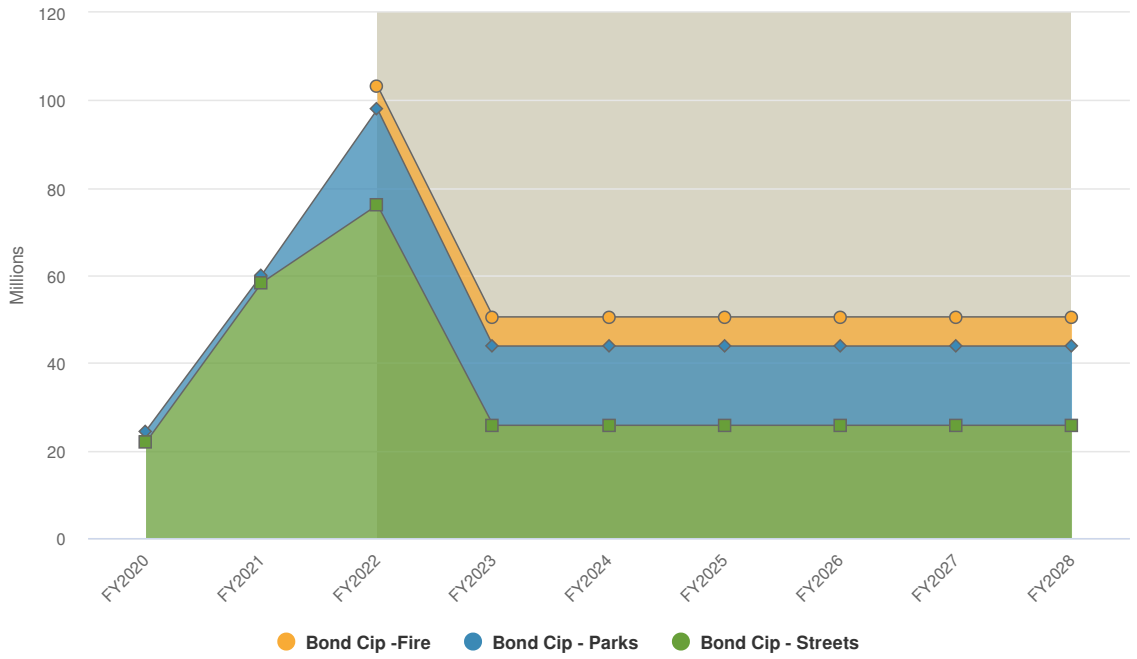

Grey background indicates budgeted figures.

Name	FY2022 Amended Budget	FY2022 Actual	FY2023 Budgeted	FY2022 Amended Budget vs. FY2023 Budgeted (% Change)
Bond Cip - Parks	$21,890,000.00	$10,945,000.00	$18,110,000.00	-17.3%
Bond Cip - Streets	$76,075,800.00	$40,392,482.31	$25,735,000.00	-66.2%
Bond Cip -Fire	$5,257,500.00	$1,630,000.00	$6,655,000.00	26.6%
Total:	**$103,223,300.00**	**$52,967,482.31**	**$50,500,000.00**	**-51.1%**

Revenues by Source

Projected 2023 Revenues by Source

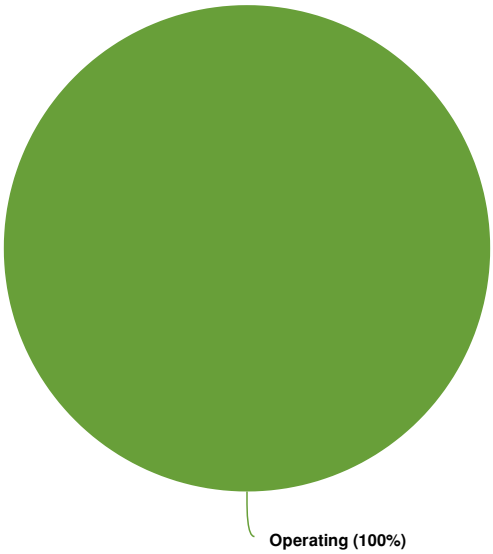

Budgeted and Historical 2023 Revenues by Source

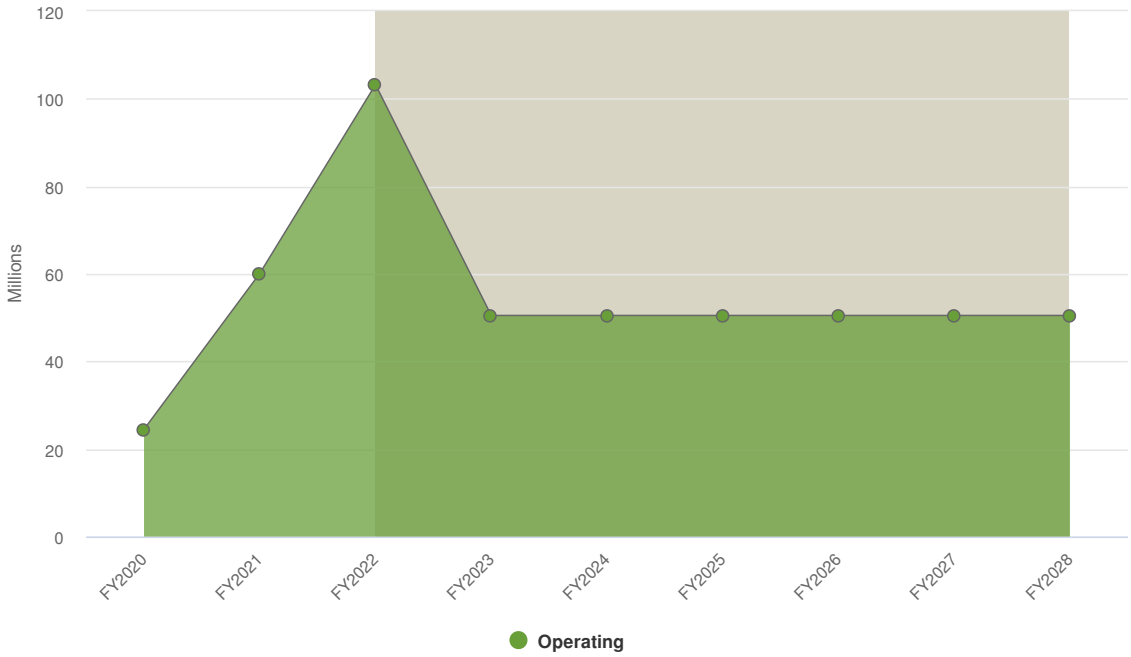

Grey background indicates budgeted figures.

Name	FY2022 Amended Budget	FY2022 Actual	FY2023 Budgeted	FY2022 Amended Budget vs. FY2023 Budgeted (% Change)
Revenue Source				

Name	FY2022 Amended Budget	FY2022 Actual	FY2023 Budgeted	FY2022 Amended Budget vs. FY2023 Budgeted (% Change)
Operating	$103,223,300.00	$52,967,482.31	$50,500,000.00	-51.1%
Total Revenue Source:	**$103,223,300.00**	**$52,967,482.31**	**$50,500,000.00**	**-51.1%**

Expenditures by Fund

2023 Expenditures by Fund

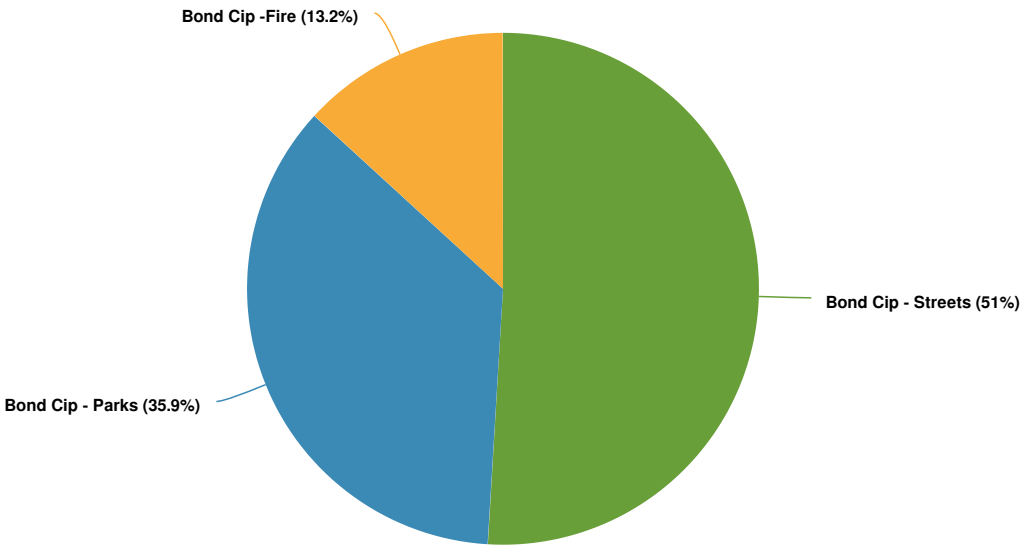

Budgeted and Historical 2023 Expenditures by Fund

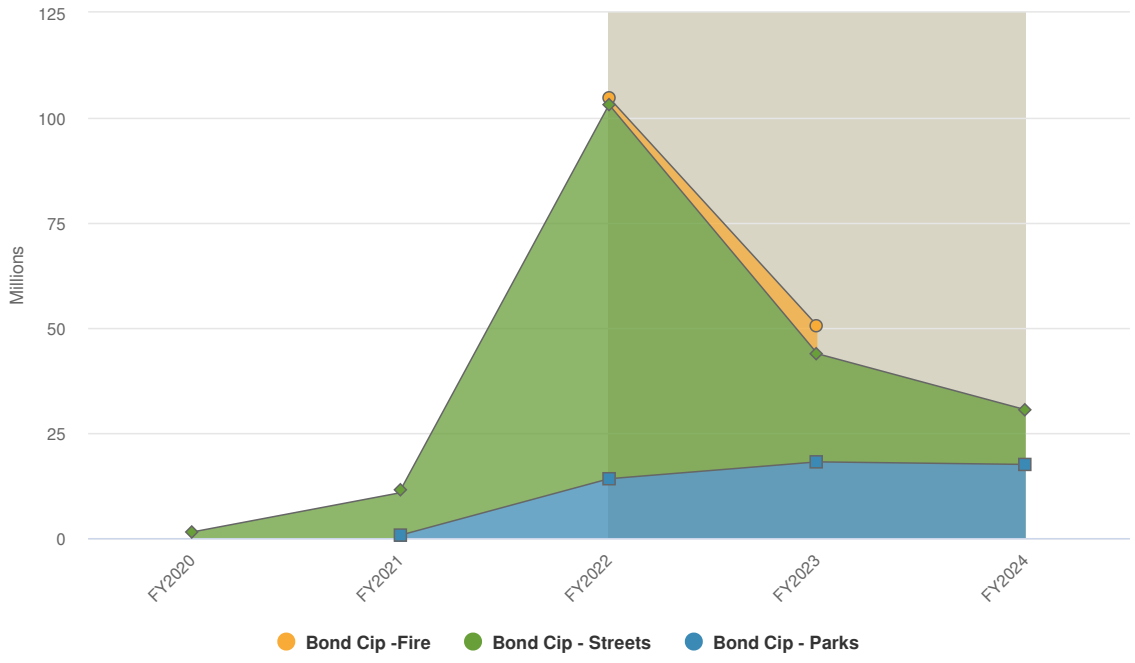

Grey background indicates budgeted figures.

Name	FY2022 Amended Budget	FY2022 Actual	FY2023 Budgeted	FY2022 Amended Budget vs. FY2023 Budgeted (% Change)
Bond Cip - Parks	$14,096,581.03	$0.00	$18,110,000.00	28.5%
Bond Cip - Streets	$89,012,742.27	$0.00	$25,735,000.00	-71.1%
Bond Cip -Fire	$1,630,000.00	$0.00	$6,655,000.00	308.3%
Total:	**$104,739,323.30**	**$0.00**	**$50,500,000.00**	**-51.8%**

Expenditures by Expense Type

Budgeted Expenditures by Expense Type

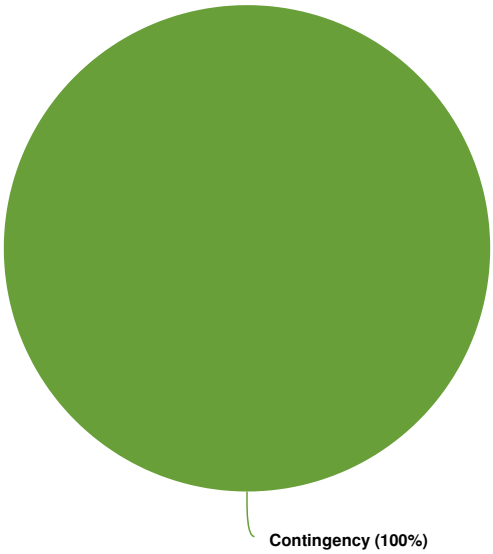

Budgeted and Historical Expenditures by Expense Type

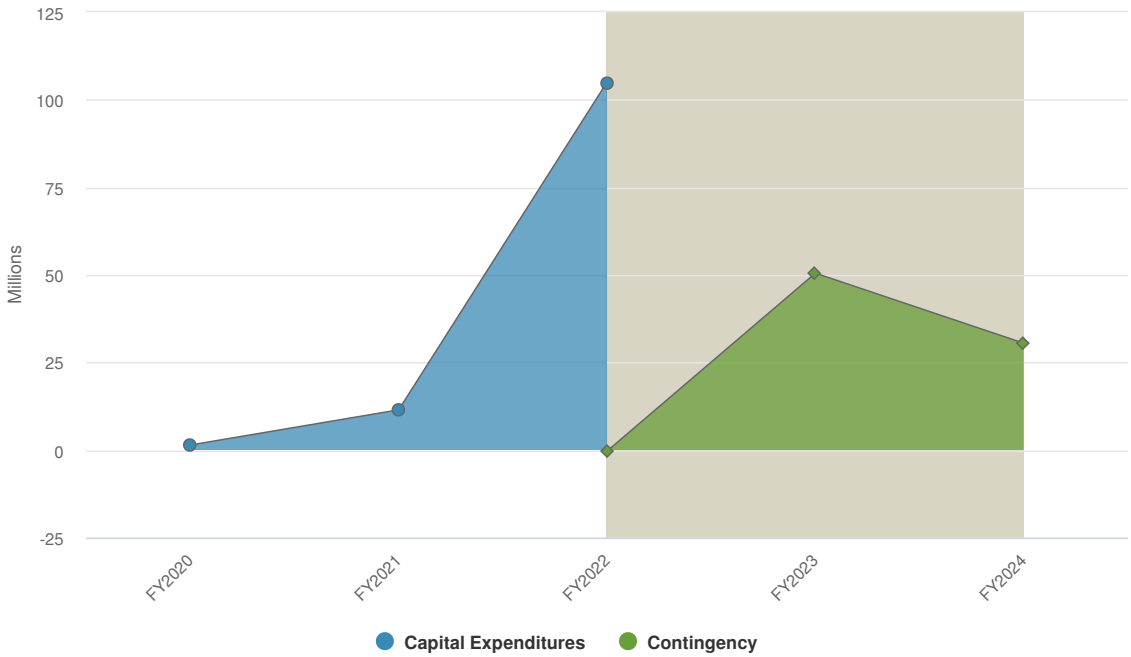

Grey background indicates budgeted figures.

Name	FY2022 Amended Budget	FY2022 Actual	FY2023 Budgeted	FY2022 Amended Budget vs. FY2023 Budgeted (% Change)
Expense Objects				
Capital Expenditures	$105,046,528.86	$0.00	$0.00	-100%
Contingency	-$307,205.56	$0.00	$50,500,000.00	-16,538.5%
Total Expense Objects:	**$104,739,323.30**	**$0.00**	**$50,500,000.00**	**-51.8%**

Enterprise Bond CIP Fund

This fund accounts for enterprise bond funded capital improvement program projects for the Water, Wastewater, WMARSS, Drainage and Solid Waste Uuilities.

Summary

Funding in this fund will fluctuate on an annual basis based on the capital needs of the enterprise funds.

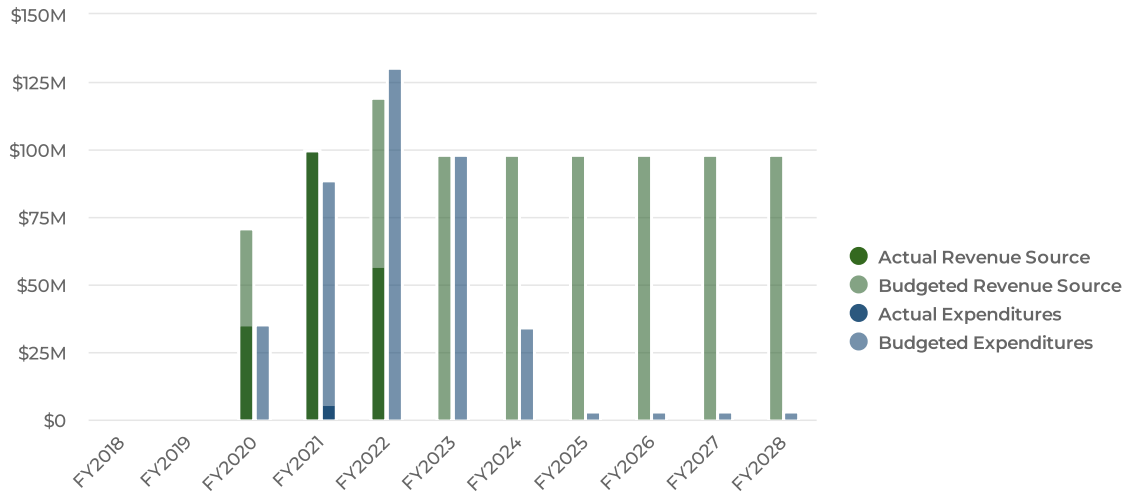

Revenue by Fund

2023 Revenue by Fund

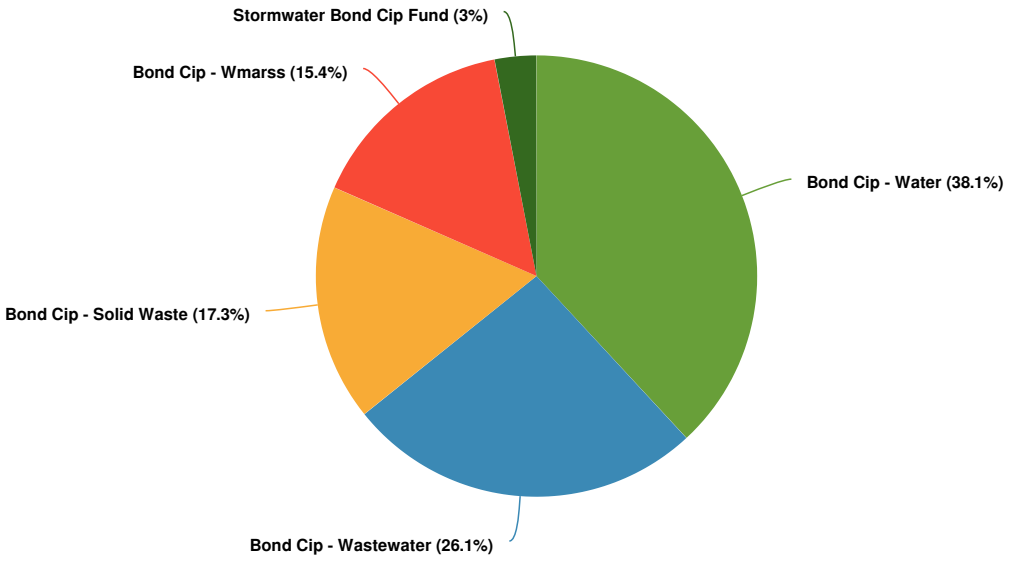

Budgeted and Historical 2023 Revenue by Fund

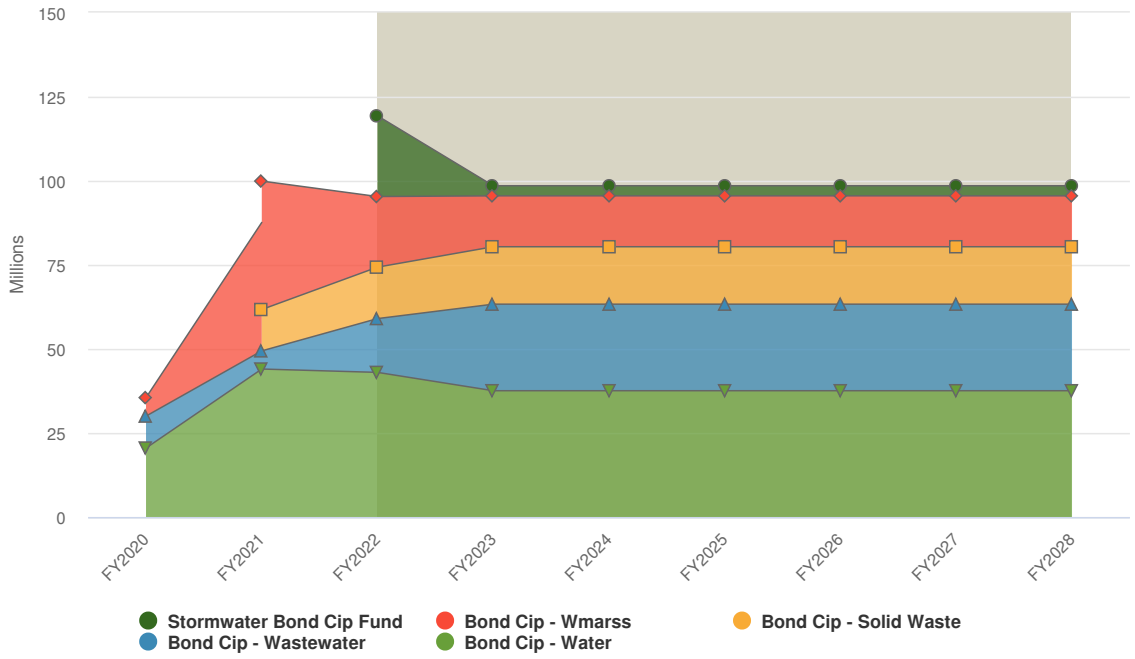

Grey background indicates budgeted figures.

Name	FY2022 Amended Budget	FY2022 Actual	FY2023 Budgeted	FY2022 Amended Budget vs. FY2023 Budgeted (% Change)
Bond Cip - Water	$43,000,000.00	$22,000,000.00	$37,548,000.00	-12.7%
Bond Cip - Wastewater	$16,000,000.00	$5,000,000.00	$25,740,000.00	60.9%
Bond Cip - Wmarss	$21,000,000.00	$10,500,000.00	$15,140,000.00	-27.9%
Bond Cip - Solid Waste	$15,300,000.00	$7,650,000.00	$17,082,000.00	11.6%
Stormwater Bond Cip Fund	$24,000,000.00	$12,000,000.00	$3,000,000.00	-87.5%
Total:	**$119,300,000.00**	**$57,150,000.00**	**$98,510,000.00**	**-17.4%**

Revenues by Source

Projected 2023 Revenues by Source

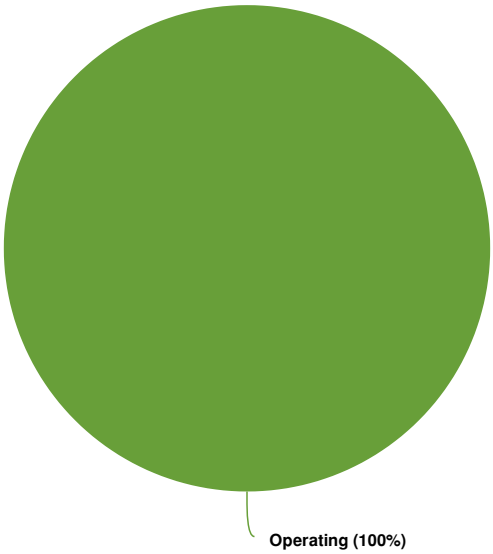

Budgeted and Historical 2023 Revenues by Source

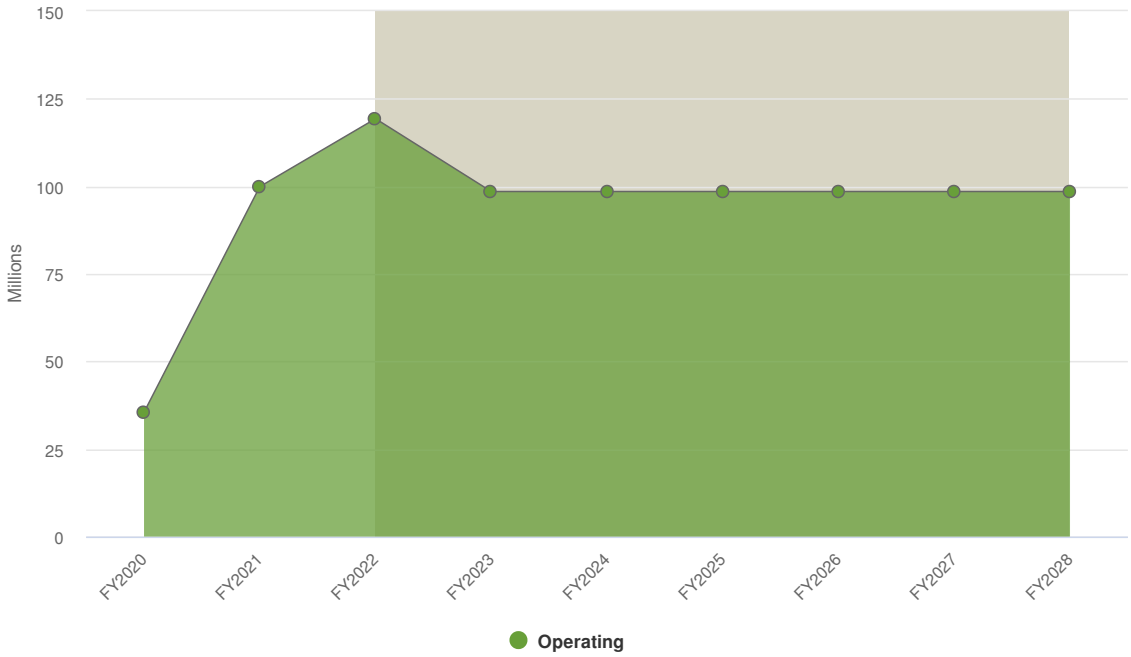

Grey background indicates budgeted figures.

Name	FY2022 Amended Budget	FY2022 Actual	FY2023 Budgeted	FY2022 Amended Budget vs. FY2023 Budgeted (% Change)
Revenue Source				

Name	FY2022 Amended Budget	FY2022 Actual	FY2023 Budgeted	FY2022 Amended Budget vs. FY2023 Budgeted (% Change)
Operating	$119,300,000.00	$57,150,000.00	$98,510,000.00	-17.4%
Total Revenue Source:	**$119,300,000.00**	**$57,150,000.00**	**$98,510,000.00**	**-17.4%**

Expenditures by Fund

2023 Expenditures by Fund

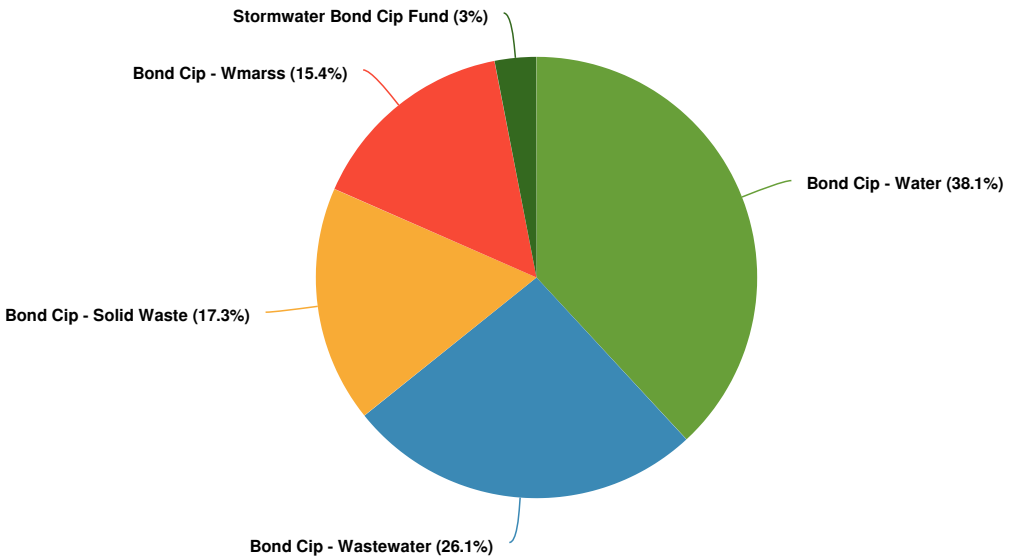

Budgeted and Historical 2023 Expenditures by Fund

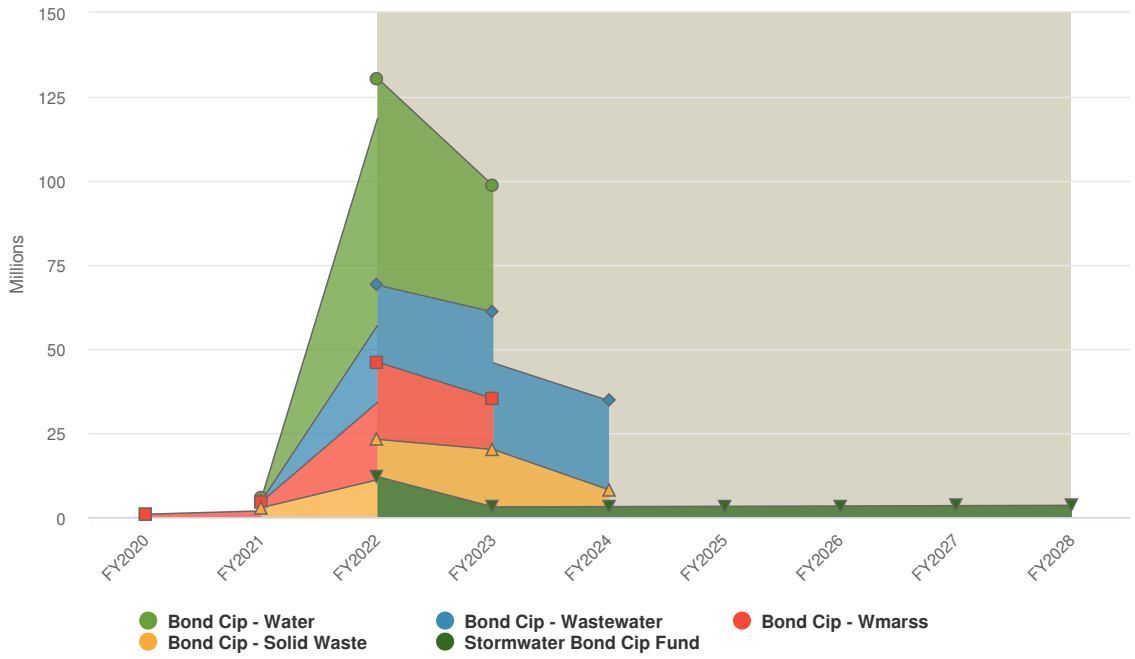

Grey background indicates budgeted figures.

Name	FY2022 Amended Budget	FY2022 Actual	FY2023 Budgeted	FY2022 Amended Budget vs. FY2023 Budgeted (% Change)
Bond Cip - Water	$61,530,041.80	$0.00	$37,548,000.00	-39%
Bond Cip - Wastewater	$22,889,254.86	$0.00	$25,740,000.00	12.5%
Bond Cip - Wmarss	$23,002,062.08	$0.00	$15,140,000.00	-34.2%
Bond Cip - Solid Waste	$11,087,404.65	$0.00	$17,082,000.00	54.1%
Stormwater Bond Cip Fund	$12,000,000.00	$0.00	$3,000,000.00	-75%
Total:	**$130,508,763.39**	**$0.00**	**$98,510,000.00**	**-24.5%**

Expenditures by Expense Type

Budgeted Expenditures by Expense Type

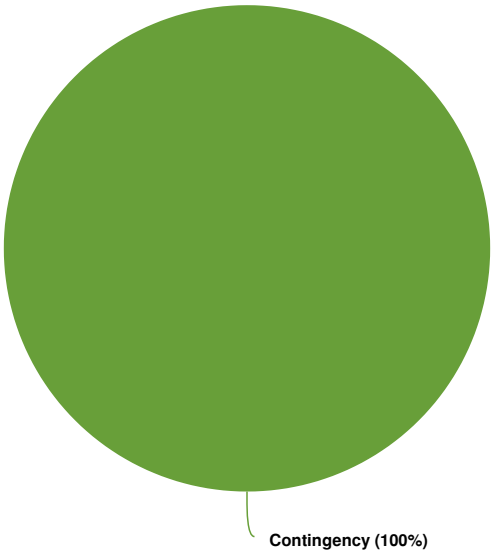

Budgeted and Historical Expenditures by Expense Type

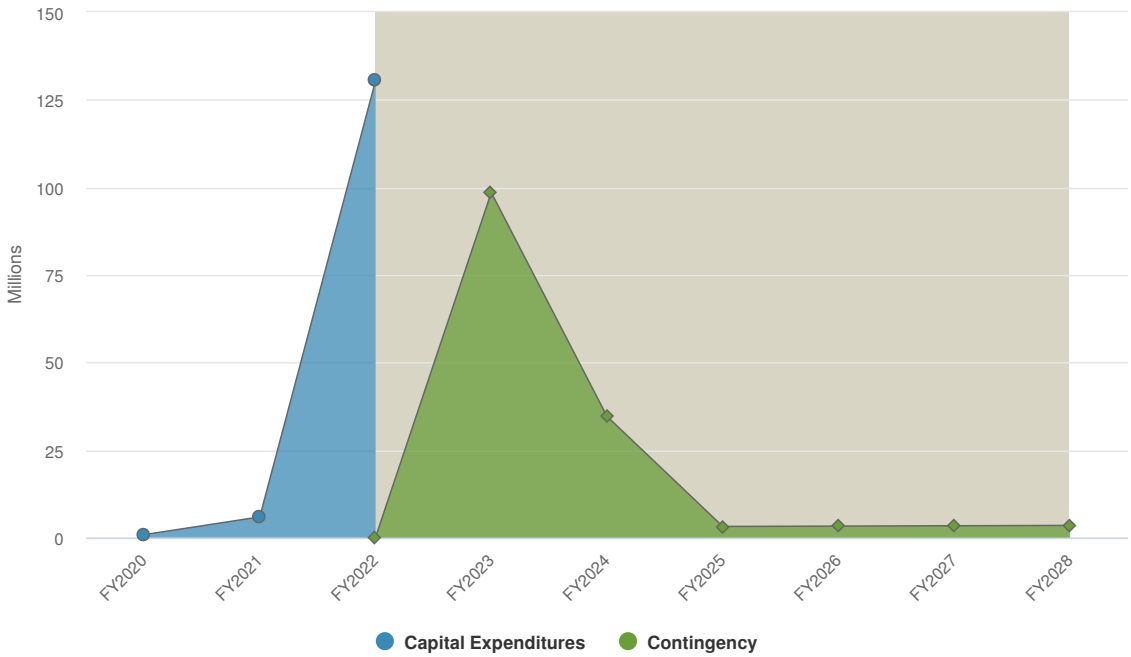

Grey background indicates budgeted figures.

Name	FY2022 Amended Budget	FY2022 Actual	FY2023 Budgeted	FY2022 Amended Budget vs. FY2023 Budgeted (% Change)
Expense Objects				
Capital Expenditures	$130,418,763.39	$0.00	$0.00	-100%
Contingency	$90,000.00	$0.00	$98,510,000.00	109,355.6%
Total Expense Objects:	**$130,508,763.39**	**$0.00**	**$98,510,000.00**	**-24.5%**

Enterprise Cash Funded CIP Fund

This fund accounts for enterprise fund cash funded capital improvement program (CIP) projects. This includes projects for water, wastewater, solid waste, and airport funds.

Summary

The City of Waco is projecting $2.85M of revenue in FY2023, which represents a 48.9% decrease over the prior year. Budgeted expenditures are projected to decrease by 72.9% or $12.01M to $4.46M in FY2023.

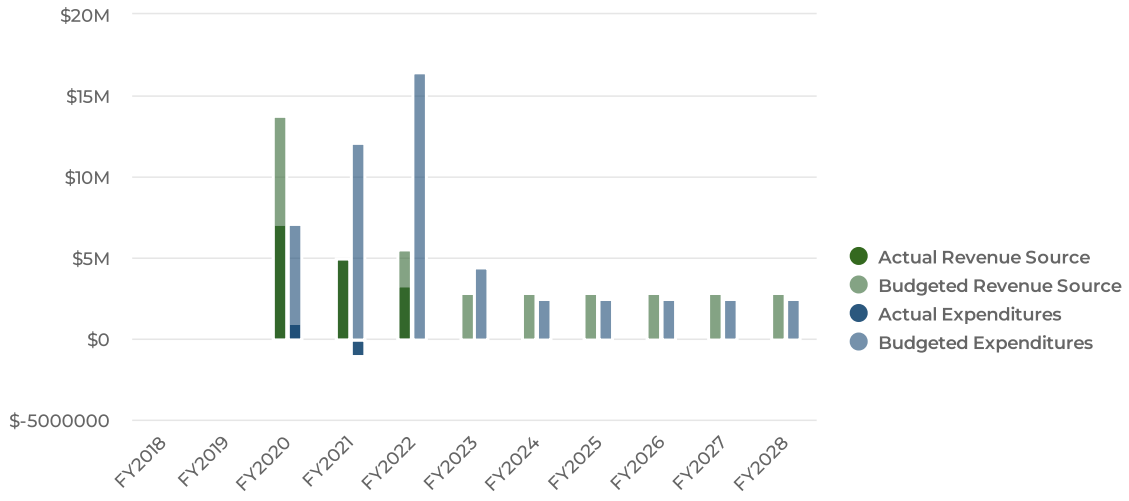

Revenue by Fund

2023 Revenue by Fund

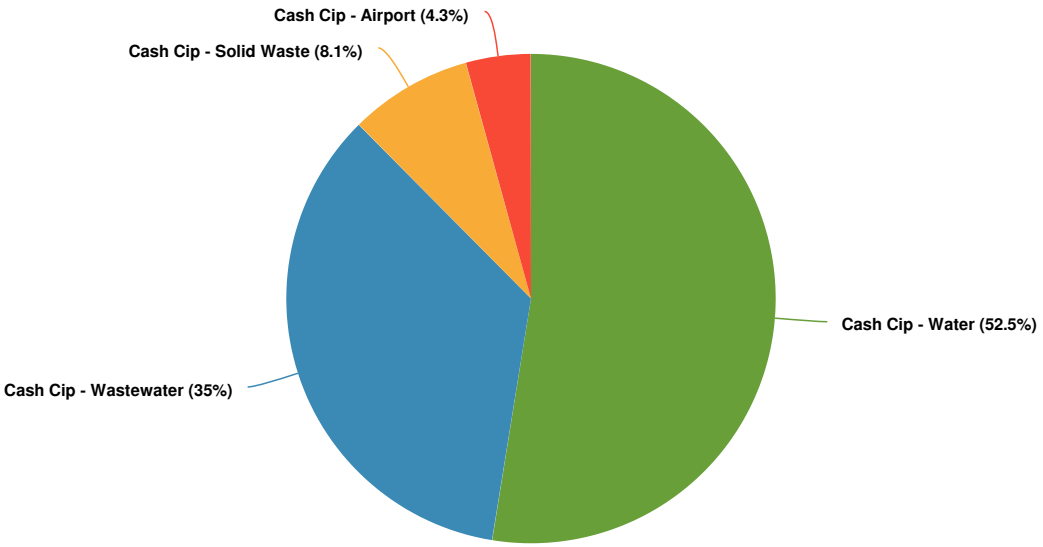

Budgeted and Historical 2023 Revenue by Fund

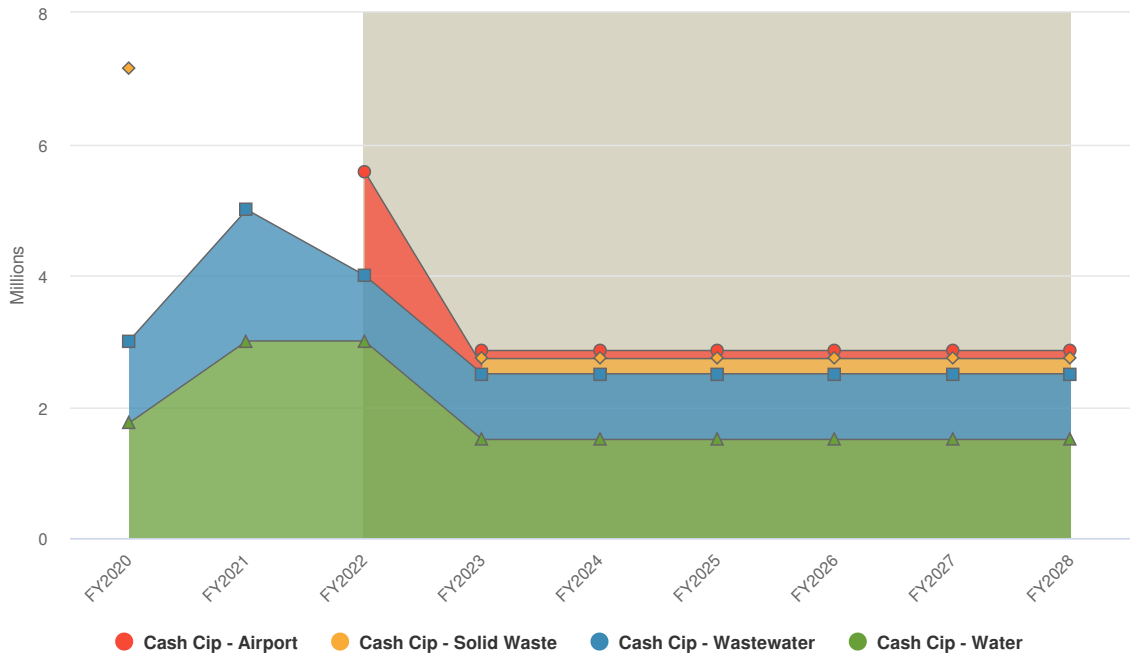

Grey background indicates budgeted figures.

Name	FY2022 Amended Budget	FY2022 Actual	FY2023 Budgeted	FY2022 Amended Budget vs. FY2023 Budgeted (% Change)
Cash Cip - Water	$3,000,000.00	$1,500,000.00	$1,500,000.00	-50%
Cash Cip - Wastewater	$1,000,000.00	$1,000,000.00	$1,000,000.00	0%
Cash Cip - Solid Waste	$0.00	$0.00	$232,000.00	N/A
Cash Cip - Airport	$1,584,000.00	$792,000.00	$122,500.00	-92.3%
Total:	**$5,584,000.00**	**$3,292,000.00**	**$2,854,500.00**	**-48.9%**

Revenues by Source

Projected 2023 Revenues by Source

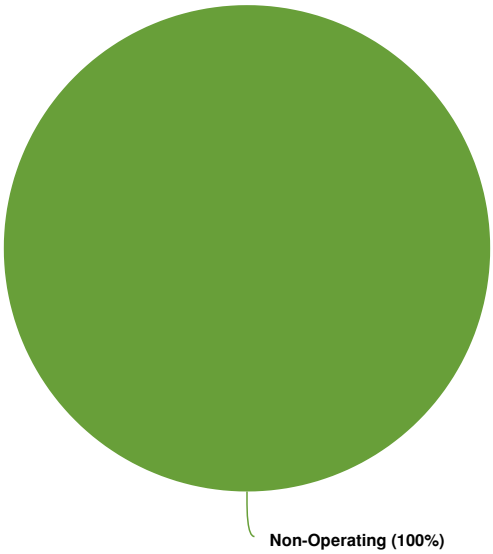

Budgeted and Historical 2023 Revenues by Source

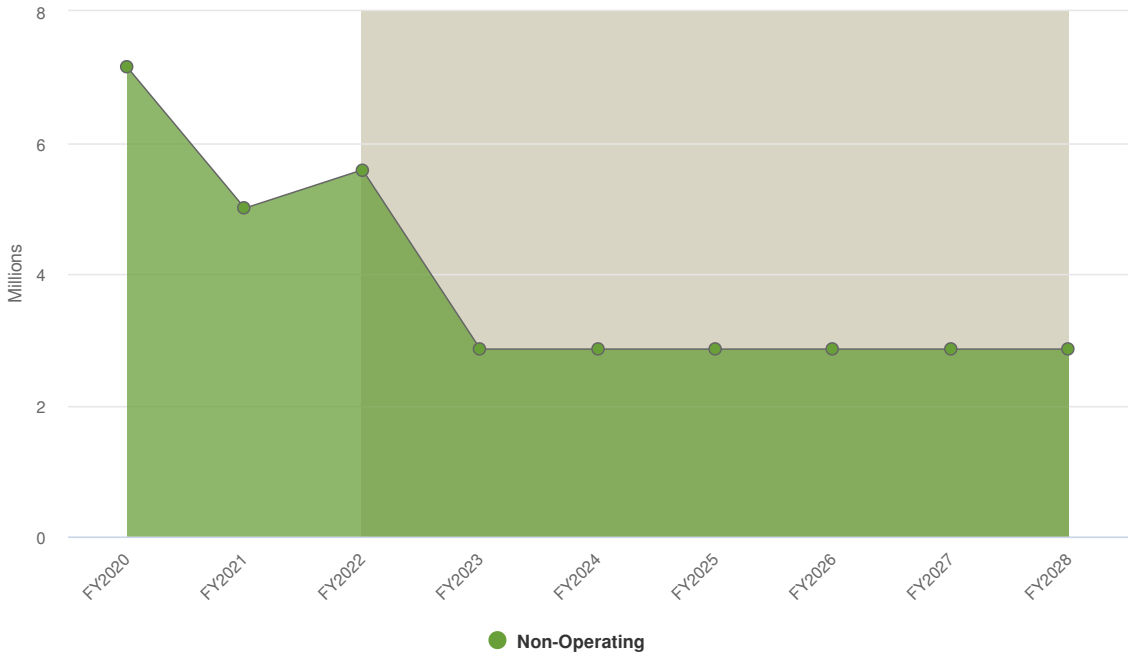

Grey background indicates budgeted figures.

Name	FY2022 Amended Budget	FY2022 Actual	FY2023 Budgeted	FY2022 Amended Budget vs. FY2023 Budgeted (% Change)
Revenue Source				

Name	FY2022 Amended Budget	FY2022 Actual	FY2023 Budgeted	FY2022 Amended Budget vs. FY2023 Budgeted (% Change)
Non-Operating	$5,584,000.00	$3,292,000.00	$2,854,500.00	-48.9%
Total Revenue Source:	**$5,584,000.00**	**$3,292,000.00**	**$2,854,500.00**	**-48.9%**

Expenditures by Fund

2023 Expenditures by Fund

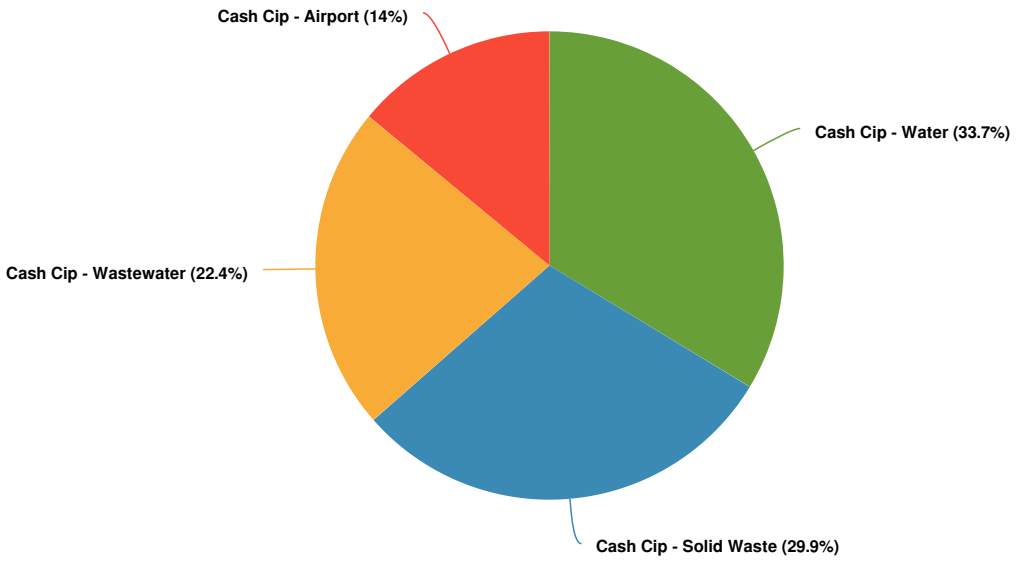

Budgeted and Historical 2023 Expenditures by Fund

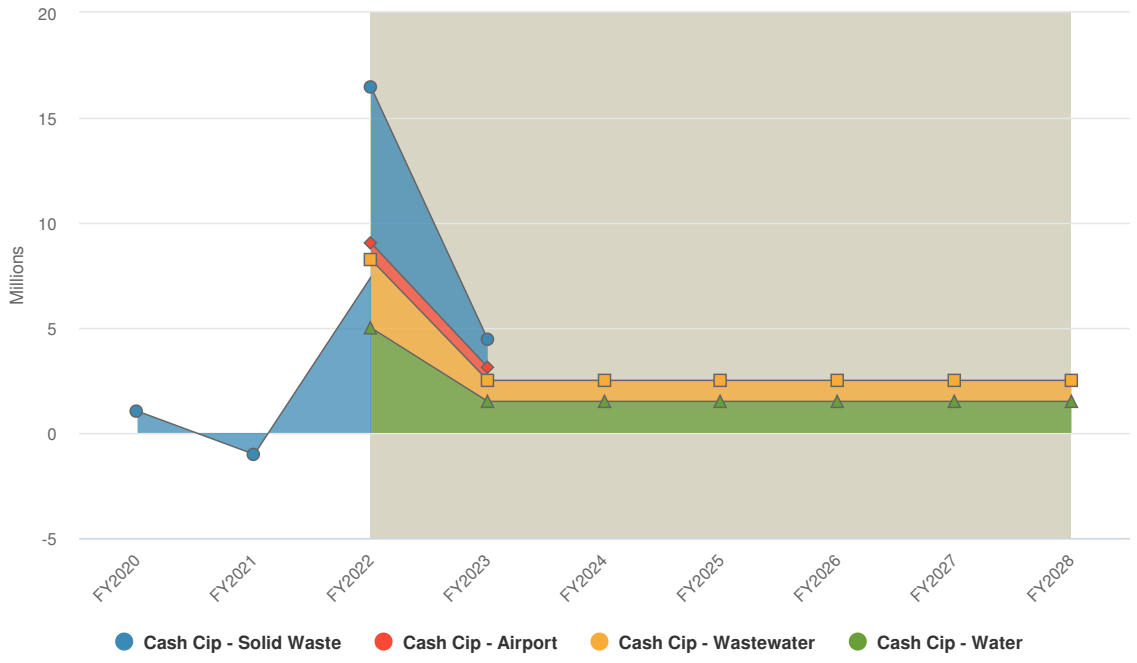

Grey background indicates budgeted figures.

Name	FY2022 Amended Budget	FY2022 Actual	FY2023 Budgeted	FY2022 Amended Budget vs. FY2023 Budgeted (% Change)
Cash Cip - Water	$5,000,000.00	$0.00	$1,500,000.00	-70%
Cash Cip - Wastewater	$3,250,000.00	$0.00	$1,000,000.00	-69.2%
Cash Cip - Solid Waste	$7,421,729.73	$0.00	$1,331,000.00	-82.1%
Cash Cip - Airport	$792,000.00	$0.00	$624,000.00	-21.2%
Total:	**$16,463,729.73**	**$0.00**	**$4,455,000.00**	**-72.9%**

Expenditures by Expense Type

Budgeted Expenditures by Expense Type

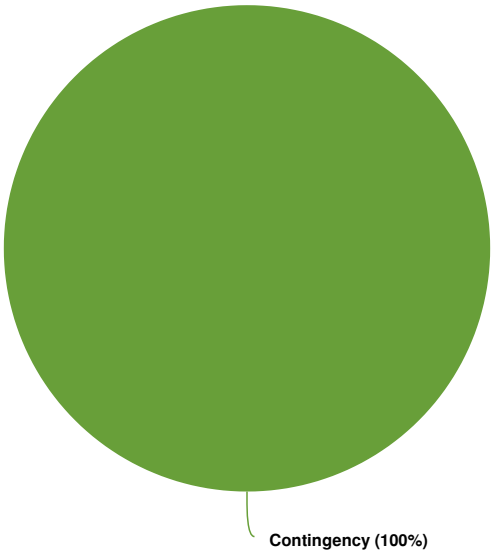

Budgeted and Historical Expenditures by Expense Type

Grey background indicates budgeted figures.

Name	FY2022 Amended Budget	FY2022 Actual	FY2023 Budgeted	FY2022 Amended Budget vs. FY2023 Budgeted (% Change)
Expense Objects				
Purchased Professional and Technical Services	$8,968.75	$0.00	$0.00	-100%
Capital Expenditures	$16,454,760.98	$0.00	$0.00	-100%
Contingency	$0.00	$0.00	$4,455,000.00	N/A
Total Expense Objects:	**$16,463,729.73**	**$0.00**	**$4,455,000.00**	**-72.9%**

Enterprise Funds

The city has 12 enterprise funds the Water Utility Fund, the Wastewater Utility Fund, the Waco Metropolitan Area Regional Sewage System (WMARSS) Utility Fund, the Solid Waste Fund, the Airport Fund, the Convention Services Fund, the Texas Ranger Hall of Fame Fund, Waco Transit System Fund, the McLennan County Rural Transit District Fund, the Cameron Park Zoo Fund, the Cottonwood Creek Golf Course Fund, and the Drainage Utility Fund.

Summary

The City of Waco is projecting $184.96M of revenue in FY2023, which represents a 10.7% increase over the prior year. Budgeted expenditures are projected to increase by 5.6% or $9.85M to $185.95M in FY2023.

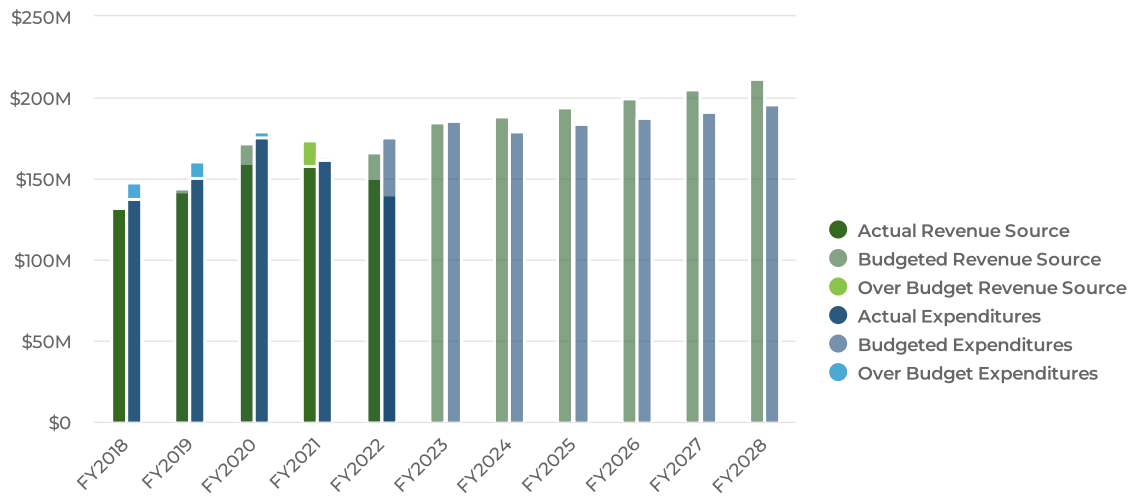

Revenue by Fund

2023 Revenue by Fund

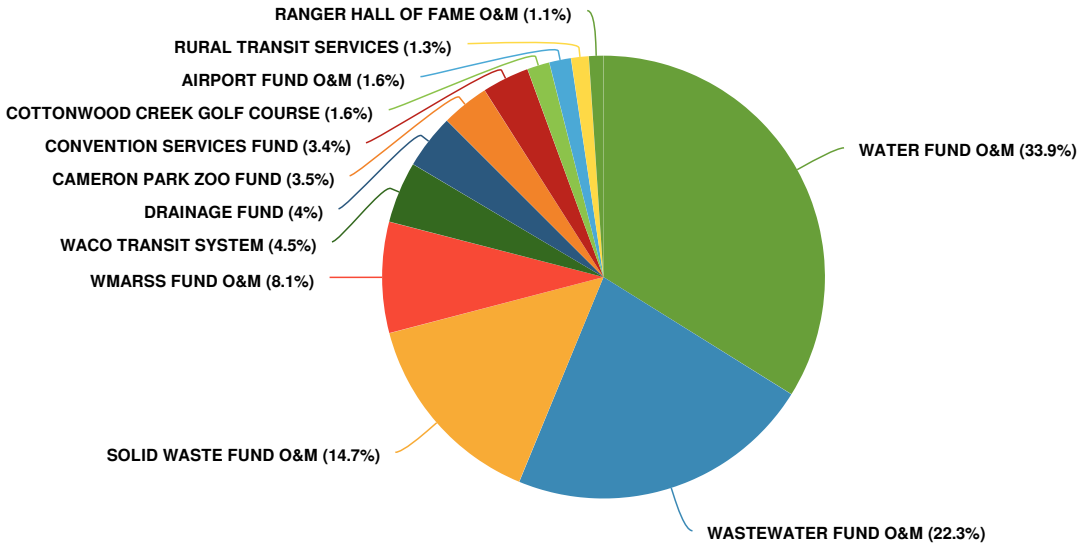

Budgeted and Historical 2023 Revenue by Fund

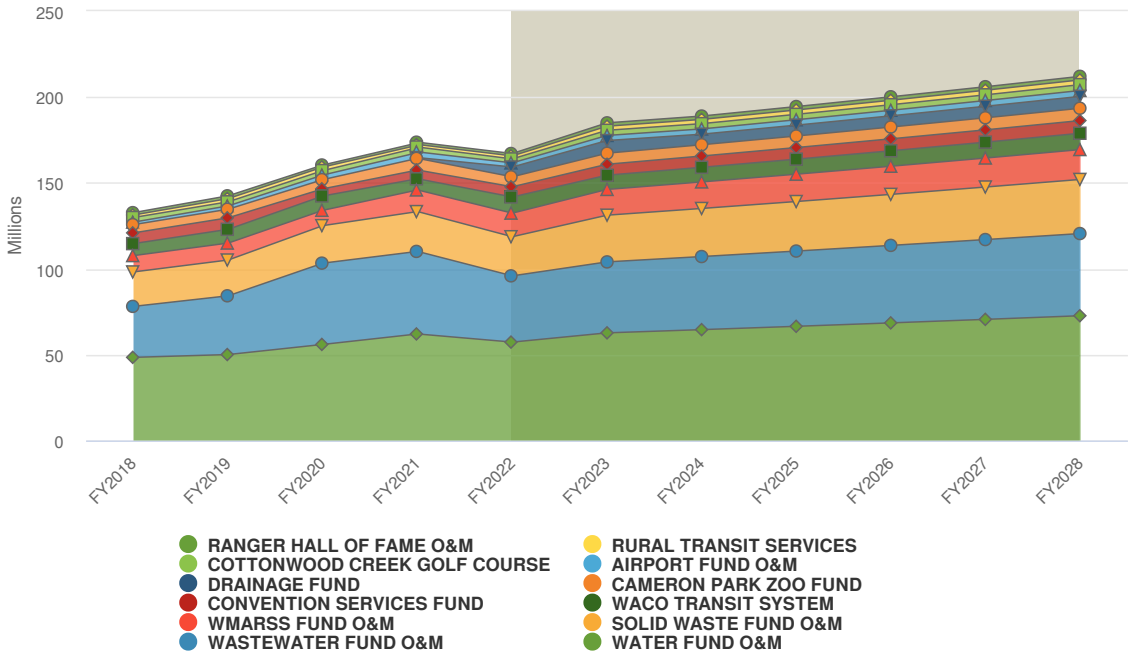

Grey background indicates budgeted figures.

Name	FY2022 Amended Budget	FY2022 Actual	FY2023 Budgeted	FY2022 Amended Budget vs. FY2023 Budgeted (% Change)
WATER FUND O&M	$57,289,770.00	$51,532,770.33	$62,670,067.00	9.4%

Name	FY2022 Amended Budget	FY2022 Actual	FY2023 Budgeted	FY2022 Amended Budget vs. FY2023 Budgeted (% Change)
WASTEWATER FUND O&M	$38,579,074.00	$36,241,450.69	$41,328,347.00	7.1%
WMARSS FUND O&M	$13,734,811.00	$10,739,708.21	$14,999,841.00	9.2%
SOLID WASTE FUND O&M	$22,786,903.00	$23,651,638.57	$27,192,077.00	19.3%
AIRPORT FUND O&M	$2,391,559.51	$2,535,199.47	$2,963,489.00	23.9%
CONVENTION SERVICES FUND	$5,941,141.00	$6,149,954.80	$6,376,161.00	7.3%
RANGER HALL OF FAME O&M	$1,386,276.40	$1,206,639.01	$1,947,520.00	40.5%
WACO TRANSIT SYSTEM	$9,409,493.81	$5,768,359.66	$8,290,136.00	-11.9%
RURAL TRANSIT SERVICES	$1,744,024.64	$1,198,142.03	$2,382,628.00	36.6%
CAMERON PARK ZOO FUND	$5,804,753.00	$5,210,780.13	$6,437,669.00	10.9%
COTTONWOOD CREEK GOLF COURSE	$2,327,273.98	$2,243,283.41	$3,007,602.00	29.2%
DRAINAGE FUND	$5,712,258.00	$4,825,663.45	$7,368,680.00	29%
Total:	**$167,107,338.34**	**$151,303,589.76**	**$184,964,217.00**	**10.7%**

Revenues by Source

Projected 2023 Revenues by Source

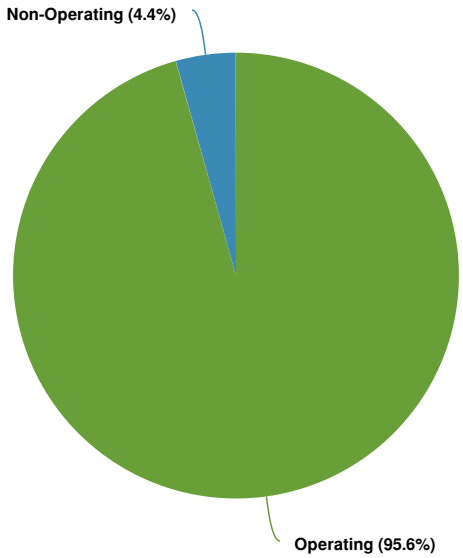

Budgeted and Historical 2023 Revenues by Source

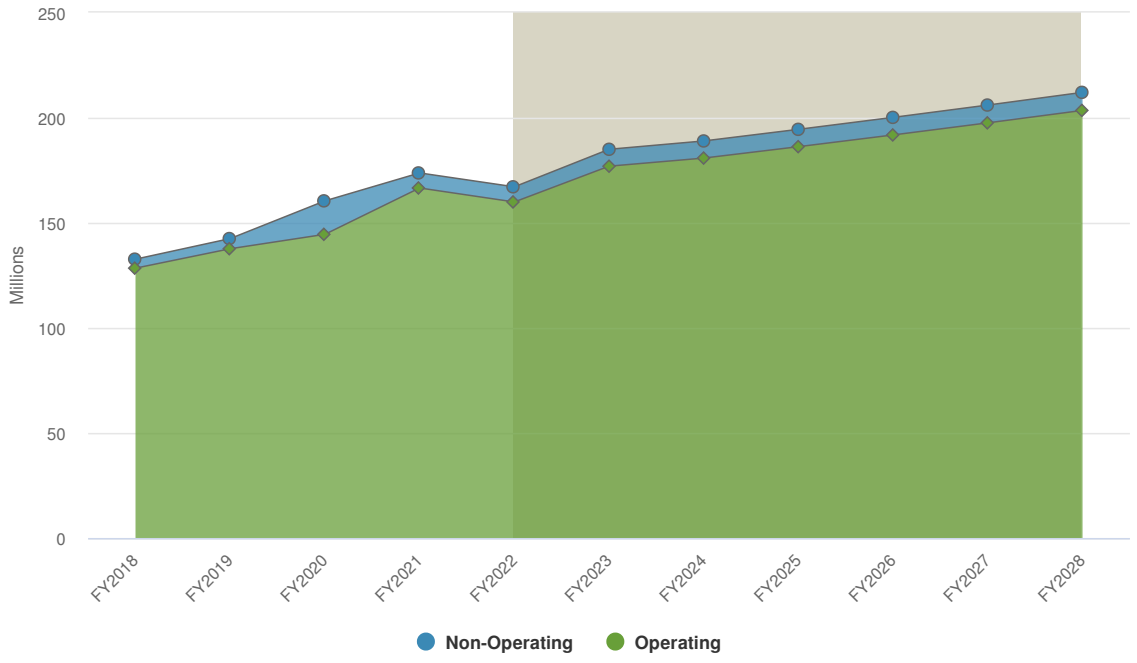

Grey background indicates budgeted figures.

Name	FY2022 Amended Budget	FY2022 Actual	FY2023 Budgeted	FY2022 Amended Budget vs. FY2023 Budgeted (% Change)
Revenue Source				
Operating	$159,898,517.34	$145,903,874.06	$176,917,533.00	10.6%
Non-Operating	$7,208,821.00	$5,399,715.70	$8,046,684.00	11.6%
Total Revenue Source:	**$167,107,338.34**	**$151,303,589.76**	**$184,964,217.00**	**10.7%**

Expenditures by Fund

2023 Expenditures by Fund

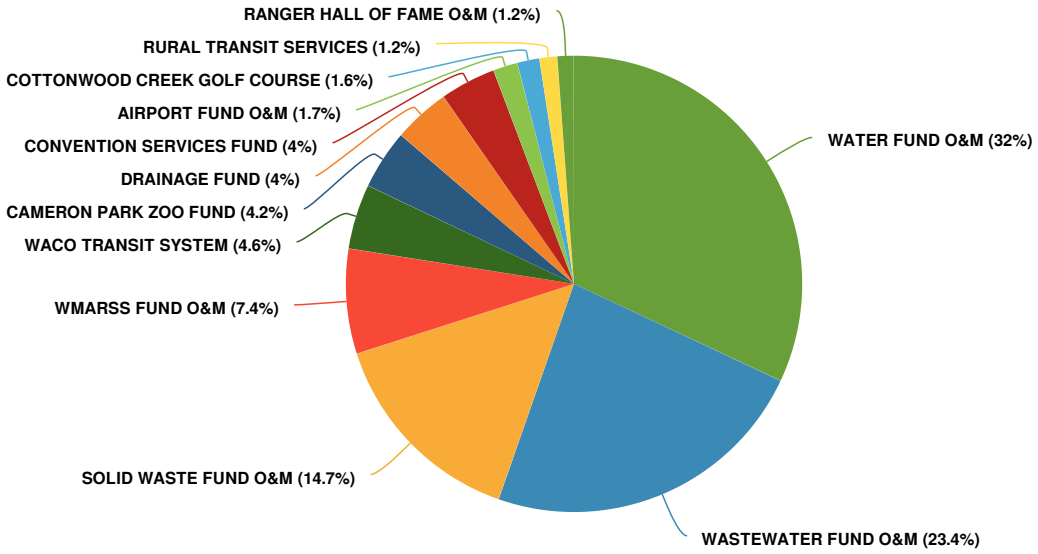

Budgeted and Historical 2023 Expenditures by Fund

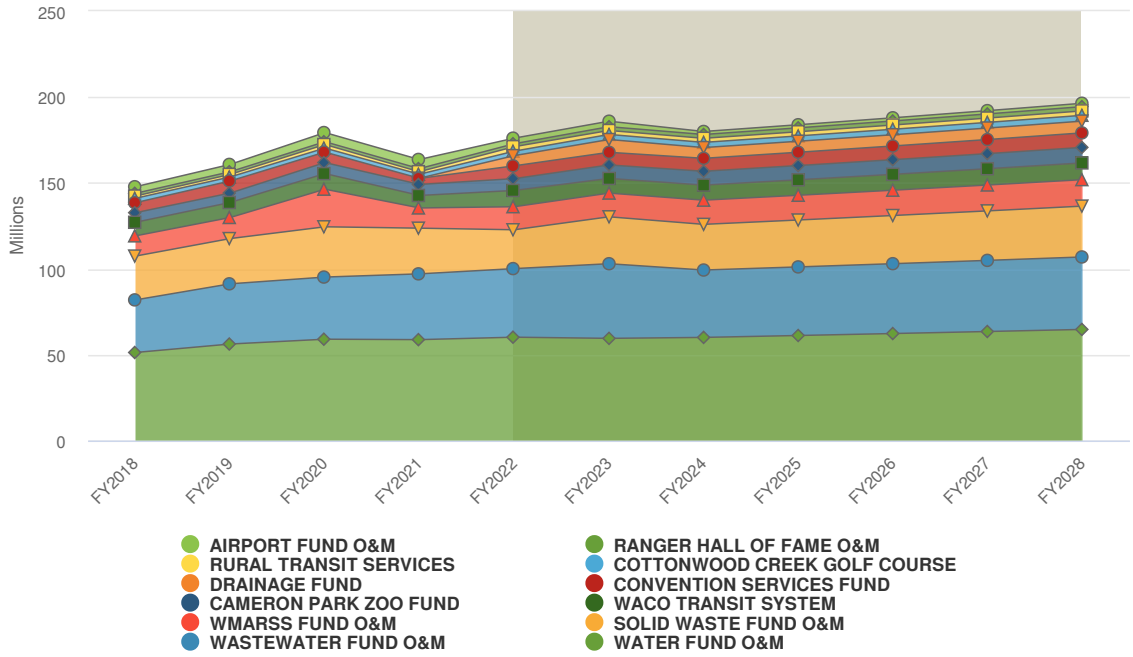

Grey background indicates budgeted figures.

Name	FY2022 Amended Budget	FY2022 Actual	FY2023 Budgeted	FY2022 Amended Budget vs. FY2023 Budgeted (% Change)
WATER FUND O&M	$60,174,835.28	$52,452,070.58	$59,491,683.00	-1.1%

Name	FY2022 Amended Budget	FY2022 Actual	FY2023 Budgeted	FY2022 Amended Budget vs. FY2023 Budgeted (% Change)
WASTEWATER FUND O&M	$39,937,038.73	$32,957,894.44	$43,467,362.00	8.8%
WMARSS FUND O&M	$13,426,771.74	$9,955,678.77	$13,801,651.00	2.8%
SOLID WASTE FUND O&M	$22,618,500.15	$18,942,320.06	$27,322,597.00	20.8%
AIRPORT FUND O&M	$3,248,880.50	$2,689,710.39	$3,205,690.00	-1.3%
CONVENTION SERVICES FUND	$7,460,288.23	$5,486,348.62	$7,353,835.00	-1.4%
RANGER HALL OF FAME O&M	$1,711,742.00	$1,340,656.62	$2,184,184.00	27.6%
WACO TRANSIT SYSTEM	$9,466,484.00	$5,824,133.98	$8,544,779.00	-9.7%
RURAL TRANSIT SERVICES	$2,629,811.00	$1,116,363.07	$2,319,658.00	-11.8%
CAMERON PARK ZOO FUND	$6,887,236.00	$5,463,391.67	$7,853,148.00	14%
COTTONWOOD CREEK GOLF COURSE	$2,598,617.00	$2,002,945.71	$2,949,008.00	13.5%
DRAINAGE FUND	$5,935,066.26	$2,694,769.27	$7,451,914.00	25.6%
Total:	**$176,095,270.89**	**$140,926,283.18**	**$185,945,509.00**	**5.6%**

Expenditures by Expense Type

Budgeted Expenditures by Expense Type

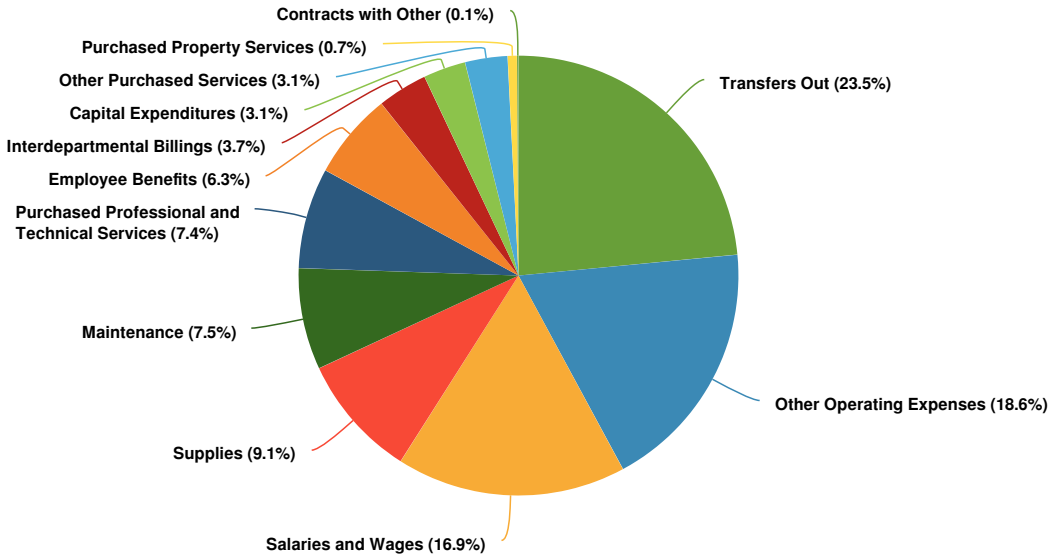

Budgeted and Historical Expenditures by Expense Type

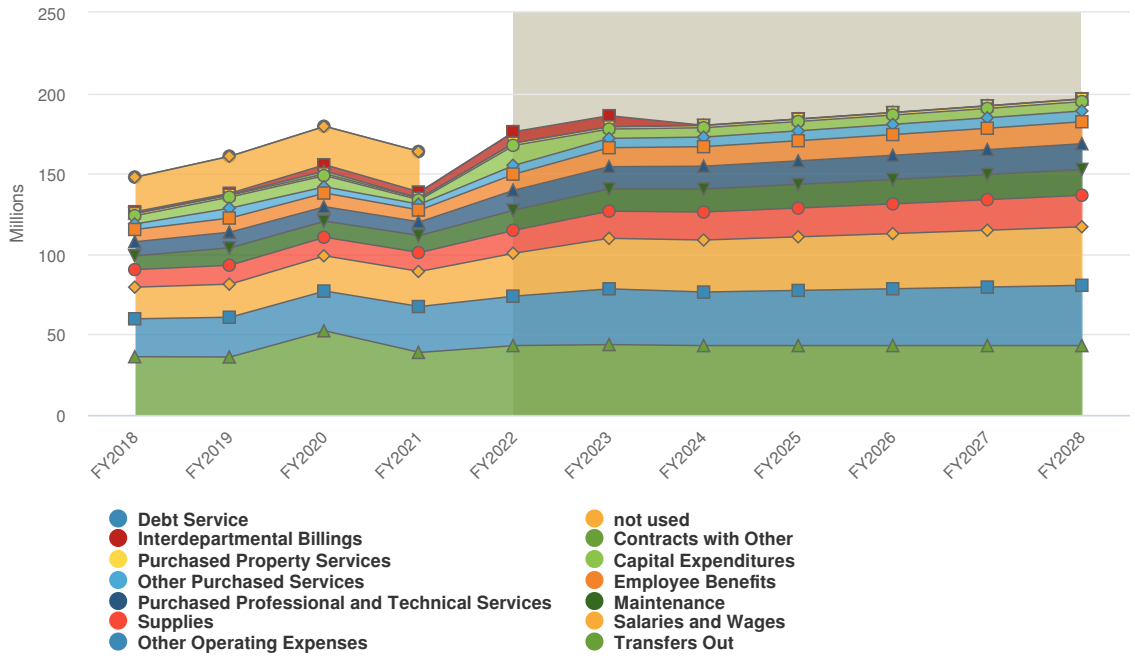

Grey background indicates budgeted figures.

Name	FY2022 Amended Budget	FY2022 Actual	FY2023 Budgeted	FY2022 Amended Budget vs. FY2023 Budgeted (% Change)
Expense Objects				
Salaries and Wages	$26,686,216.00	$20,976,660.35	$31,386,688.00	17.6%
Employee Benefits	$9,985,831.00	$8,019,396.83	$11,789,552.00	18.1%
Purchased Professional and Technical Services	$12,433,673.73	$8,002,510.44	$13,764,561.00	10.7%
Purchased Property Services	$1,341,877.48	$876,026.71	$1,287,876.00	-4%
Maintenance	$12,505,597.42	$9,585,107.07	$13,872,748.00	10.9%
Other Purchased Services	$5,479,077.16	$4,005,021.48	$5,794,648.00	5.8%
Supplies	$14,249,916.72	$11,361,369.32	$16,882,068.00	18.5%
Other Operating Expenses	$30,730,615.00	$23,198,327.85	$34,655,835.00	12.8%
Contracts with Other	$169,792.00	$169,792.00	$179,192.00	5.5%
Interdepartmental Billings	$7,013,132.00	$5,532,163.37	$6,832,741.00	-2.6%
Capital Expenditures	$12,378,624.38	$6,516,609.72	$5,812,230.00	-53%
Debt Service	$55,414.00	$55,414.00	$0.00	-100%
Transfers Out	$43,065,504.00	$42,137,505.50	$43,687,370.00	1.4%
not used	$0.00	$490,378.54	$0.00	0%
Total Expense Objects:	**$176,095,270.89**	**$140,926,283.18**	**$185,945,509.00**	**5.6%**

Utility Funds

The city has five enterprise utility funds the Water Utility Fund, the Wastewater Utility Fund, Waco Metropolitan Area Regional Sewage System (WMARSS) Utility Fund, the Solid Waste Fund, and the Drainage Utility Fund.

Summary

The City of Waco is projecting $153.56M of revenue in FY2023, which represents a 11.2% increase over the prior year. Budgeted expenditures are projected to increase by 6.6% or $9.44M to $151.54M in FY2023.

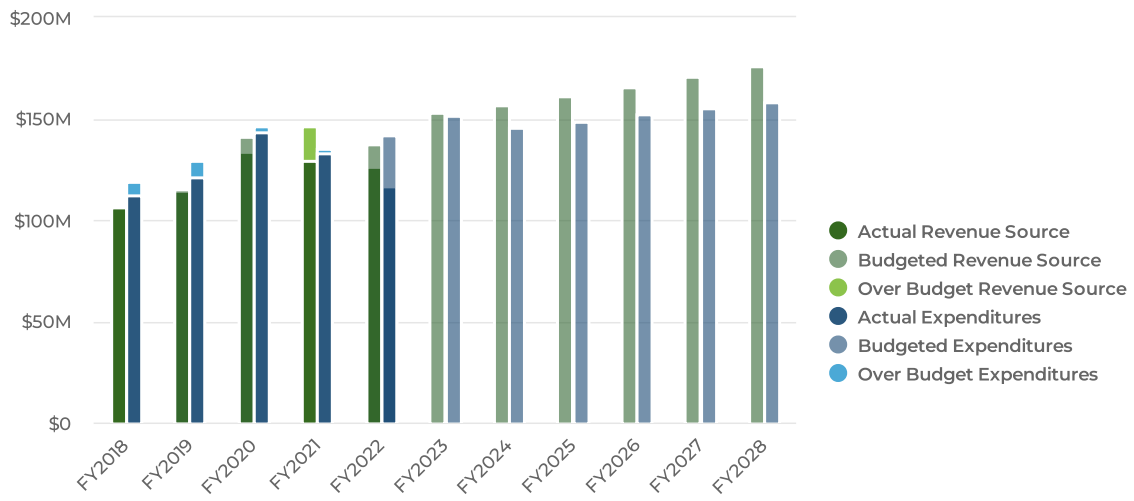

Revenue by Fund

2023 Revenue by Fund

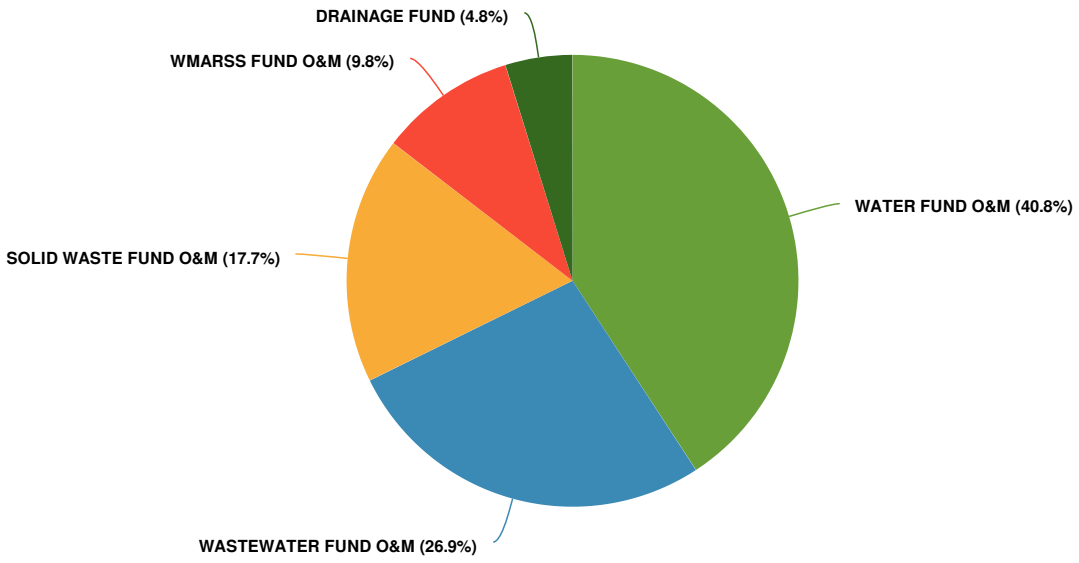

Budgeted and Historical 2023 Revenue by Fund

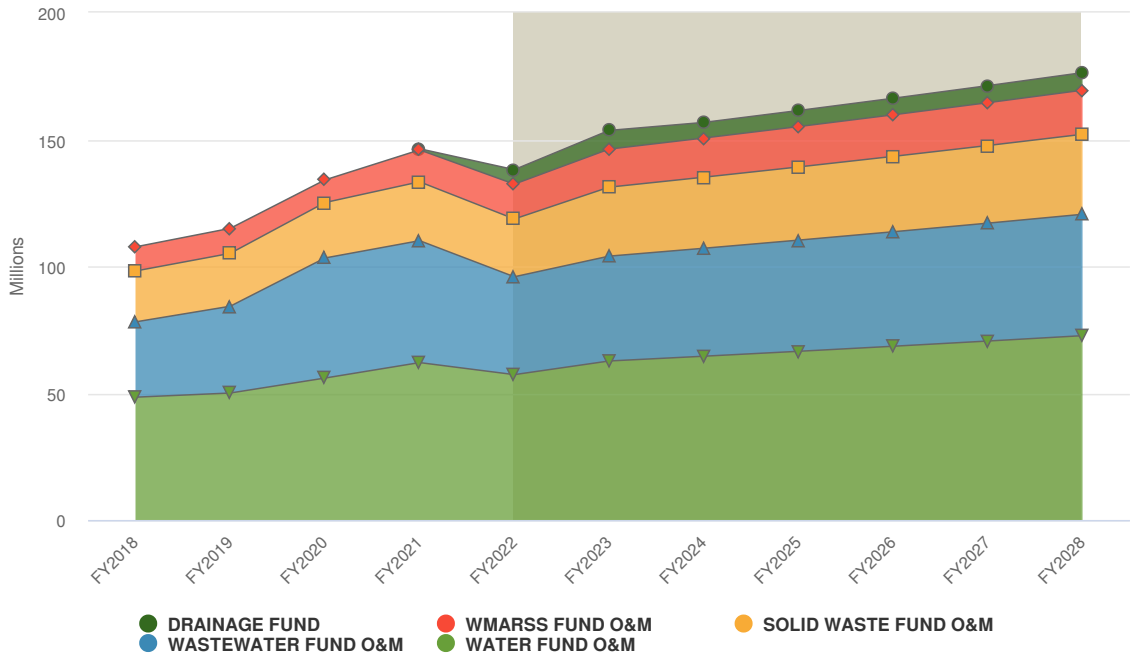

Grey background indicates budgeted figures.

Name	FY2022 Amended Budget	FY2022 Actual	FY2023 Budgeted	FY2022 Amended Budget vs. FY2023 Budgeted (% Change)
WATER FUND O&M	$57,289,770.00	$51,532,770.33	$62,670,067.00	9.4%
WASTEWATER FUND O&M	$38,579,074.00	$36,241,450.69	$41,328,347.00	7.1%
WMARSS FUND O&M	$13,734,811.00	$10,739,708.21	$14,999,841.00	9.2%
SOLID WASTE FUND O&M	$22,786,903.00	$23,651,638.57	$27,192,077.00	19.3%
DRAINAGE FUND	$5,712,258.00	$4,825,663.45	$7,368,680.00	29%
Total:	**$138,102,816.00**	**$126,991,231.25**	**$153,559,012.00**	**11.2%**

Revenues by Source

Projected 2023 Revenues by Source

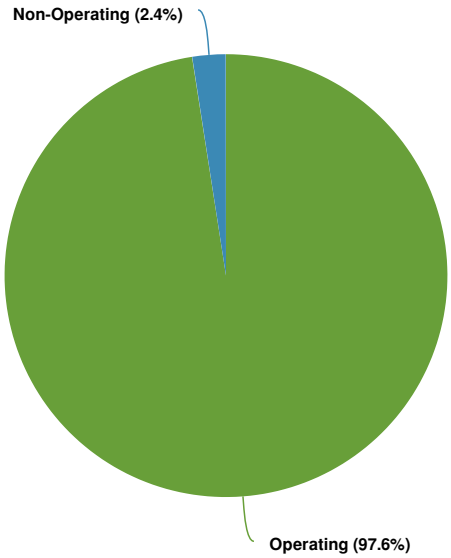

Budgeted and Historical 2023 Revenues by Source

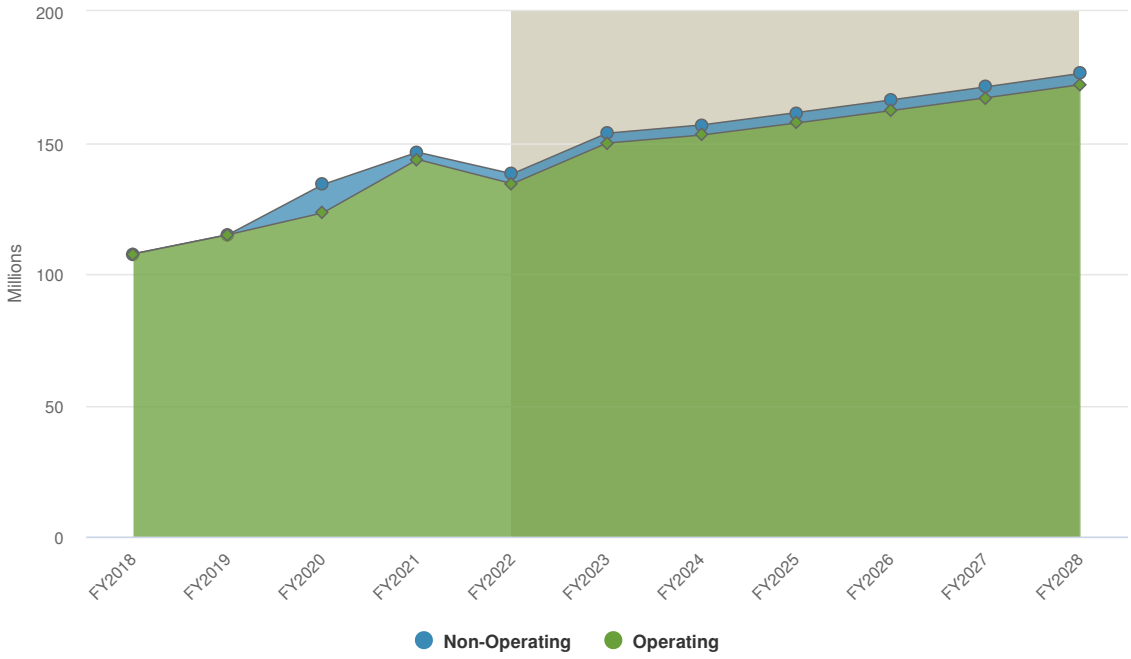

Grey background indicates budgeted figures.

Name	FY2022 Amended Budget	FY2022 Actual	FY2023 Budgeted	FY2022 Amended Budget vs. FY2023 Budgeted (% Change)
Revenue Source				

Name	FY2022 Amended Budget	FY2022 Actual	FY2023 Budgeted	FY2022 Amended Budget vs. FY2023 Budgeted (% Change)
Operating	$134,320,871.00	$123,862,474.75	$149,810,826.00	11.5%
Non-Operating	$3,781,945.00	$3,128,756.50	$3,748,186.00	-0.9%
Total Revenue Source:	**$138,102,816.00**	**$126,991,231.25**	**$153,559,012.00**	**11.2%**

Expenditures by Fund

2023 Expenditures by Fund

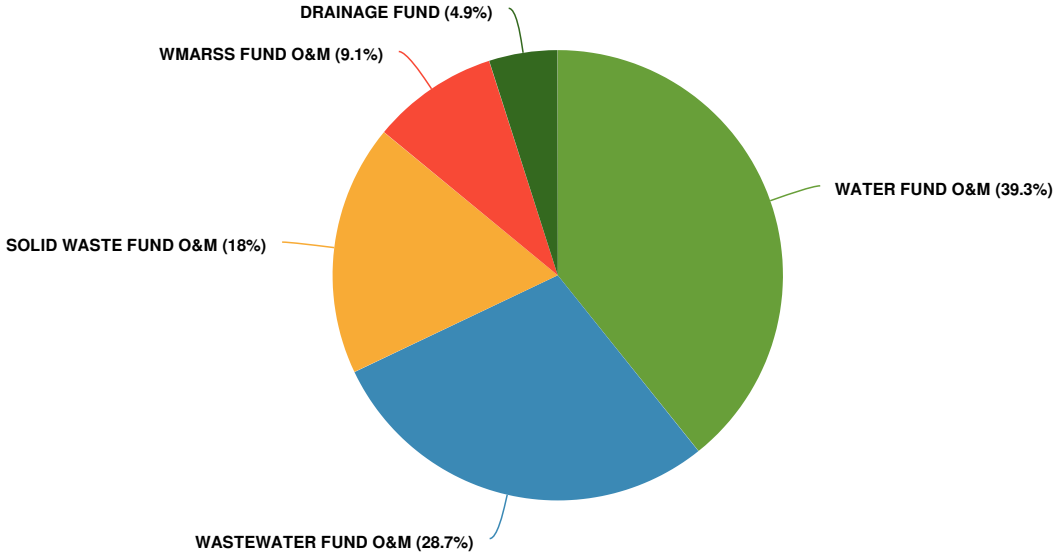

Budgeted and Historical 2023 Expenditures by Fund

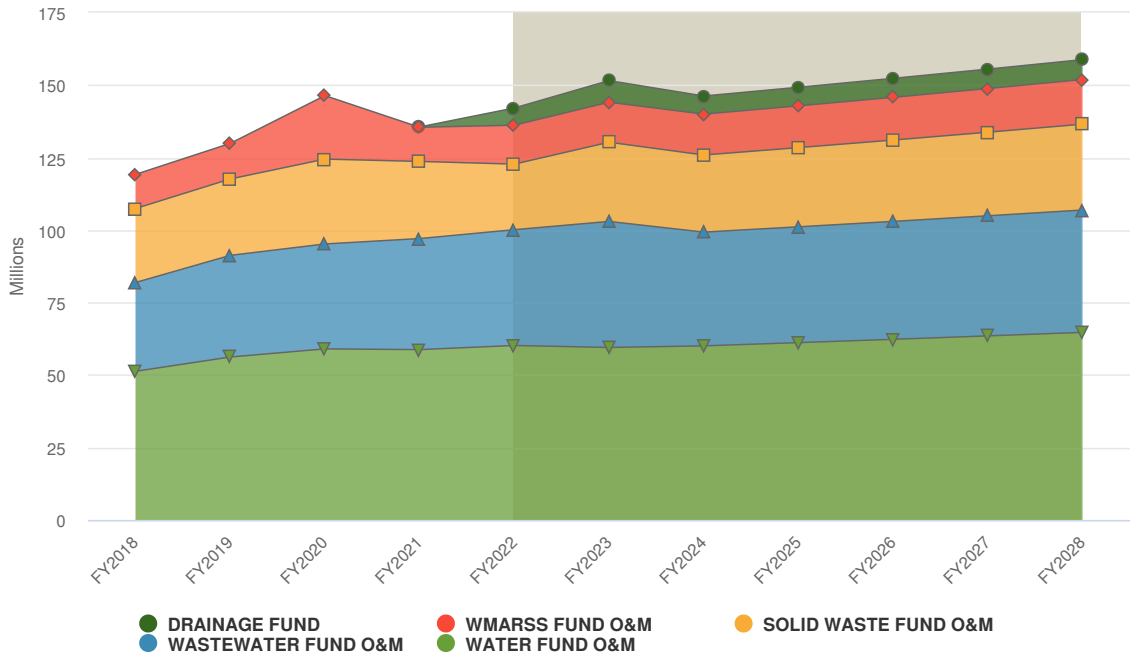

Grey background indicates budgeted figures.

Name	FY2022 Amended Budget	FY2022 Actual	FY2023 Budgeted	FY2022 Amended Budget vs. FY2023 Budgeted (% Change)
WATER FUND O&M	$60,174,835.28	$52,452,070.58	$59,491,683.00	-1.1%
WASTEWATER FUND O&M	$39,937,038.73	$32,957,894.44	$43,467,362.00	8.8%
WMARSS FUND O&M	$13,426,771.74	$9,955,678.77	$13,801,651.00	2.8%
SOLID WASTE FUND O&M	$22,618,500.15	$18,942,320.06	$27,322,597.00	20.8%
DRAINAGE FUND	$5,935,066.26	$2,694,769.27	$7,451,914.00	25.6%
Total:	**$142,092,212.16**	**$117,002,733.12**	**$151,535,207.00**	**6.6%**

Expenditures by Expense Type

Budgeted Expenditures by Expense Type

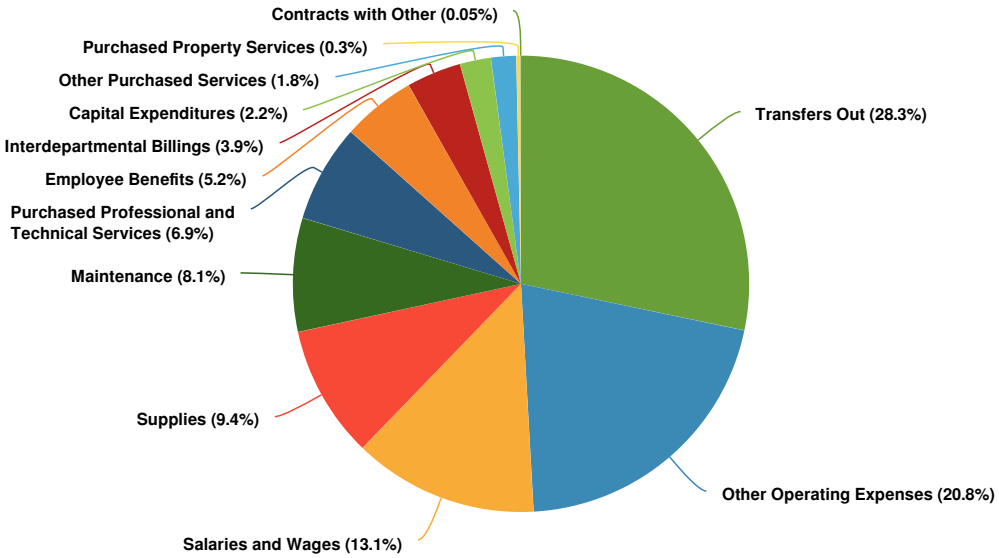

Budgeted and Historical Expenditures by Expense Type

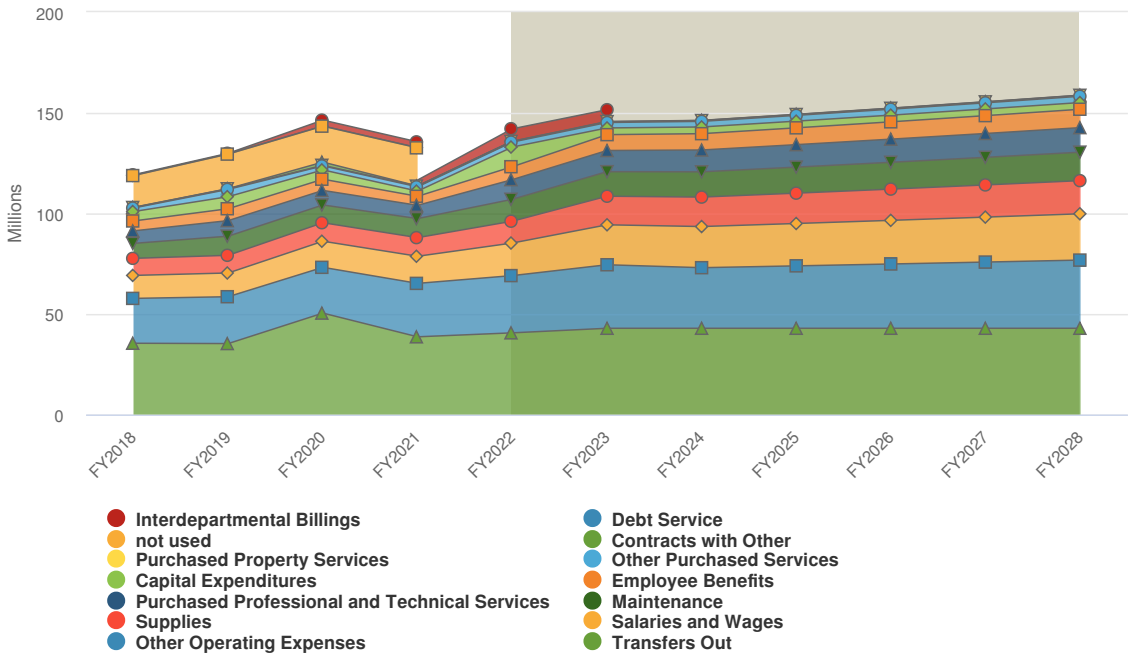

Grey background indicates budgeted figures.

Name	FY2022 Amended Budget	FY2022 Actual	FY2023 Budgeted	FY2022 Amended Budget vs. FY2023 Budgeted (% Change)
Expense Objects				
Salaries and Wages	$16,195,670.00	$13,394,014.87	$19,856,401.00	22.6%
Employee Benefits	$6,426,867.00	$5,337,241.24	$7,881,263.00	22.6%
Purchased Professional and Technical Services	$9,780,332.63	$5,824,441.39	$10,529,422.00	7.7%
Purchased Property Services	$319,571.48	$251,765.98	$406,980.00	27.4%
Maintenance	$10,885,323.52	$8,490,764.80	$12,202,023.00	12.1%
Other Purchased Services	$2,472,331.52	$1,659,596.59	$2,702,411.00	9.3%
Supplies	$10,856,667.59	$8,974,131.78	$14,216,247.00	30.9%
Other Operating Expenses	$28,456,364.00	$21,348,714.36	$31,582,271.00	11%
Contracts with Other	$69,792.00	$69,792.00	$79,192.00	13.5%
Interdepartmental Billings	$6,210,134.00	$4,866,787.50	$5,884,377.00	-5.2%
Capital Expenditures	$9,768,740.42	$6,497,684.57	$3,331,250.00	-65.9%
Debt Service	$55,414.00	$55,414.00	$0.00	-100%
Transfers Out	$40,595,004.00	$39,742,005.50	$42,863,370.00	5.6%
not used	$0.00	$490,378.54	$0.00	0%
Total Expense Objects:	**$142,092,212.16**	**$117,002,733.12**	**$151,535,207.00**	**6.6%**

Water Utility Fund

The Water Utility Fund, an enterprise fund, is responsible for the operations of treating, transporting, storing, delivering, and metering safe and reliable drinking water for the citizens and customers of Waco. The Water Utility Fund is considered a major fund of the city.

Summary

The City of Waco is projecting $62.67M of revenue in FY2023, which represents a 9.4% increase over the prior year. Budgeted expenditures are projected to decrease by 1.1% or $683.15K to $59.49M in FY2023.

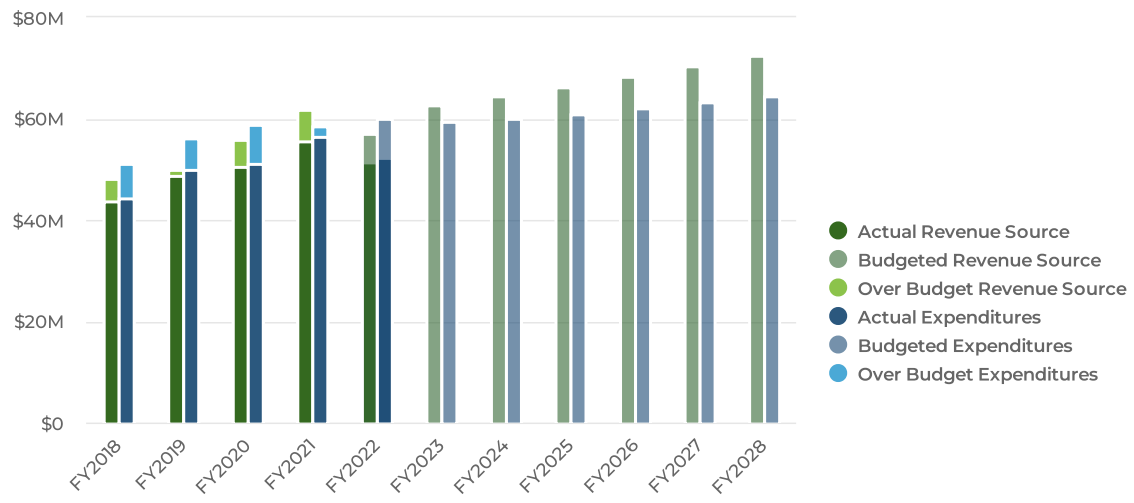

Revenues by Source

Projected 2023 Revenues by Source

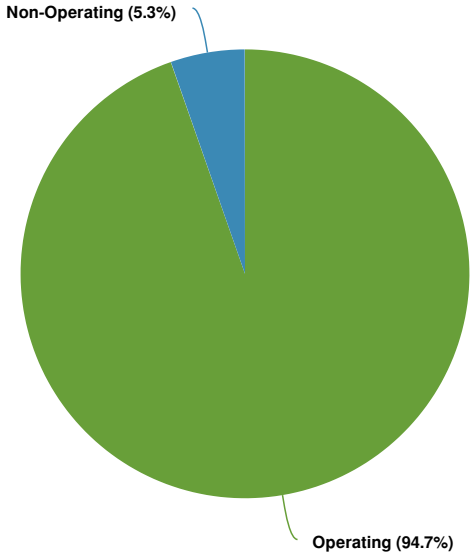

Budgeted and Historical 2023 Revenues by Source

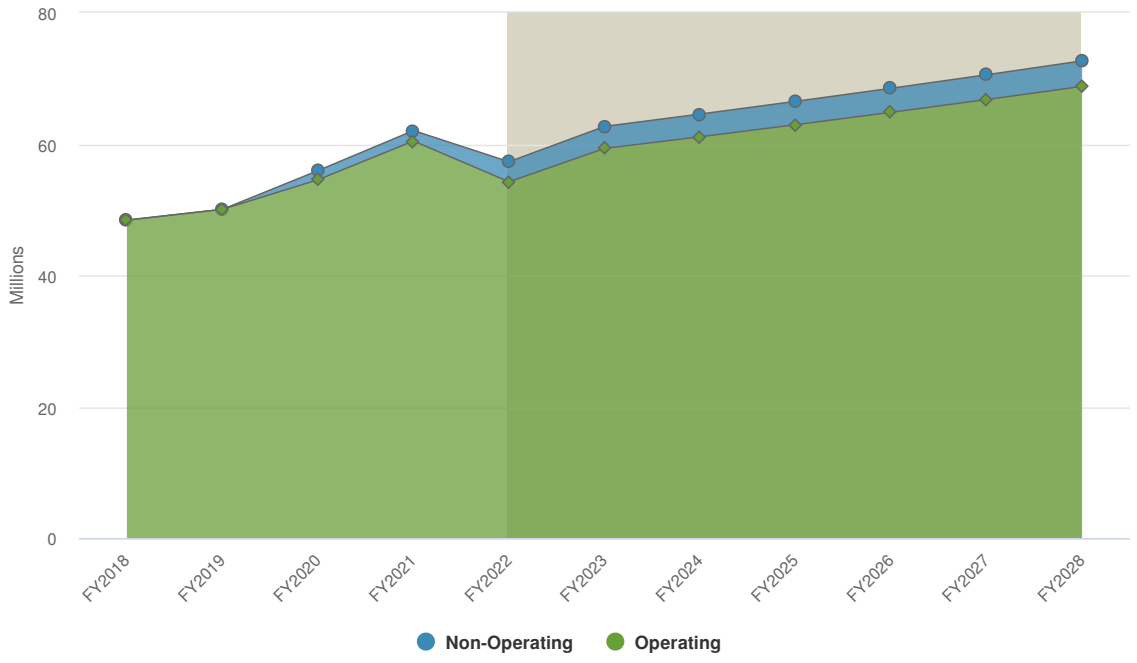

Grey background indicates budgeted figures.

Name	FY2022 Amended Budget	FY2022 Actual	FY2023 Budgeted	FY2022 Amended Budget vs. FY2023 Budgeted (% Change)
Revenue Source				
Operating	$54,235,585.00	$48,987,612.93	$59,319,316.00	9.4%
Non-Operating	$3,054,185.00	$2,545,157.40	$3,350,751.00	9.7%
Total Revenue Source:	**$57,289,770.00**	**$51,532,770.33**	**$62,670,067.00**	**9.4%**

Expenditures by Expense Type

Budgeted Expenditures by Expense Type

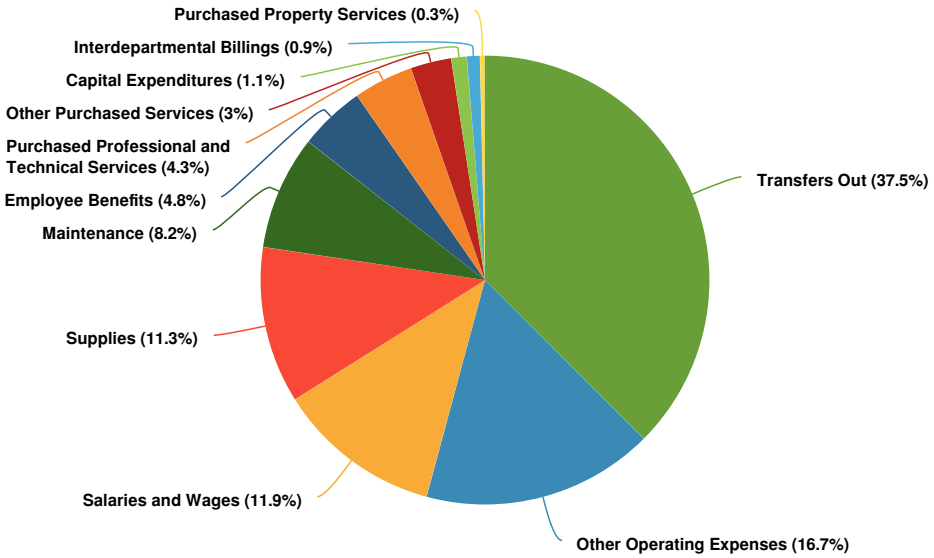

Budgeted and Historical Expenditures by Expense Type

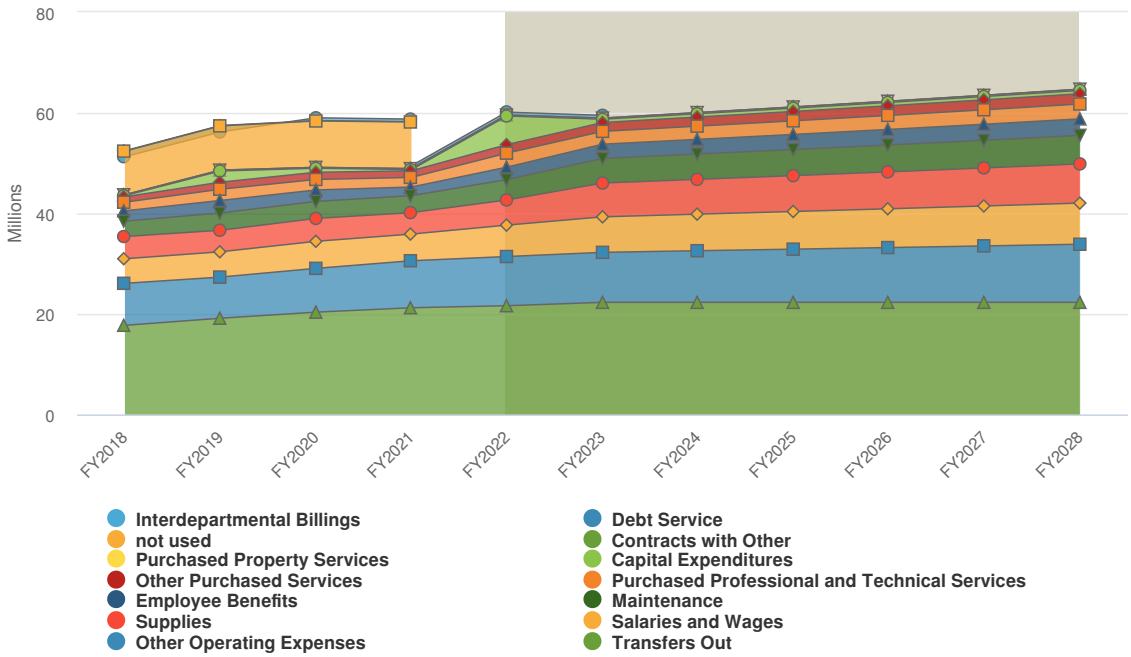

Grey background indicates budgeted figures.

Name	FY2022 Amended Budget	FY2022 Actual	FY2023 Budgeted	FY2022 Amended Budget vs. FY2023 Budgeted (% Change)
Expense Objects				
Salaries and Wages	$6,252,181.00	$5,002,193.03	$7,059,979.00	12.9%
Employee Benefits	$2,478,358.00	$1,972,503.61	$2,827,331.00	14.1%
Purchased Professional and Technical Services	$2,790,016.96	$1,587,441.31	$2,551,769.00	-8.5%
Purchased Property Services	$175,128.32	$140,430.88	$207,937.00	18.7%
Maintenance	$4,046,713.64	$3,280,067.94	$4,896,478.00	21%
Other Purchased Services	$1,690,536.44	$1,039,482.85	$1,758,782.00	4%
Supplies	$5,003,365.46	$4,199,926.54	$6,720,109.00	34.3%
Other Operating Expenses	$9,779,939.00	$8,036,519.45	$9,943,523.00	1.7%
Contracts with Other	$7,123.00	$7,123.00	$7,123.00	0%
Interdepartmental Billings	$571,200.00	$424,504.20	$552,522.00	-3.3%
Capital Expenditures	$5,692,333.46	$4,648,911.55	$663,000.00	-88.4%
Debt Service	$55,414.00	$55,414.00	$0.00	-100%
Transfers Out	$21,632,526.00	$21,567,173.68	$22,303,130.00	3.1%
not used	$0.00	$490,378.54	$0.00	0%
Total Expense Objects:	**$60,174,835.28**	**$52,452,070.58**	**$59,491,683.00**	**-1.1%**

Fund Balance

The Water Utility Fund is required to set aside 30% of annual revenues + 2% of tangible capital assets as the minimum fund balance for the fund, per the financial management policy statements. The projected fund balance for FY 23 is $40,764,642. This amount is more than the minimum required fund balance of $27,393,417 by $13.4 million. The Water Utility Fund intends to use the excess fund balance on one-time projects and activities.

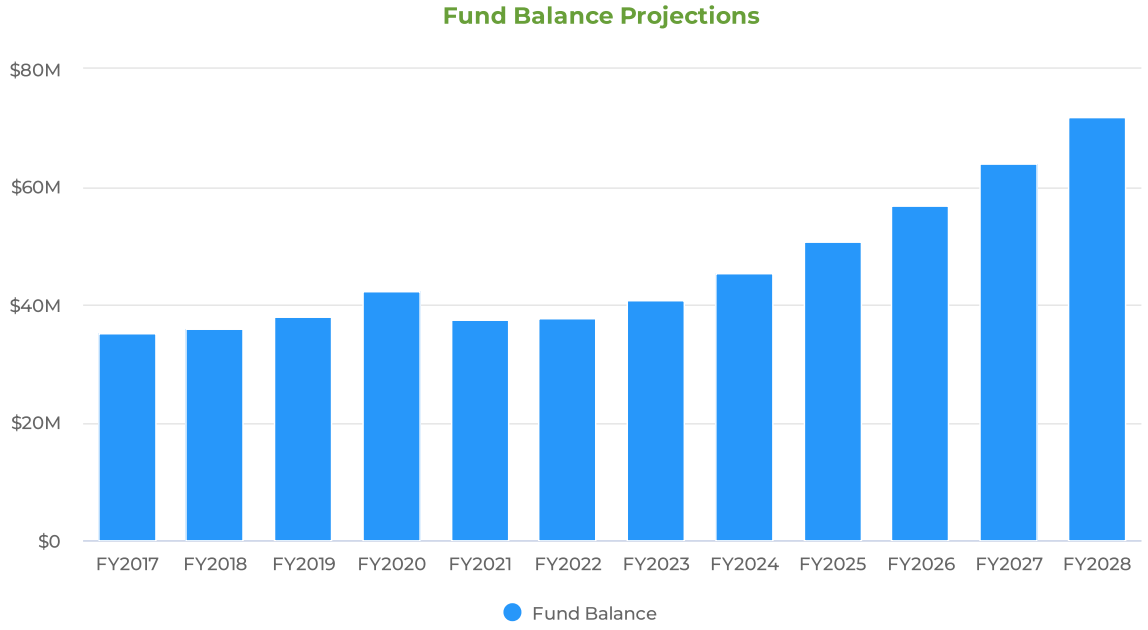

Wastewater Utility Fund

The Wastewater Utility Fund is responsible for safely and reliably transporting wastewater for the citizens and customers of Waco.

Summary

The City of Waco is projecting $41.33M of revenue in FY2023, which represents a 7.1% increase over the prior year. Budgeted expenditures are projected to increase by 8.8% or $3.53M to $43.47M in FY2023.

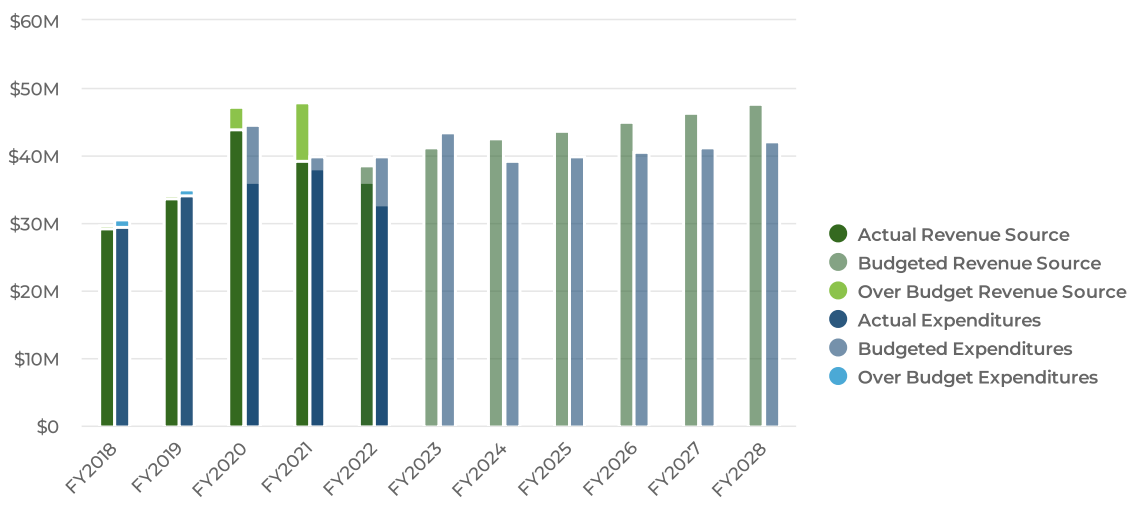

Revenues by Source

Projected 2023 Revenues by Source

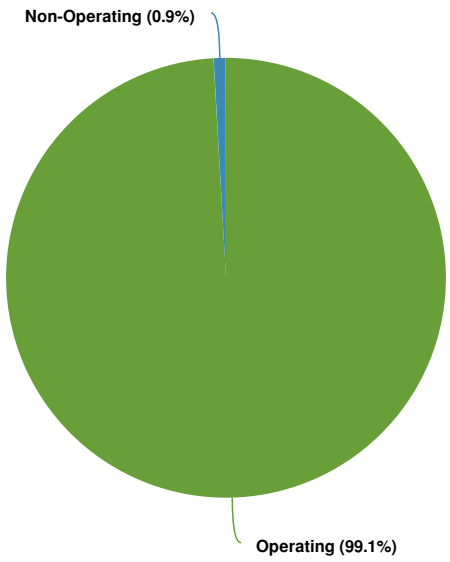

Budgeted and Historical 2023 Revenues by Source

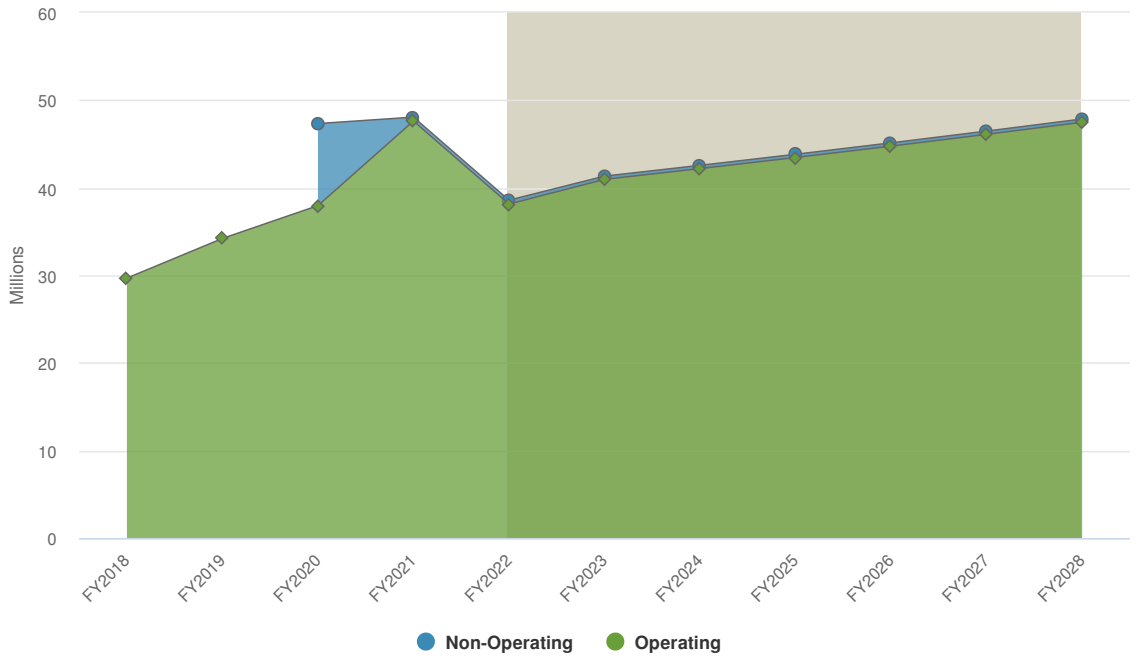

Grey background indicates budgeted figures.

Name	FY2022 Amended Budget	FY2022 Actual	FY2023 Budgeted	FY2022 Amended Budget vs. FY2023 Budgeted (% Change)
Revenue Source				
Operating	$38,136,137.00	$35,872,336.59	$40,958,353.00	7.4%
Non-Operating	$442,937.00	$369,114.10	$369,994.00	-16.5%
Total Revenue Source:	**$38,579,074.00**	**$36,241,450.69**	**$41,328,347.00**	**7.1%**

Expenditures by Expense Type

Budgeted Expenditures by Expense Type

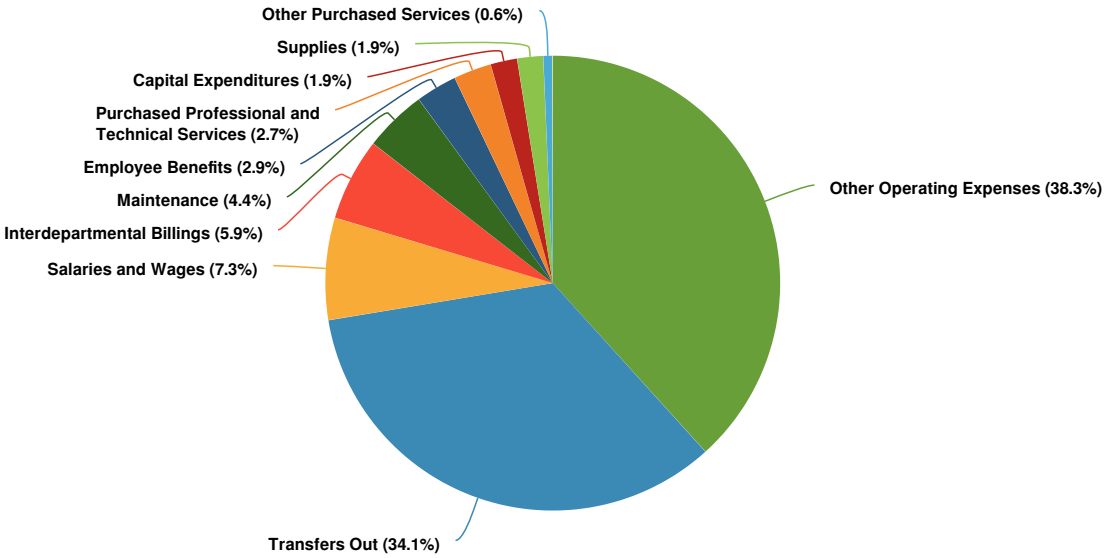

Budgeted and Historical Expenditures by Expense Type

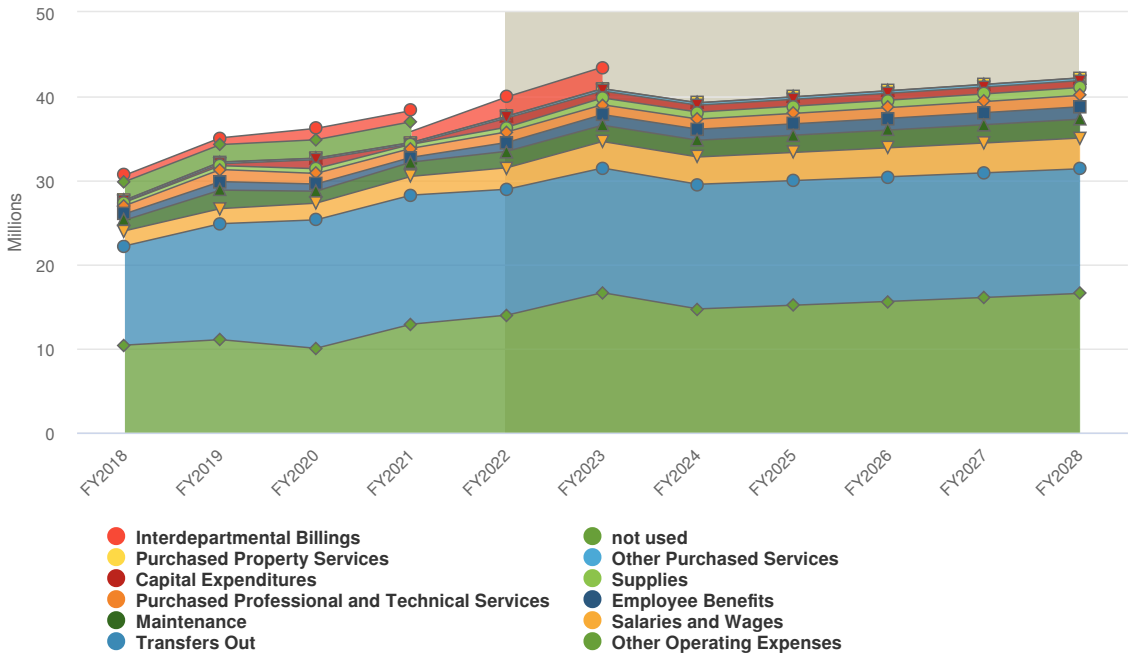

Grey background indicates budgeted figures.

Name	Account ID	FY2022 Amended Budget	FY2022 Actual	FY2023 Budgeted	FY2022 Amended Budget vs. FY2023 Budgeted (% Change)
Expense Objects					
Salaries and Wages		$2,560,474.00	$2,160,774.48	$3,155,792.00	23.3%
Employee Benefits		$1,053,496.00	$828,088.66	$1,273,605.00	20.9%
Purchased Professional and Technical Services		$1,251,414.85	$811,089.76	$1,171,611.00	-6.4%
Purchased Property Services		$23,970.00	$13,697.54	$16,750.00	-30.1%
Maintenance		$1,954,484.42	$1,256,816.65	$1,932,550.00	-1.1%
Other Purchased Services		$204,279.08	$177,285.54	$266,786.00	30.6%
Supplies		$566,691.13	$461,423.34	$806,627.00	42.3%
Other Operating Expenses		$13,968,482.00	$9,891,099.93	$16,642,056.00	19.1%
Interdepartmental Billings		$2,286,403.00	$1,905,335.80	$2,556,130.00	11.8%
Capital Expenditures		$1,091,870.25	$493,548.29	$820,000.00	-24.9%
Transfers Out		$14,975,474.00	$14,958,734.45	$14,825,455.00	-1%
Total Expense Objects:		**$39,937,038.73**	**$32,957,894.44**	**$43,467,362.00**	**8.8%**

Fund Balance

The Wastewater Utility Fund is required to set aside 30% of annual revenues + 2% of tangible capital assets as the minimum fund balance for the fund, per the financial management policy statements. The projected fund balance for FY 23 is $38,000,054. This amount is more than the minimum required fund balance of $22,779,048 by $15.2 million. The Wastewater Utility Fund intends to use the excess fund balance on one-time projects and activities.

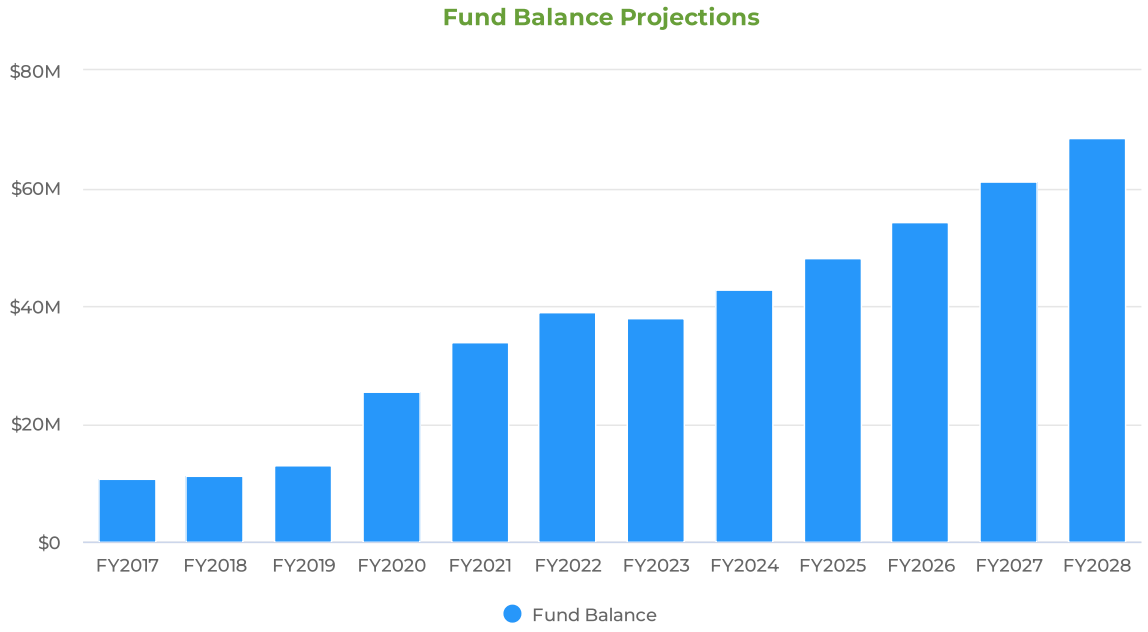

Waco Metropolitan Area Regional Sewage System (WMARSS) Utility Fund

This fund is used to account for the operations of the Waco Metropolitan Area Regional Sewage System (WMARSS). For financial reporting, this fund is combined with the wastewater fund.

Summary

The City of Waco is projecting $15M of revenue in FY2023, which represents a 9.2% increase over the prior year. Budgeted expenditures are projected to increase by 2.8% or $374.88K to $13.8M in FY2023.

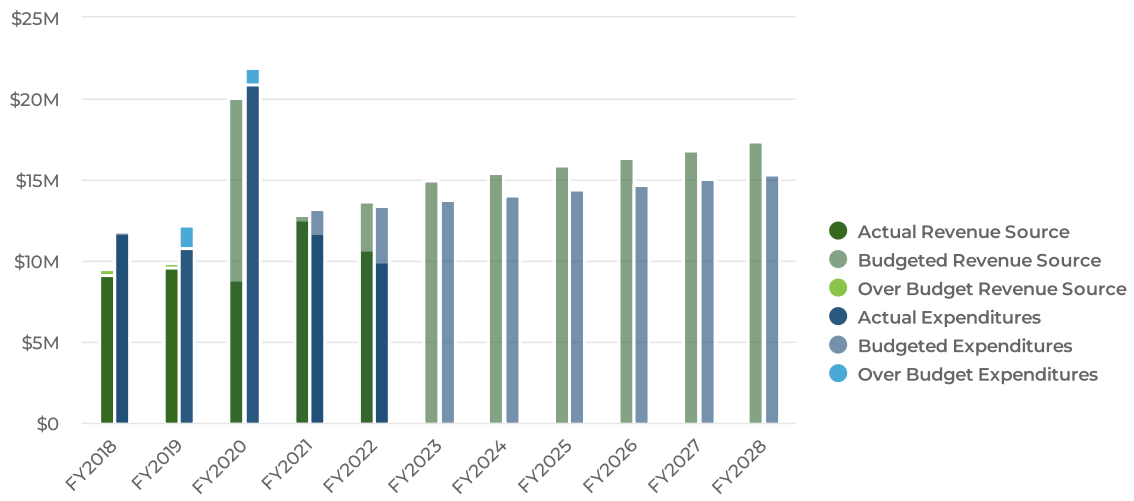

Revenues by Source

Projected 2023 Revenues by Source

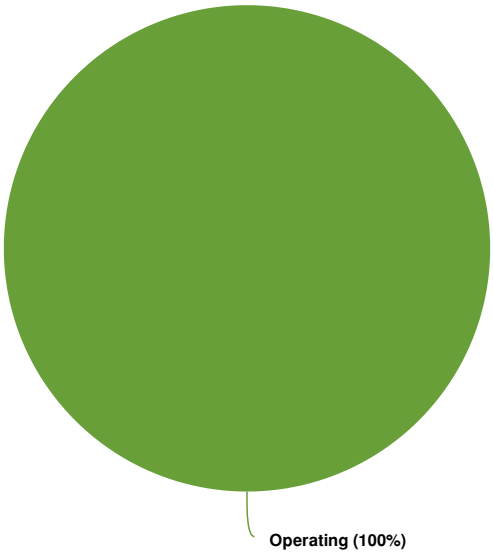

Budgeted and Historical 2023 Revenues by Source

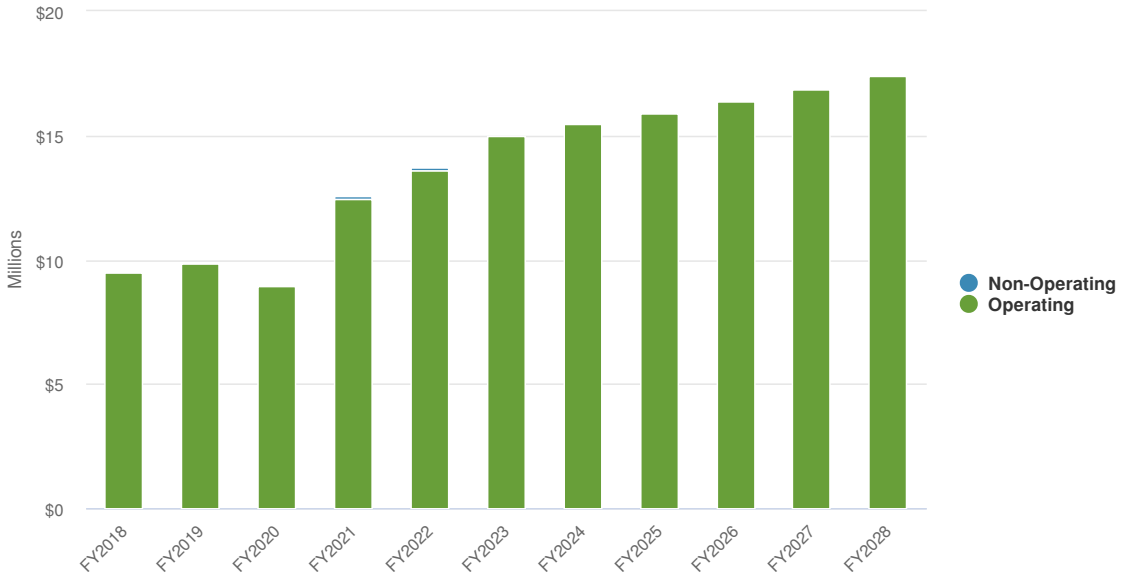

Name	FY2022 Amended Budget	FY2022 Actual	FY2023 Budgeted	FY2022 Amended Budget vs. FY2023 Budgeted (% Change)
Revenue Source				
Operating	$13,574,359.00	$10,605,998.21	$14,999,841.00	10.5%
Non-Operating	$160,452.00	$133,710.00	$0.00	-100%
Total Revenue Source:	**$13,734,811.00**	**$10,739,708.21**	**$14,999,841.00**	**9.2%**

Expenditures by Expense Type

Budgeted Expenditures by Expense Type

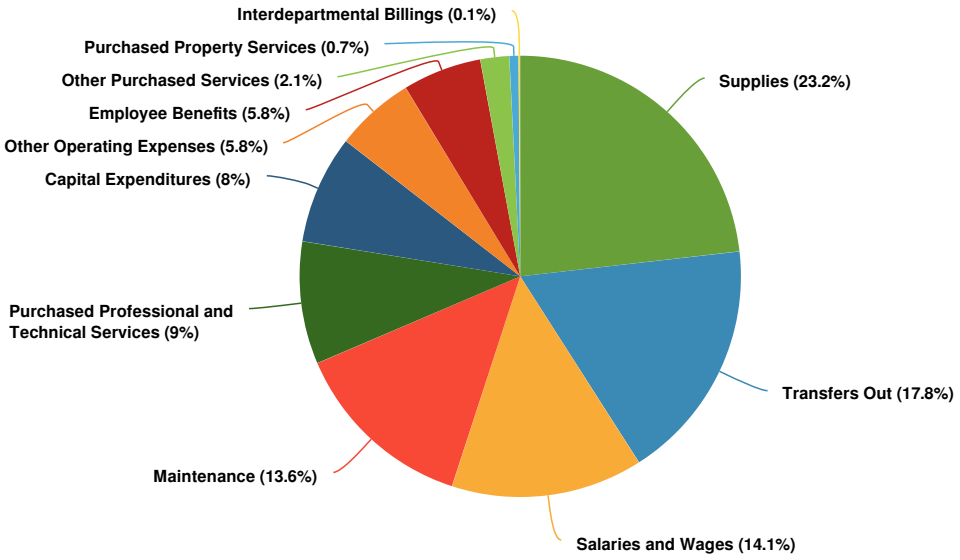

Budgeted and Historical Expenditures by Expense Type

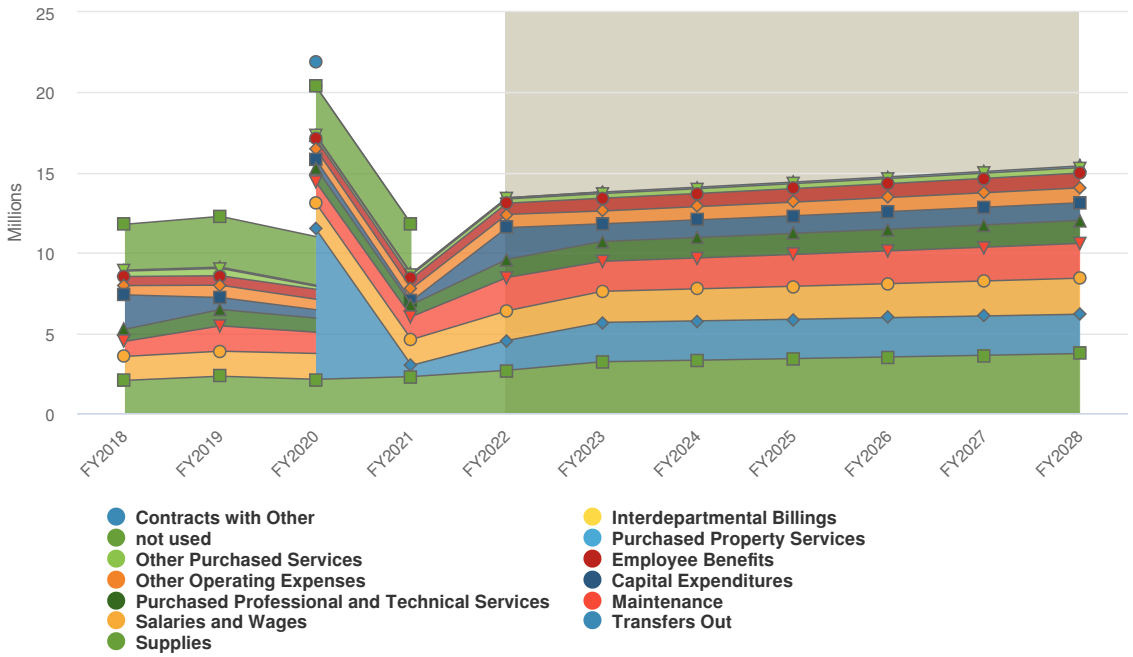

Grey background indicates budgeted figures.

Name	FY2022 Amended Budget	FY2022 Actual	FY2023 Budgeted	FY2022 Amended Budget vs. FY2023 Budgeted (% Change)
Expense Objects				
Salaries and Wages	$1,854,021.00	$1,475,679.32	$1,940,100.00	4.6%
Employee Benefits	$699,020.00	$564,817.81	$796,847.00	14%
Purchased Professional and Technical Services	$1,135,555.65	$781,838.76	$1,239,716.00	9.2%
Purchased Property Services	$75,049.16	$73,355.80	$92,450.00	23.2%
Maintenance	$2,074,944.10	$1,261,084.53	$1,870,750.00	-9.8%
Other Purchased Services	$261,175.63	$248,497.69	$290,942.00	11.4%
Supplies	$2,666,328.48	$2,012,896.94	$3,201,235.00	20.1%
Other Operating Expenses	$825,329.00	$687,774.20	$802,213.00	-2.8%
Interdepartmental Billings	$223.00	$185.80	$17,007.00	7,526.5%
Capital Expenditures	$1,978,127.72	$1,054,129.00	$1,098,250.00	-44.5%
Transfers Out	$1,856,998.00	$1,795,418.92	$2,452,141.00	32%
Total Expense Objects:	**$13,426,771.74**	**$9,955,678.77**	**$13,801,651.00**	**2.8%**

Solid Waste Fund

The Solid Waste Fund provides environmentally sound and cost-effective waste management services in the form of residential, commercial, industrial, and institutional garbage collection and disposal that are an essential need of the community.

Summary

The City of Waco is projecting $27.19M of revenue in FY2023, which represents a 19.3% increase over the prior year. Budgeted expenditures are projected to increase by 20.8% or $4.7M to $27.32M in FY2023.

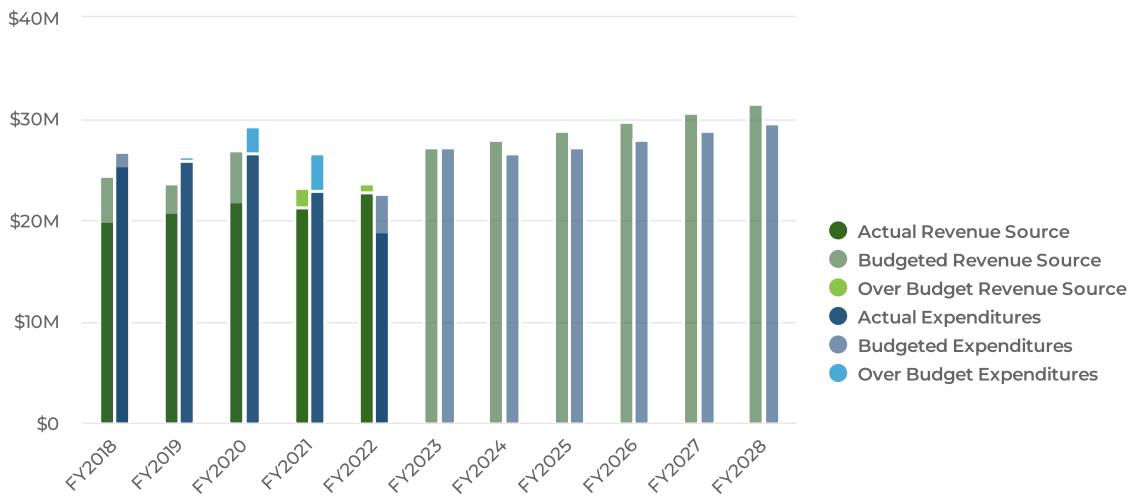

Revenues by Source

Projected 2023 Revenues by Source

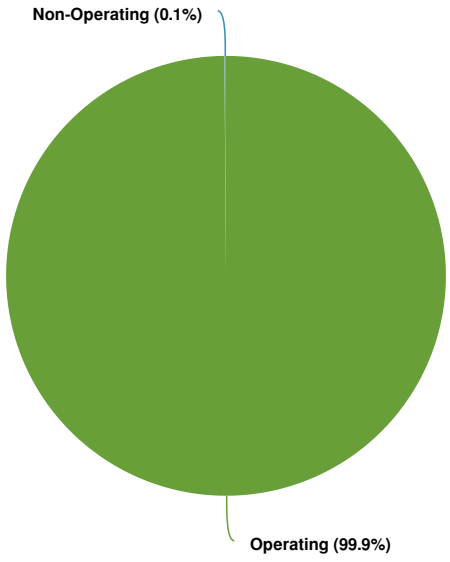

Budgeted and Historical 2023 Revenues by Source

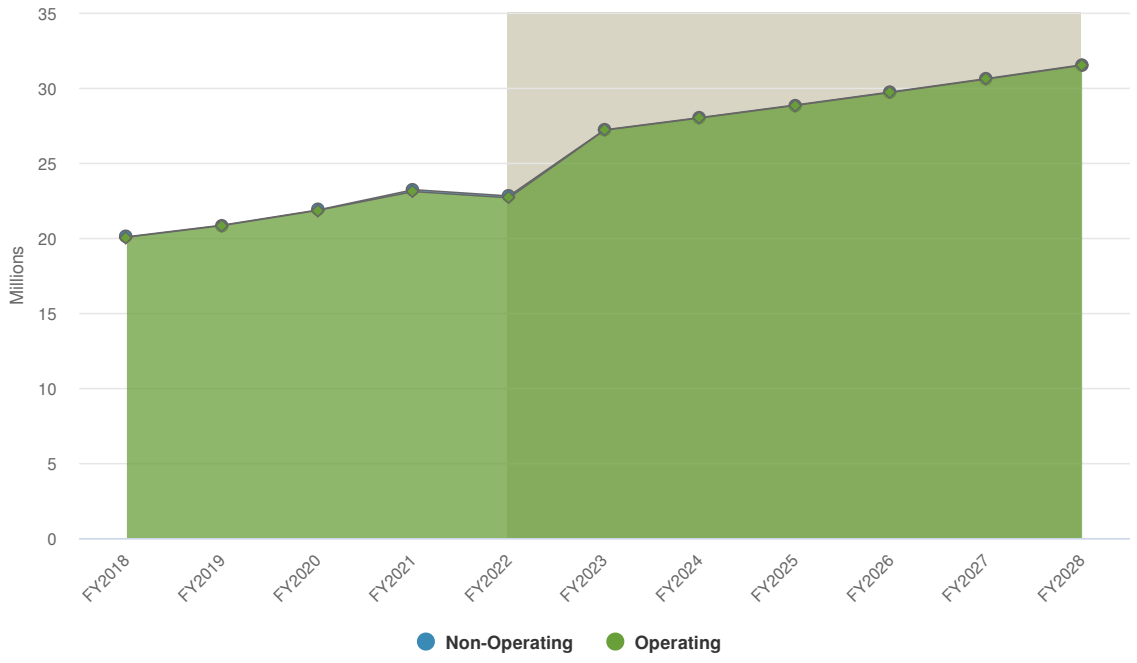

Grey background indicates budgeted figures.

Name	FY2022 Amended Budget	FY2022 Actual	FY2023 Budgeted	FY2022 Amended Budget vs. FY2023 Budgeted (% Change)
Revenue Source				
Operating	$22,662,532.00	$23,570,863.57	$27,164,636.00	19.9%
Non-Operating	$124,371.00	$80,775.00	$27,441.00	-77.9%
Total Revenue Source:	**$22,786,903.00**	**$23,651,638.57**	**$27,192,077.00**	**19.3%**

Expenditures by Expense Type

Budgeted Expenditures by Expense Type

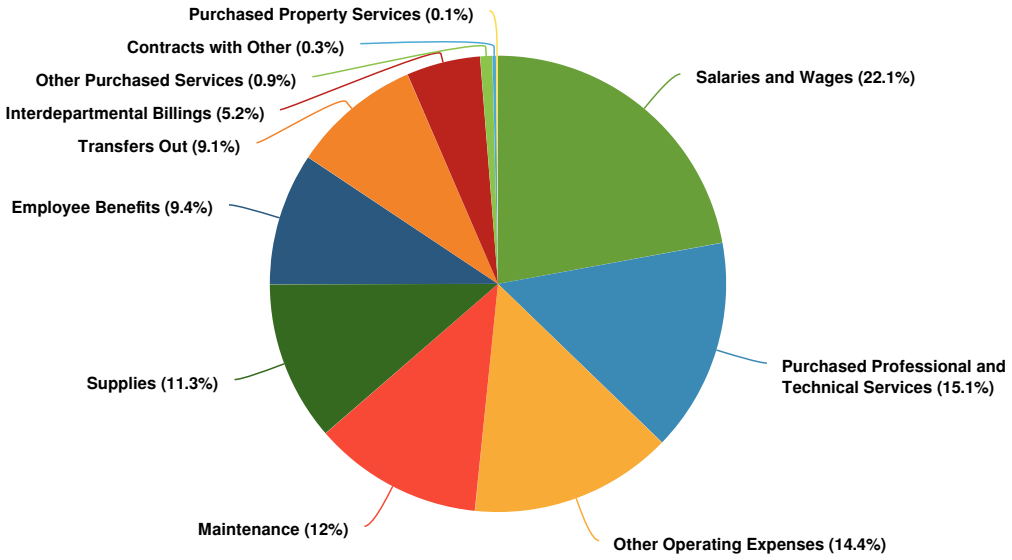

Budgeted and Historical Expenditures by Expense Type

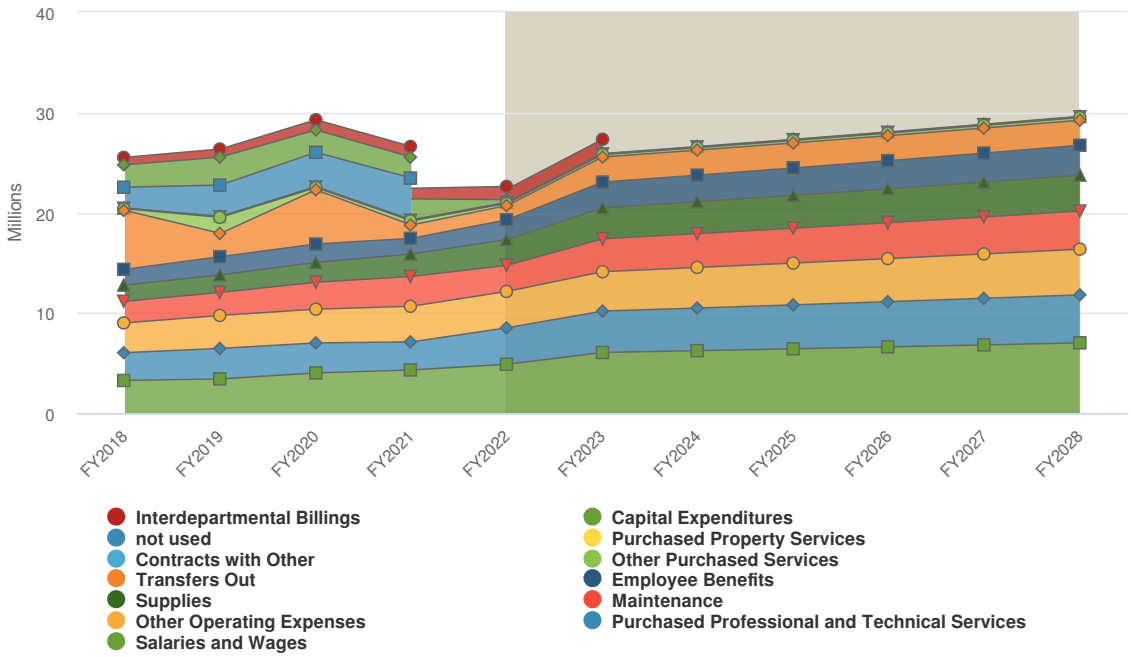

Grey background indicates budgeted figures.

Name	FY2022 Amended Budget	FY2022 Actual	FY2023 Budgeted	FY2022 Amended Budget vs. FY2023 Budgeted (% Change)
Expense Objects				
Salaries and Wages	$4,865,611.00	$4,212,827.82	$6,043,008.00	24.2%
Employee Benefits	$1,966,119.00	$1,795,890.82	$2,567,610.00	30.6%
Purchased Professional and Technical Services	$3,639,544.91	$2,438,419.50	$4,133,498.00	13.6%
Purchased Property Services	$41,924.00	$24,281.76	$35,383.00	-15.6%
Maintenance	$2,604,470.36	$2,661,453.61	$3,282,787.00	26%
Other Purchased Services	$211,485.37	$175,992.82	$235,094.00	11.2%
Supplies	$2,579,060.52	$2,284,475.46	$3,095,896.00	20%
Other Operating Expenses	$3,632,614.00	$2,733,320.78	$3,928,741.00	8.2%
Contracts with Other	$62,669.00	$62,669.00	$72,069.00	15%
Interdepartmental Billings	$1,317,987.00	$1,049,827.50	$1,430,380.00	8.5%
Capital Expenditures	$272,008.99	$82,482.54	$0.00	-100%
Transfers Out	$1,425,006.00	$1,420,678.45	$2,498,131.00	75.3%
Total Expense Objects:	**$22,618,500.15**	**$18,942,320.06**	**$27,322,597.00**	**20.8%**

Fund Balance

The Solid Waste Fund is required to set aside 30% of annual revenues + 2% of tangible capital assets as the minimum fund balance for the fund, per the financial management policy statements. The projected fund balance for FY 23 is $ 18,116,501. This amount is more than the minimum required fund balance of $9,507,719 by $8.6 million. The Solid Waste Fund intends to use the excess fund balance on one-time projects and activities.

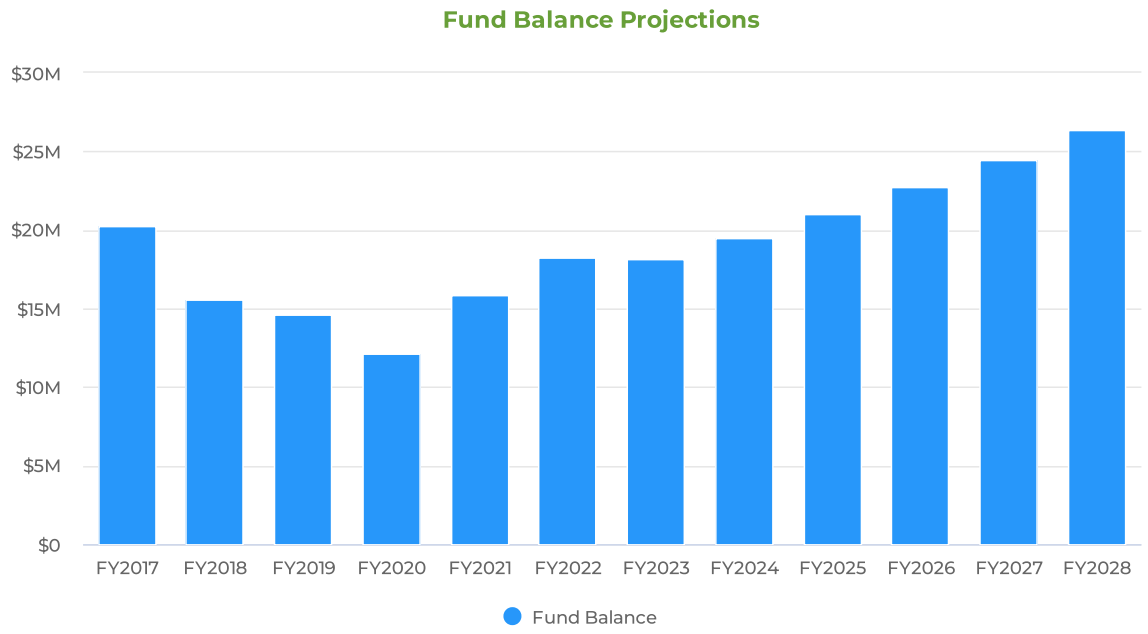

Drainage Utility Fund

The Drainage Utility Fund services the community by managing floodplain development to reduce risk and loss; protecting the environment through activities associated with State and Federal permits; and reviewing commercial and subdivision plans to ensure quality development with the lowest impacts on drainage, water quality and erosion.

Summary

The City of Waco is projecting $7.37M of revenue in FY2023, which represents a 29% increase over the prior year. Budgeted expenditures are projected to increase by 25.6% or $1.52M to $7.45M in FY2023.

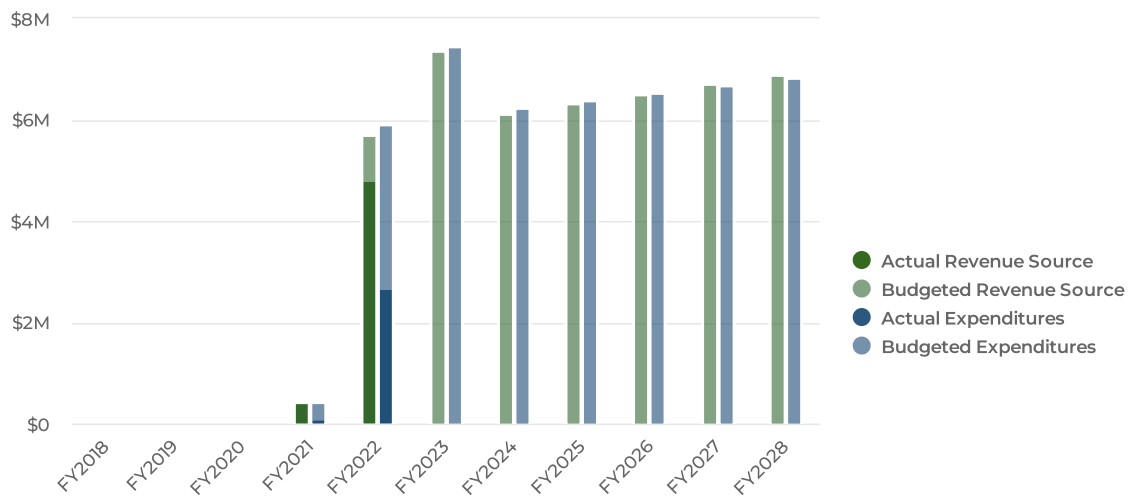

Revenues by Source

Projected 2023 Revenues by Source

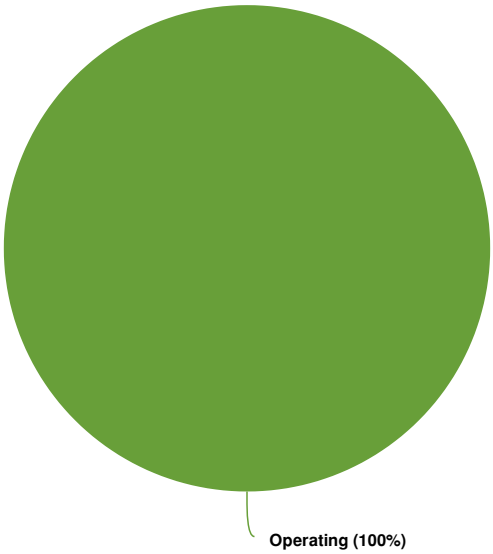

Budgeted and Historical 2023 Revenues by Source

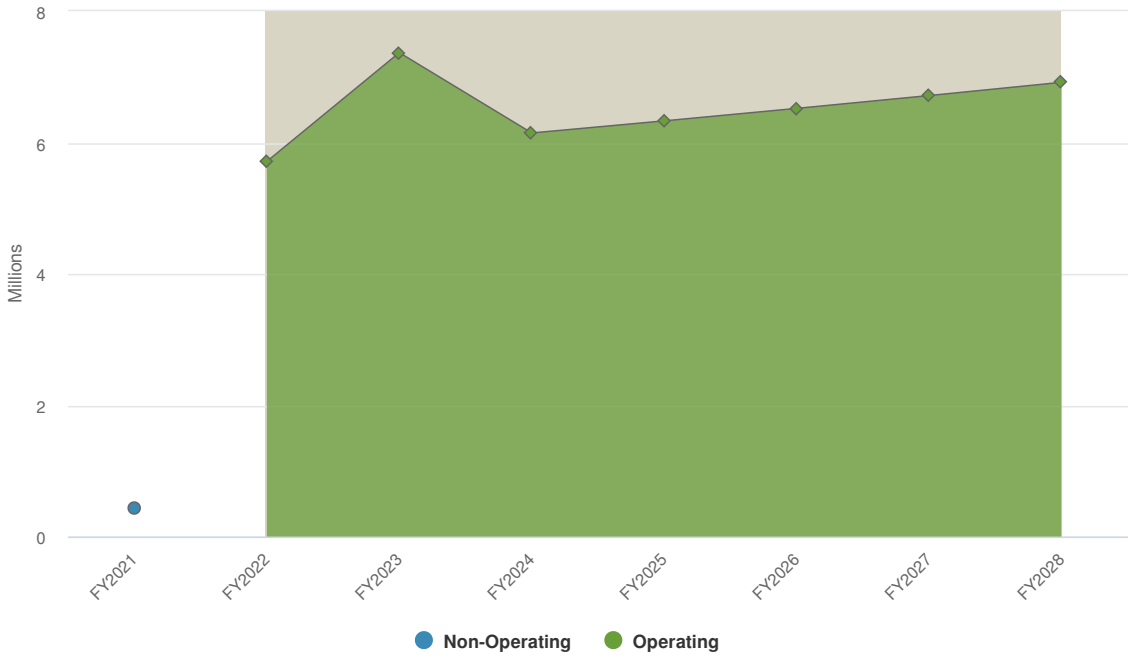

Grey background indicates budgeted figures.

Name	FY2022 Amended Budget	FY2022 Actual	FY2023 Budgeted	FY2022 Amended Budget vs. FY2023 Budgeted (% Change)
Revenue Source				

Name	FY2022 Amended Budget	FY2022 Actual	FY2023 Budgeted	FY2022 Amended Budget vs. FY2023 Budgeted (% Change)
Operating	$5,712,258.00	$4,825,663.45	$7,368,680.00	29%
Total Revenue Source:	**$5,712,258.00**	**$4,825,663.45**	**$7,368,680.00**	**29%**

Expenditures by Expense Type

Budgeted Expenditures by Expense Type

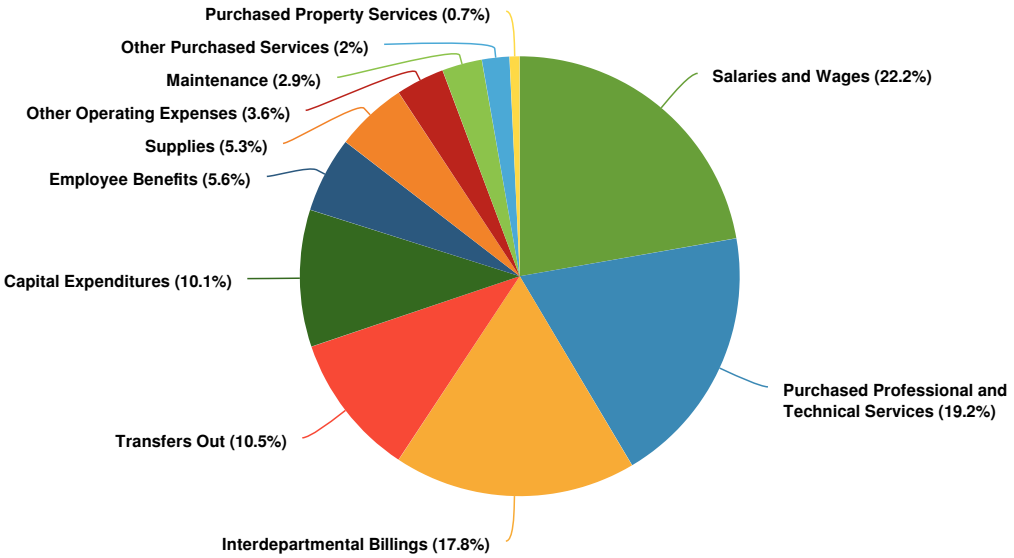

Budgeted and Historical Expenditures by Expense Type

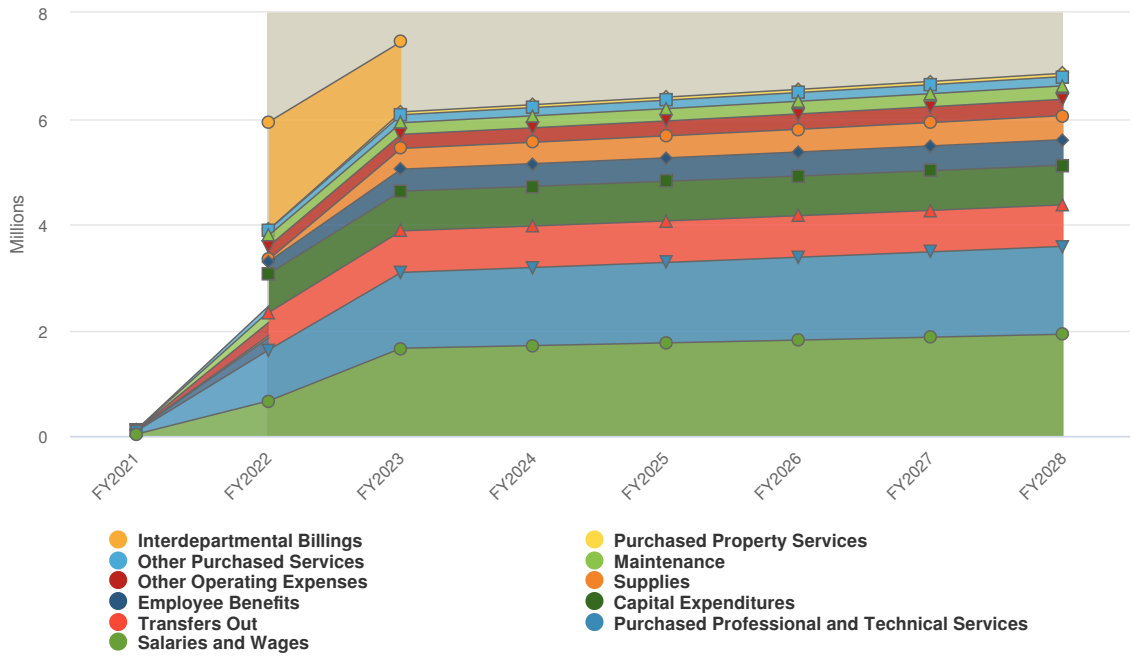

Grey background indicates budgeted figures.

Name	FY2022 Amended Budget	FY2022 Actual	FY2023 Budgeted	FY2022 Amended Budget vs. FY2023 Budgeted (% Change)
Expense Objects				
Salaries and Wages	$663,383.00	$542,540.22	$1,657,522.00	149.9%
Employee Benefits	$229,874.00	$175,940.34	$415,870.00	80.9%
Purchased Professional and Technical Services	$963,800.26	$205,652.06	$1,432,828.00	48.7%
Purchased Property Services	$3,500.00	$0.00	$54,460.00	1,456%
Maintenance	$204,711.00	$31,342.07	$219,458.00	7.2%
Other Purchased Services	$104,855.00	$18,337.69	$150,807.00	43.8%
Supplies	$41,222.00	$15,409.50	$392,380.00	851.9%
Other Operating Expenses	$250,000.00	$0.00	$265,738.00	6.3%
Interdepartmental Billings	$2,034,321.00	$1,486,934.20	$1,328,338.00	-34.7%
Capital Expenditures	$734,400.00	$218,613.19	$750,000.00	2.1%
Transfers Out	$705,000.00	$0.00	$784,513.00	11.3%
Total Expense Objects:	**$5,935,066.26**	**$2,694,769.27**	**$7,451,914.00**	**25.6%**

Fund Balance

The Drainage Utility Fund is required to set aside 30% of annual revenues + 2% of tangible capital assets as the minimum fund balance for the fund, per the financial management policy statements. The projected fund balance for FY 23 is $1,431,478. This amount is less than the minimum required fund balance of $2,210,604 by $779,126. The Fund is in the second year of operations and is seeing increased staffing and responsibilities that have required fund balance to be used. The plan for the Drainage fund is to achieve the required fund balance over the next 5 years.

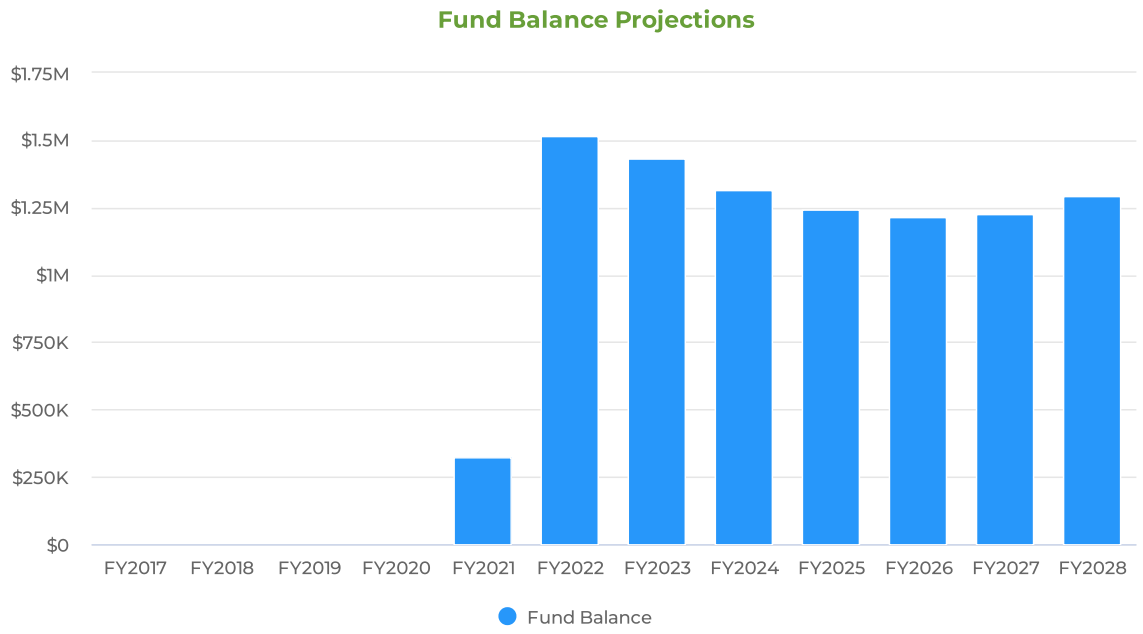

Waco Regional Airport Fund

This fund is used to account for the operations of the Airport Fund and the Waco Regional Airport.

Summary

The City of Waco is projecting $2.96M of revenue in FY2023, which represents a 23.9% increase over the prior year. Budgeted expenditures are projected to decrease by 1.3% or $43.19K to $3.21M in FY2023.

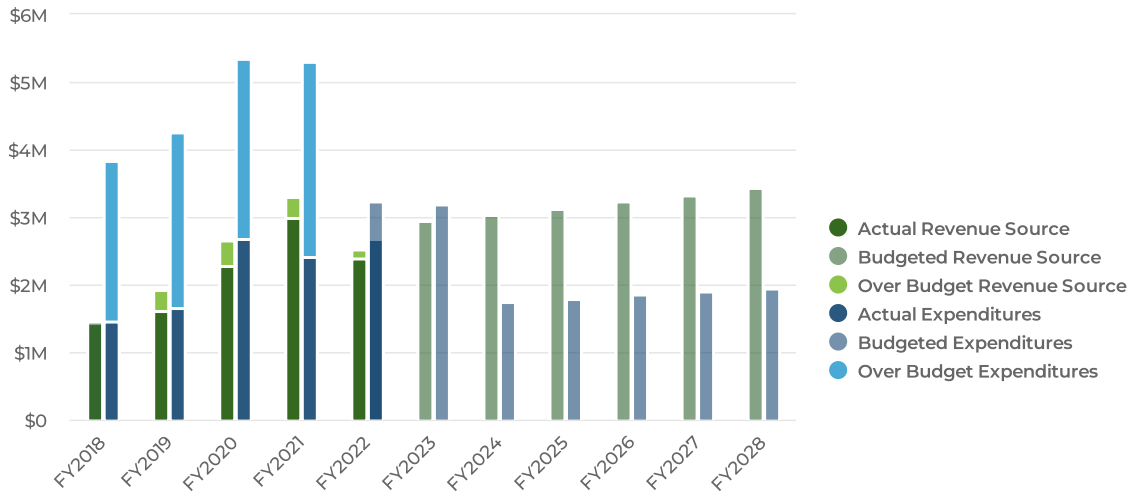

Revenues by Source

Projected 2023 Revenues by Source

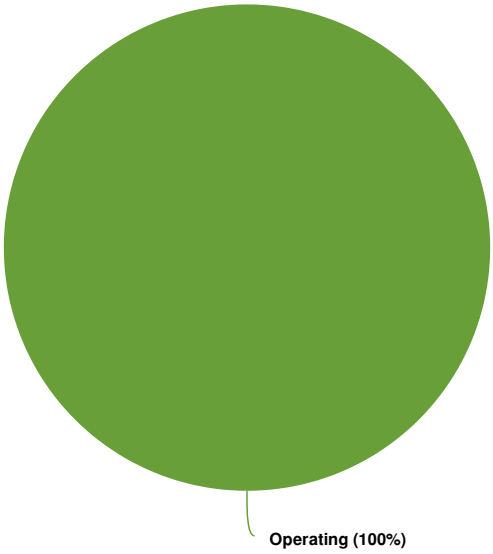

Budgeted and Historical 2023 Revenues by Source

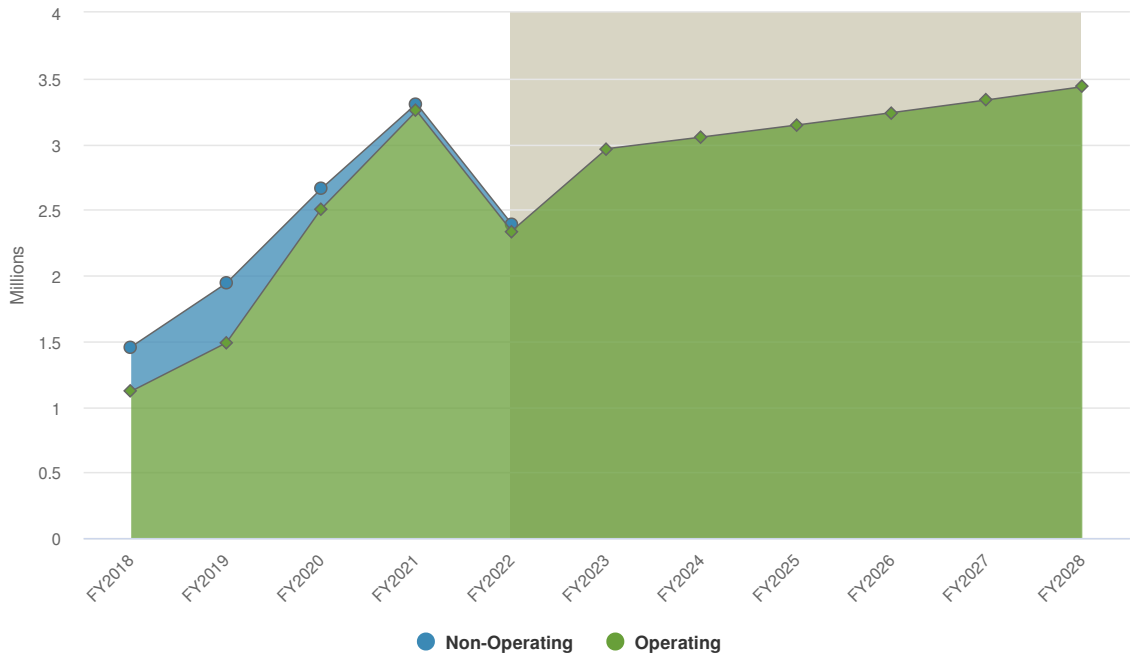

Grey background indicates budgeted figures.

Name	FY2022 Amended Budget	FY2022 Actual	FY2023 Budgeted	FY2022 Amended Budget vs. FY2023 Budgeted (% Change)
Revenue Source				
Operating	$2,336,885.51	$2,489,637.77	$2,963,489.00	26.8%
Non-Operating	$54,674.00	$45,561.70	$0.00	-100%
Total Revenue Source:	**$2,391,559.51**	**$2,535,199.47**	**$2,963,489.00**	**23.9%**

Expenditures by Expense Type

Budgeted Expenditures by Expense Type

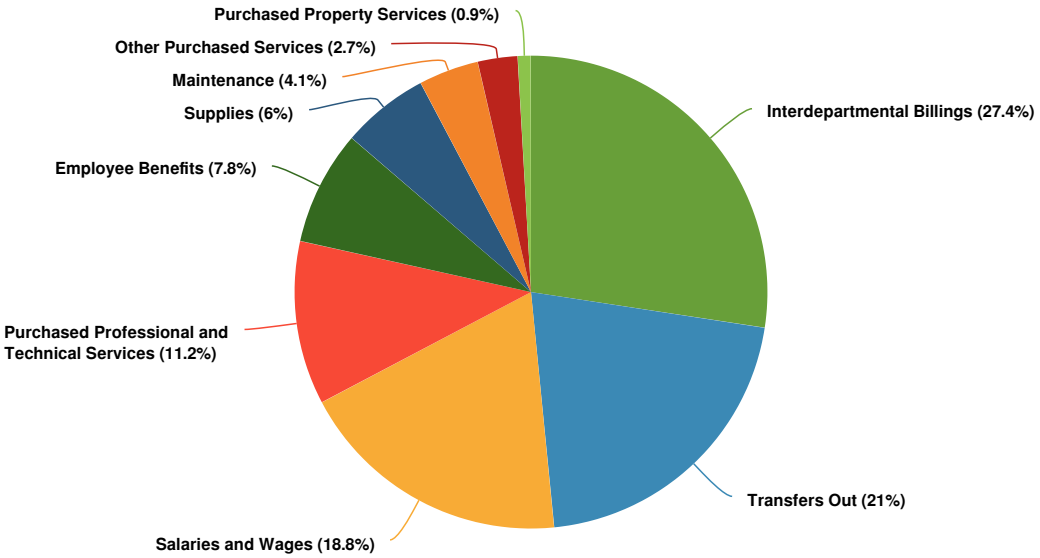

Budgeted and Historical Expenditures by Expense Type

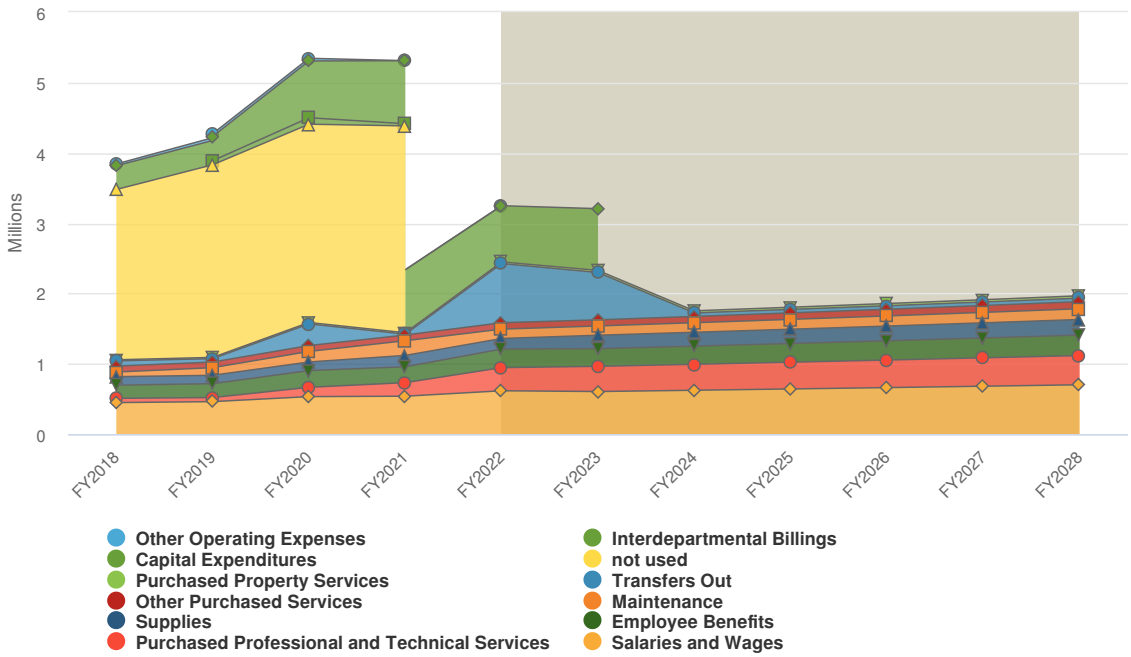

Grey background indicates budgeted figures.

Name	FY2022 Amended Budget	FY2022 Actual	FY2023 Budgeted	FY2022 Amended Budget vs. FY2023 Budgeted (% Change)
Expense Objects				
Salaries and Wages	$615,134.00	$469,855.13	$604,202.00	-1.8%
Employee Benefits	$264,597.00	$198,702.85	$251,188.00	-5.1%
Purchased Professional and Technical Services	$328,983.50	$266,835.05	$358,748.00	9%
Purchased Property Services	$22,716.00	$18,315.14	$28,771.00	26.7%
Maintenance	$132,877.50	$81,814.93	$131,994.00	-0.7%
Other Purchased Services	$91,176.50	$76,748.15	$87,093.00	-4.5%
Supplies	$150,196.00	$122,561.57	$190,934.00	27.1%
Other Operating Expenses	$1,200.00	$0.00	$0.00	-100%
Interdepartmental Billings	$800,000.00	$662,877.57	$878,760.00	9.8%
Transfers Out	$842,000.00	$792,000.00	$674,000.00	-20%
Total Expense Objects:	**$3,248,880.50**	**$2,689,710.39**	**$3,205,690.00**	**-1.3%**

Fund Balance

There is no minimum fund balance required, however the fund must have a positive net position.

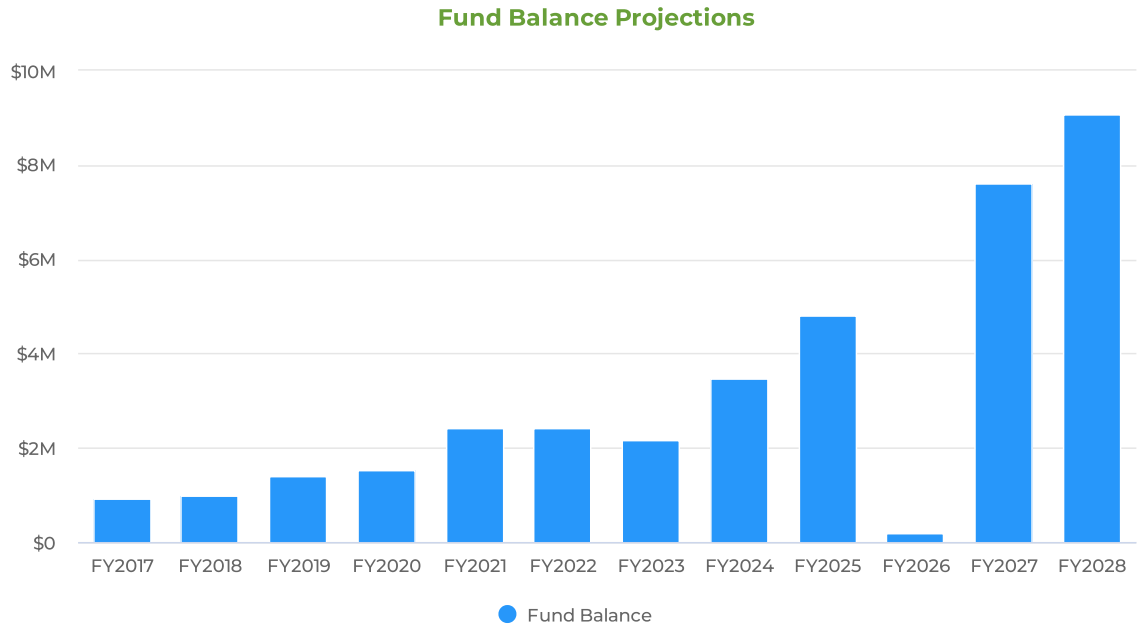

Convention Services Fund

This fund is used to account for operations of the Waco Convention Center and the Waco Visitors' Bureau. The primary funding source for the fund is Hotel-Motel Taxes (HOT).

Summary

The City of Waco is projecting $6.38M of revenue in FY2023, which represents a 7.3% increase over the prior year. Budgeted expenditures are projected to decrease by 1.4% or $106.45K to $7.35M in FY2023.

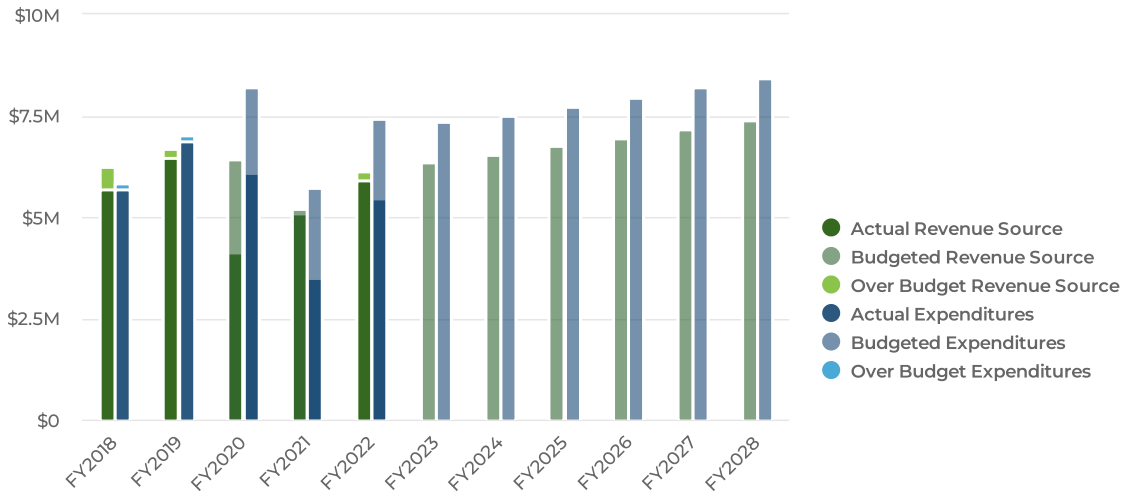

Revenues by Source

Projected 2023 Revenues by Source

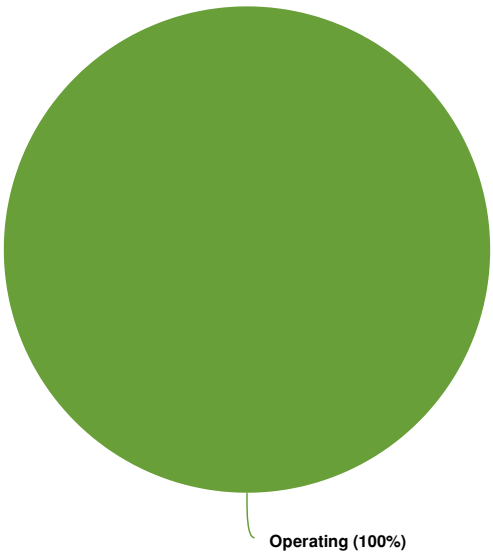

Budgeted and Historical 2023 Revenues by Source

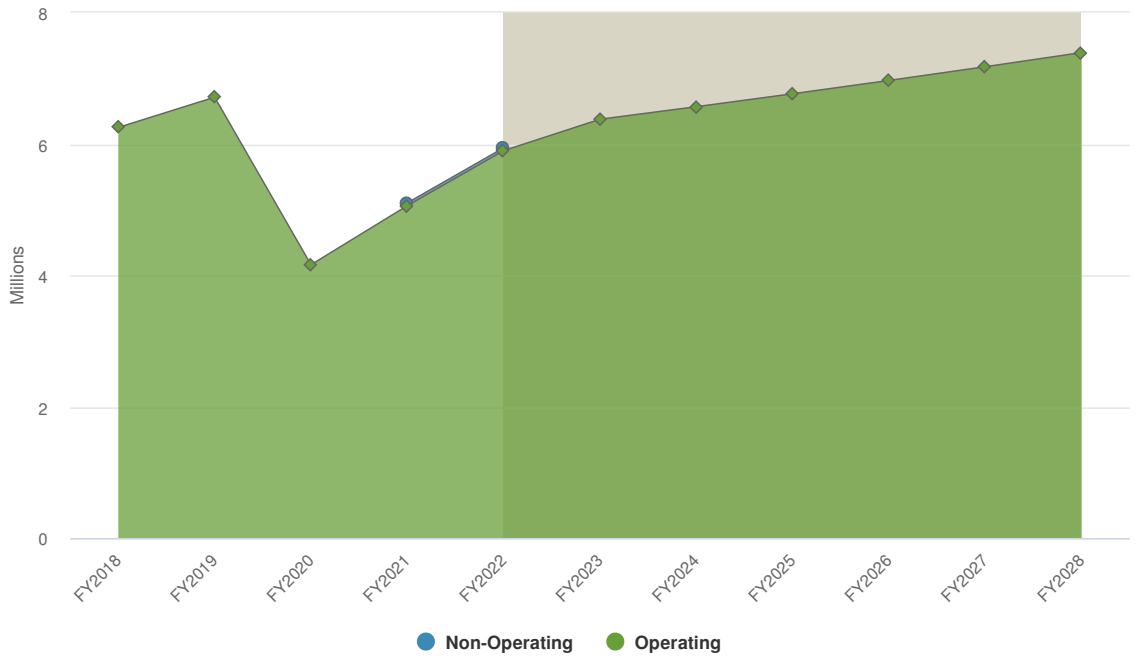

Grey background indicates budgeted figures.

Name	FY2022 Amended Budget	FY2022 Actual	FY2023 Budgeted	FY2022 Amended Budget vs. FY2023 Budgeted (% Change)
Revenue Source				
Operating	$5,898,843.00	$6,114,706.50	$6,376,161.00	8.1%
Non-Operating	$42,298.00	$35,248.30	$0.00	-100%
Total Revenue Source:	**$5,941,141.00**	**$6,149,954.80**	**$6,376,161.00**	**7.3%**

Expenditures by Expense Type

Budgeted Expenditures by Expense Type

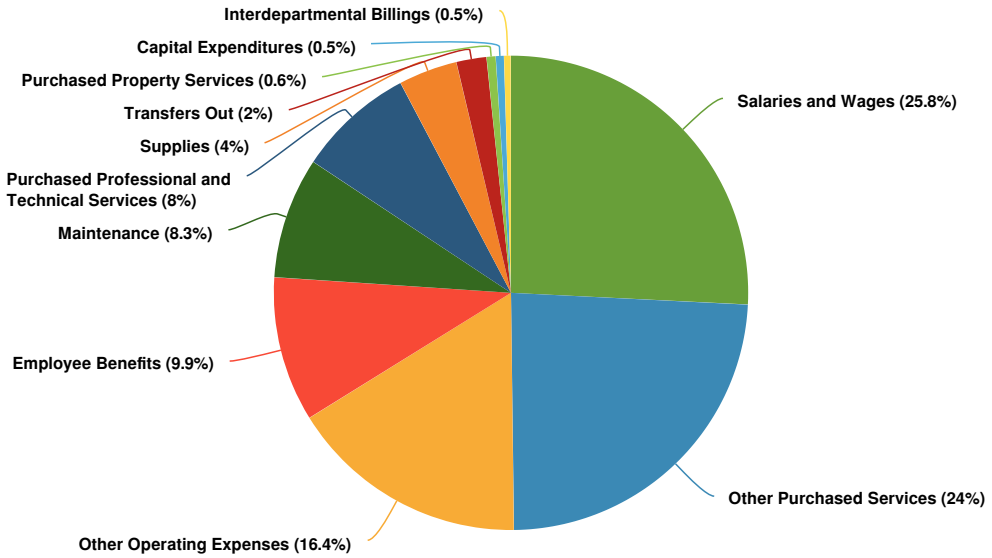

Budgeted and Historical Expenditures by Expense Type

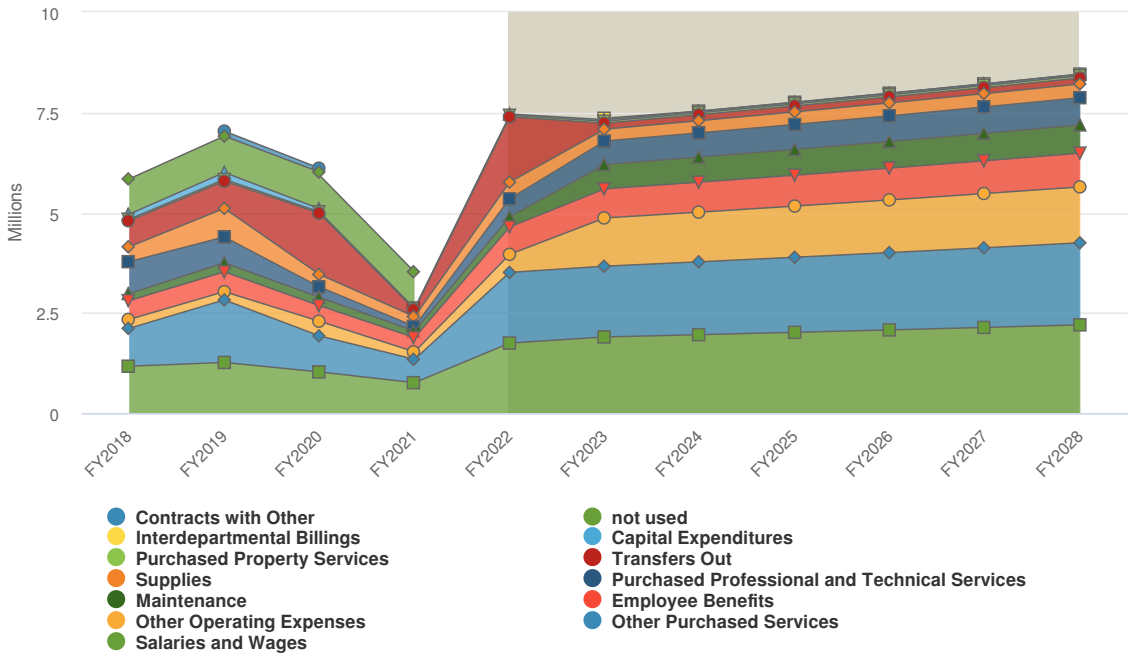

Grey background indicates budgeted figures.

Name	FY2022 Amended Budget	FY2022 Actual	FY2023 Budgeted	FY2022 Amended Budget vs. FY2023 Budgeted (% Change)
Expense Objects				
Salaries and Wages	$1,745,341.00	$911,023.46	$1,897,177.00	8.7%
Employee Benefits	$683,017.00	$356,256.51	$726,329.00	6.3%
Purchased Professional and Technical Services	$451,030.00	$381,794.52	$585,546.00	29.8%
Purchased Property Services	$39,650.00	$35,063.02	$46,641.00	17.6%
Maintenance	$251,359.00	$238,284.72	$608,290.00	142%
Other Purchased Services	$1,762,589.14	$1,399,440.89	$1,765,740.00	0.2%
Supplies	$416,566.13	$289,773.43	$295,837.00	-29%
Other Operating Expenses	$450,500.00	$271,212.07	$1,203,424.00	167.1%
Interdepartmental Billings	$0.00	$0.00	$34,851.00	N/A
Capital Expenditures	$31,735.96	$0.00	$40,000.00	26%
Transfers Out	$1,628,500.00	$1,603,500.00	$150,000.00	-90.8%
Total Expense Objects:	**$7,460,288.23**	**$5,486,348.62**	**$7,353,835.00**	**-1.4%**

Fund Balance

There is no minimum fund balance required, however the fund must have a positive net position.

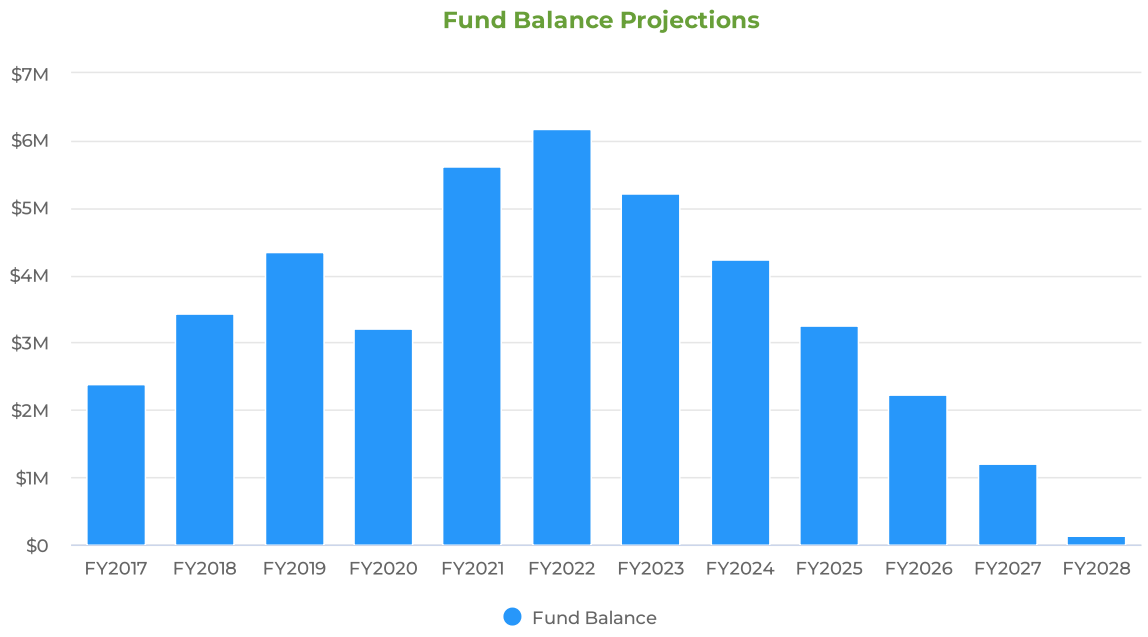

Texas Ranger Hall of Fame Fund

The Texas Ranger Hall of Fame Fund operates the Texas Ranger Hall of Fame and Museum, created in 1964. It is the nation's oldest law enforcement historical center. It represents the legendary Texas Rangers, the oldest serving law enforcement agency with statewide jurisdiction.

Summary

The City of Waco is projecting $1.95M of revenue in FY2023, which represents a 40.5% increase over the prior year. Budgeted expenditures are projected to increase by 27.6% or $472.44K to $2.18M in FY2023.

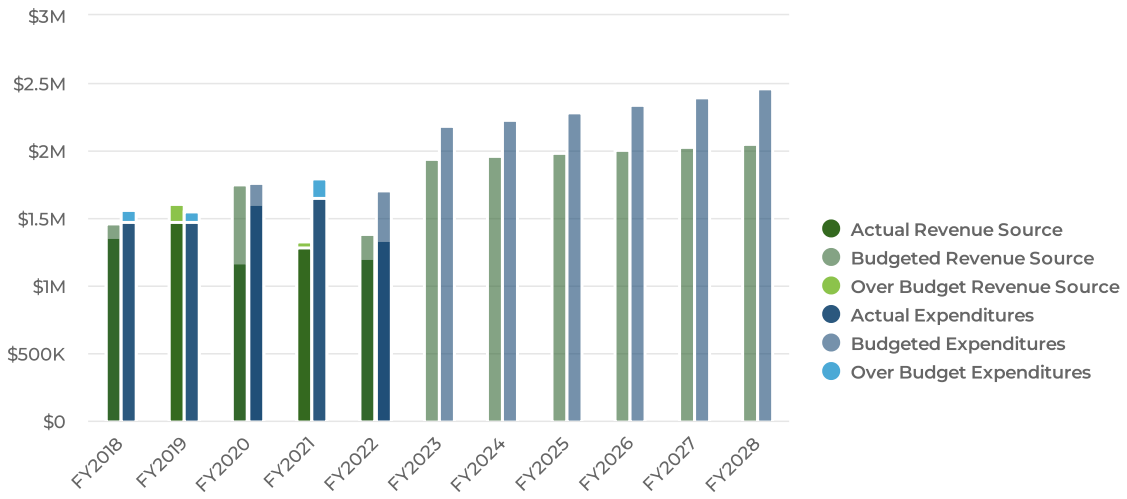

Revenues by Source

Projected 2023 Revenues by Source

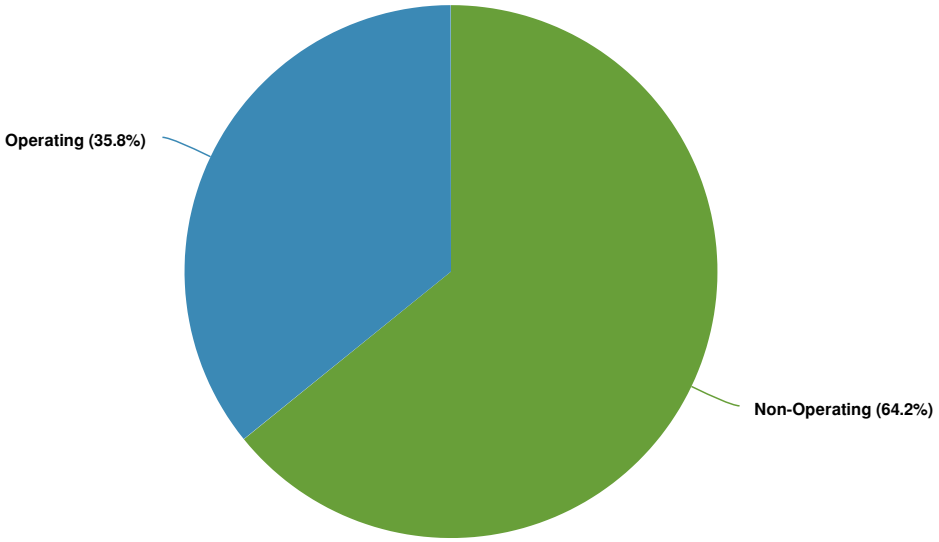

Budgeted and Historical 2023 Revenues by Source

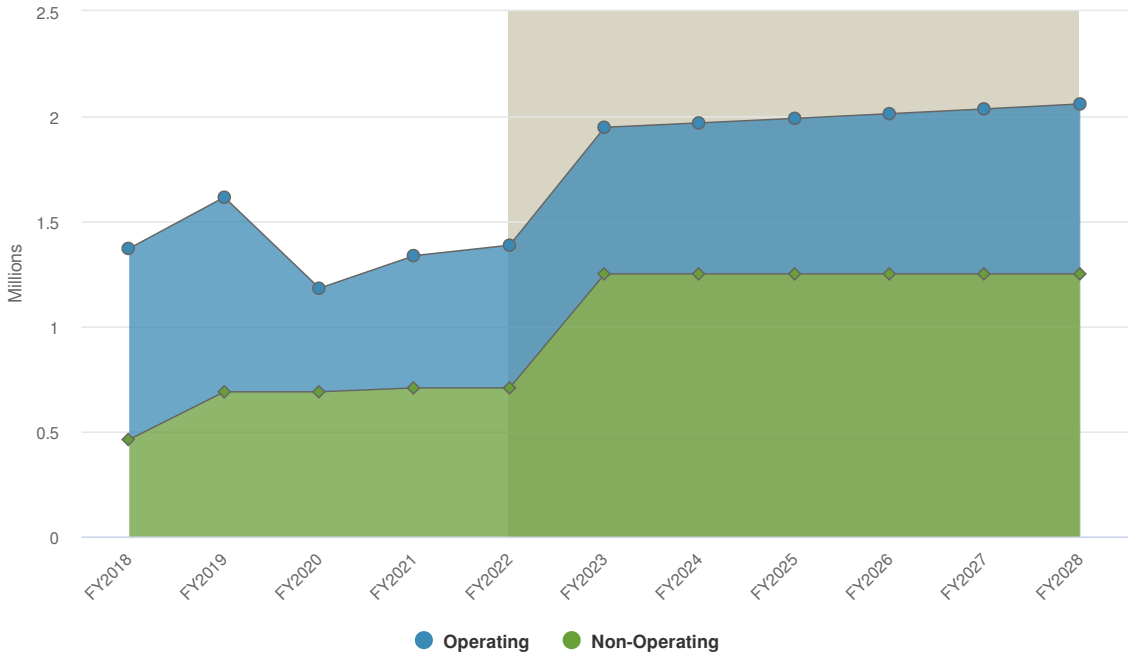

Grey background indicates budgeted figures.

Name	FY2022 Amended Budget	FY2022 Actual	FY2023 Budgeted	FY2022 Amended Budget vs. FY2023 Budgeted (% Change)
Revenue Source				

Name	FY2022 Amended Budget	FY2022 Actual	FY2023 Budgeted	FY2022 Amended Budget vs. FY2023 Budgeted (% Change)
Operating	$678,872.40	$617,133.11	$697,520.00	2.7%
Non-Operating	$707,404.00	$589,505.90	$1,250,000.00	76.7%
Total Revenue Source:	**$1,386,276.40**	**$1,206,639.01**	**$1,947,520.00**	**40.5%**

Expenditures by Expense Type

Budgeted Expenditures by Expense Type

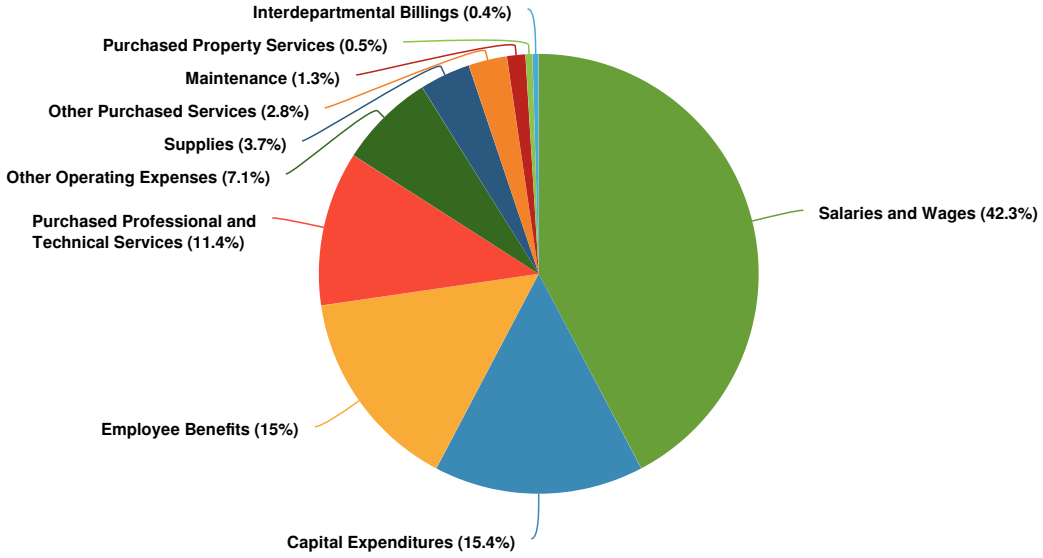

Budgeted and Historical Expenditures by Expense Type

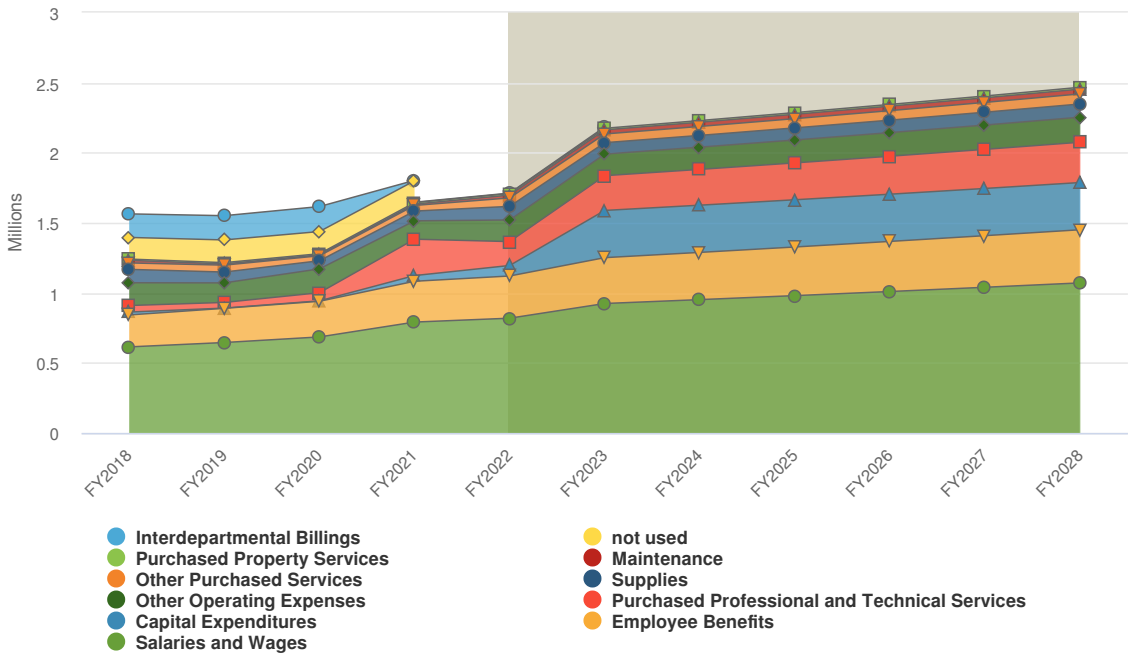

Grey background indicates budgeted figures.

Name	FY2022 Amended Budget	FY2022 Actual	FY2023 Budgeted	FY2022 Amended Budget vs. FY2023 Budgeted (% Change)
Expense Objects				
Salaries and Wages	$818,839.00	$693,344.85	$923,695.00	12.8%
Employee Benefits	$301,199.00	$256,120.40	$327,285.00	8.7%
Purchased Professional and Technical Services	$170,559.00	$122,804.34	$248,067.00	45.4%
Purchased Property Services	$11,037.00	$6,404.04	$11,308.00	2.5%
Maintenance	$20,336.00	$5,402.22	$29,343.00	44.3%
Other Purchased Services	$60,377.00	$36,182.27	$62,182.00	3%
Supplies	$97,217.00	$71,144.78	$81,378.00	-16.3%
Other Operating Expenses	$154,180.00	$128,830.27	$154,180.00	0%
Interdepartmental Billings	$2,998.00	$2,498.30	$9,746.00	225.1%
Capital Expenditures	$75,000.00	$17,925.15	$337,000.00	349.3%
Total Expense Objects:	**$1,711,742.00**	**$1,340,656.62**	**$2,184,184.00**	**27.6%**

Fund Balance

There is no minimum fund balance required, however the fund must have a positive net position.

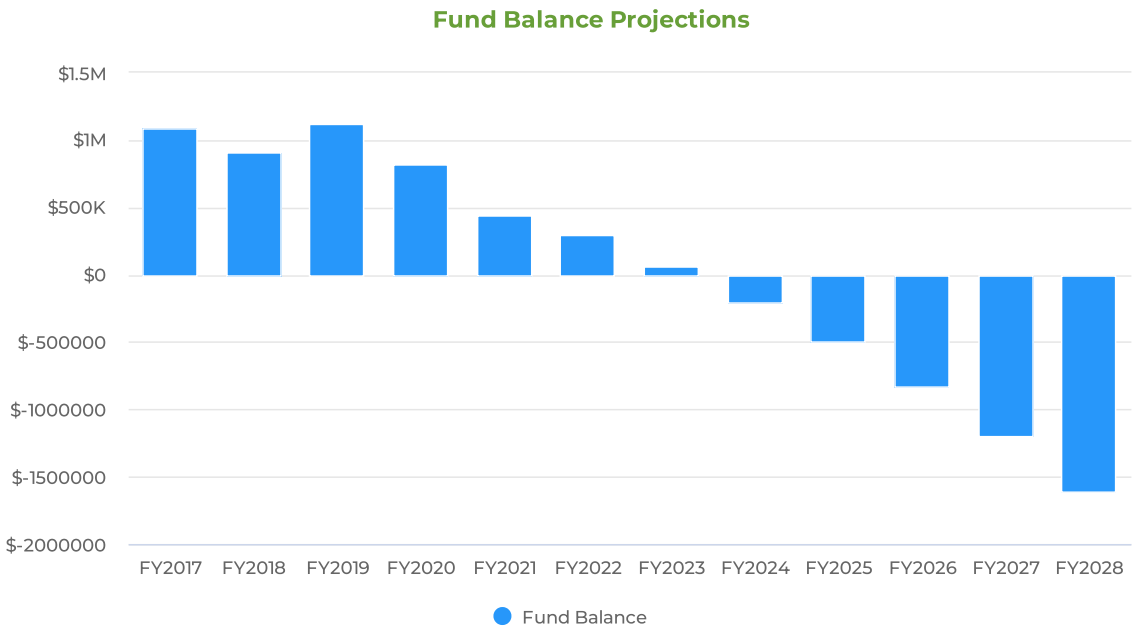

Waco Transit System

Waco Transit System Fund provides the public with mass transportation services within the Waco Urbanized area, and general public transit services within the rural area of McLennan County through a demand responsive transportation model.

Summary

The City of Waco is projecting $8.29M of revenue in FY2023, which represents a 11.9% decrease over the prior year. Budgeted expenditures are projected to decrease by 9.7% or $921.71K to $8.54M in FY2023.

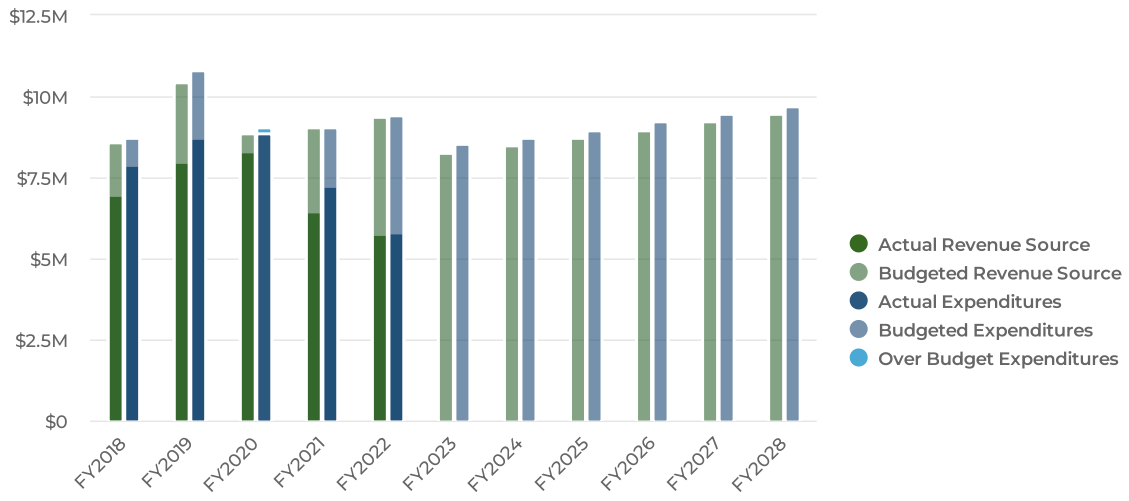

Revenues by Source

Projected 2023 Revenues by Source

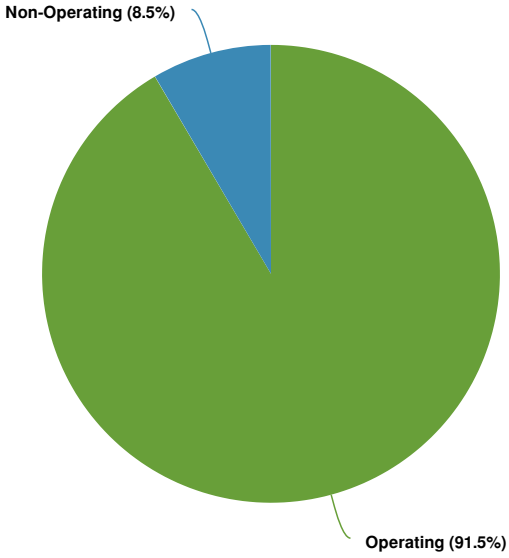

Budgeted and Historical 2023 Revenues by Source

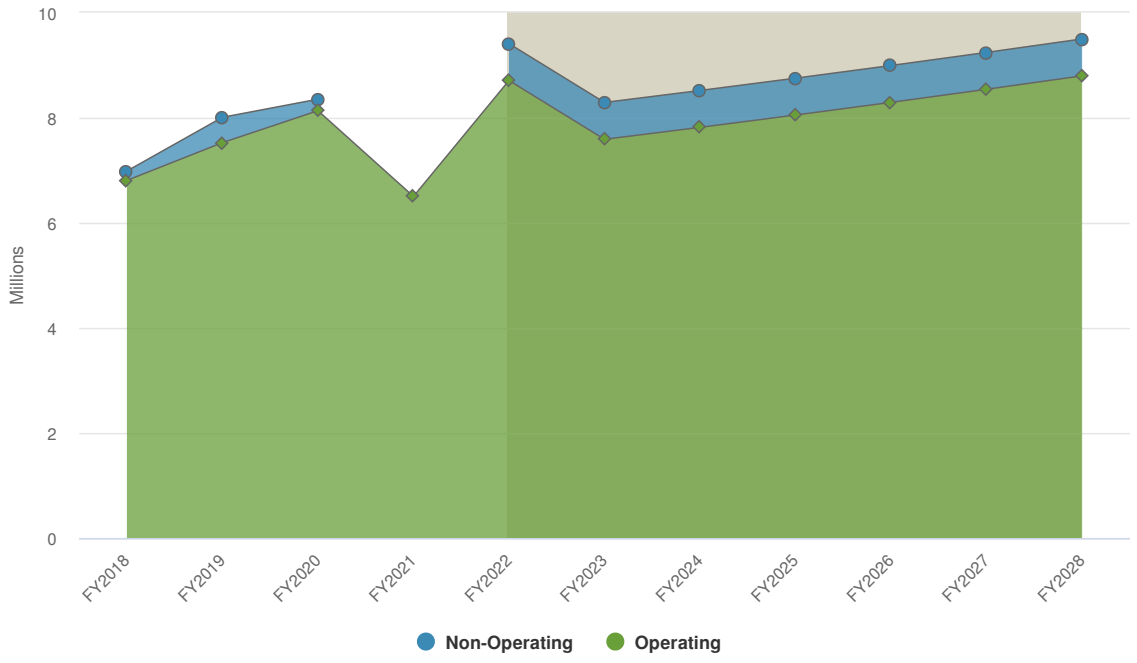

Grey background indicates budgeted figures.

Name	FY2022 Amended Budget	FY2022 Actual	FY2023 Budgeted	FY2022 Amended Budget vs. FY2023 Budgeted (% Change)
Revenue Source				
Operating	$8,707,765.81	$5,768,359.66	$7,588,408.00	-12.9%
Non-Operating	$701,728.00	$0.00	$701,728.00	0%
Total Revenue Source:	**$9,409,493.81**	**$5,768,359.66**	**$8,290,136.00**	**-11.9%**

Expenditures by Expense Type

Budgeted Expenditures by Expense Type

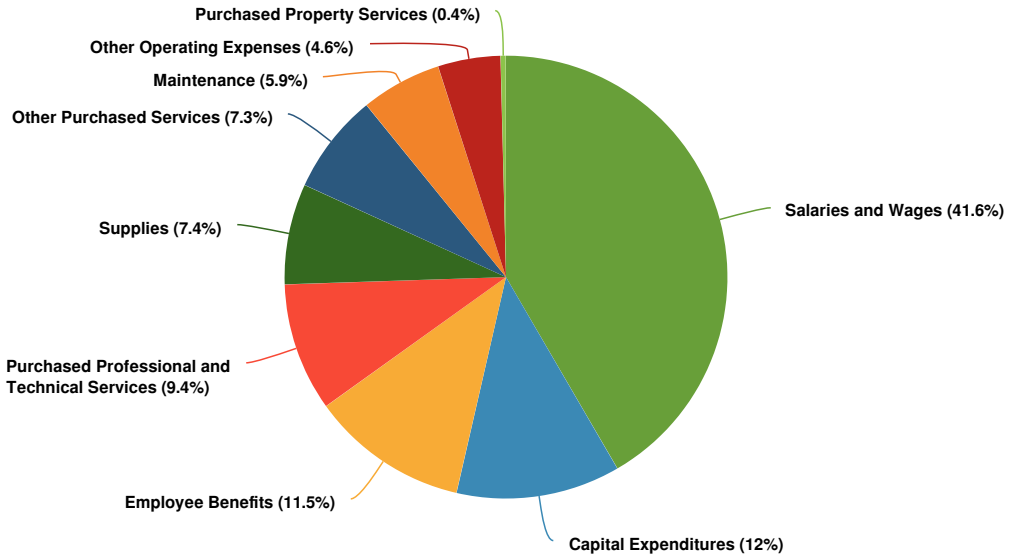

Budgeted and Historical Expenditures by Expense Type

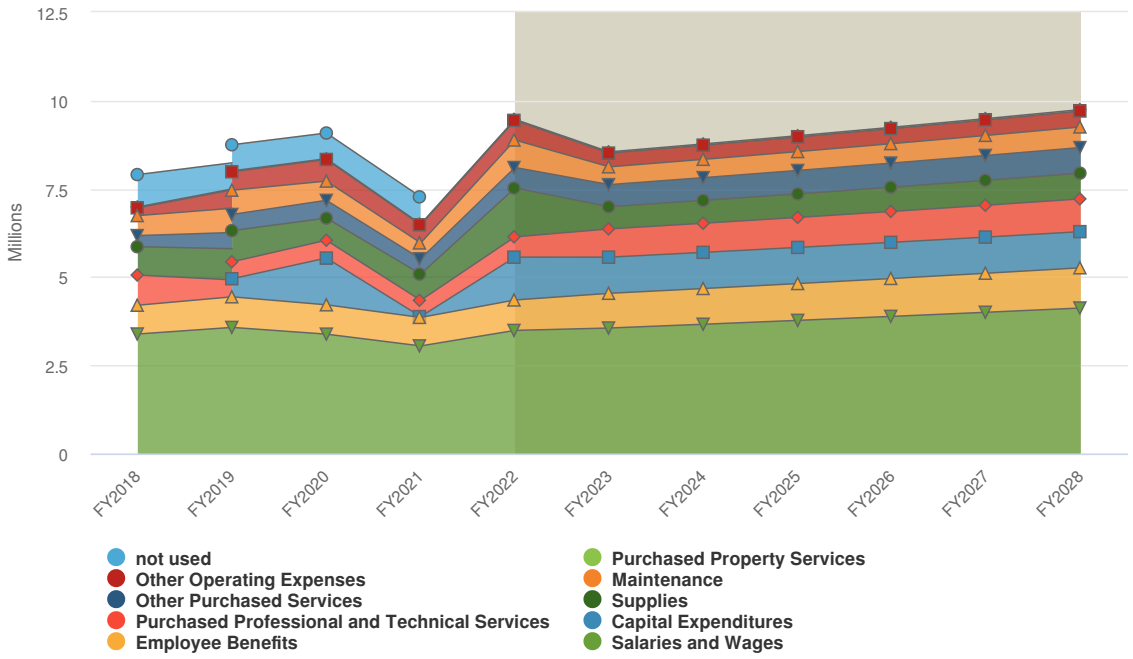

Grey background indicates budgeted figures.

Name	FY2022 Amended Budget	FY2022 Actual	FY2023 Budgeted	FY2022 Amended Budget vs. FY2023 Budgeted (% Change)
Expense Objects				
Salaries and Wages	$3,488,277.00	$2,407,230.27	$3,556,375.00	2%
Employee Benefits	$861,990.00	$712,245.64	$982,339.00	14%
Purchased Professional and Technical Services	$574,474.00	$576,542.81	$801,103.00	39.4%
Purchased Property Services	$28,555.00	$23,578.53	$33,808.00	18.4%
Maintenance	$777,858.00	$429,537.07	$503,517.00	-35.3%
Other Purchased Services	$581,566.00	$466,885.61	$624,997.00	7.5%
Supplies	$1,383,046.00	$744,304.37	$628,700.00	-54.5%
Other Operating Expenses	$557,294.00	$463,809.68	$389,940.00	-30%
Capital Expenditures	$1,213,424.00	$0.00	$1,024,000.00	-15.6%
Total Expense Objects:	**$9,466,484.00**	**$5,824,133.98**	**$8,544,779.00**	**-9.7%**

Fund Balance

There is no minimum fund balance required, however the fund must have a positive net position.

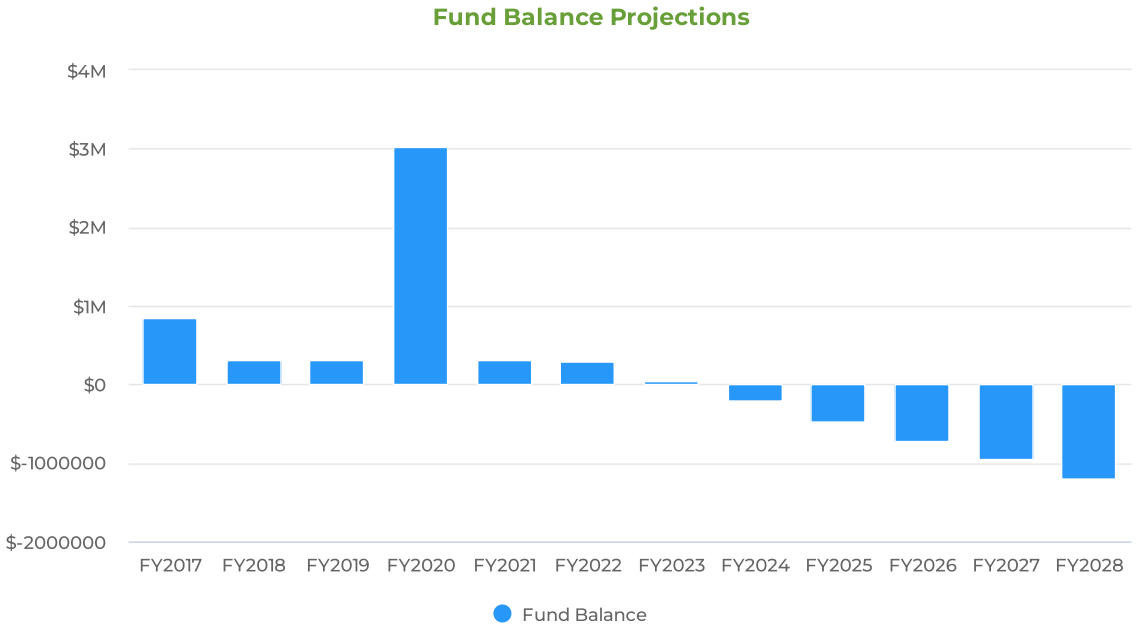

Rural Transit Services Fund

The McLennan County Rural Transit District Fund is responsible for providing rural public transportation demand response and commuter route services within McLennan County and connects these rural communities to the surrounding adjacent counties and opportunities of employment, medical, and higher education institutes, as well as any destination in McLennan County.

Summary

The City of Waco is projecting $2.38M of revenue in FY2023, which represents a 36.6% increase over the prior year. Budgeted expenditures are projected to decrease by 11.8% or $310.15K to $2.32M in FY2023.

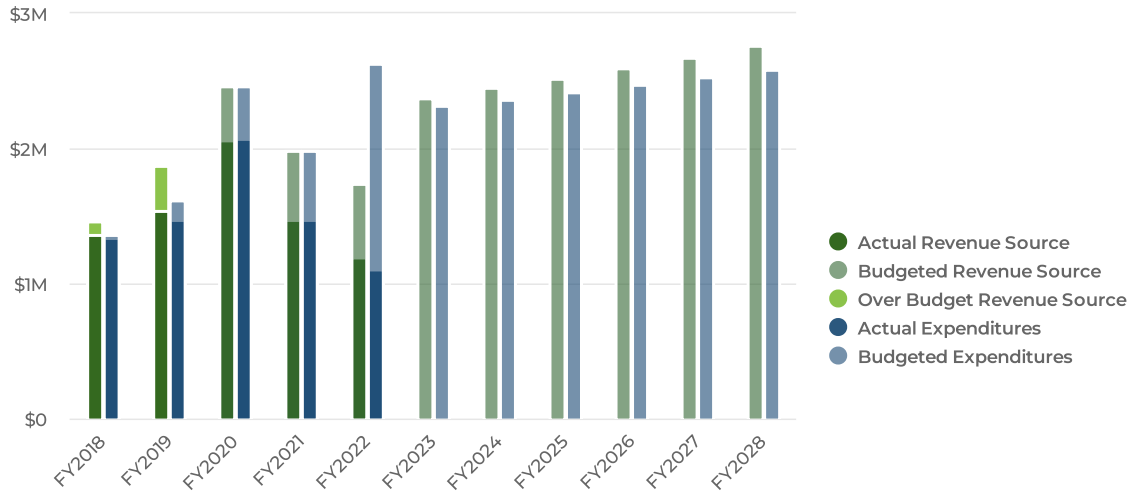

Revenues by Source

Projected 2023 Revenues by Source

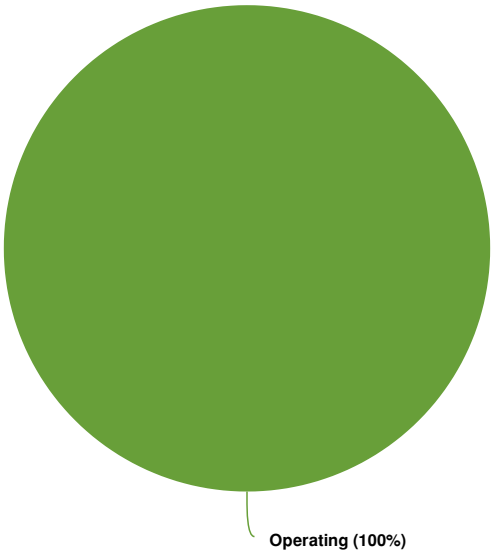

Budgeted and Historical 2023 Revenues by Source

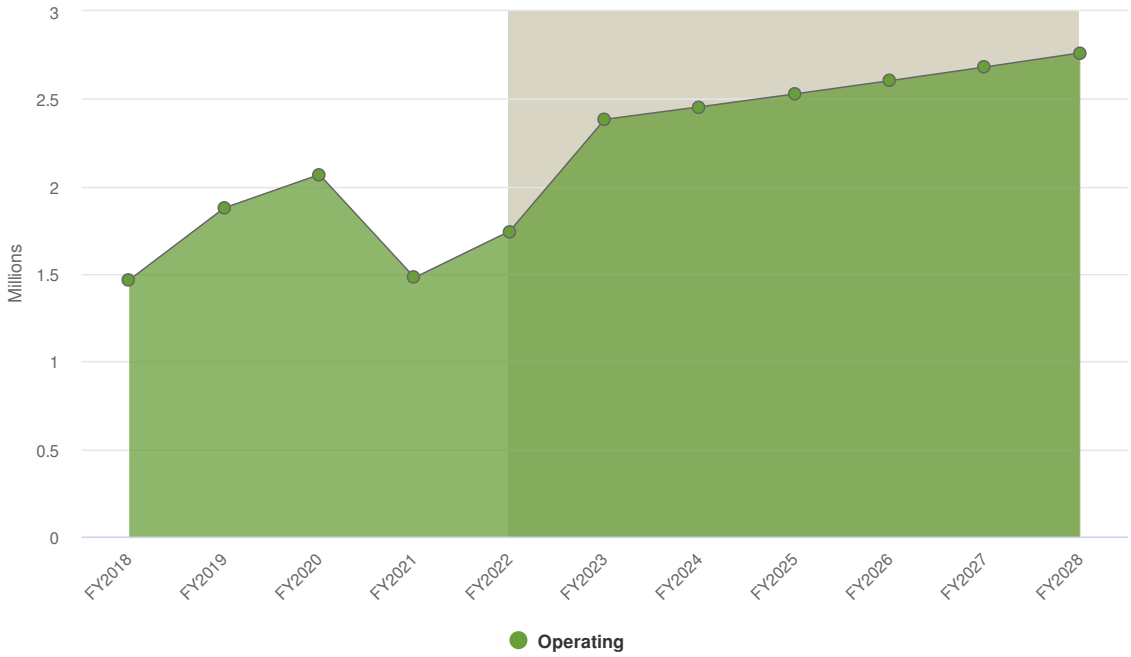

Grey background indicates budgeted figures.

Name	FY2022 Amended Budget	FY2022 Actual	FY2023 Budgeted	FY2022 Amended Budget vs. FY2023 Budgeted (% Change)
Revenue Source				

Name	FY2022 Amended Budget	FY2022 Actual	FY2023 Budgeted	FY2022 Amended Budget vs. FY2023 Budgeted (% Change)
Operating	$1,744,024.64	$1,198,142.03	$2,382,628.00	36.6%
Total Revenue Source:	**$1,744,024.64**	**$1,198,142.03**	**$2,382,628.00**	**36.6%**

Expenditures by Expense Type

Budgeted Expenditures by Expense Type

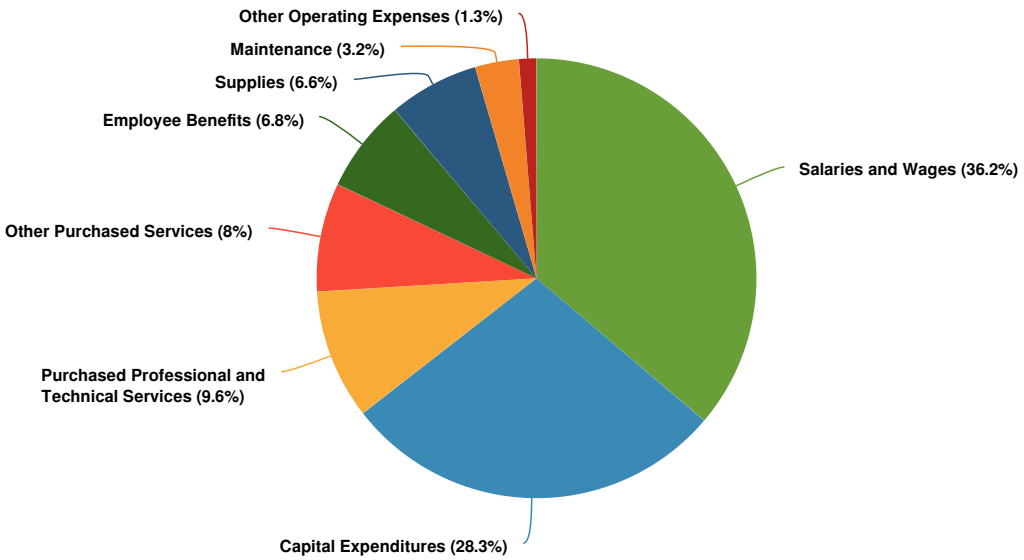

Budgeted and Historical Expenditures by Expense Type

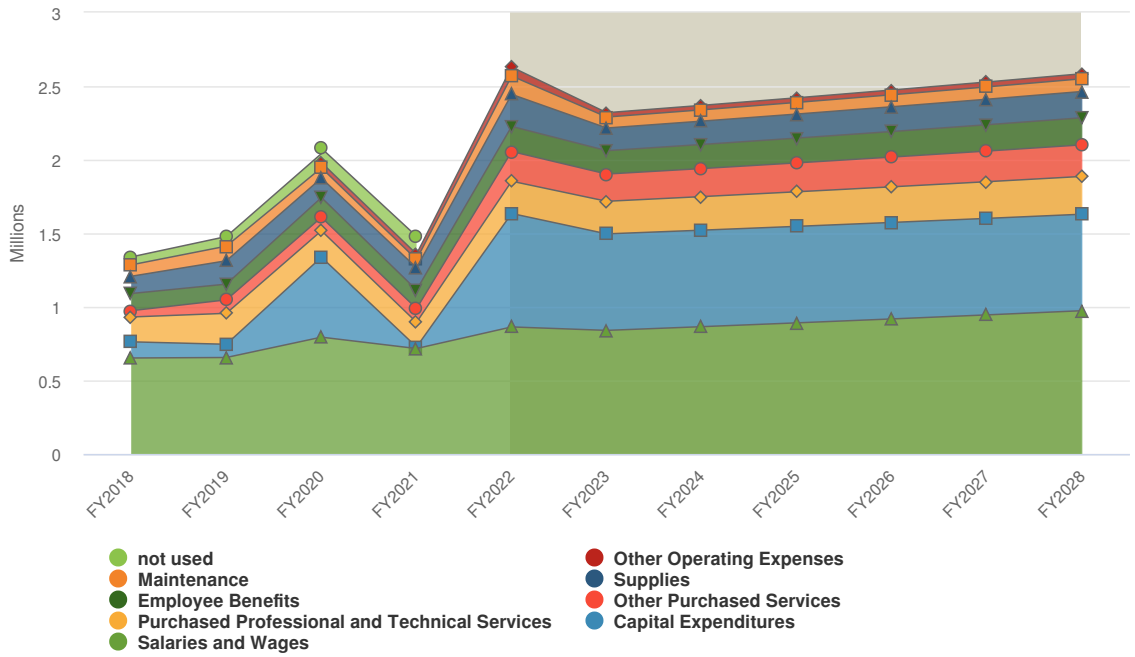

Grey background indicates budgeted figures.

Name	FY2022 Amended Budget	FY2022 Actual	FY2023 Budgeted	FY2022 Amended Budget vs. FY2023 Budgeted (% Change)
Expense Objects				
Salaries and Wages	$863,316.00	$517,782.37	$839,878.00	-2.7%
Employee Benefits	$170,571.00	$95,381.23	$158,835.00	-6.9%
Purchased Professional and Technical Services	$219,474.00	$147,015.93	$221,574.00	1%
Maintenance	$125,100.00	$47,862.40	$74,617.00	-40.4%
Other Purchased Services	$202,029.00	$98,020.81	$185,176.00	-8.3%
Supplies	$217,684.00	$159,819.53	$154,058.00	-29.2%
Other Operating Expenses	$60,577.00	$50,480.80	$29,540.00	-51.2%
Capital Expenditures	$771,060.00	$0.00	$655,980.00	-14.9%
Total Expense Objects:	**$2,629,811.00**	**$1,116,363.07**	**$2,319,658.00**	**-11.8%**

Fund Balance

There is no minimum fund balance required, however the fund must have a positive net position.

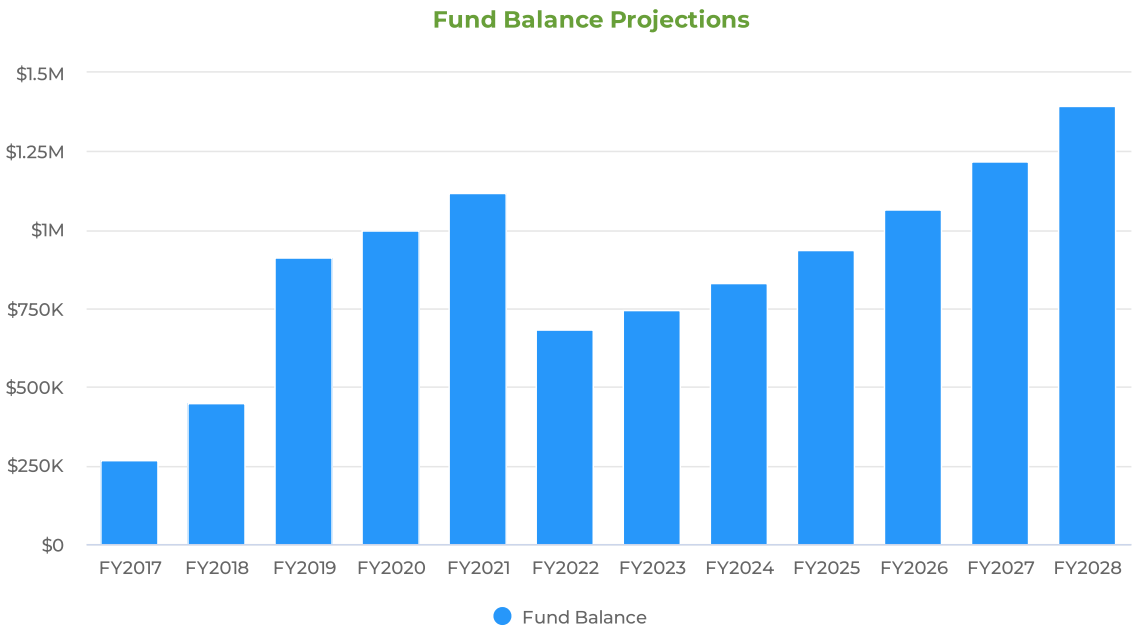

Cameron Park Zoo Fund

The Cameron Park Zoo Fund provides a safe and beautiful natural setting for displaying native and exotic animals as well as a sanctuary for endangered species from around the world. Cameron Park Zoo serves as a partner in education for the entire community, providing programming and curriculum development for pre-K through college level and adults.

Summary

The City of Waco is projecting $6.44M of revenue in FY2023, which represents a 10.9% increase over the prior year. Budgeted expenditures are projected to increase by 14% or $965.91K to $7.85M in FY2023.

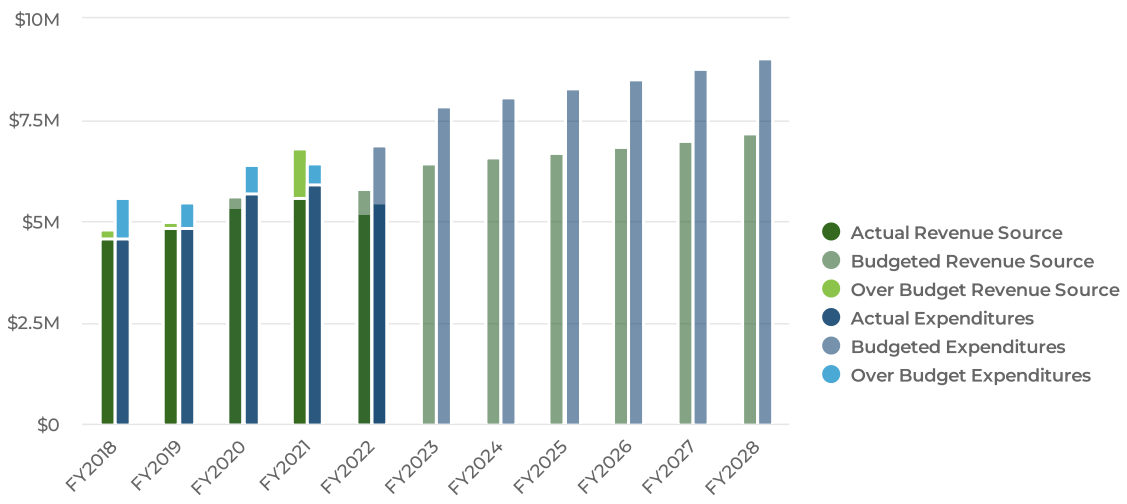

Revenues by Source

Projected 2023 Revenues by Source

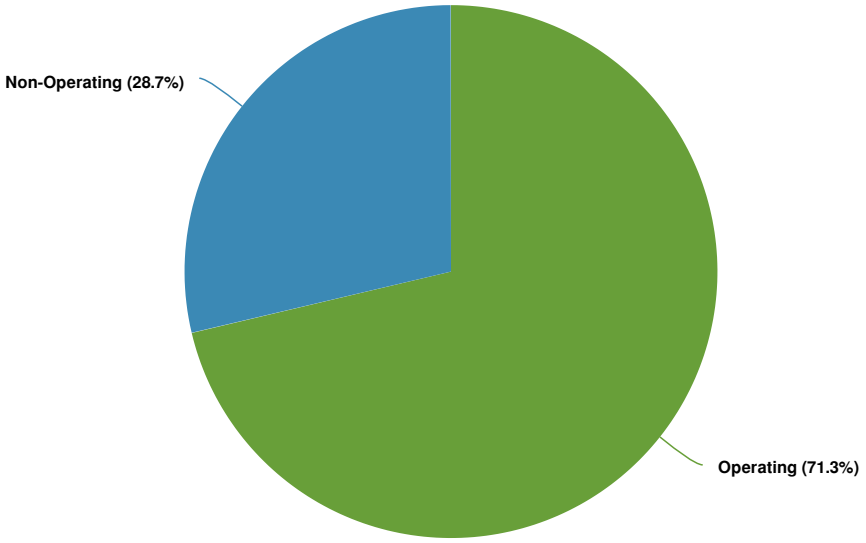

Budgeted and Historical 2023 Revenues by Source

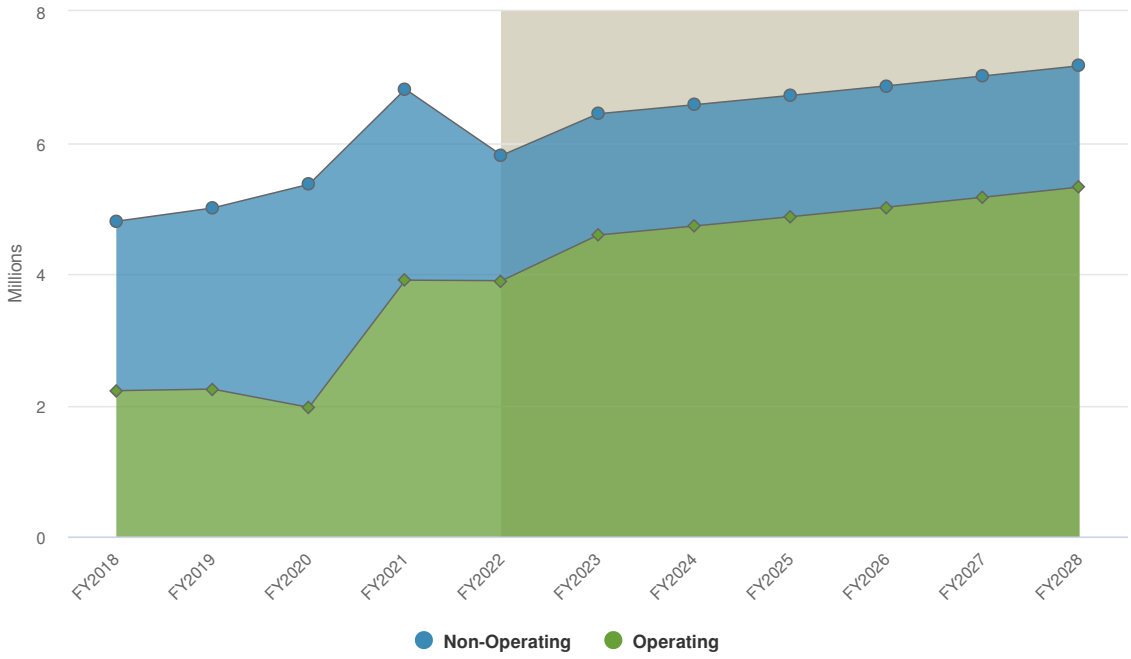

Grey background indicates budgeted figures.

Name	FY2022 Amended Budget	FY2022 Actual	FY2023 Budgeted	FY2022 Amended Budget vs. FY2023 Budgeted (% Change)
Revenue Source				

Name	FY2022 Amended Budget	FY2022 Actual	FY2023 Budgeted	FY2022 Amended Budget vs. FY2023 Budgeted (% Change)
Operating	$3,896,384.00	$3,620,472.63	$4,590,899.00	17.8%
Non-Operating	$1,908,369.00	$1,590,307.50	$1,846,770.00	-3.2%
Total Revenue Source:	**$5,804,753.00**	**$5,210,780.13**	**$6,437,669.00**	**10.9%**

Expenditures by Expense Type

Budgeted Expenditures by Expense Type

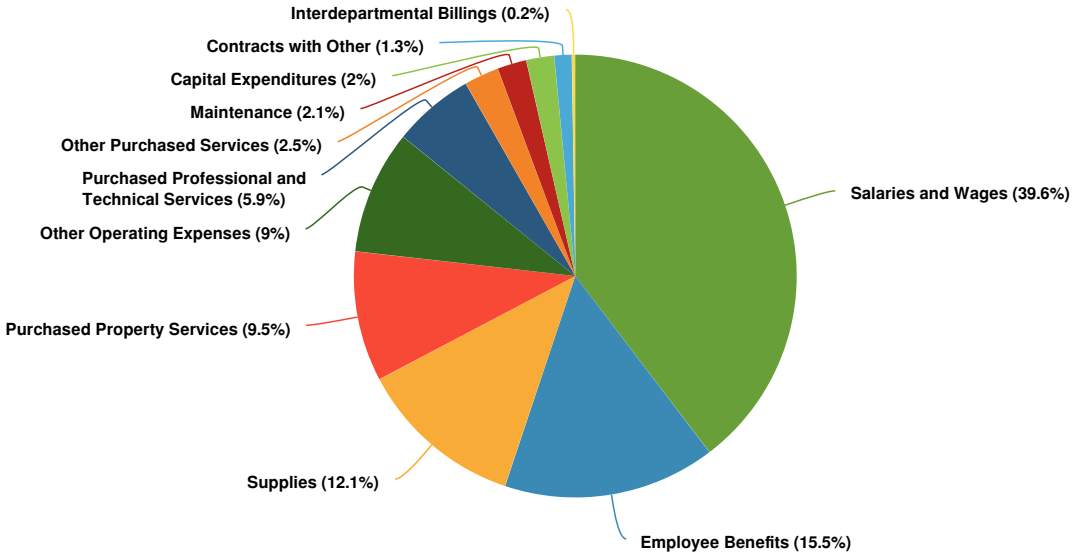

Budgeted and Historical Expenditures by Expense Type

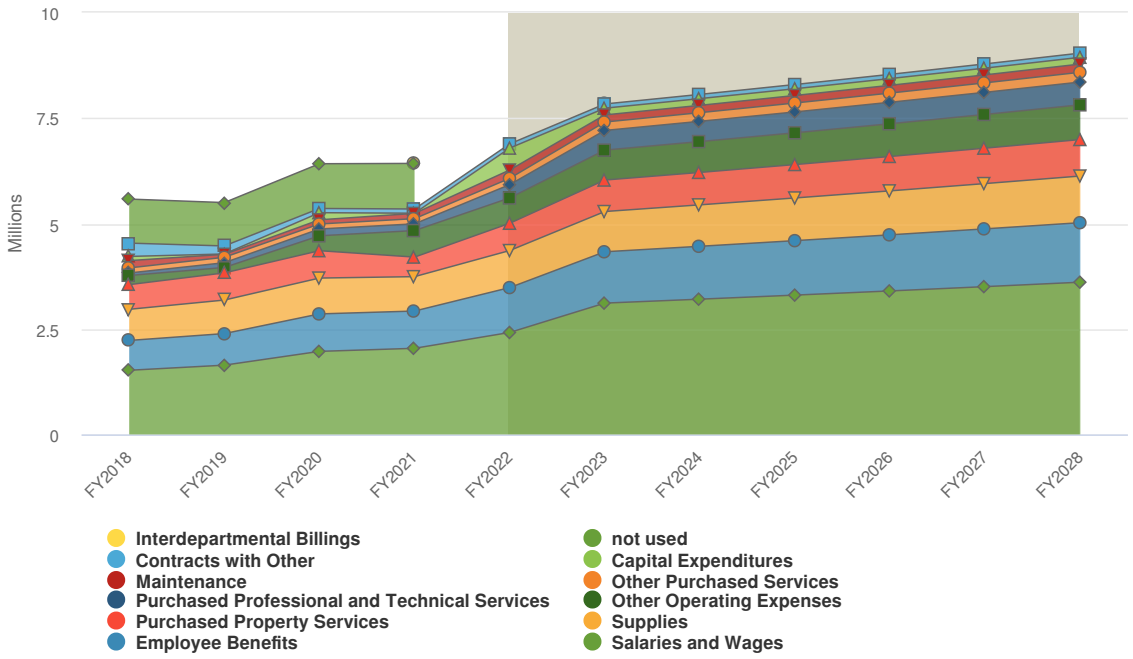

Grey background indicates budgeted figures.

Name	FY2022 Amended Budget	FY2022 Actual	FY2023 Budgeted	FY2022 Amended Budget vs. FY2023 Budgeted (% Change)
Expense Objects				
Salaries and Wages	$2,416,884.00	$2,122,341.72	$3,112,947.00	28.8%
Employee Benefits	$1,063,874.00	$880,923.23	$1,217,075.00	14.4%
Purchased Professional and Technical Services	$315,734.60	$136,092.15	$465,894.00	47.6%
Purchased Property Services	$646,455.00	$533,407.71	$746,262.00	15.4%
Maintenance	$198,251.40	$205,413.39	$168,125.00	-15.2%
Other Purchased Services	$149,109.00	$143,539.47	$199,689.00	33.9%
Supplies	$878,264.00	$809,221.29	$954,066.00	8.6%
Other Operating Expenses	$600,000.00	$531,452.71	$710,000.00	18.3%
Contracts with Other	$100,000.00	$100,000.00	$100,000.00	0%
Interdepartmental Billings	$0.00	$0.00	$19,090.00	N/A
Capital Expenditures	$518,664.00	$1,000.00	$160,000.00	-69.2%
Total Expense Objects:	**$6,887,236.00**	**$5,463,391.67**	**$7,853,148.00**	**14%**

Fund Balance

There is no minimum fund balance required, however the fund must have a positive net position.

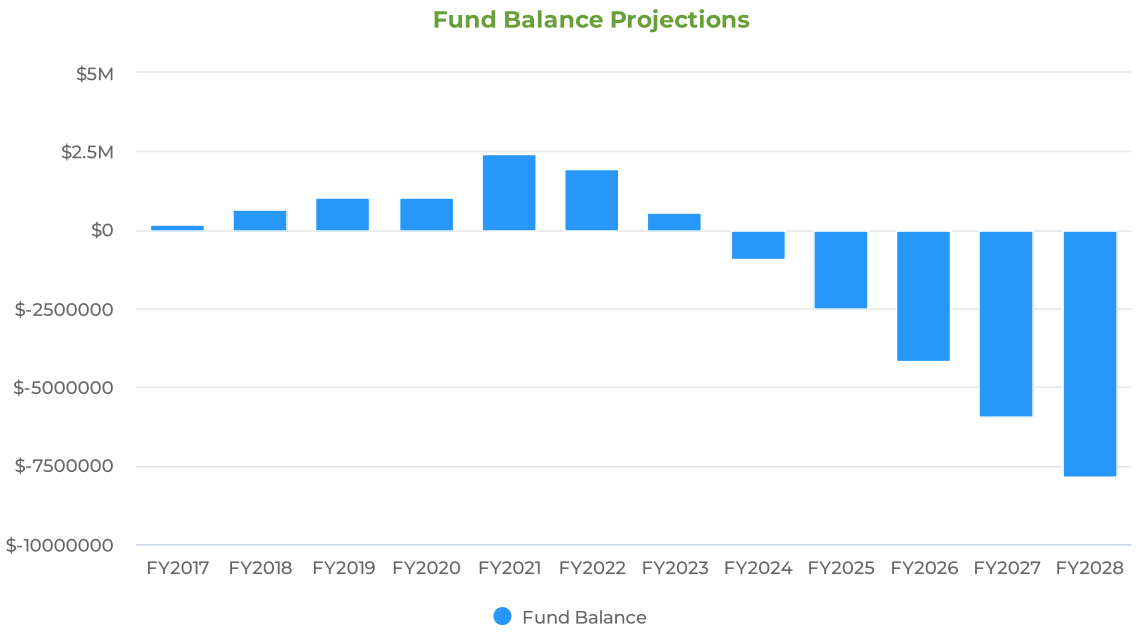

Cottonwood Creek Golf Course Fund

The Cottonwood Creek Golf Course Fund provides a high quality golf experience at an affordable cost for golfers. The fee schedule is structured so that golfers of every income level can afford to play. Cottonwood Creek Golf Course offers an 18-hole championship golf course, 9-hole junior course, practice putting green, chipping area, bunker and driving range.

Summary

The City of Waco is projecting $3.01M of revenue in FY2023, which represents a 29.2% increase over the prior year. Budgeted expenditures are projected to increase by 13.5% or $350.39K to $2.95M in FY2023.

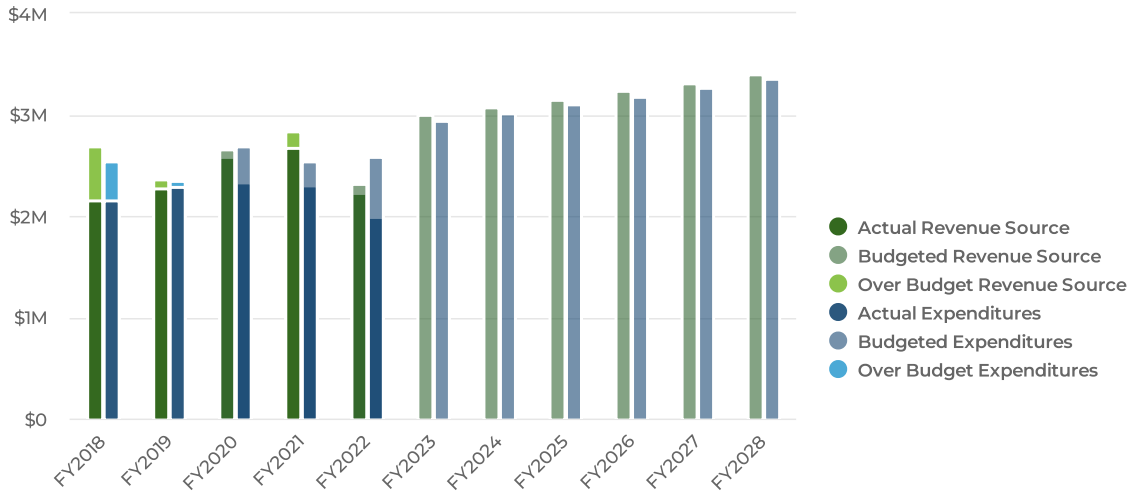

Revenues by Source

Projected 2023 Revenues by Source

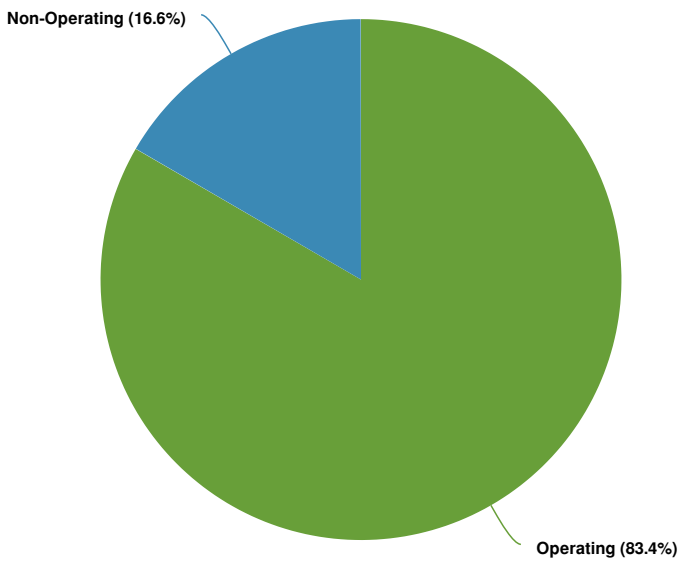

Budgeted and Historical 2023 Revenues by Source

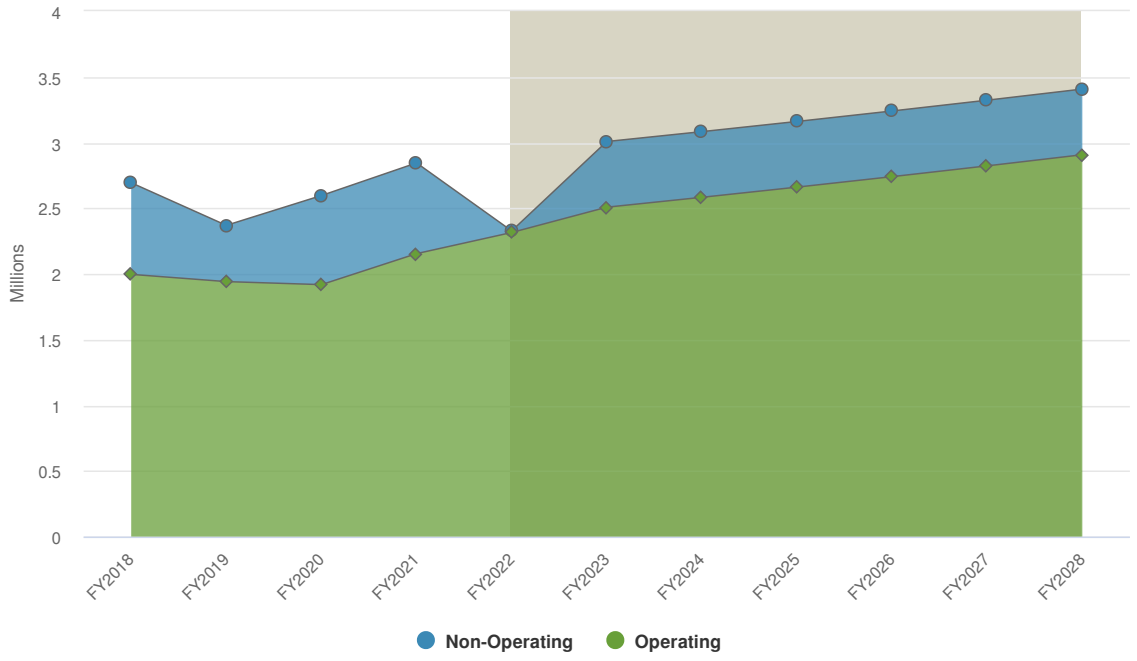

Grey background indicates budgeted figures.

Name	FY2022 Amended Budget	FY2022 Actual	FY2023 Budgeted	FY2022 Amended Budget vs. FY2023 Budgeted (% Change)
Revenue Source				

Name	FY2022 Amended Budget	FY2022 Actual	FY2023 Budgeted	FY2022 Amended Budget vs. FY2023 Budgeted (% Change)
Operating	$2,314,870.98	$2,232,947.61	$2,507,602.00	8.3%
Non-Operating	$12,403.00	$10,335.80	$500,000.00	3,931.3%
Total Revenue Source:	**$2,327,273.98**	**$2,243,283.41**	**$3,007,602.00**	**29.2%**

Expenditures by Expense Type

Budgeted Expenditures by Expense Type

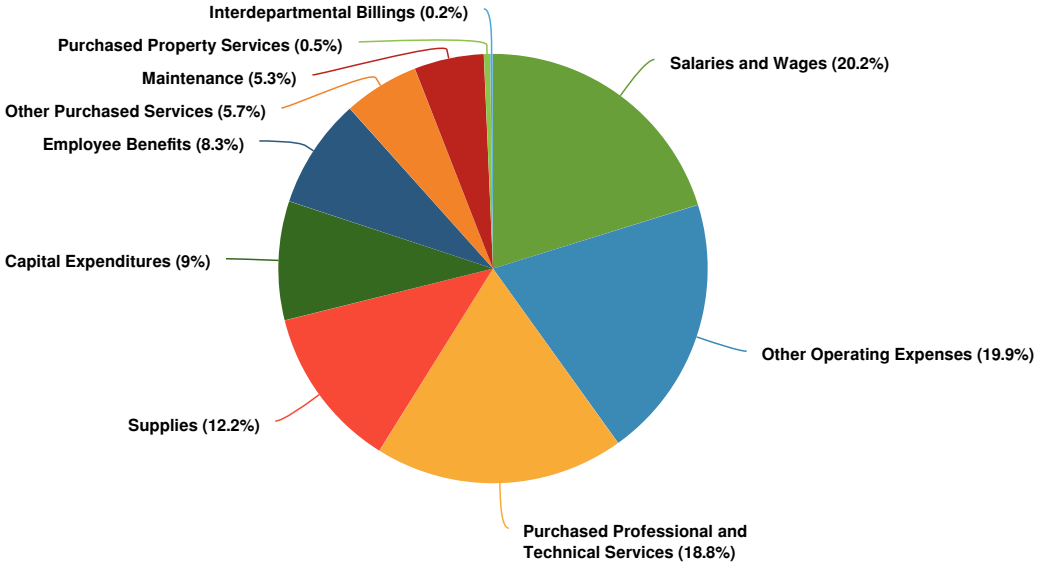

Budgeted and Historical Expenditures by Expense Type

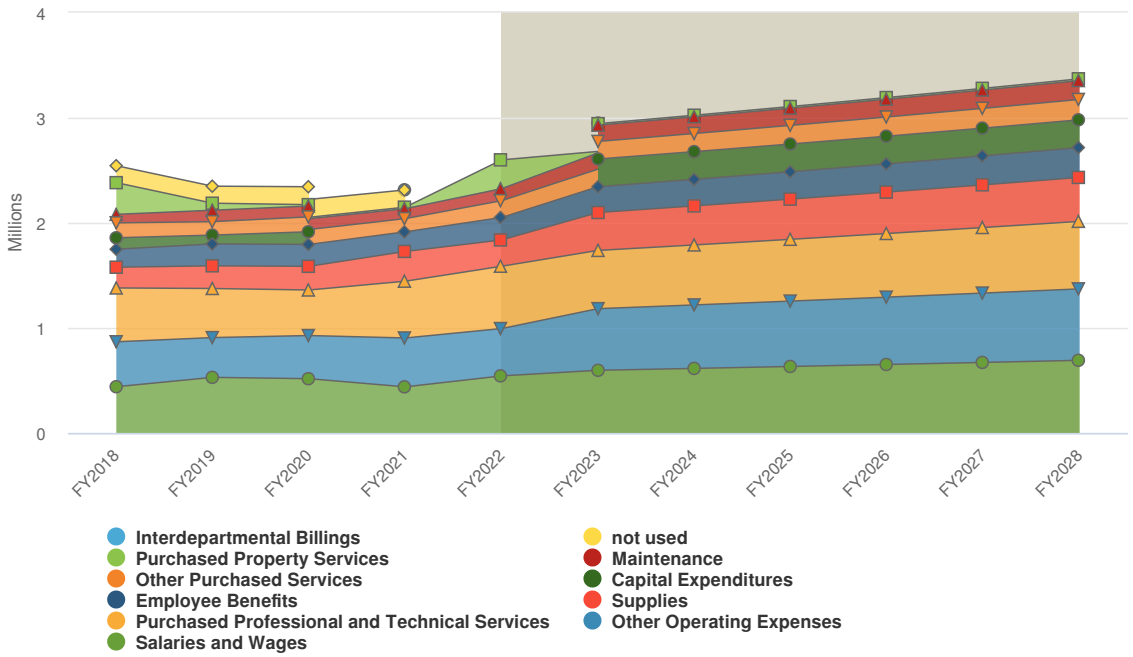

Grey background indicates budgeted figures.

Name	FY2022 Amended Budget	FY2022 Actual	FY2023 Budgeted	FY2022 Amended Budget vs. FY2023 Budgeted (% Change)
Expense Objects				
Salaries and Wages	$542,755.00	$461,067.68	$596,013.00	9.8%
Employee Benefits	$213,716.00	$182,525.73	$245,238.00	14.7%
Purchased Professional and Technical Services	$593,086.00	$546,984.25	$554,207.00	-6.6%
Purchased Property Services	$273,893.00	$7,492.29	$14,106.00	-94.8%
Maintenance	$114,492.00	$86,027.54	$154,839.00	35.2%
Other Purchased Services	$159,899.00	$124,607.69	$167,360.00	4.7%
Supplies	$250,276.00	$190,412.57	$360,848.00	44.2%
Other Operating Expenses	$450,500.00	$403,827.96	$586,480.00	30.2%
Interdepartmental Billings	$0.00	$0.00	$5,917.00	N/A
Capital Expenditures	$0.00	$0.00	$264,000.00	N/A
Total Expense Objects:	**$2,598,617.00**	**$2,002,945.71**	**$2,949,008.00**	**13.5%**

Fund Balance

There is no minimum fund balance required, however the fund must have a positive net position.

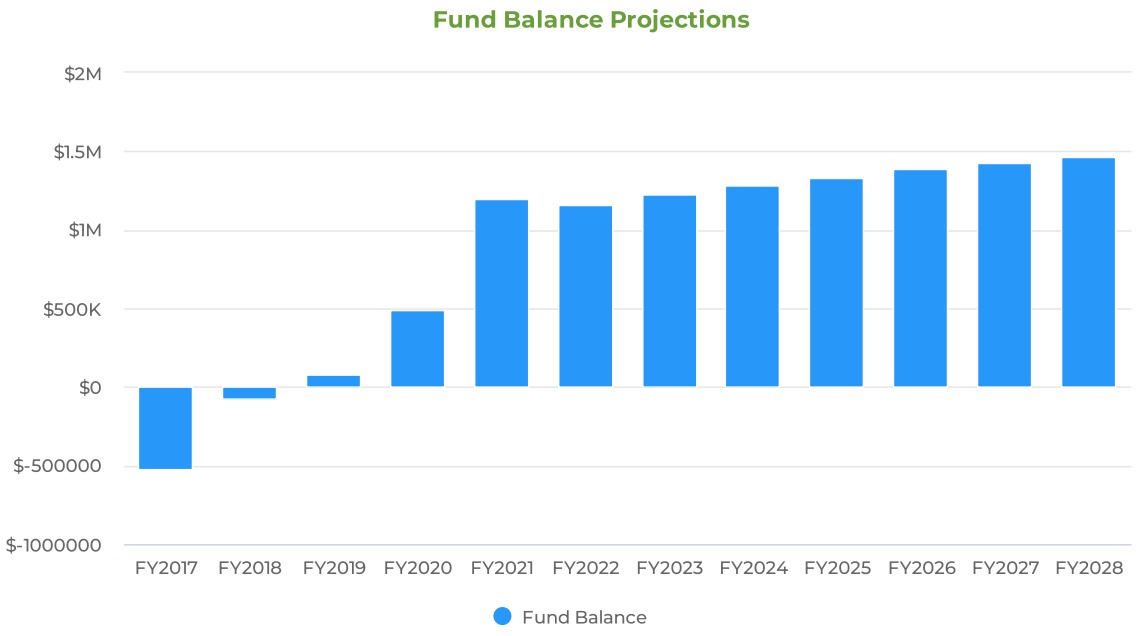

Internal Service Funds

The City's internal service funds provide services for the other funds and departments of the city. The funds charge for the services that are provided. The city's internal service funds include the Risk Management Fund, the Employee Health Insurance Fund, the Engineering Fund, the Fleet Services Fund, the Information Technology Fund, which is new for fiscal year 2022-2023, and the Proprietary Vehicle and Equipment Replacement Fund, which is also new for fiscal year 2022-2023.

Summary

The City of Waco is projecting $37.12M of revenue in FY2023, which represents a 42.1% increase over the prior year. Budgeted expenditures are projected to increase by 32.9% or $9.36M to $37.8M in FY2023.

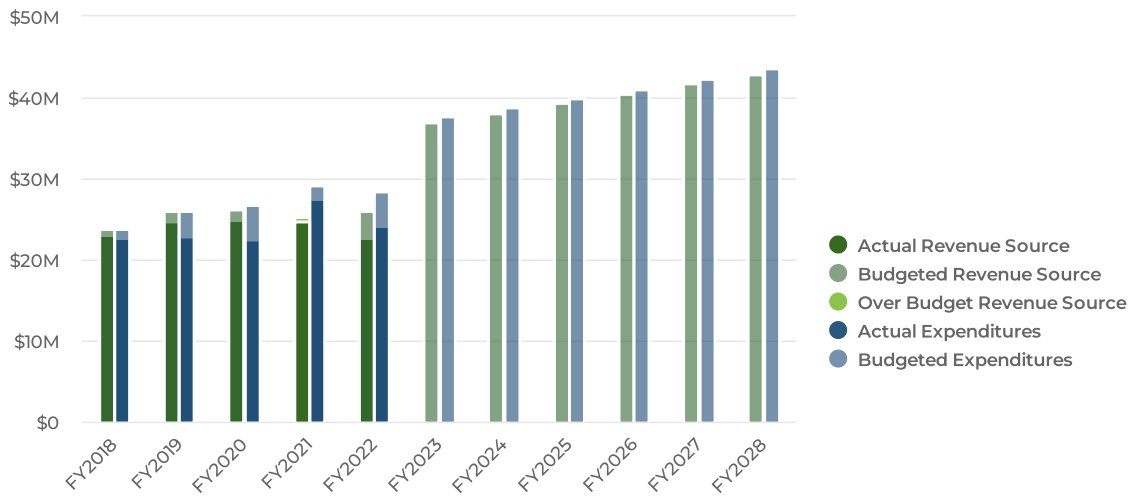

Revenue by Fund

2023 Revenue by Fund

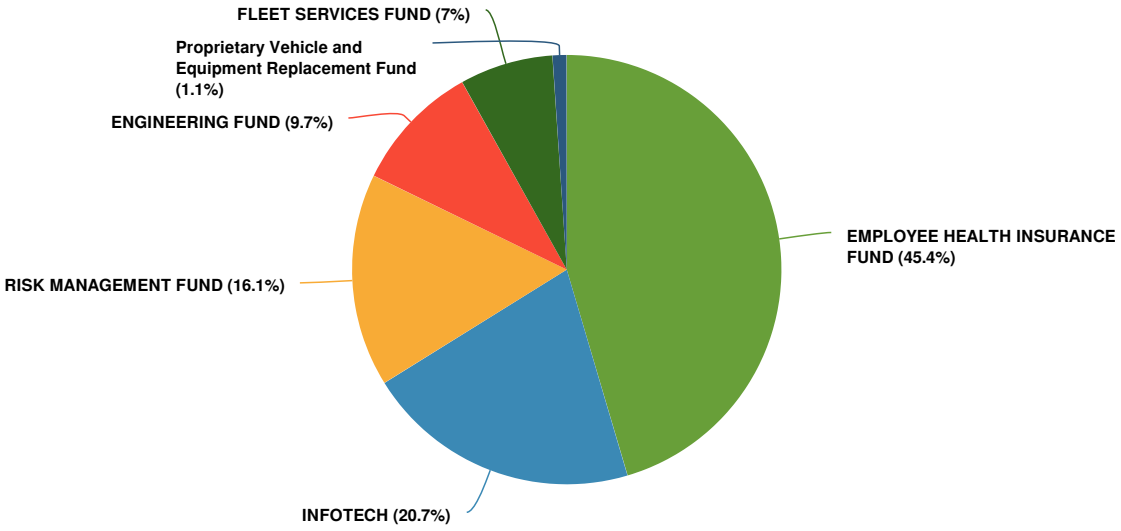

Budgeted and Historical 2023 Revenue by Fund

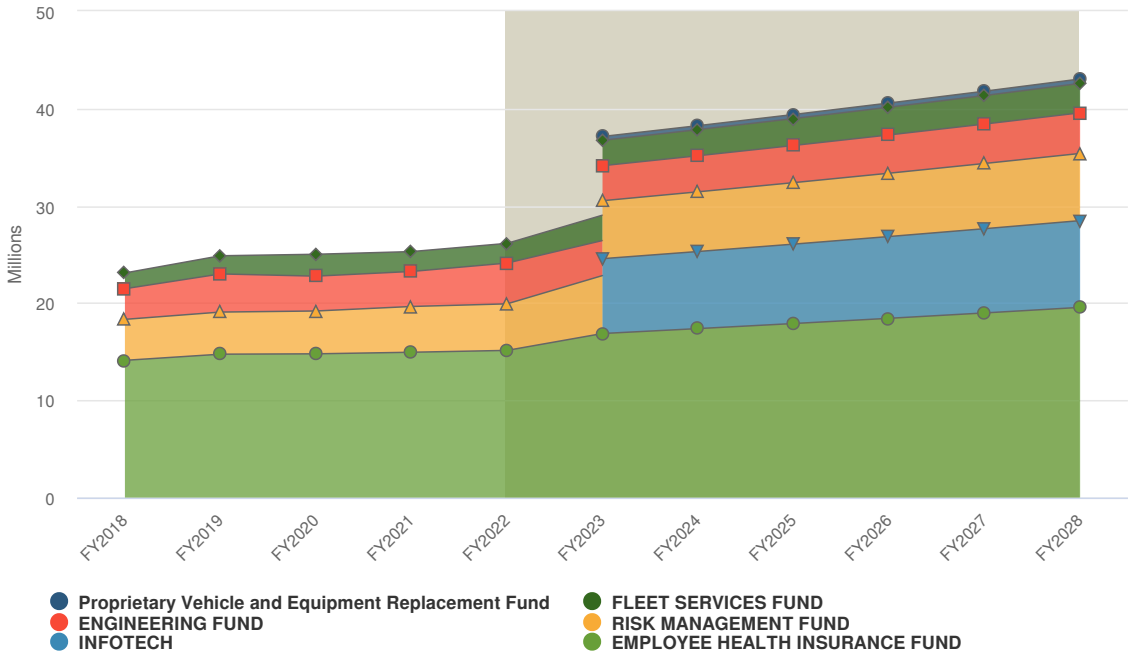

Grey background indicates budgeted figures.

Name	FY2022 Amended Budget	FY2022 Actual	FY2023 Budgeted	FY2022 Amended Budget vs. FY2023 Budgeted (% Change)

Name	FY2022 Amended Budget	FY2022 Actual	FY2023 Budgeted	FY2022 Amended Budget vs. FY2023 Budgeted (% Change)
RISK MANAGEMENT FUND	$4,784,119.00	$4,219,507.68	$5,958,382.00	24.5%
EMPLOYEE HEALTH INSURANCE FUND	$15,129,054.00	$13,212,577.44	$16,864,602.00	11.5%
ENGINEERING FUND	$4,194,010.90	$3,706,758.37	$3,601,963.00	-14.1%
FLEET SERVICES FUND	$2,023,585.00	$1,673,044.31	$2,606,766.00	28.8%
INFOTECH	$0.00	$0.00	$7,693,911.00	N/A
Proprietary Vehicle and Equipment Replacement Fund		$0.00	$393,785.00	N/A
Total:	**$26,130,768.90**	**$22,811,887.80**	**$37,119,409.00**	**42.1%**

Revenues by Source

Projected 2023 Revenues by Source

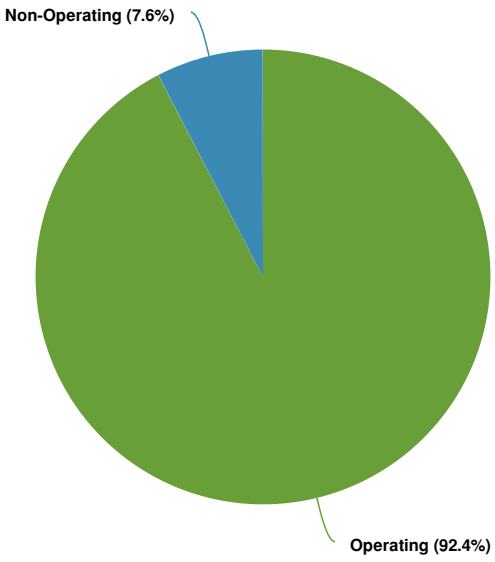

Budgeted and Historical 2023 Revenues by Source

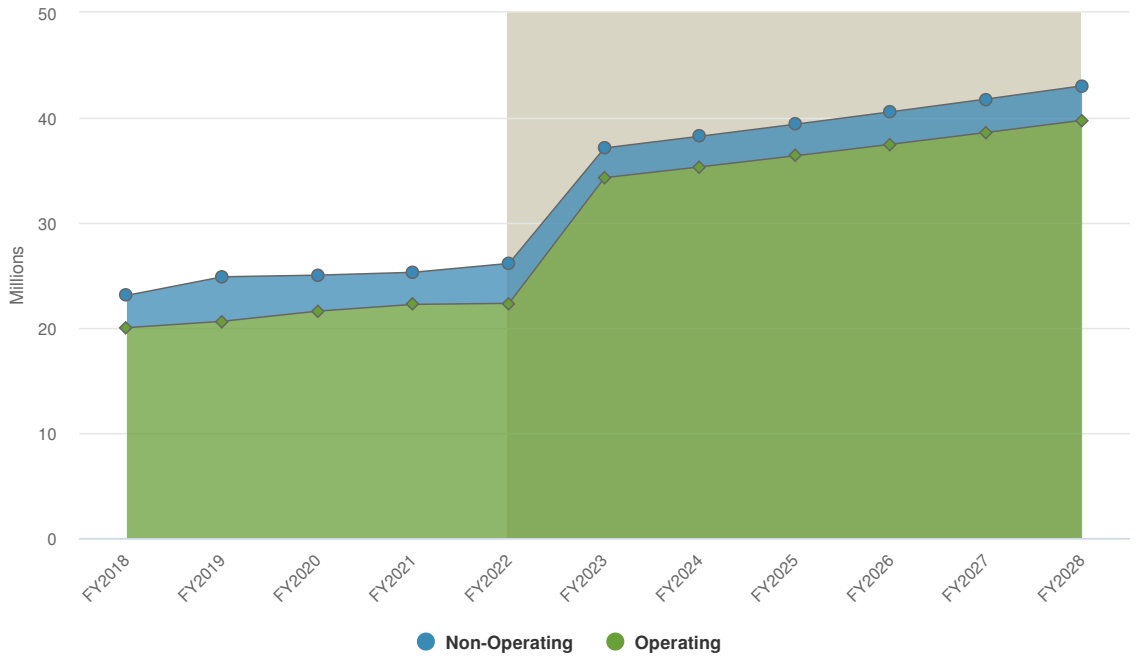

Grey background indicates budgeted figures.

Name	FY2022 Amended Budget	FY2022 Actual	FY2023 Budgeted	FY2022 Amended Budget vs. FY2023 Budgeted (% Change)
Revenue Source				
Operating	$22,330,469.90	$19,562,137.70	$34,290,446.00	53.6%
Non-Operating	$3,800,299.00	$3,249,750.10	$2,828,963.00	-25.6%
Total Revenue Source:	**$26,130,768.90**	**$22,811,887.80**	**$37,119,409.00**	**42.1%**

Expenditures by Fund

2023 Expenditures by Fund

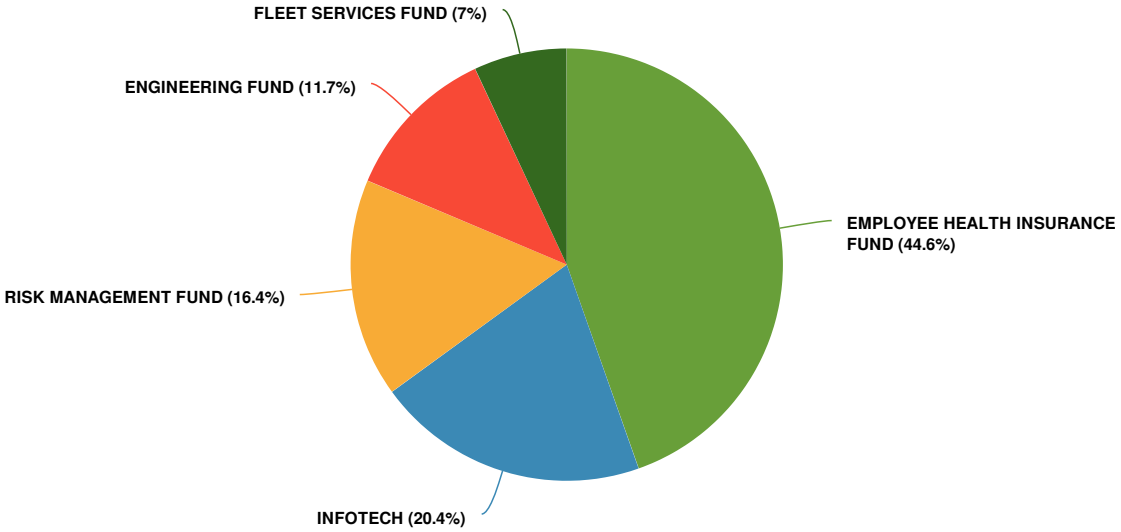

Budgeted and Historical 2023 Expenditures by Fund

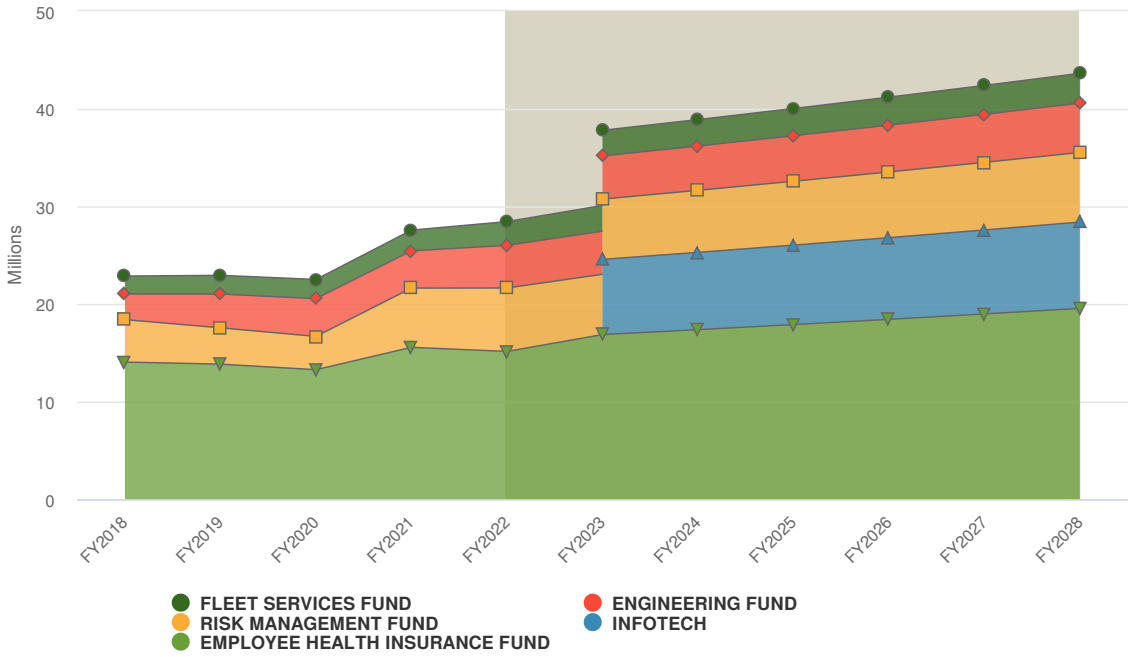

Grey background indicates budgeted figures.

Name	FY2022 Amended Budget	FY2022 Actual	FY2023 Budgeted	FY2022 Amended Budget vs. FY2023 Budgeted (% Change)
RISK MANAGEMENT FUND	$6,501,614.00	$4,268,498.27	$6,181,579.00	-4.9%

Name	FY2022 Amended Budget	FY2022 Actual	FY2023 Budgeted	FY2022 Amended Budget vs. FY2023 Budgeted (% Change)
EMPLOYEE HEALTH INSURANCE FUND	$15,129,905.00	$14,447,601.93	$16,858,757.00	11.4%
ENGINEERING FUND	$4,370,345.30	$3,715,751.33	$4,419,414.00	1.1%
FLEET SERVICES FUND	$2,434,803.00	$1,877,125.78	$2,629,620.00	8%
INFOTECH	$0.00	$0.00	$7,705,742.00	N/A
Total:	**$28,436,667.30**	**$24,308,977.31**	**$37,795,112.00**	**32.9%**

Expenditures by Expense Type

Budgeted Expenditures by Expense Type

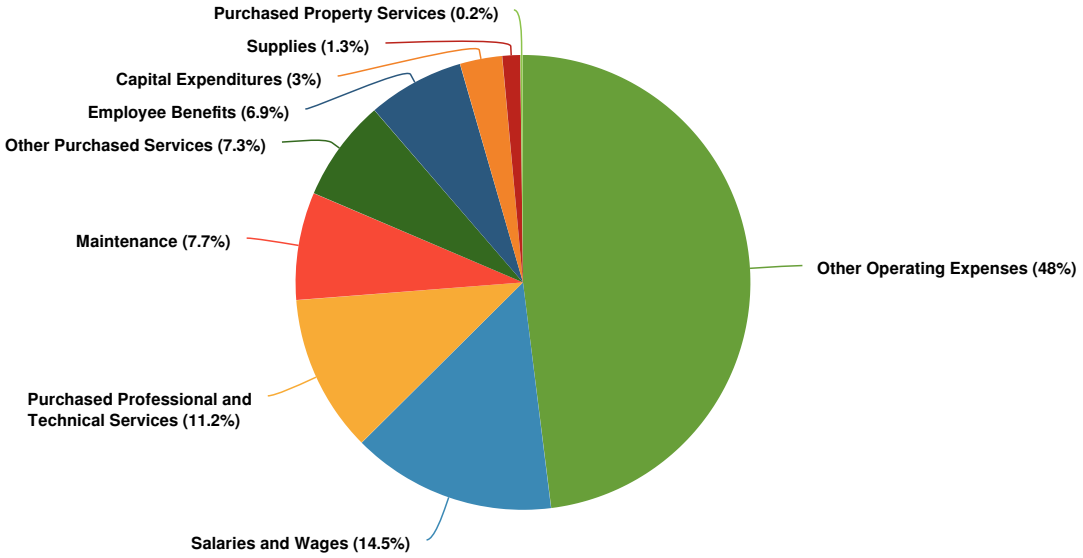

Budgeted and Historical Expenditures by Expense Type

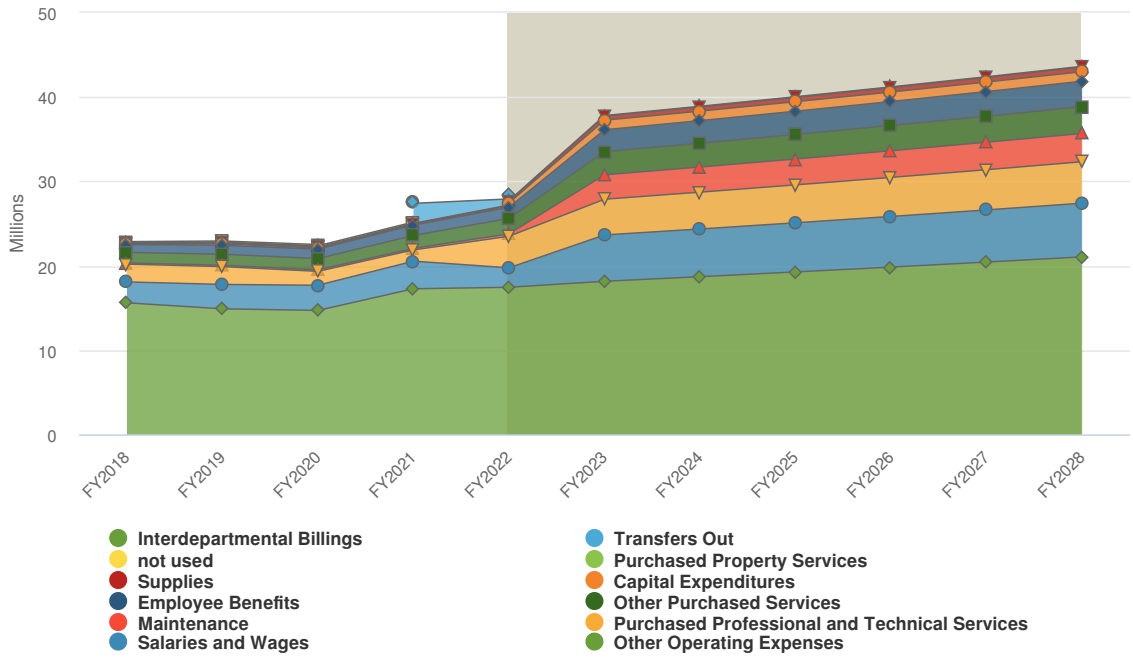

Grey background indicates budgeted figures.

Name	FY2022 Amended Budget	FY2022 Actual	FY2023 Budgeted	FY2022 Amended Budget vs. FY2023 Budgeted (% Change)
Expense Objects				
Salaries and Wages	$2,309,221.00	$2,782,634.42	$5,491,383.00	137.8%
Employee Benefits	$1,308,973.00	$1,050,227.57	$2,593,715.00	98.1%
Purchased Professional and Technical Services	$3,737,373.30	$1,565,401.16	$4,237,171.00	13.4%
Purchased Property Services	$63,680.00	$54,085.57	$70,555.00	10.8%
Maintenance	$286,262.00	$194,304.09	$2,894,236.00	911%
Other Purchased Services	$1,839,407.00	$1,691,529.09	$2,741,354.00	49%
Supplies	$198,896.00	$194,085.21	$481,172.00	141.9%
Other Operating Expenses	$17,441,232.00	$15,983,420.68	$18,152,766.00	4.1%
Capital Expenditures	$522,989.00	$186,094.52	$1,132,760.00	116.6%
Transfers Out	$728,634.00	$607,195.00	$0.00	-100%
Total Expense Objects:	**$28,436,667.30**	**$24,308,977.31**	**$37,795,112.00**	**32.9%**

Risk Management Fund

The Risk Management Fund is used to account for the City's Property and Liability Insurance as well as Worker's Compensation to protect the City against financial losses and assure a safe and healthy environment for citizens and city employees.

Summary

The City of Waco is projecting $5.96M of revenue in FY2023, which represents a 24.5% increase over the prior year. Budgeted expenditures are projected to decrease by 4.9% or $320.04K to $6.18M in FY2023.

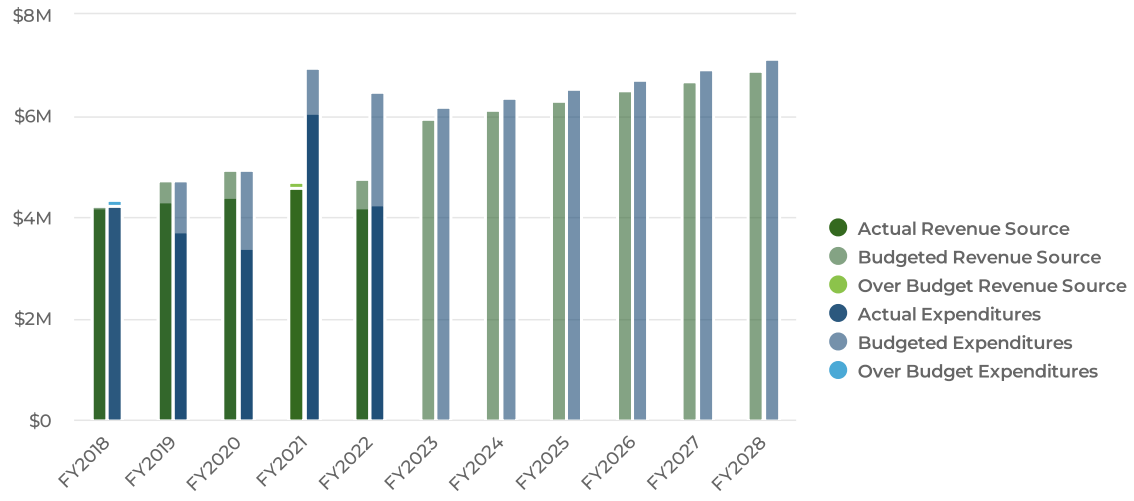

Revenues by Source

Projected 2023 Revenues by Source

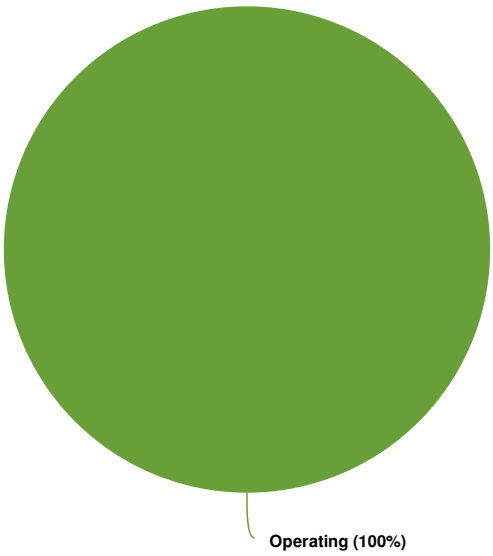

Budgeted and Historical 2023 Revenues by Source

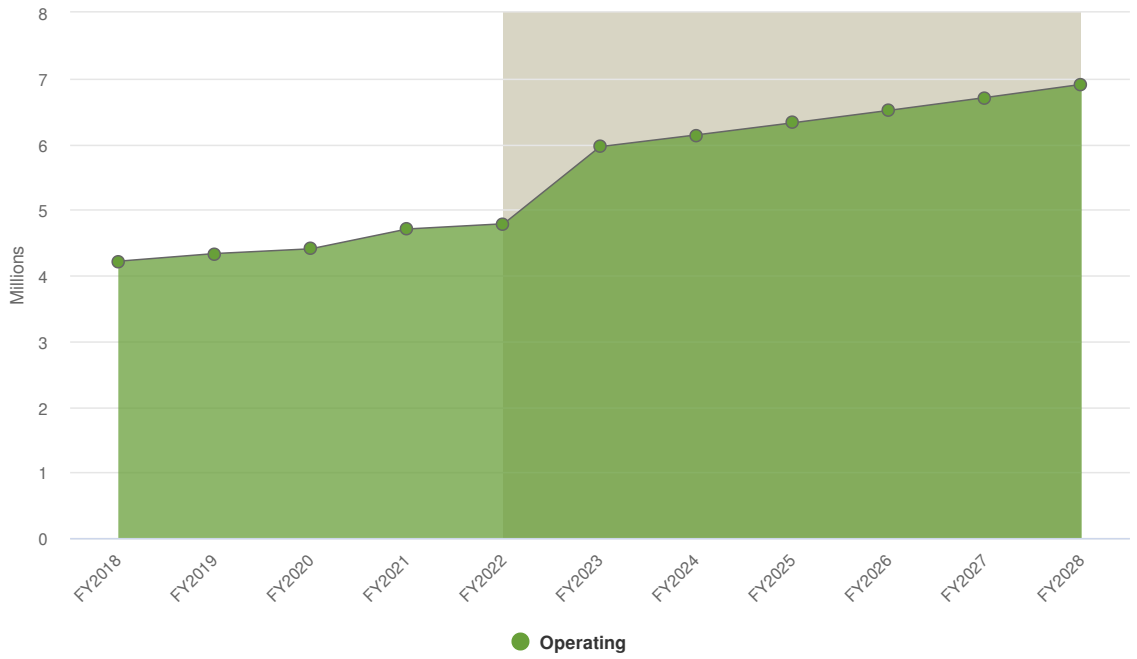

Grey background indicates budgeted figures.

Name	FY2022 Amended Budget	FY2022 Actual	FY2023 Budgeted	FY2022 Amended Budget vs. FY2023 Budgeted (% Change)
Revenue Source				
Operating	$4,784,119.00	$4,219,507.68	$5,958,382.00	24.5%
Total Revenue Source:	**$4,784,119.00**	**$4,219,507.68**	**$5,958,382.00**	**24.5%**

Expenditures by Expense Type

Budgeted Expenditures by Expense Type

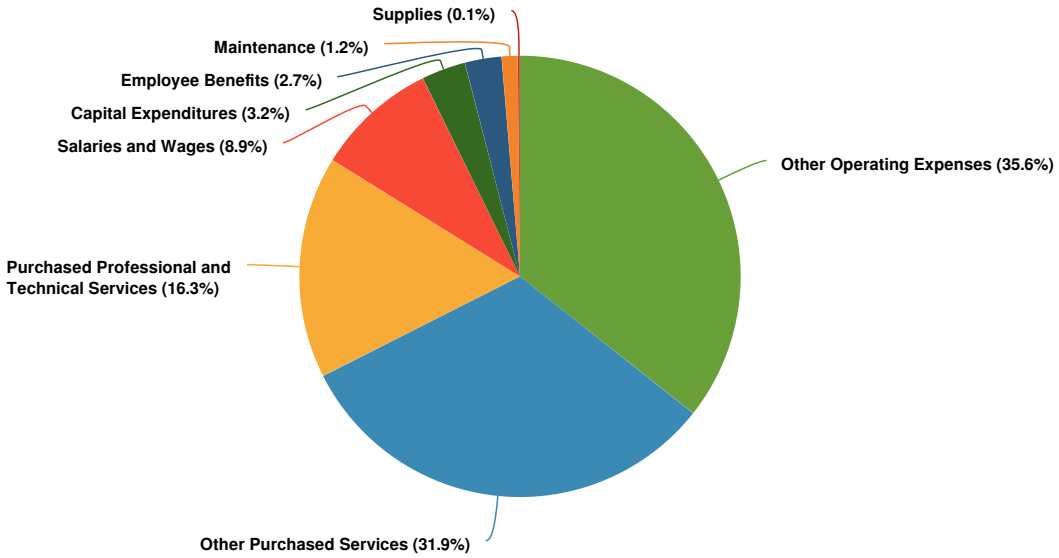

Budgeted and Historical Expenditures by Expense Type

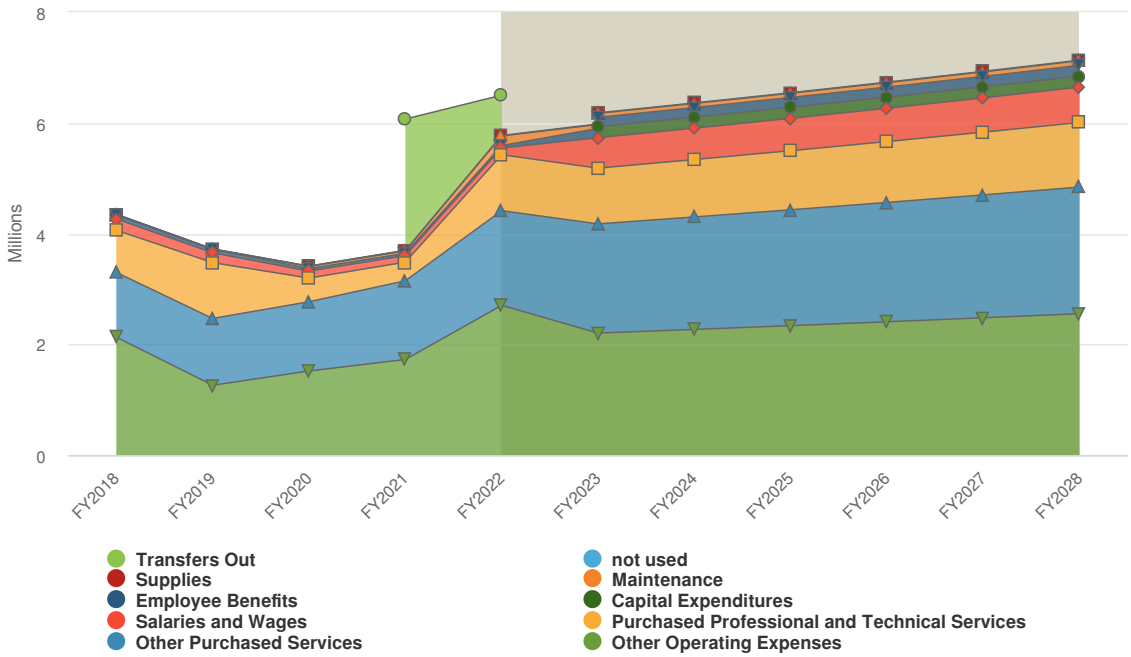

Grey background indicates budgeted figures.

Name	FY2022 Amended Budget	FY2022 Actual	FY2023 Budgeted	FY2022 Amended Budget vs. FY2023 Budgeted (% Change)
Expense Objects				
Salaries and Wages	$122,969.00	$102,484.44	$551,069.00	348.1%
Employee Benefits	$43,613.00	$36,683.94	$166,244.00	281.2%
Purchased Professional and Technical Services	$1,011,020.00	$359,810.78	$1,006,536.00	-0.4%
Maintenance	$173,001.00	$37,784.41	$72,770.00	-57.9%
Other Purchased Services	$1,709,221.00	$1,601,975.69	$1,972,981.00	15.4%
Supplies	$8,504.00	$2,788.61	$8,849.00	4.1%
Other Operating Expenses	$2,704,652.00	$1,519,775.40	$2,203,130.00	-18.5%
Capital Expenditures	$0.00	$0.00	$200,000.00	N/A
Transfers Out	$728,634.00	$607,195.00	$0.00	-100%
Total Expense Objects:	**$6,501,614.00**	**$4,268,498.27**	**$6,181,579.00**	**-4.9%**

Fund Balance

For internal service funds used to account for risk management and employee health insurance, the City shall maintain a cash reserve in each fund sufficient to fund current liabilities, including but not limited to the unpaid estimated claims liability reported on the statement of net position, plus 20 percent of annual budgeted operating expenses. The required cash reserves for the fund for Fiscal Year 2023 is $3.6 million. The fund is projected to have cash reserves of $8.4 million resulting an excess fund balance of $4.8 million. This excess fund balance will be evaluated in the upcoming year when reviewing the rates charged for risk management services to the various funds of the City.

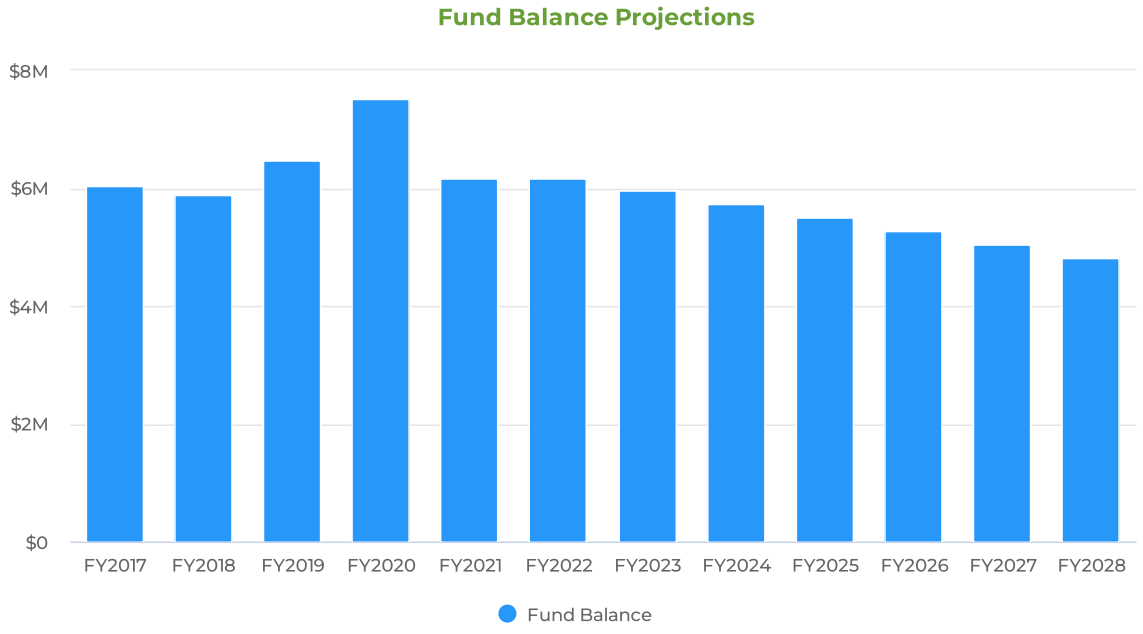

Employee Health Insurance Fund

The Employee Health Insurance Fund provides health and prescription coverage to employees, retirees and dependents.

Summary

The City of Waco is projecting $16.86M of revenue in FY2023, which represents a 11.5% increase over the prior year. Budgeted expenditures are projected to increase by 11.4% or $1.73M to $16.86M in FY2023.

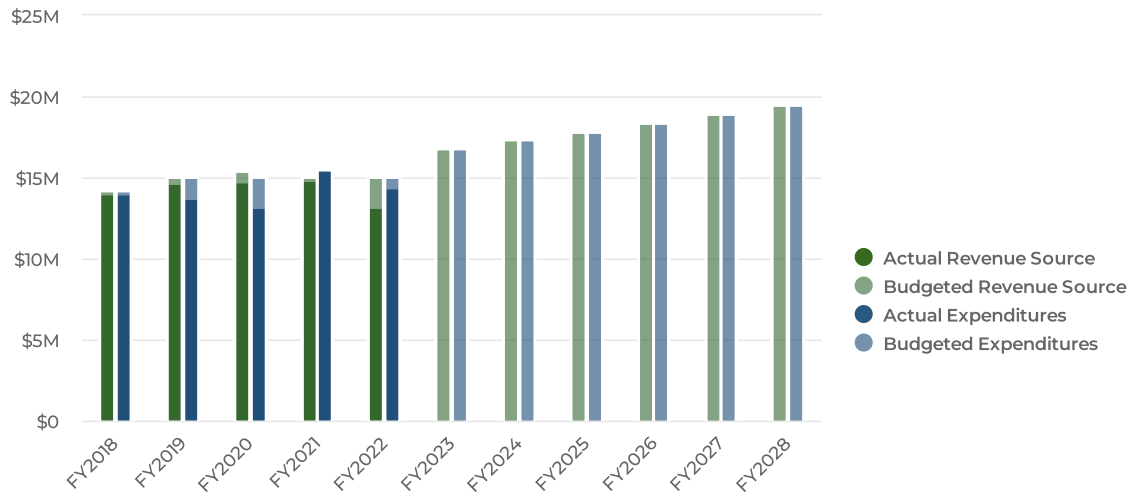

Revenues by Source

Projected 2023 Revenues by Source

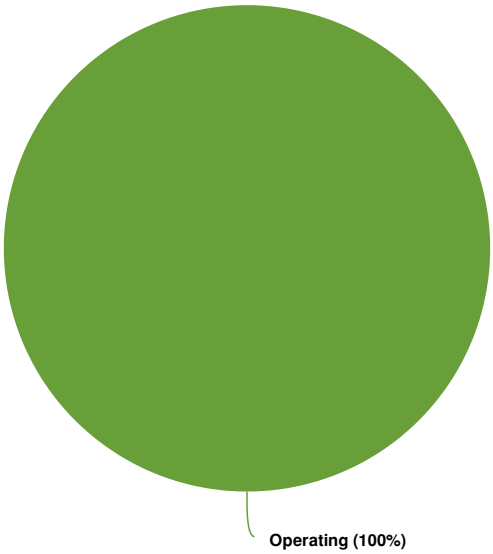

Budgeted and Historical 2023 Revenues by Source

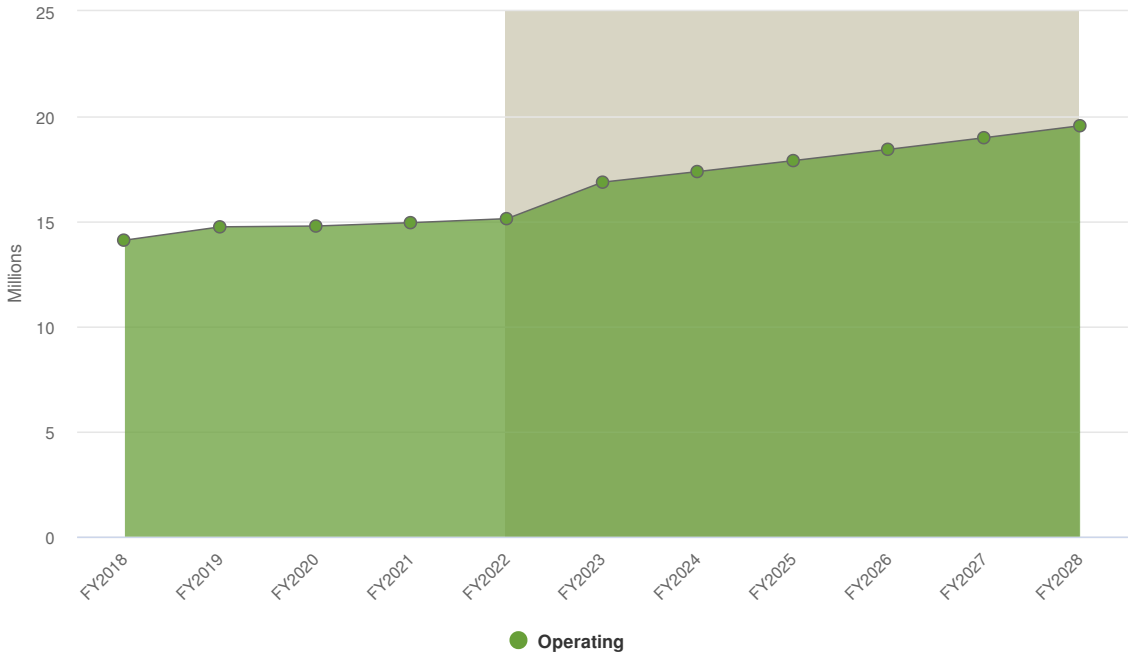

Grey background indicates budgeted figures.

Name	FY2022 Amended Budget	FY2022 Actual	FY2023 Budgeted	FY2022 Amended Budget vs. FY2023 Budgeted (% Change)
Revenue Source				

Name	FY2022 Amended Budget	FY2022 Actual	FY2023 Budgeted	FY2022 Amended Budget vs. FY2023 Budgeted (% Change)
Operating	$15,129,054.00	$13,212,577.44	$16,864,602.00	11.5%
Total Revenue Source:	**$15,129,054.00**	**$13,212,577.44**	**$16,864,602.00**	**11.5%**

Expenditures by Expense Type

Budgeted Expenditures by Expense Type

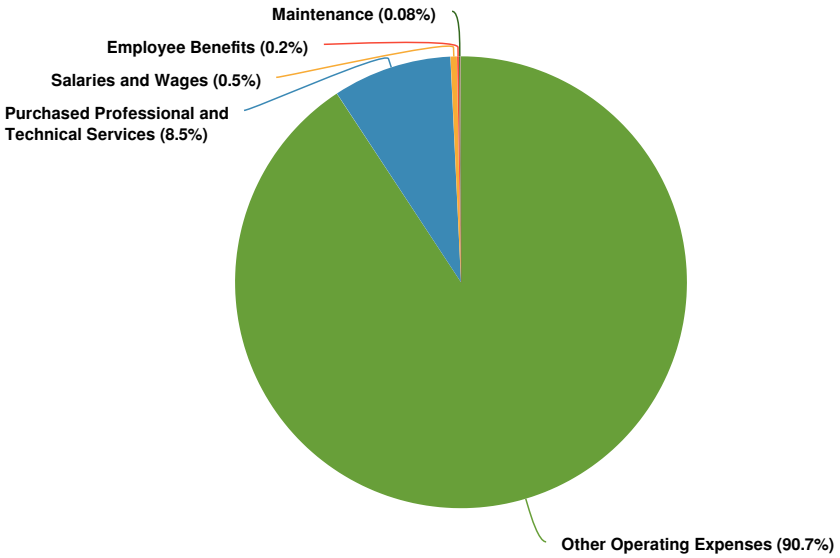

Budgeted and Historical Expenditures by Expense Type

Grey background indicates budgeted figures.

Name	FY2022 Amended Budget	FY2022 Actual	FY2023 Budgeted	FY2022 Amended Budget vs. FY2023 Budgeted (% Change)
Expense Objects				
Salaries and Wages	$71,890.00	$62,272.21	$76,854.00	6.9%
Employee Benefits	$24,188.00	$20,555.90	$25,628.00	6%
Purchased Professional and Technical Services	$1,238,668.00	$695,251.75	$1,435,791.00	15.9%
Purchased Property Services	$4,000.00	$1,488.50	$0.00	-100%
Maintenance	$12,900.00	$1,100.00	$14,000.00	8.5%
Other Purchased Services	$2,880.00	$1,664.94	$2,890.00	0.3%
Supplies	$19,300.00	$13,309.15	$4,500.00	-76.7%
Other Operating Expenses	$13,756,079.00	$13,651,959.48	$15,299,094.00	11.2%
Total Expense Objects:	**$15,129,905.00**	**$14,447,601.93**	**$16,858,757.00**	**11.4%**

Fund Balance

For internal service funds used to account for risk management and employee health insurance, the City shall maintain a cash reserve in each fund sufficient to fund current liabilities, including but not limited to the unpaid estimated claims liability reported on the statement of net position, plus 20 percent of annual budgeted operating expenses. The required cash reserves for the employee health insurance fund are $4.6 million. The fund is projected to have $5.1 million in fiscal year 2023 of actual cash reserves. Excess fund balance in this fund is used to help mitigate premium increases and manage increased claims costs.

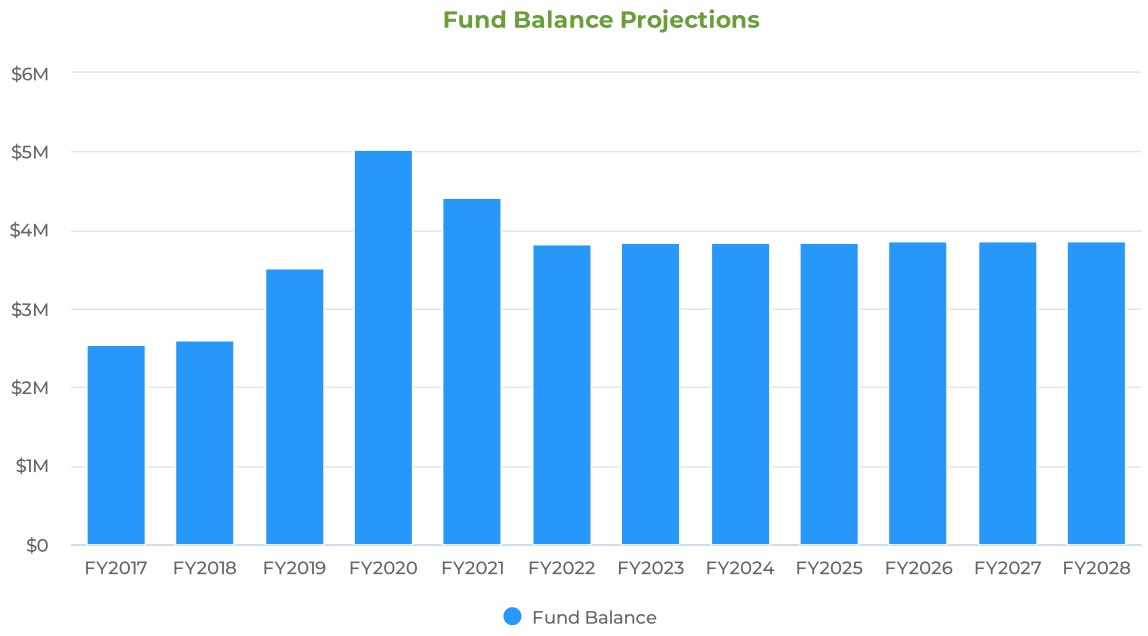

Engineering Fund

The Engineering Fund provides design, project management, construction contract administration, floodplain management, site development plan review, permit issuance, and engineering construction inspection. Engineering also performs Geographic Information System analysis and mapping services. Engineering maintains and updates the *Standard Specifications for Construction*, the *Manual of Standard Details*, records drawings and ensures all work within the city's right-of-way is constructed in accordance with Standards and City ordinances.

Summary

The City of Waco is projecting $3.6M of revenue in FY2023, which represents a 14.1% decrease over the prior year. Budgeted expenditures are projected to increase by 1.1% or $49.07K to $4.42M in FY2023.

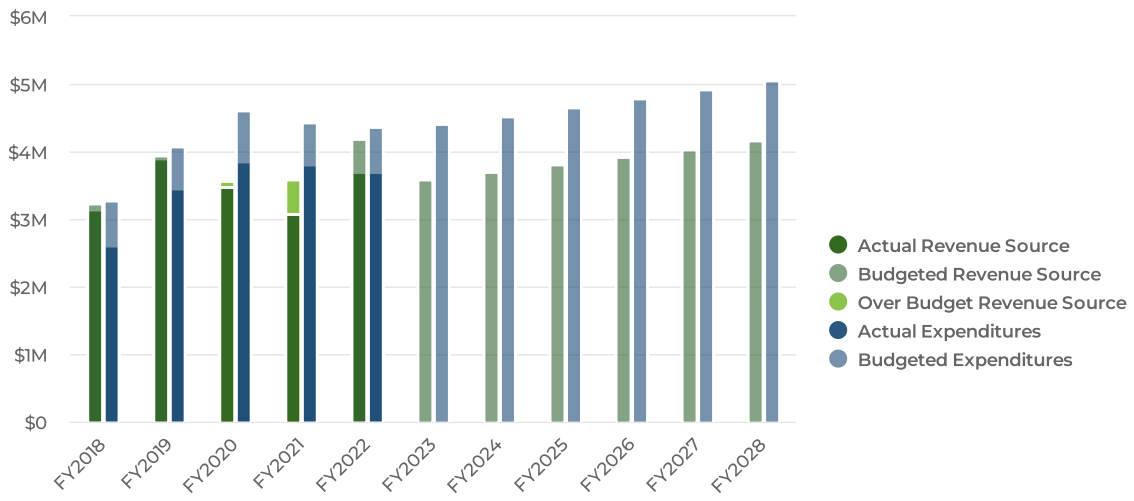

Revenues by Source

Projected 2023 Revenues by Source

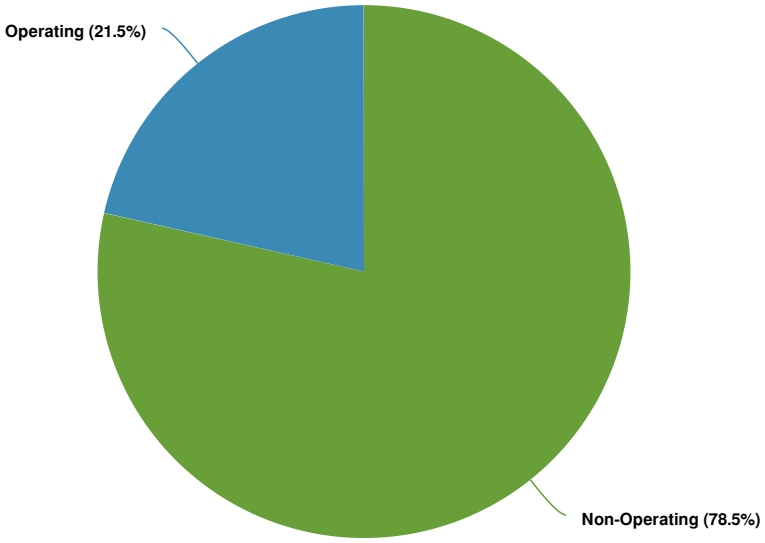

Budgeted and Historical 2023 Revenues by Source

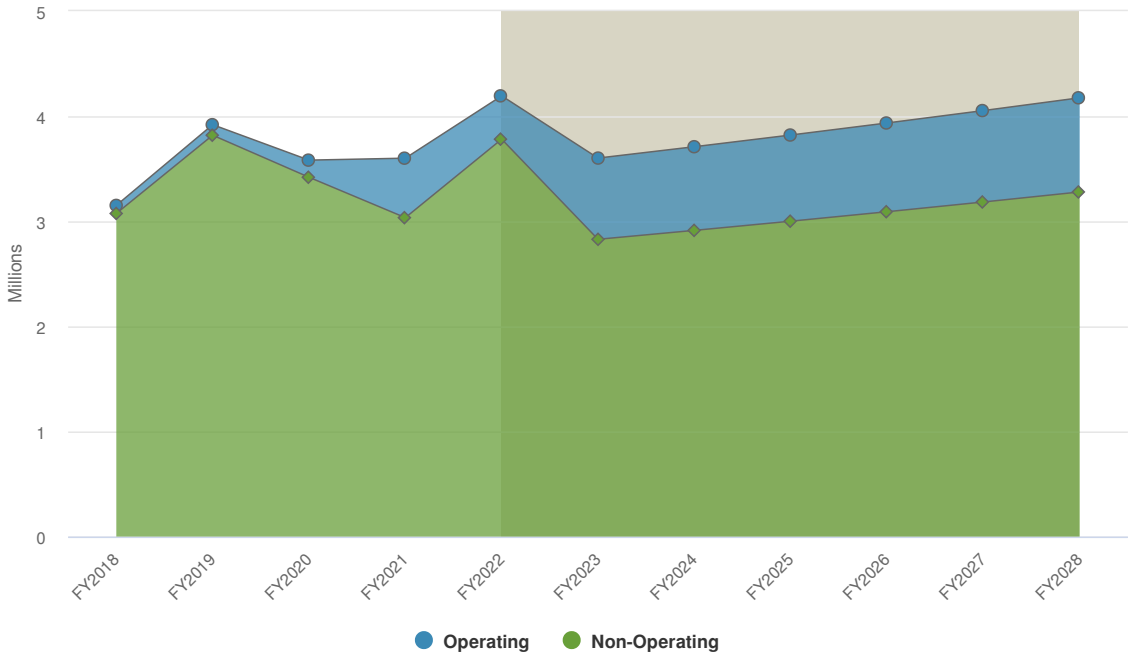

Grey background indicates budgeted figures.

Name	FY2022 Amended Budget	FY2022 Actual	FY2023 Budgeted	FY2022 Amended Budget vs. FY2023 Budgeted (% Change)
Revenue Source				

Name	FY2022 Amended Budget	FY2022 Actual	FY2023 Budgeted	FY2022 Amended Budget vs. FY2023 Budgeted (% Change)
Operating	$412,170.90	$472,390.77	$773,000.00	87.5%
Non-Operating	$3,781,840.00	$3,234,367.60	$2,828,963.00	-25.2%
Total Revenue Source:	**$4,194,010.90**	**$3,706,758.37**	**$3,601,963.00**	**-14.1%**

Expenditures by Expense Type

Budgeted Expenditures by Expense Type

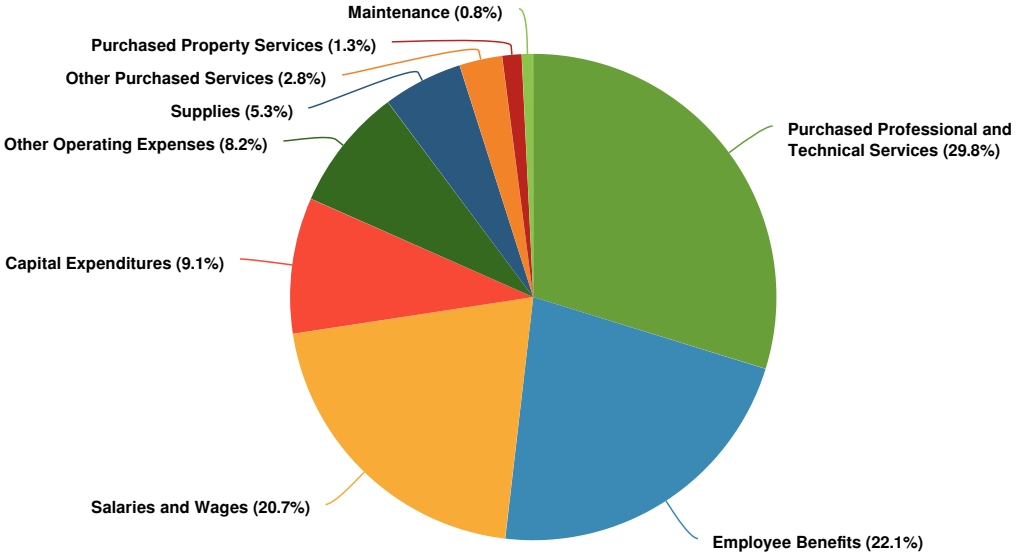

Budgeted and Historical Expenditures by Expense Type

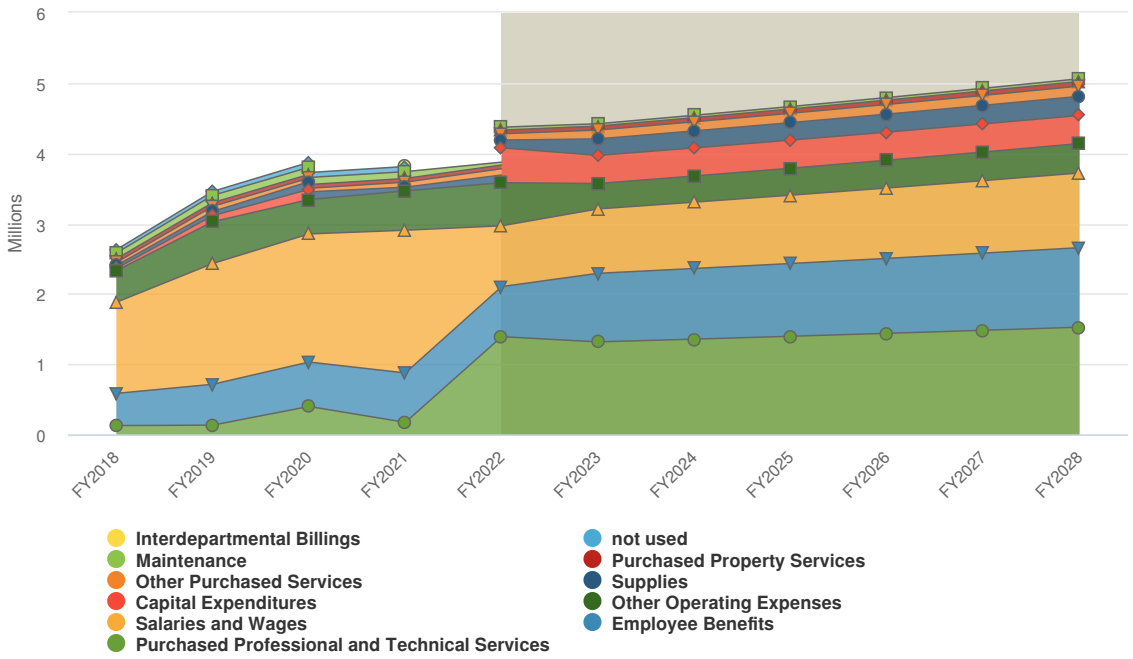

Grey background indicates budgeted figures.

Name	FY2022 Amended Budget	FY2022 Actual	FY2023 Budgeted	FY2022 Amended Budget vs. FY2023 Budgeted (% Change)
Expense Objects				
Salaries and Wages	$864,672.00	$1,659,633.21	$916,193.00	6%
Employee Benefits	$712,120.00	$580,093.73	$975,529.00	37%
Purchased Professional and Technical Services	$1,390,497.30	$461,209.14	$1,315,998.00	-5.4%
Purchased Property Services	$52,611.00	$43,842.50	$56,557.00	7.5%
Maintenance	$41,314.00	$112,527.79	$33,470.00	-19%
Other Purchased Services	$89,393.00	$54,502.81	$125,853.00	40.8%
Supplies	$109,786.00	$123,441.63	$234,469.00	113.6%
Other Operating Expenses	$612,952.00	$505,395.00	$361,345.00	-41%
Capital Expenditures	$497,000.00	$175,105.52	$400,000.00	-19.5%
Total Expense Objects:	**$4,370,345.30**	**$3,715,751.33**	**$4,419,414.00**	**1.1%**

Fund Balance

The City shall not regularly maintain positive unrestricted net position in internal service funds used to account for fleet and engineering operations. When one of these internal service funds builds up unrestricted net position, the City shall transfer it to other operating funds or adjust charges to other operating funds.

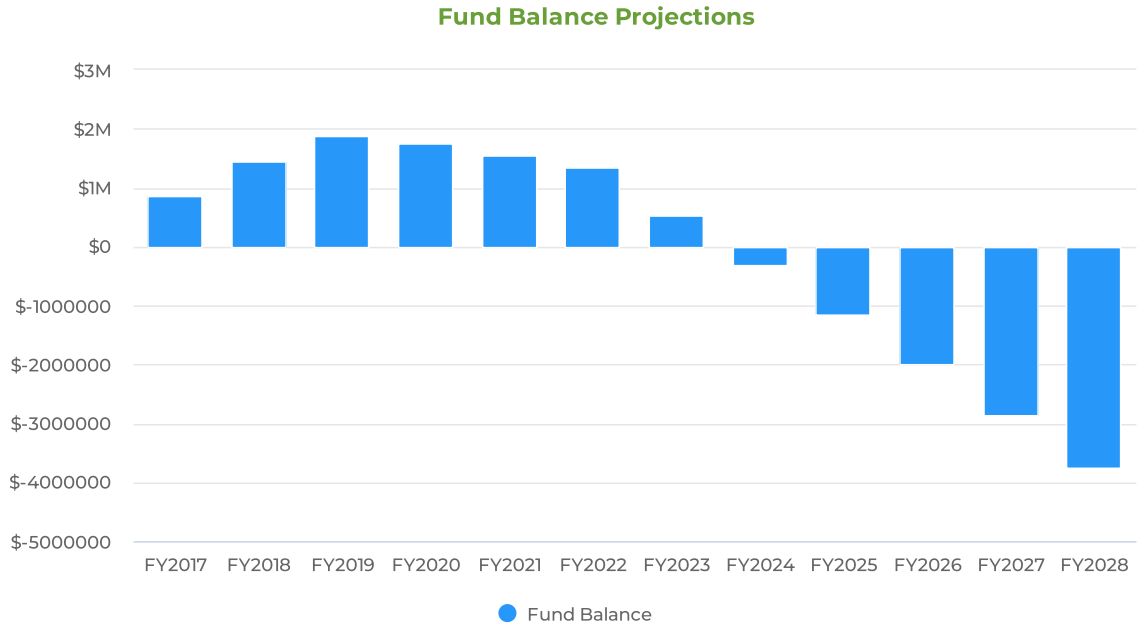

Fleet Services Fund

The Fleet Services Fund maintains and repairs City vehicles and equipment, oversees fuel management and supply and other fleet management related services for the operating funds of the City.

Summary

The City of Waco is projecting $2.61M of revenue in FY2023, which represents a 28.8% increase over the prior year. Budgeted expenditures are projected to increase by 8% or $194.82K to $2.63M in FY2023.

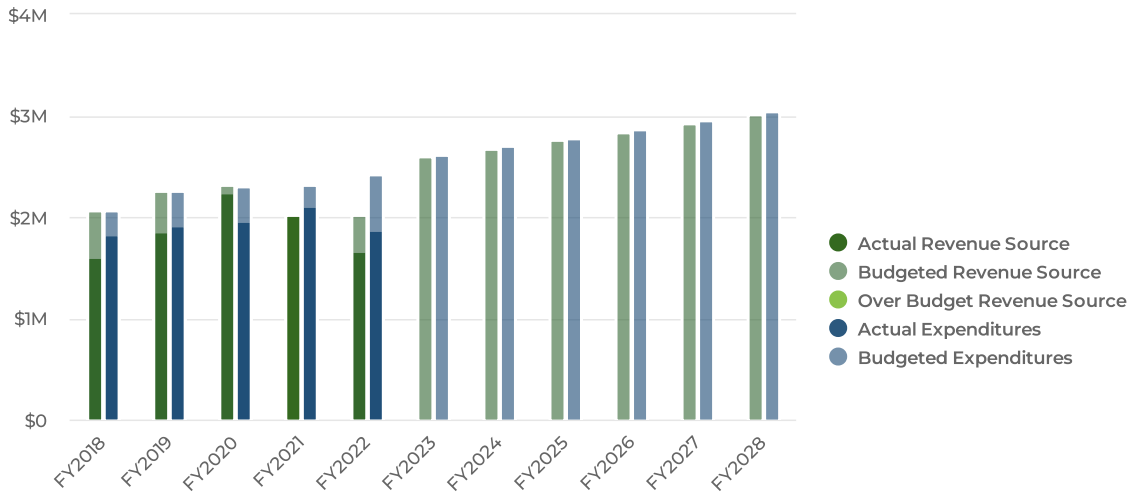

Revenues by Source

Projected 2023 Revenues by Source

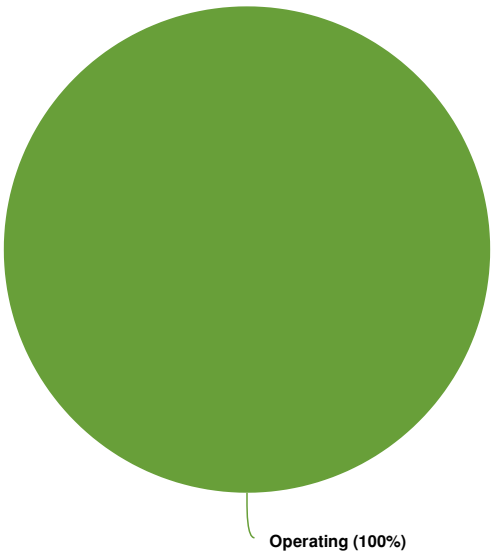

Budgeted and Historical 2023 Revenues by Source

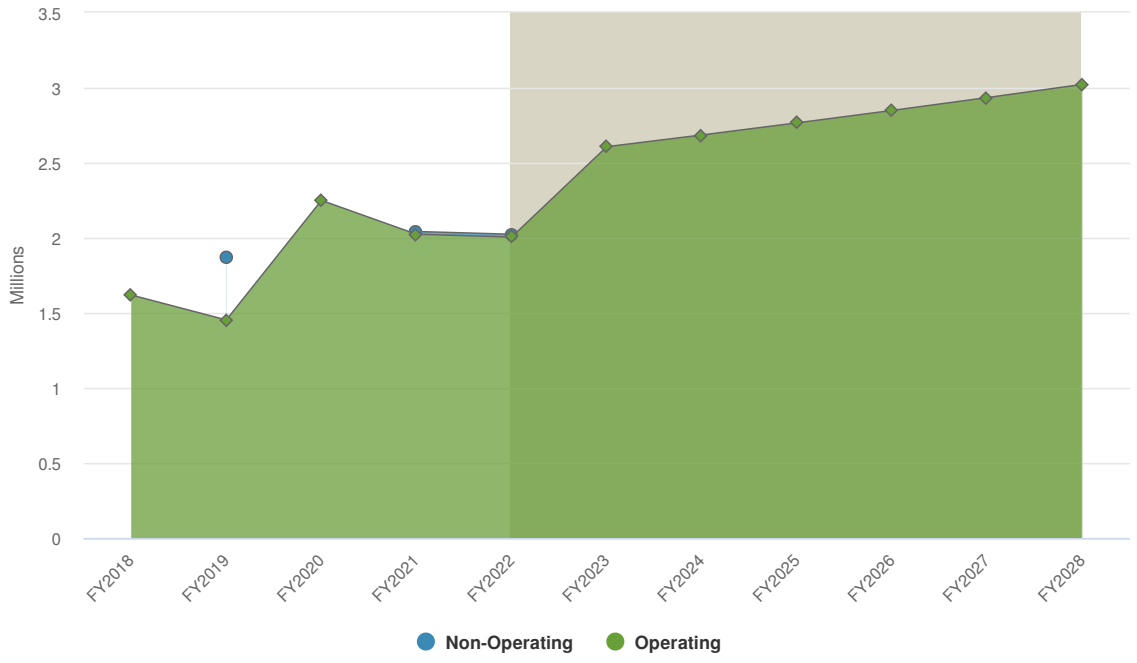

Grey background indicates budgeted figures.

Name	FY2022 Amended Budget	FY2022 Actual	FY2023 Budgeted	FY2022 Amended Budget vs. FY2023 Budgeted (% Change)
Revenue Source				
Operating	$2,005,126.00	$1,657,661.81	$2,606,766.00	30%
Non-Operating	$18,459.00	$15,382.50	$0.00	-100%
Total Revenue Source:	**$2,023,585.00**	**$1,673,044.31**	**$2,606,766.00**	**28.8%**

Expenditures by Expense Type

Budgeted Expenditures by Expense Type

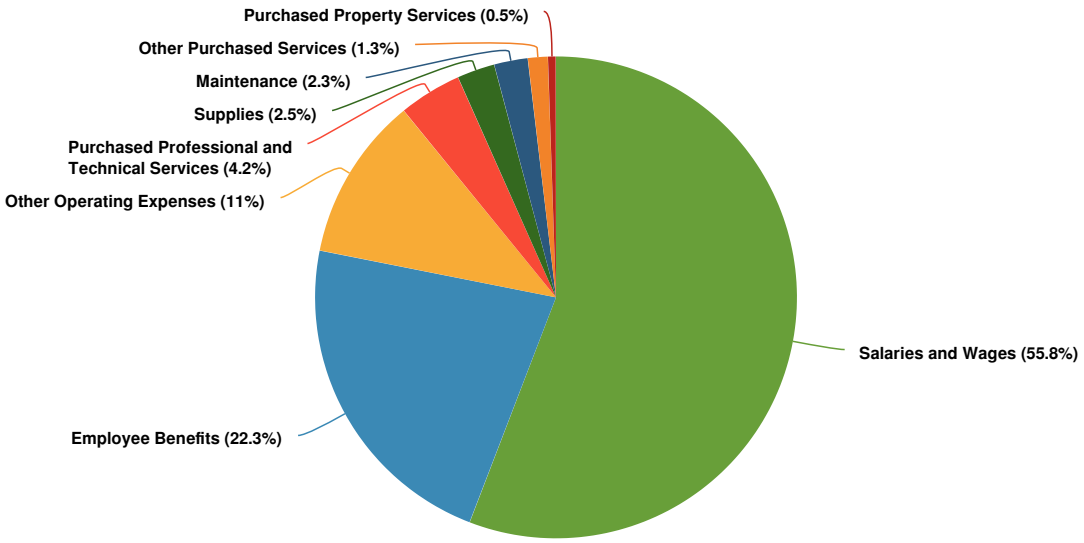

Budgeted and Historical Expenditures by Expense Type

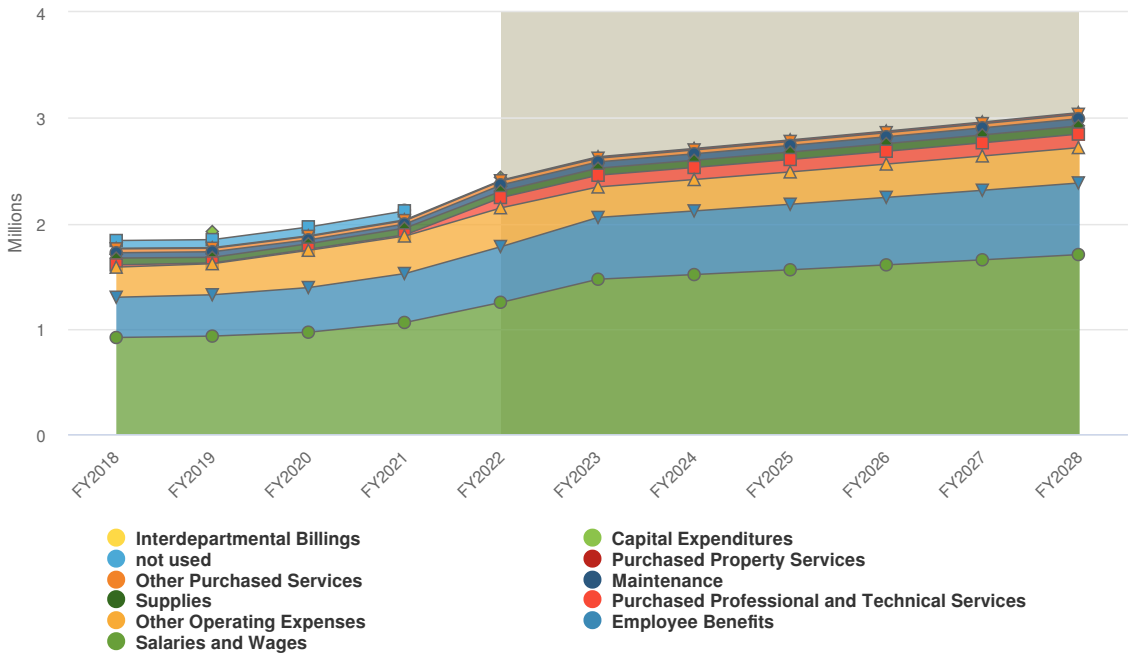

Grey background indicates budgeted figures.

Name	FY2022 Amended Budget	FY2022 Actual	FY2023 Budgeted	FY2022 Amended Budget vs. FY2023 Budgeted (% Change)
Expense Objects				
Salaries and Wages	$1,249,690.00	$958,244.56	$1,468,370.00	17.5%
Employee Benefits	$529,052.00	$412,894.00	$585,928.00	10.8%
Purchased Professional and Technical Services	$97,188.00	$49,129.49	$110,910.00	14.1%
Purchased Property Services	$7,069.00	$8,754.57	$13,998.00	98%
Maintenance	$59,047.00	$42,891.89	$59,442.00	0.7%
Other Purchased Services	$37,913.00	$33,385.65	$35,164.00	-7.3%
Supplies	$61,306.00	$54,545.82	$66,611.00	8.7%
Other Operating Expenses	$367,549.00	$306,290.80	$289,197.00	-21.3%
Capital Expenditures	$25,989.00	$10,989.00	$0.00	-100%
Total Expense Objects:	**$2,434,803.00**	**$1,877,125.78**	**$2,629,620.00**	**8%**

Fund Balance

The City shall not regularly maintain positive unrestricted net position in internal service funds used to account for fleet and engineering operations. When one of these internal service funds builds up unrestricted net position, the City shall transfer it to other operating funds or adjust charges to other operating funds.

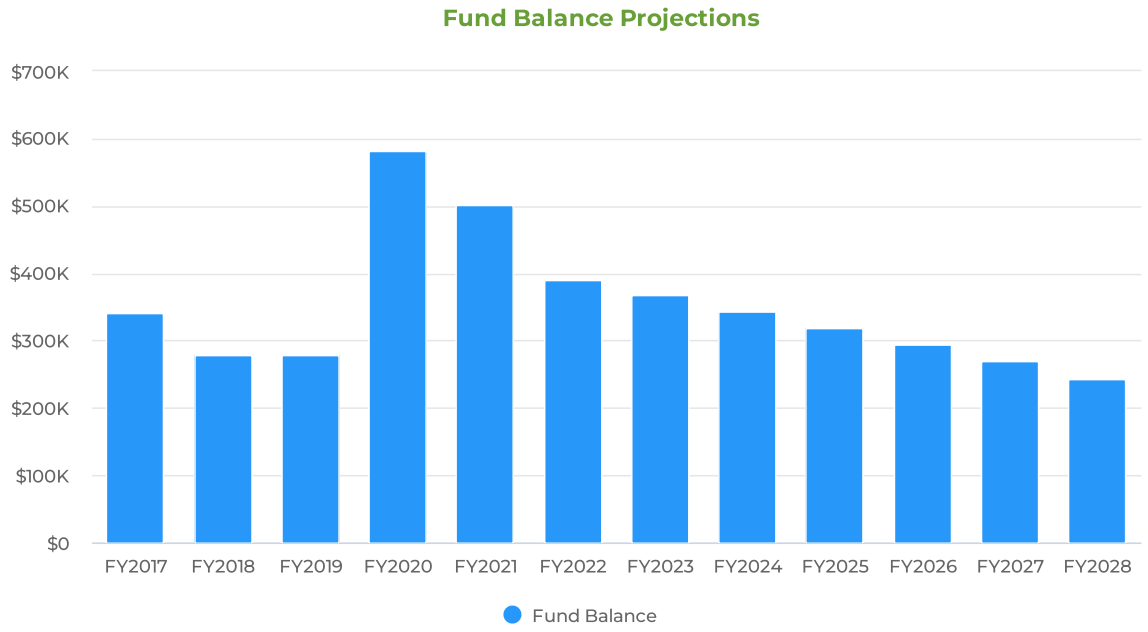

Information Technology Fund

The Information Technology Fund is a new fund for the fiscal year 2022-2023. The fund provides information technology services to the various other departments and funds of the city.

Summary

The City of Waco is projecting $7.7M of revenue in FY2023. Budgeted expenditures are projected to be $7.7M in FY2023.

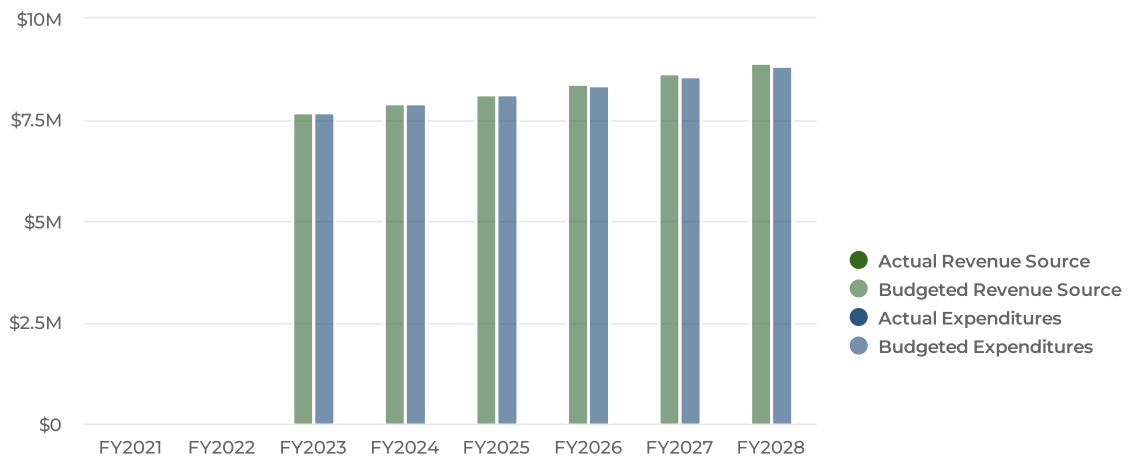

Revenues by Source

Projected 2023 Revenues by Source

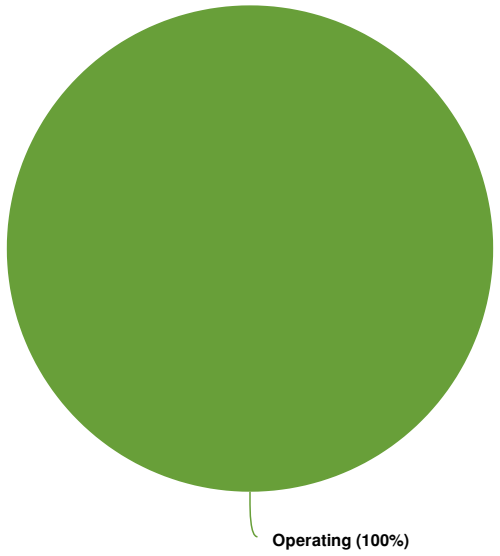

Budgeted and Historical 2023 Revenues by Source

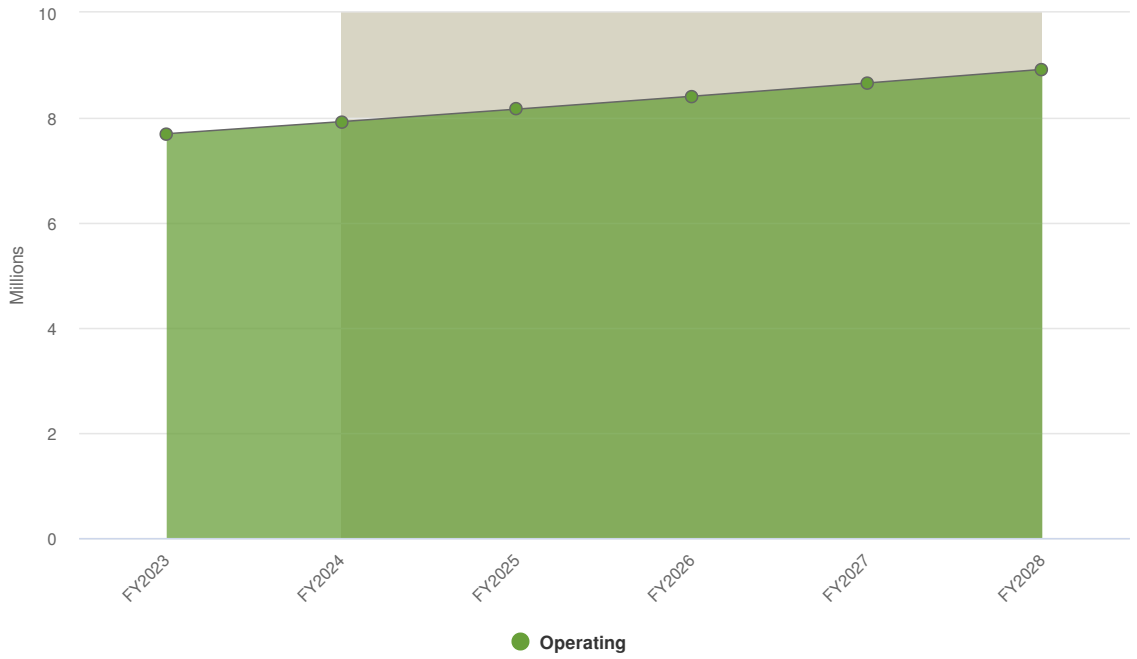

Grey background indicates budgeted figures.

Name	FY2022 Amended Budget	FY2022 Actual	FY2023 Budgeted	FY2022 Amended Budget vs. FY2023 Budgeted (% Change)
Revenue Source				
Operating	$0.00	$0.00	$7,693,911.00	N/A
Total Revenue Source:	**$0.00**	**$0.00**	**$7,693,911.00**	**N/A**

Expenditures by Expense Type

Budgeted Expenditures by Expense Type

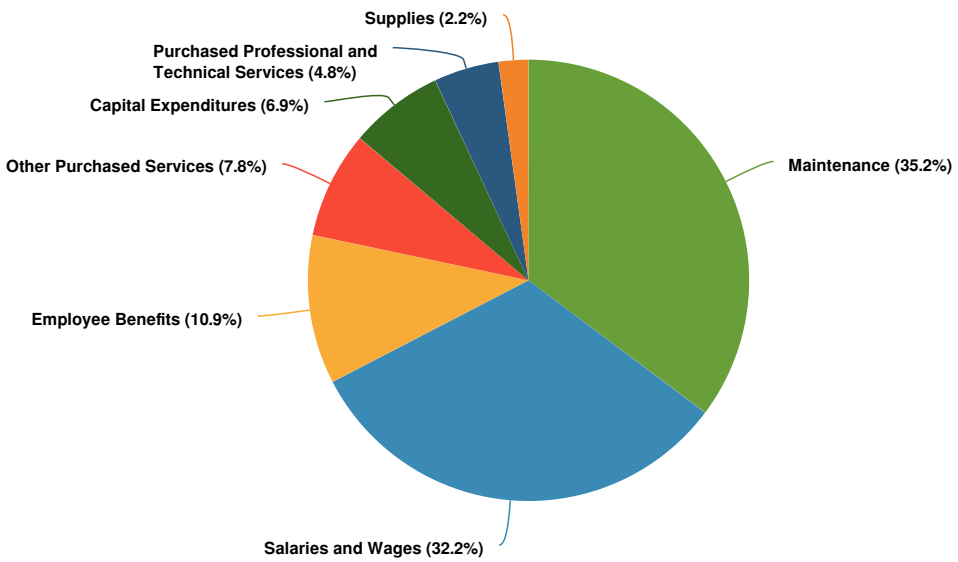

Budgeted and Historical Expenditures by Expense Type

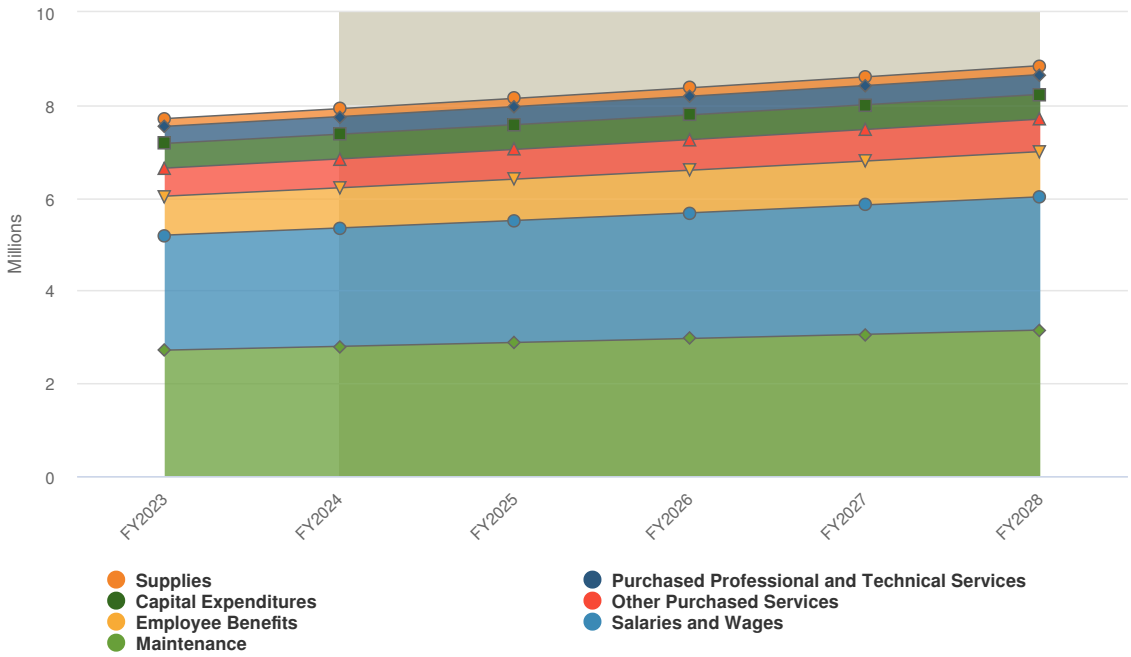

Grey background indicates budgeted figures.

Name	FY2022 Amended Budget	FY2022 Actual	FY2023 Budgeted	FY2022 Amended Budget vs. FY2023 Budgeted (% Change)
Expense Objects				
Salaries and Wages	$0.00	$0.00	$2,478,897.00	N/A
Employee Benefits	$0.00	$0.00	$840,386.00	N/A
Purchased Professional and Technical Services	$0.00	$0.00	$367,936.00	N/A
Maintenance	$0.00	$0.00	$2,714,554.00	N/A
Other Purchased Services	$0.00	$0.00	$604,466.00	N/A
Supplies	$0.00	$0.00	$166,743.00	N/A
Capital Expenditures	$0.00	$0.00	$532,760.00	N/A
Total Expense Objects:	**$0.00**	**$0.00**	**$7,705,742.00**	**N/A**

Fund Balance

For internal service funds used to account for Information Technology excess unrestricted net position shall be used for future capital expenditures.

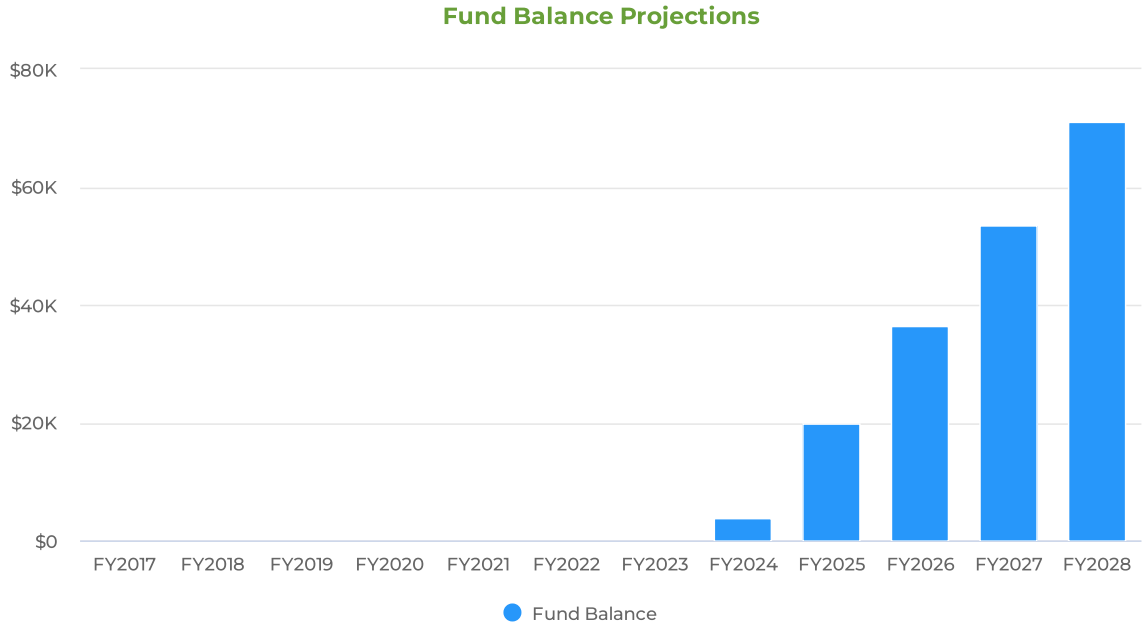

Proprietary Vehicle and Equipment Replacement Fund

This fund is new for Fiscal Year 2022-2023. It is designed to accumulate resources to replace vehicles and equipment for the City's proprietary funds (enterprise and internal service funds). This fund will ensure that resources are available to replace vehicles and equipment when warranted based on age, use, and/or safety of operation of the vehicle or equipment. Each of the proprietary funds will be charged annually based on estimated depreciation of the vehicles or equipment purchased. The fund will begin accumulating funds beginning in Fiscal Year 2022-2023 based on new equipment and vehicle purchases in the current year and going forward such that when these vehicles need to be replaced there will be adequate resources.

Summary

The City of Waco is projecting $393.79K of revenue in FY2023. There are no budgeted expenditures for FY2023.

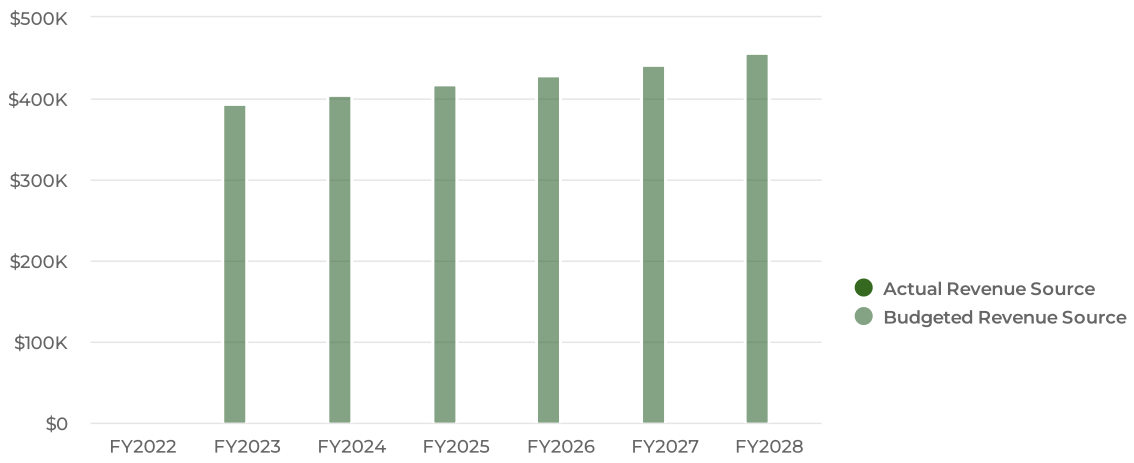

Revenue by Fund

2023 Revenue by Fund

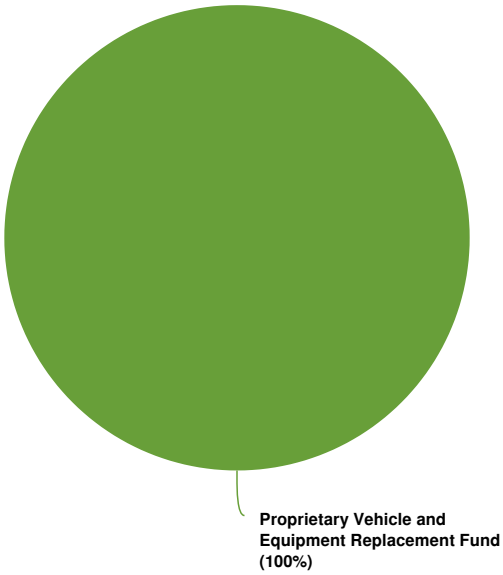

Budgeted and Historical 2023 Revenue by Fund

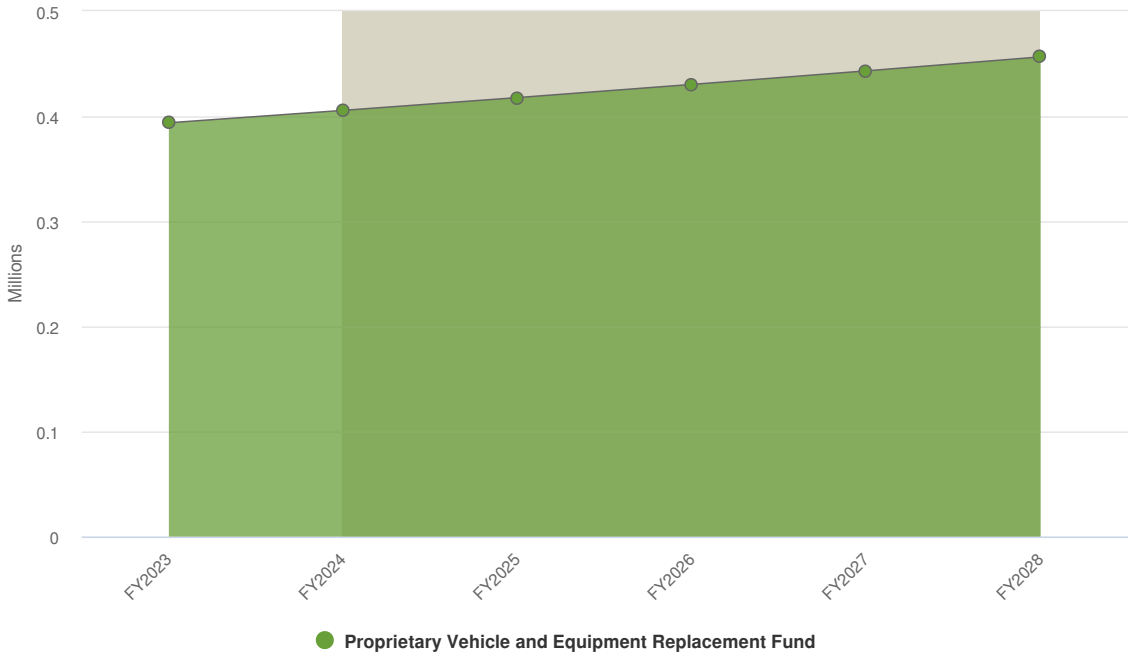

Grey background indicates budgeted figures.

Name	FY2022 Actual	FY2023 Budgeted	FY2022 undefined vs. FY2023 Budgeted (% Change)
Proprietary Vehicle and Equipment Replacement Fund	$0.00	$393,785.00	N/A

Name	FY2022 Actual	FY2023 Budgeted	FY2022 undefined vs. FY2023 Budgeted (% Change)
Total Proprietary Vehicle and Equipment Replacement Fund:	$0.00	$393,785.00	N/A

Revenues by Source

Projected 2023 Revenues by Source

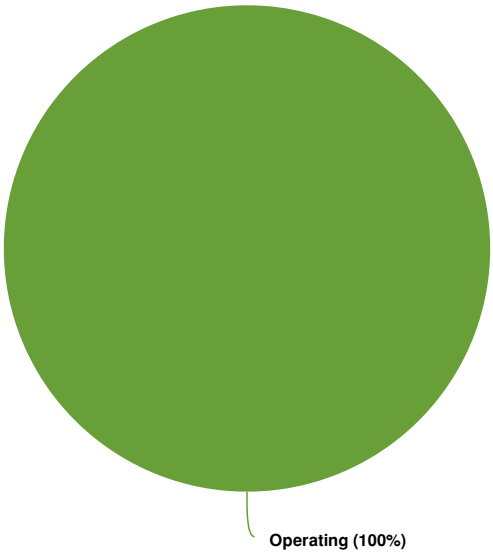

Budgeted and Historical 2023 Revenues by Source

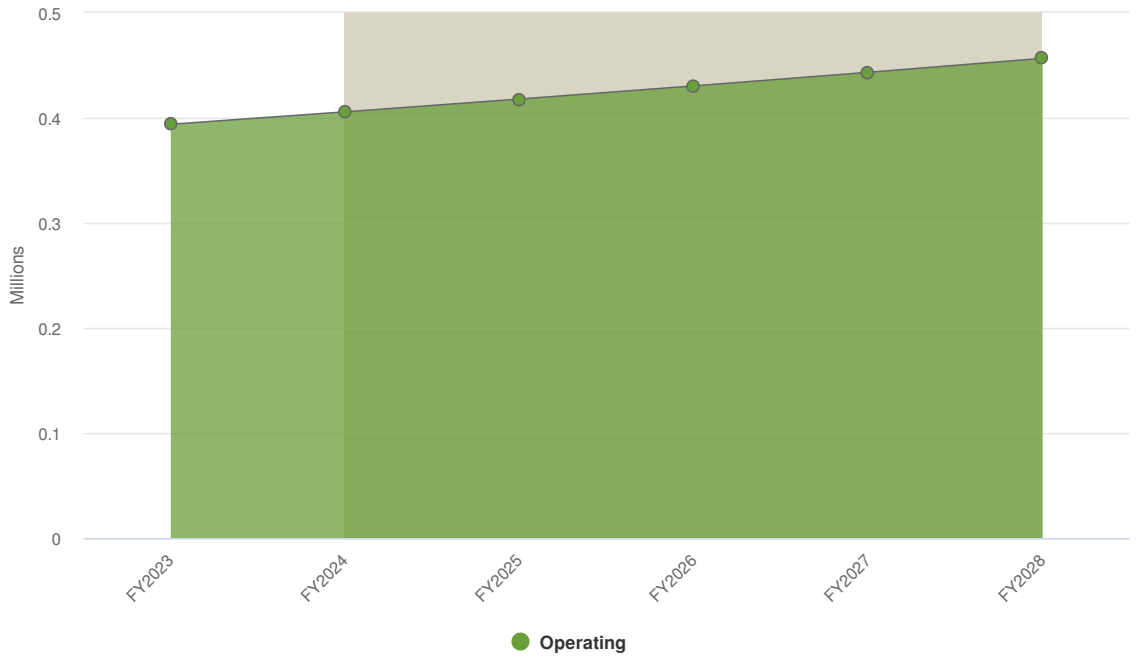

Grey background indicates budgeted figures.

Name	FY2022 Actual	FY2023 Budgeted	FY2022 undefined vs. FY2023 Budgeted (% Change)
Revenue Source			
Operating	$0.00	$393,785.00	N/A
Total Revenue Source:	**$0.00**	**$393,785.00**	**N/A**

Fund Balance

Internal service funds used to account for Proprietary Fund Vehicle and Equipment Replacement shall accumulate resources for future capital expenditures and be funded based on the annual estimated depreciation expense for vehicles and equipment for the proprietary funds.

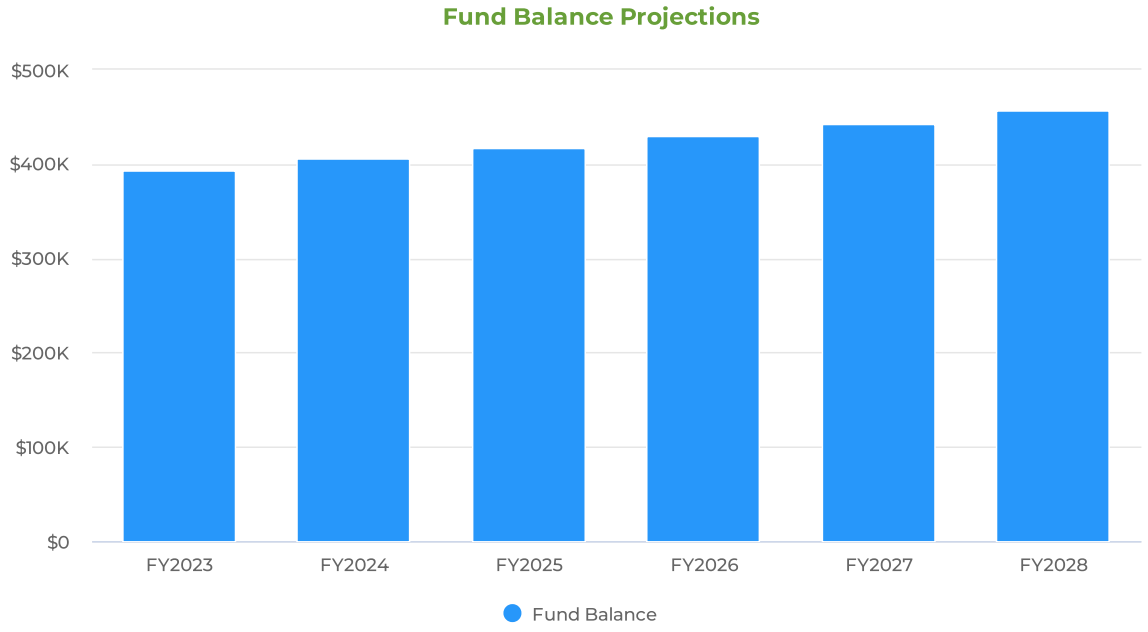

Debt Service Funds

The City of Waco has seven debt service funds: the General Debt Service Fund, Water Debt Service Fund, Wastewater Debt Service Fund, Waco Metropolitan Area Regional Sewage System (WMARSS) Debt Service Fund, Solid Waste Debt Service Fund, Drainage Debt Service Fund, and the Tax Increment Financing (TIF) Debt Service Fund. These funds are used to pay the principal and interest on outstanding obligations of the City based on the funding source for the repayment.

Summary

The City of Waco is projecting $57.41M of revenue in FY2023, which represents a 9.7% increase over the prior year. Budgeted expenditures are projected to increase by 9.9% or $5.17M to $57.27M in FY2023.

Debt service fund information prior to Fiscal Year 2021-2022 was paid for from a variety of funds and was consolidated into one fund by area (Water, Wastewater, property-tax supported, etc.).

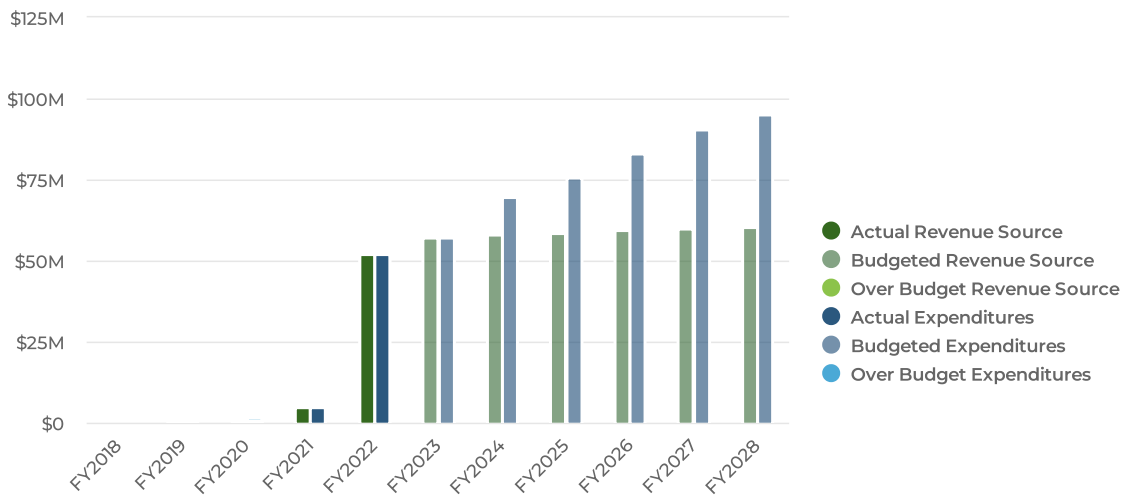

Revenue by Fund

2023 Revenue by Fund

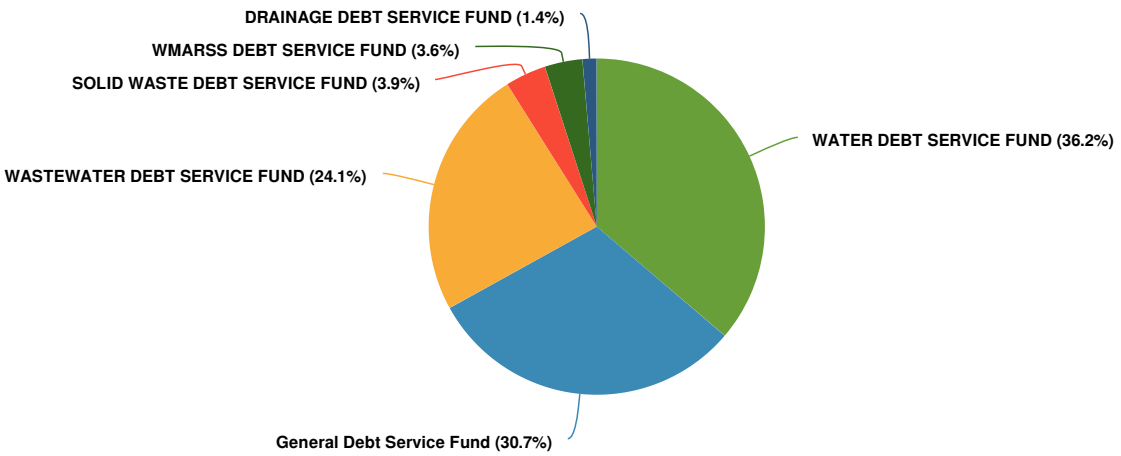

Budgeted and Historical 2023 Revenue by Fund

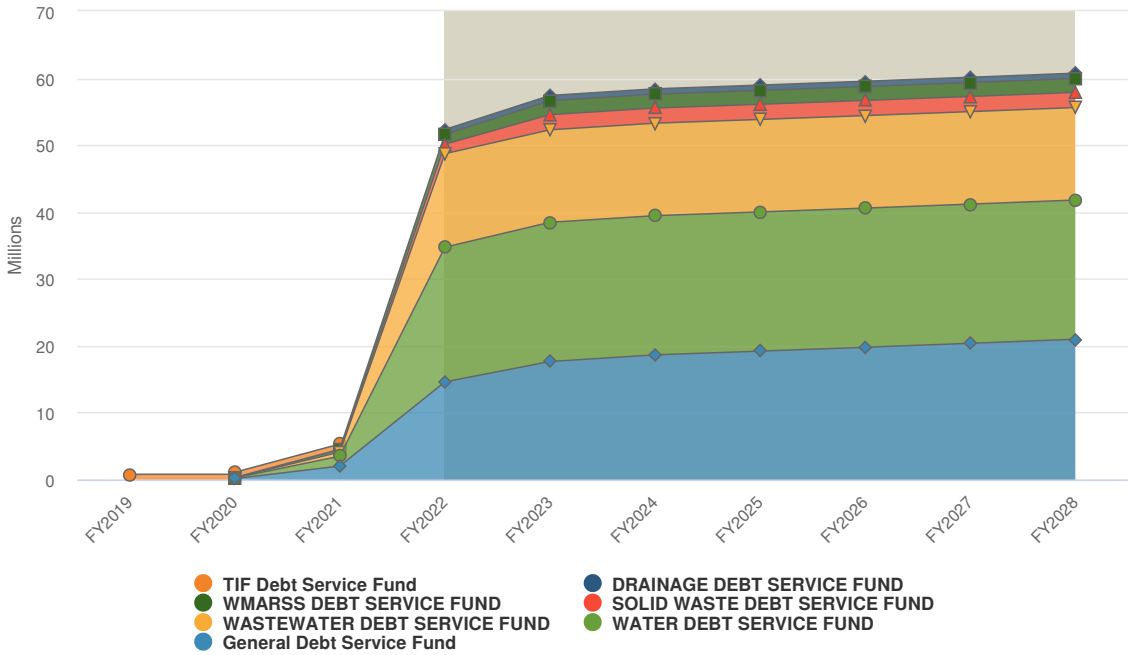

Grey background indicates budgeted figures.

Name	FY2022 Amended Budget	FY2022 Actual	FY2023 Budgeted	FY2022 Amended Budget vs. FY2023 Budgeted (% Change)
WATER DEBT SERVICE FUND	$20,133,171.00	$20,384,537.46	$20,803,775.00	3.3%

Name	FY2022 Amended Budget	FY2022 Actual	FY2023 Budgeted	FY2022 Amended Budget vs. FY2023 Budgeted (% Change)
WASTEWATER DEBT SERVICE FUND	$13,975,474.00	$14,031,602.18	$13,825,455.00	-1.1%
WMARSS DEBT SERVICE FUND	$1,487,004.00	$1,584,188.76	$2,082,147.00	40%
SOLID WASTE DEBT SERVICE FUND	$1,425,006.00	$1,540,712.94	$2,266,131.00	59%
DRAINAGE DEBT SERVICE FUND	$705,000.00	$108,927.80	$784,513.00	11.3%
General Debt Service Fund	$14,595,736.00	$14,851,449.01	$17,644,519.00	20.9%
Total:	**$52,321,391.00**	**$52,501,418.15**	**$57,406,540.00**	**9.7%**

Revenues by Source

Projected 2023 Revenues by Source

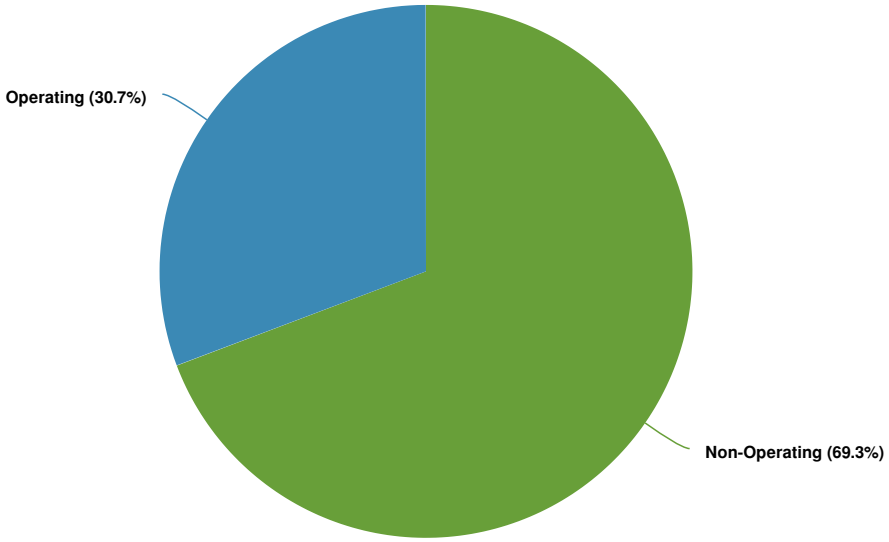

Budgeted and Historical 2023 Revenues by Source

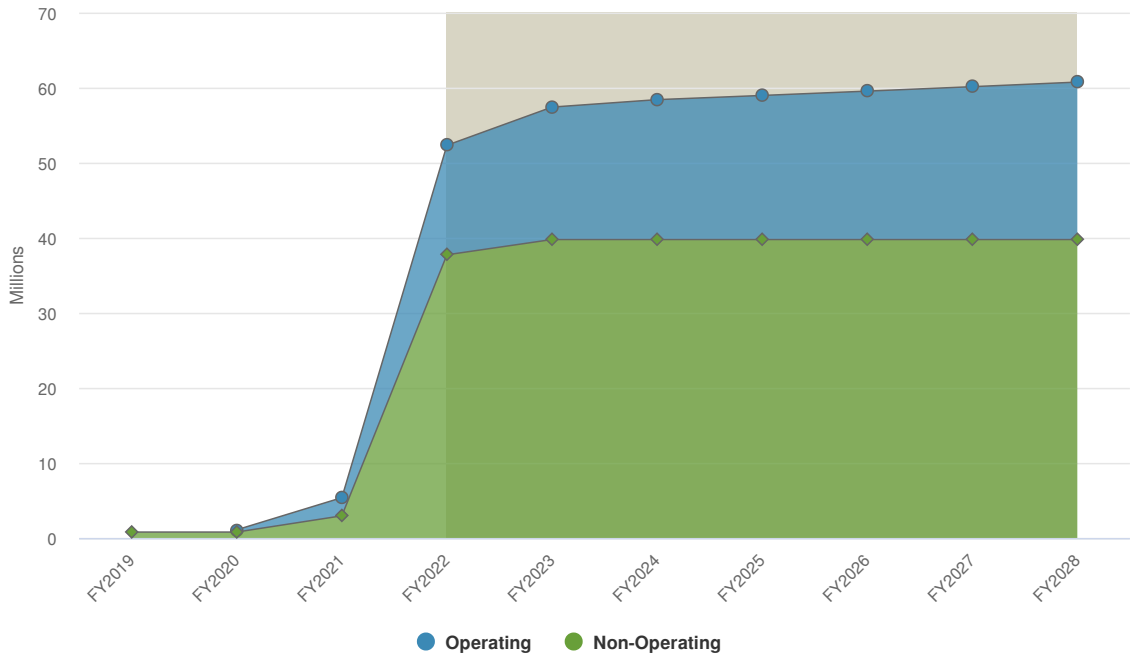

Grey background indicates budgeted figures.

Name	FY2022 Amended Budget	FY2022 Actual	FY2023 Budgeted	FY2022 Amended Budget vs. FY2023 Budgeted (% Change)
Revenue Source				
Operating	$14,596,381.00	$15,567,740.95	$17,645,164.00	20.9%
Non-Operating	$37,725,010.00	$36,933,677.20	$39,761,376.00	5.4%
Total Revenue Source:	**$52,321,391.00**	**$52,501,418.15**	**$57,406,540.00**	**9.7%**

Expenditures by Fund

2023 Expenditures by Fund

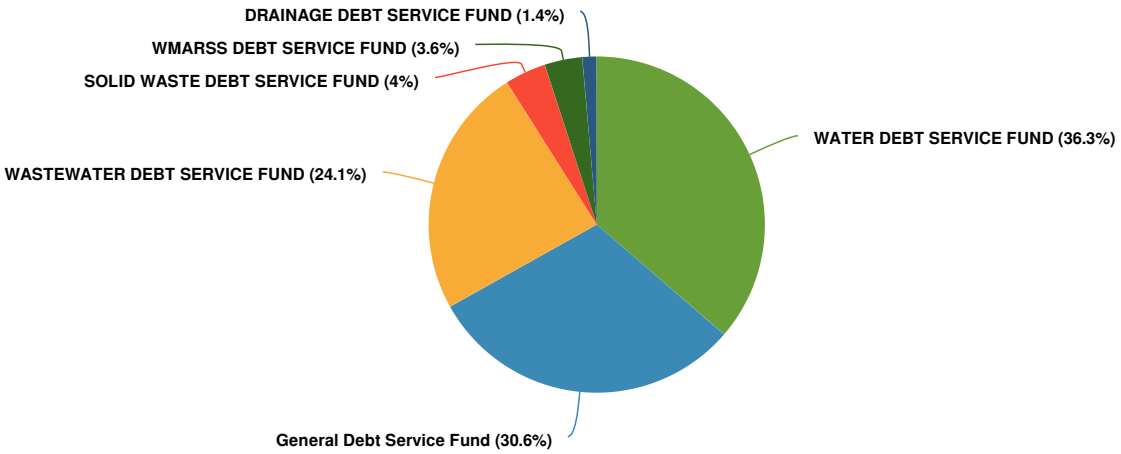

Budgeted and Historical 2023 Expenditures by Fund

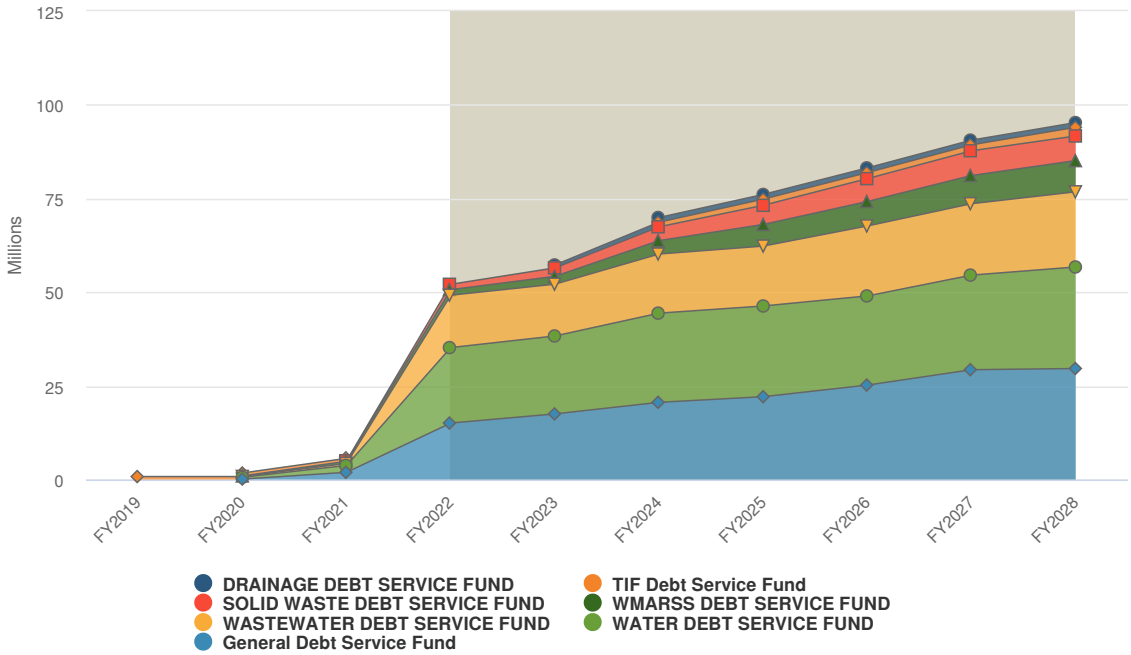

Grey background indicates budgeted figures.

Name	FY2022 Amended Budget	FY2022 Actual	FY2023 Budgeted	FY2022 Amended Budget vs. FY2023 Budgeted (% Change)
WATER DEBT SERVICE FUND	$20,139,971.00	$20,062,664.17	$20,803,130.00	3.3%

Name	FY2022 Amended Budget	FY2022 Actual	FY2023 Budgeted	FY2022 Amended Budget vs. FY2023 Budgeted (% Change)
WASTEWATER DEBT SERVICE FUND	$13,975,860.00	$13,955,197.74	$13,825,455.00	-1.1%
WMARSS DEBT SERVICE FUND	$1,487,004.00	$1,584,188.76	$2,082,147.00	40%
SOLID WASTE DEBT SERVICE FUND	$1,425,006.00	$1,530,401.39	$2,266,131.00	59%
DRAINAGE DEBT SERVICE FUND	$0.00	$108,927.80	$784,513.00	N/A
General Debt Service Fund	$15,074,186.00	$15,527,747.48	$17,508,220.00	16.1%
Total:	**$52,102,027.00**	**$52,769,127.34**	**$57,269,596.00**	**9.9%**

Expenditures by Expense Type

Budgeted Expenditures by Expense Type

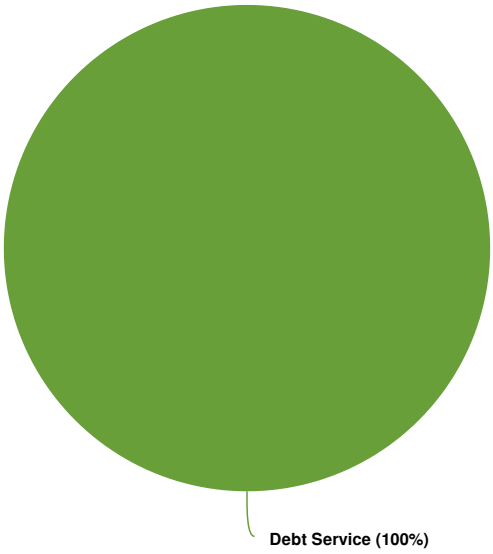

Budgeted and Historical Expenditures by Expense Type

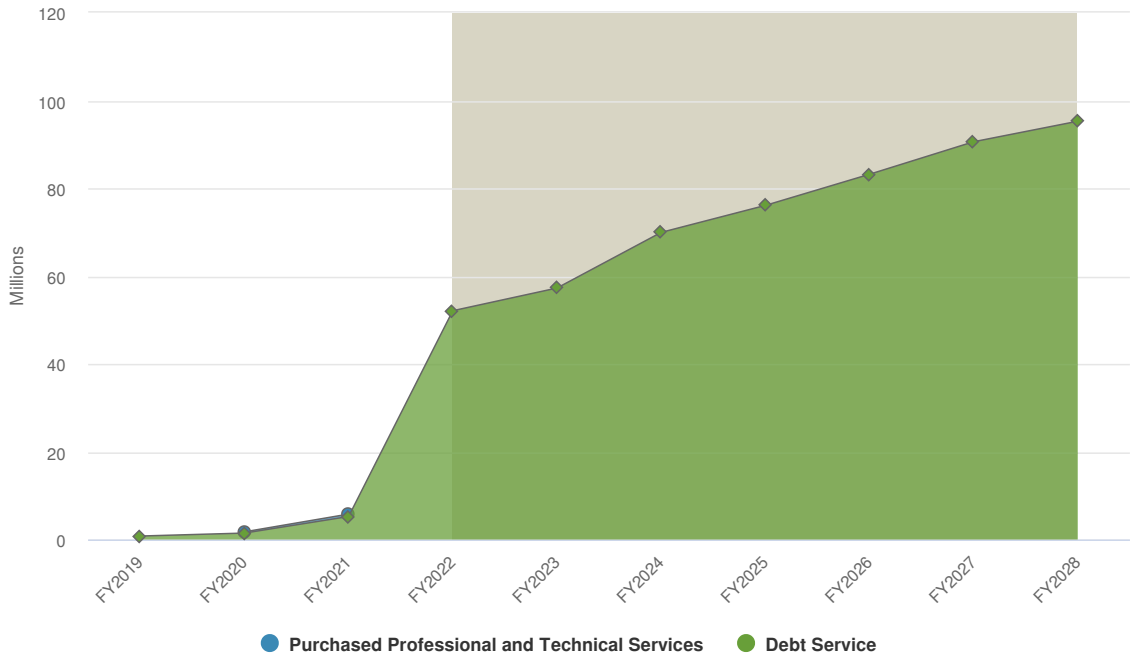

Grey background indicates budgeted figures.

Name	FY2022 Amended Budget	FY2022 Actual	FY2023 Budgeted	FY2022 Amended Budget vs. FY2023 Budgeted (% Change)
Expense Objects				
Purchased Professional and Technical Services	$0.00	$1,204,264.58	$0.00	0%
Debt Service	$52,102,027.00	$51,564,862.76	$57,269,596.00	9.9%
Total Expense Objects:	**$52,102,027.00**	**$52,769,127.34**	**$57,269,596.00**	**9.9%**

General Debt and Interest Fund

This fund accounts for governmental issued debt including General Obligation bonds and Combination Certificates of Obligation. This fund is supported by the City's Property Taxes generated through the City's debt rate.

Summary

The City of Waco is projecting $17.64M of revenue in FY2023, which represents a 20.9% increase over the prior year. Budgeted expenditures are projected to increase by 16.1% or $2.43M to $17.51M in FY2023.

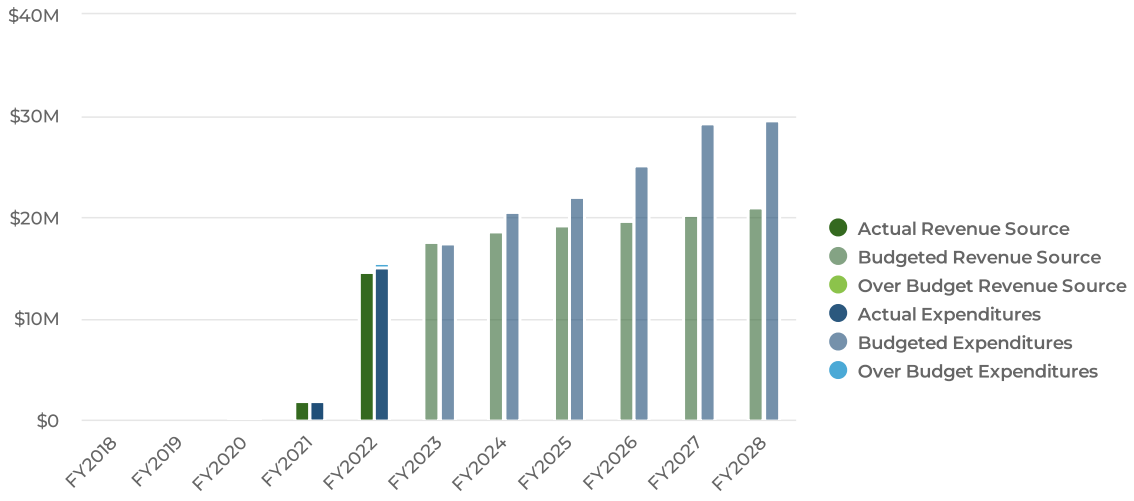

Revenues by Source

Projected 2023 Revenues by Source

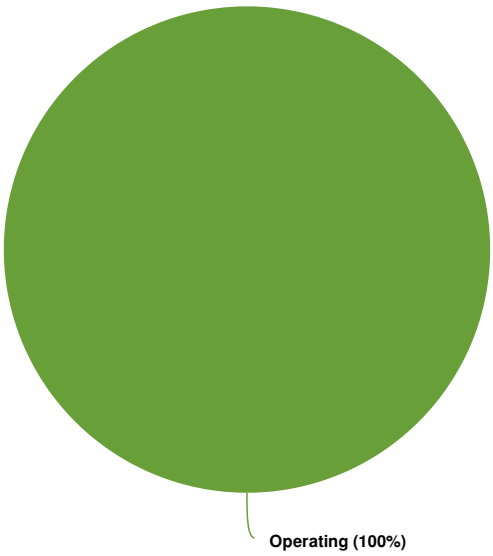

Budgeted and Historical 2023 Revenues by Source

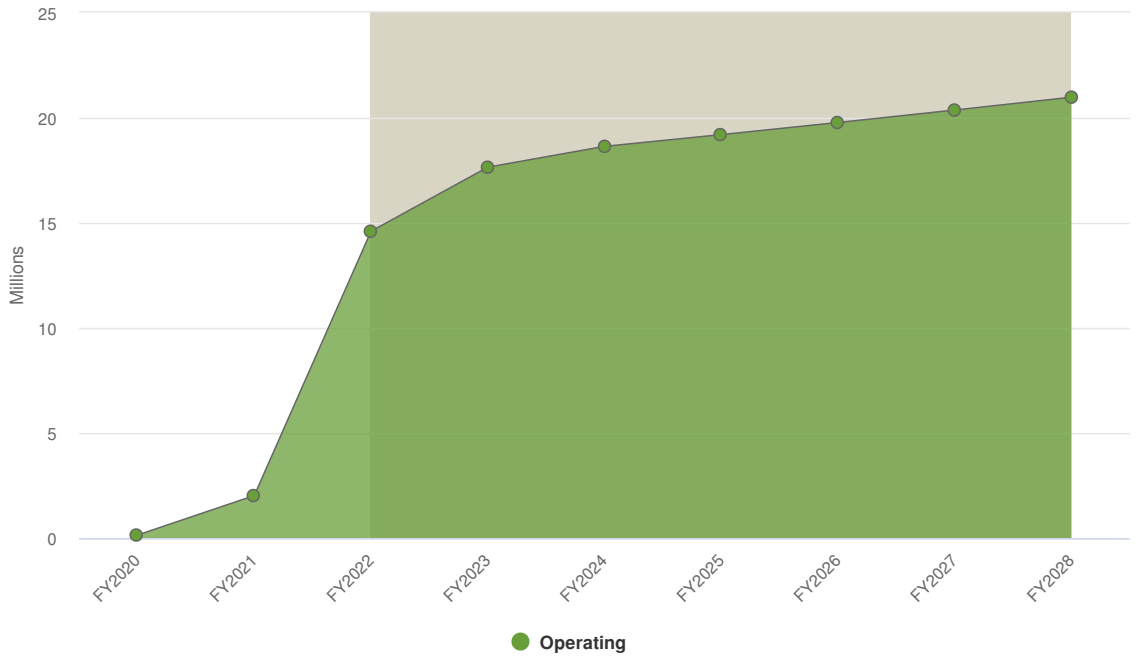

Grey background indicates budgeted figures.

Name	FY2022 Amended Budget	FY2022 Actual	FY2023 Budgeted	FY2022 Amended Budget vs. FY2023 Budgeted (% Change)
Revenue Source				
Operating	$14,595,736.00	$14,851,449.01	$17,644,519.00	20.9%
Total Revenue Source:	**$14,595,736.00**	**$14,851,449.01**	**$17,644,519.00**	**20.9%**

Expenditures by Expense Type

Budgeted Expenditures by Expense Type

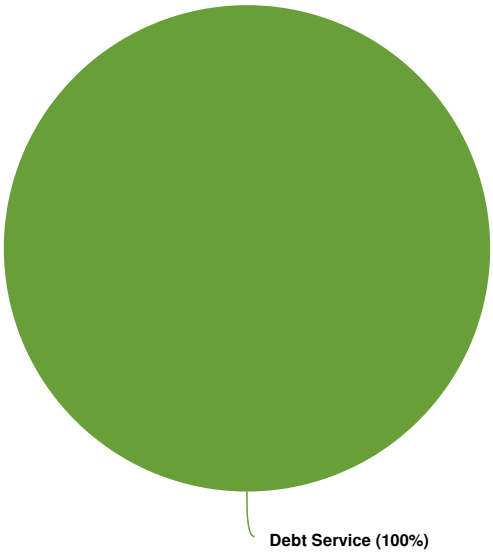

Budgeted and Historical Expenditures by Expense Type

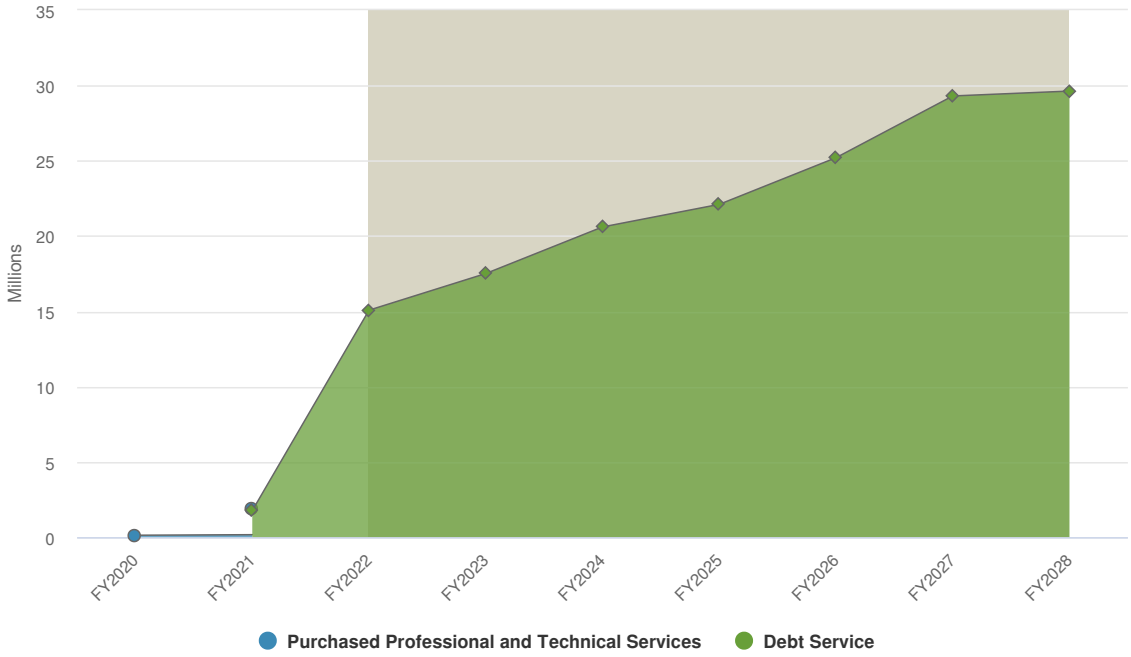

Grey background indicates budgeted figures.

Name	FY2022 Amended Budget	FY2022 Actual	FY2023 Budgeted	FY2022 Amended Budget vs. FY2023 Budgeted (% Change)
Expense Objects				
Purchased Professional and Technical Services	$0.00	$489,287.46	$0.00	0%
Debt Service	$15,074,186.00	$15,038,460.02	$17,508,220.00	16.1%
Total Expense Objects:	**$15,074,186.00**	**$15,527,747.48**	**$17,508,220.00**	**16.1%**

Fund Balance

There is no required fund balance for this fund.

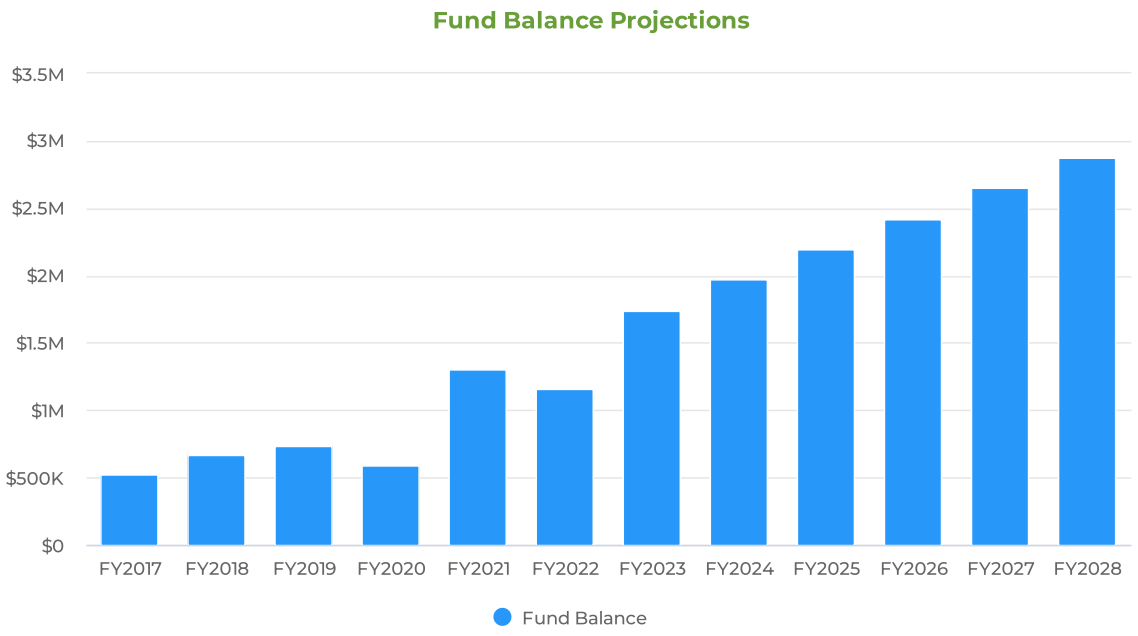

Water Debt Service Fund

This fund accounts for the debt issued to support the Water Fund. This fund is funded by transfers from the Water Fund from user charges to customers of the City's water operations.

Summary

The City of Waco is projecting $20.8M of revenue in FY2023, which represents a 3.3% increase over the prior year. Budgeted expenditures are projected to increase by 3.3% or $663.16K to $20.8M in FY2023.

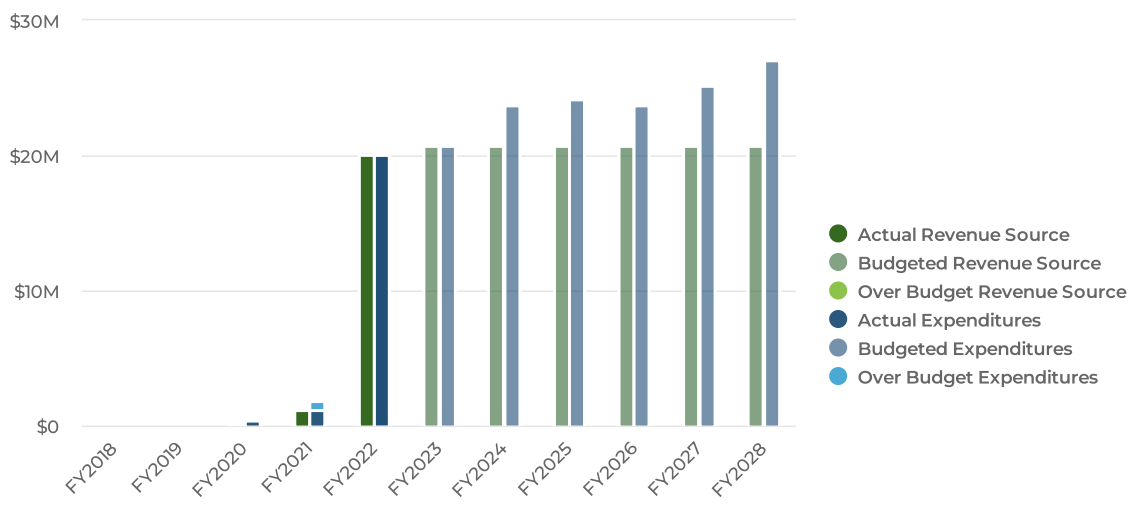

Revenues by Source

Projected 2023 Revenues by Source

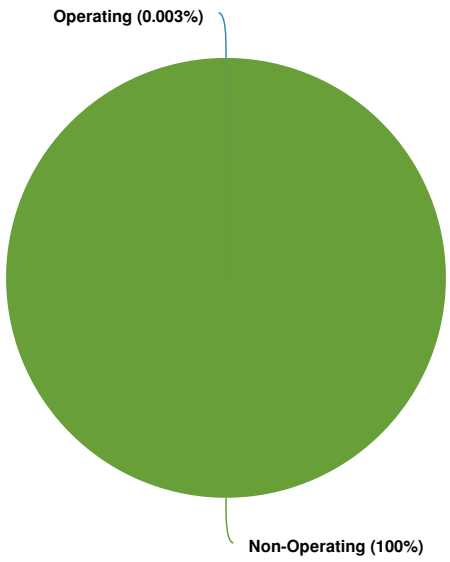

Budgeted and Historical 2023 Revenues by Source

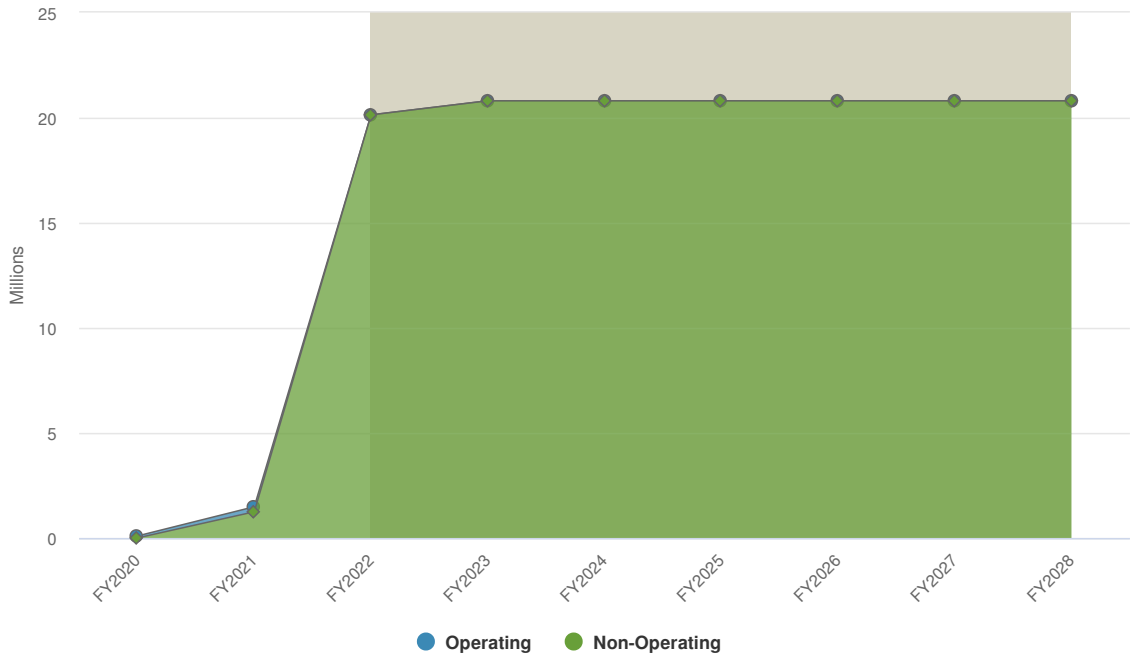

Grey background indicates budgeted figures.

Name	FY2022 Amended Budget	FY2022 Actual	FY2023 Budgeted	FY2022 Amended Budget vs. FY2023 Budgeted (% Change)
Revenue Source				
Operating	$645.00	$317,363.78	$645.00	0%
Non-Operating	$20,132,526.00	$20,067,173.68	$20,803,130.00	3.3%
Total Revenue Source:	**$20,133,171.00**	**$20,384,537.46**	**$20,803,775.00**	**3.3%**

Expenditures by Expense Type

Budgeted Expenditures by Expense Type

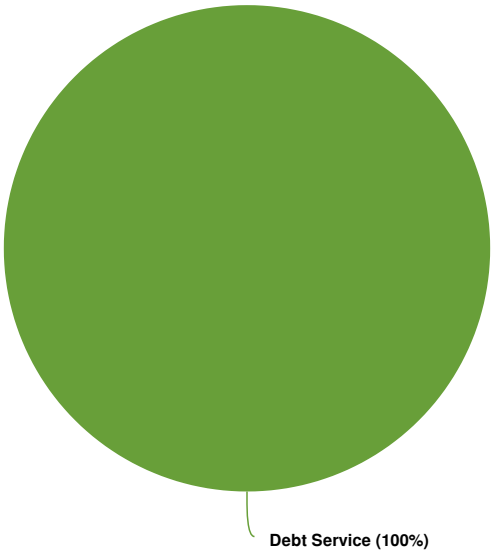

Budgeted and Historical Expenditures by Expense Type

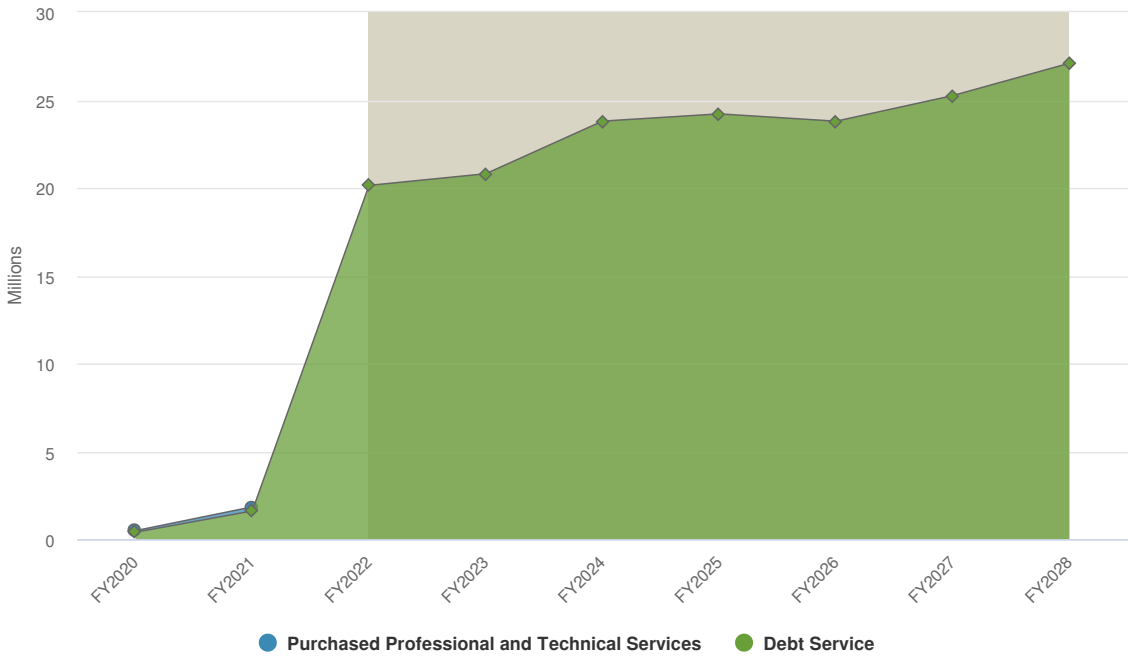

Grey background indicates budgeted figures.

Name	FY2022 Amended Budget	FY2022 Actual	FY2023 Budgeted	FY2022 Amended Budget vs. FY2023 Budgeted (% Change)
Expense Objects				
Purchased Professional and Technical Services	$0.00	$316,538.29	$0.00	0%
Debt Service	$20,139,971.00	$19,746,125.88	$20,803,130.00	3.3%
Total Expense Objects:	**$20,139,971.00**	**$20,062,664.17**	**$20,803,130.00**	**3.3%**

Wastewater Debt Service Fund

This fund accounts for the debt issued to support the Wastewater Fund. This fund is funded by transfers from the Wastewater Fund from user charges to customers of the City's wastewater operations.

Summary

The City of Waco is projecting $13.83M of revenue in FY2023, which represents a 1.1% decrease over the prior year. Budgeted expenditures are projected to decrease by 1.1% or $150.41K to $13.83M in FY2023.

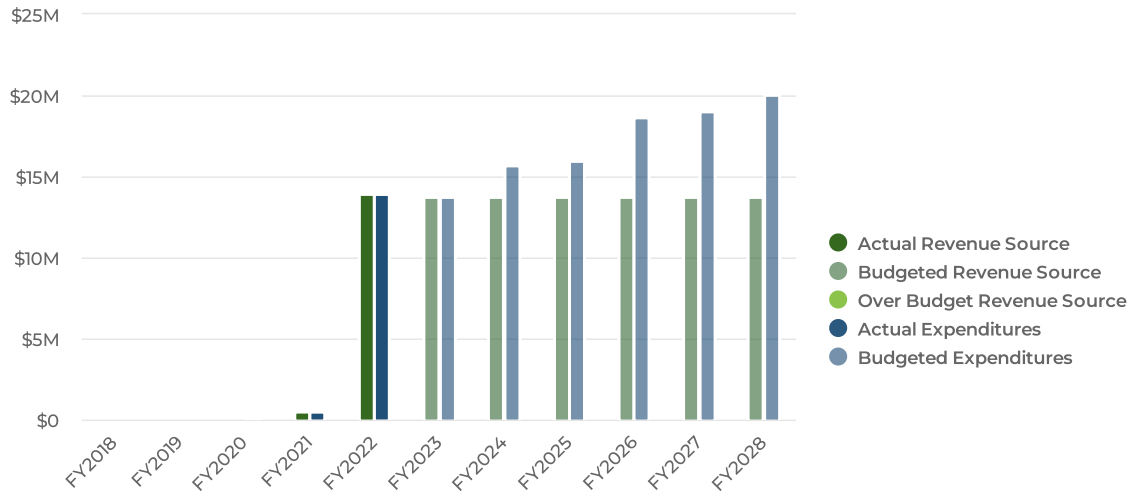

Revenues by Source

Projected 2023 Revenues by Source

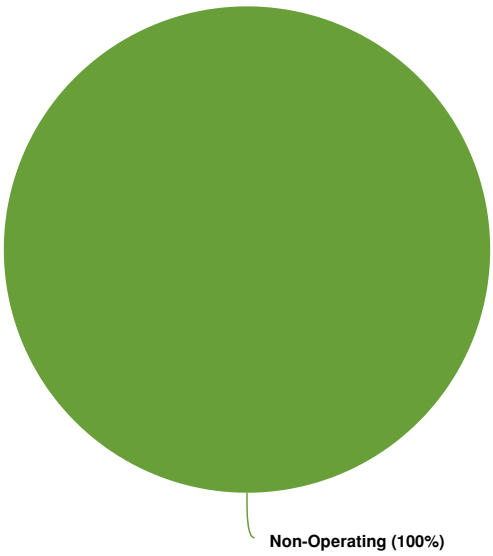

Budgeted and Historical 2023 Revenues by Source

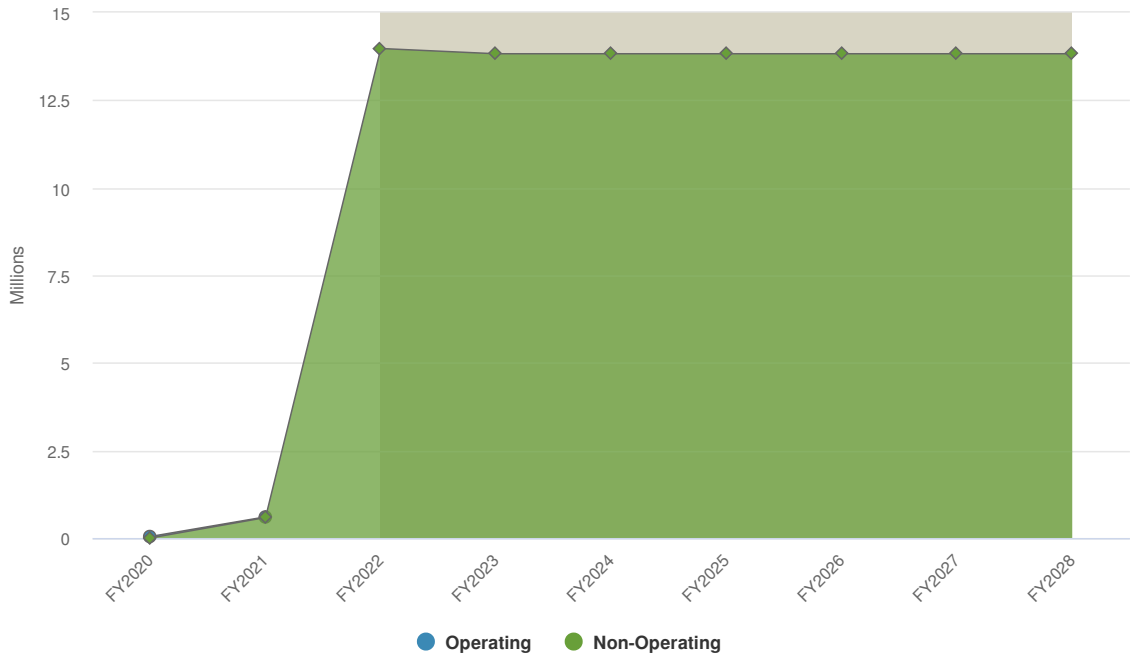

Grey background indicates budgeted figures.

Name	FY2022 Amended Budget	FY2022 Actual	FY2023 Budgeted	FY2022 Amended Budget vs. FY2023 Budgeted (% Change)
Revenue Source				
Operating	$0.00	$72,867.73	$0.00	0%
Non-Operating	$13,975,474.00	$13,958,734.45	$13,825,455.00	-1.1%
Total Revenue Source:	**$13,975,474.00**	**$14,031,602.18**	**$13,825,455.00**	**-1.1%**

Expenditures by Expense Type

Budgeted Expenditures by Expense Type

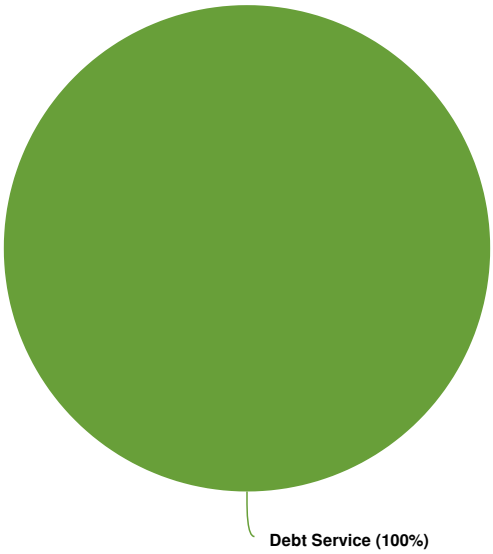

Budgeted and Historical Expenditures by Expense Type

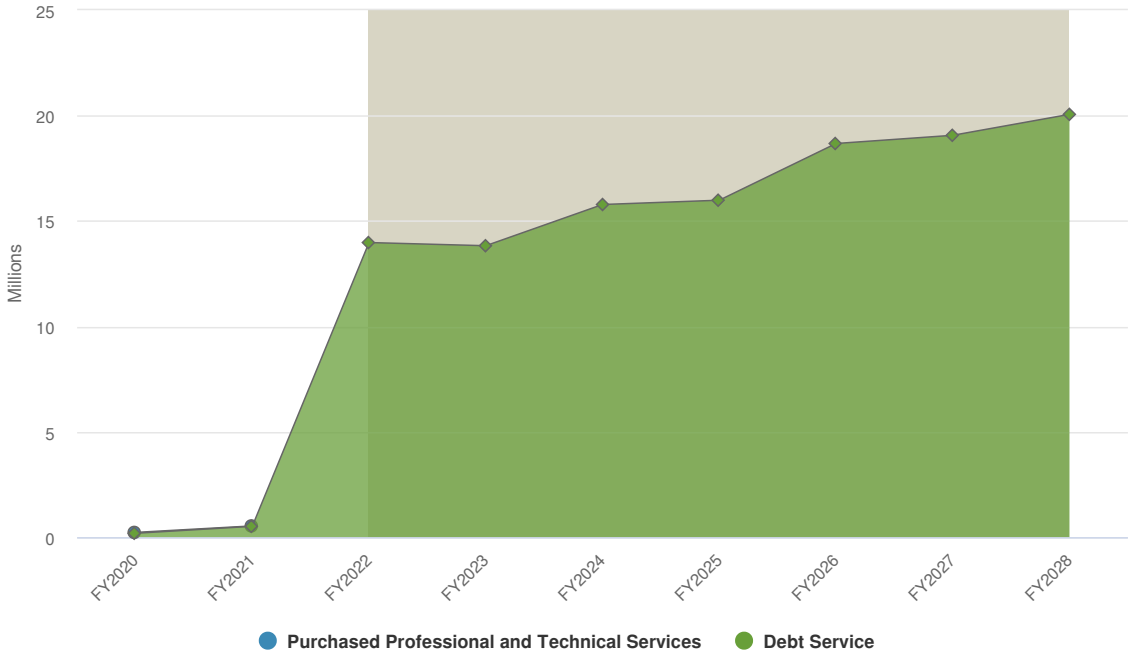

Grey background indicates budgeted figures.

Name	FY2022 Amended Budget	FY2022 Actual	FY2023 Budgeted	FY2022 Amended Budget vs. FY2023 Budgeted (% Change)
Expense Objects				
Purchased Professional and Technical Services	$0.00	$72,867.73	$0.00	0%
Debt Service	$13,975,860.00	$13,882,330.01	$13,825,455.00	-1.1%
Total Expense Objects:	**$13,975,860.00**	**$13,955,197.74**	**$13,825,455.00**	**-1.1%**

Waco Metropolitan Area Regional Sewage System (WMARSS) Debt Service Fund

This fund accounts for the debt issued to support the WMARSS Fund. This fund is funded by transfers from the WMARSS Fund from user charges.

Summary

The City of Waco is projecting $2.08M of revenue in FY2023, which represents a 40% increase over the prior year. Budgeted expenditures are projected to increase by 40% or $595.14K to $2.08M in FY2023.

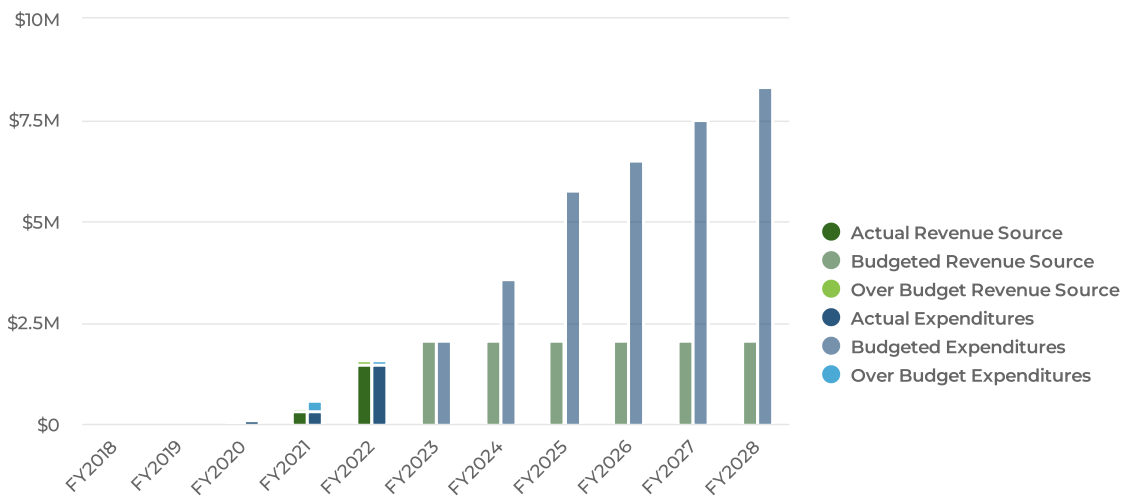

Revenues by Source

Projected 2023 Revenues by Source

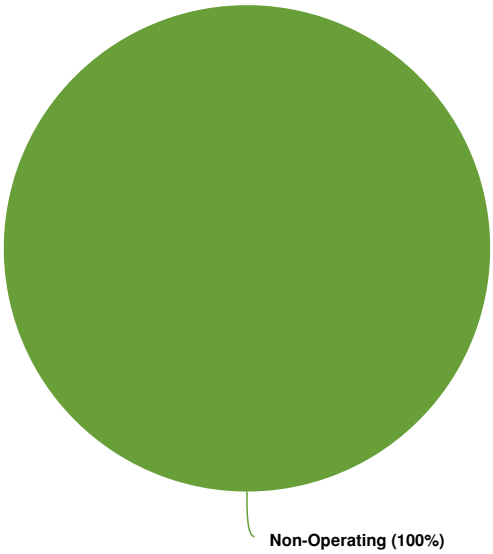

Budgeted and Historical 2023 Revenues by Source

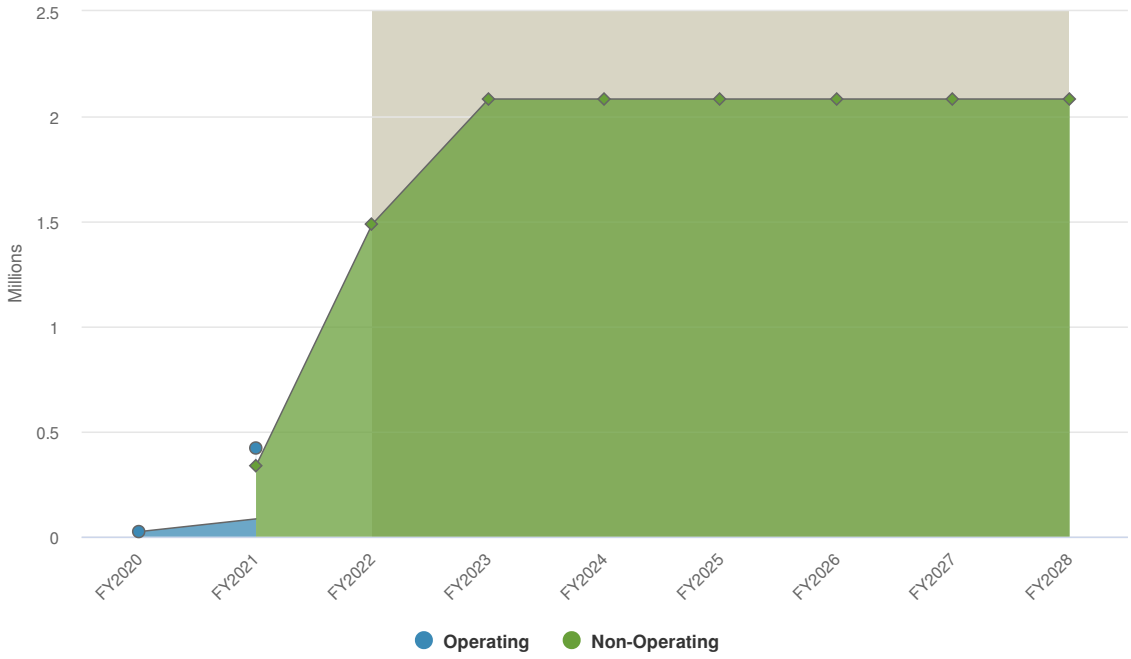

Grey background indicates budgeted figures.

Name	FY2022 Amended Budget	FY2022 Actual	FY2023 Budgeted	FY2022 Amended Budget vs. FY2023 Budgeted (% Change)
Revenue Source				

Name	FY2022 Amended Budget	FY2022 Actual	FY2023 Budgeted	FY2022 Amended Budget vs. FY2023 Budgeted (% Change)
Operating	$0.00	$97,098.14	$0.00	0%
Non-Operating	$1,487,004.00	$1,487,090.62	$2,082,147.00	40%
Total Revenue Source:	**$1,487,004.00**	**$1,584,188.76**	**$2,082,147.00**	**40%**

Expenditures by Expense Type

Budgeted Expenditures by Expense Type

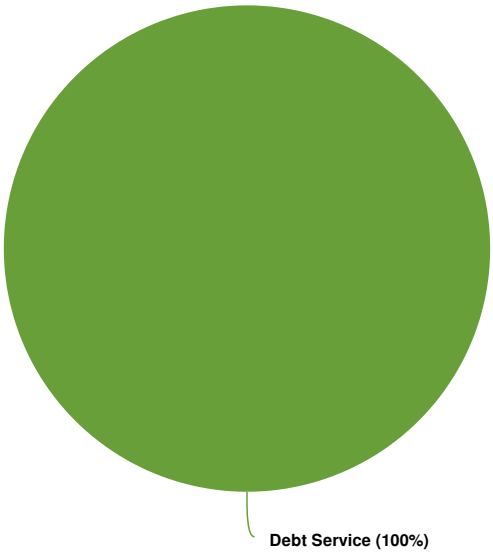

Budgeted and Historical Expenditures by Expense Type

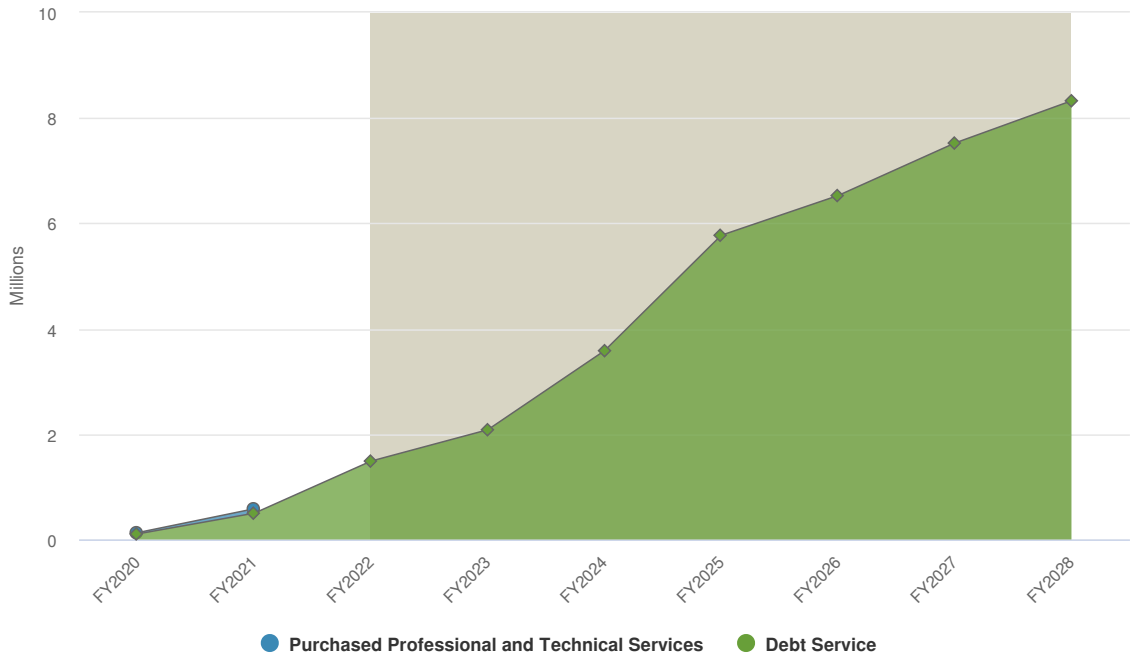

Grey background indicates budgeted figures.

Name	FY2022 Amended Budget	FY2022 Actual	FY2023 Budgeted	FY2022 Amended Budget vs. FY2023 Budgeted (% Change)
Expense Objects				
Purchased Professional and Technical Services	$0.00	$97,098.14	$0.00	0%
Debt Service	$1,487,004.00	$1,487,090.62	$2,082,147.00	40%
Total Expense Objects:	**$1,487,004.00**	**$1,584,188.76**	**$2,082,147.00**	**40%**

Solid Waste Debt Service Fund

This fund accounts for the debt issued to support the Solid Waste Fund. This fund is funded by transfers from the Solid Waste Fund from user charges to customers of the City's solid waste operations.

Summary

The City of Waco is projecting $2.27M of revenue in FY2023, which represents a 59% increase over the prior year. Budgeted expenditures are projected to increase by 59% or $841.13K to $2.27M in FY2023.

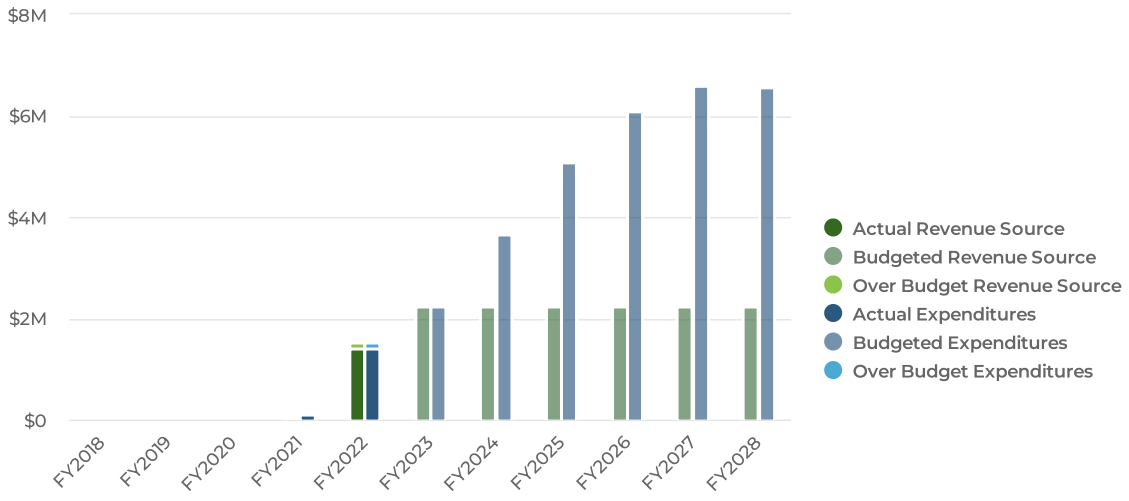

Revenues by Source

Projected 2023 Revenues by Source

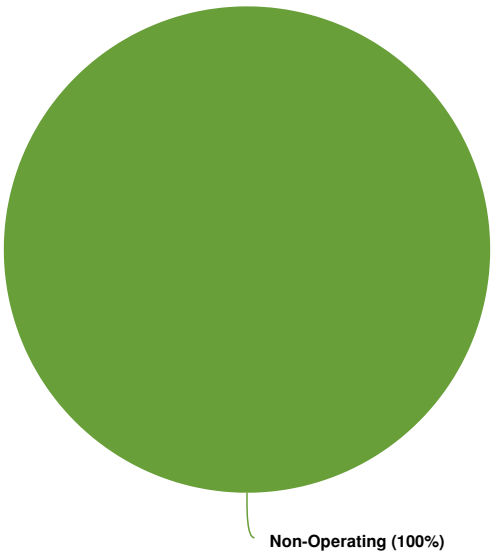

Budgeted and Historical 2023 Revenues by Source

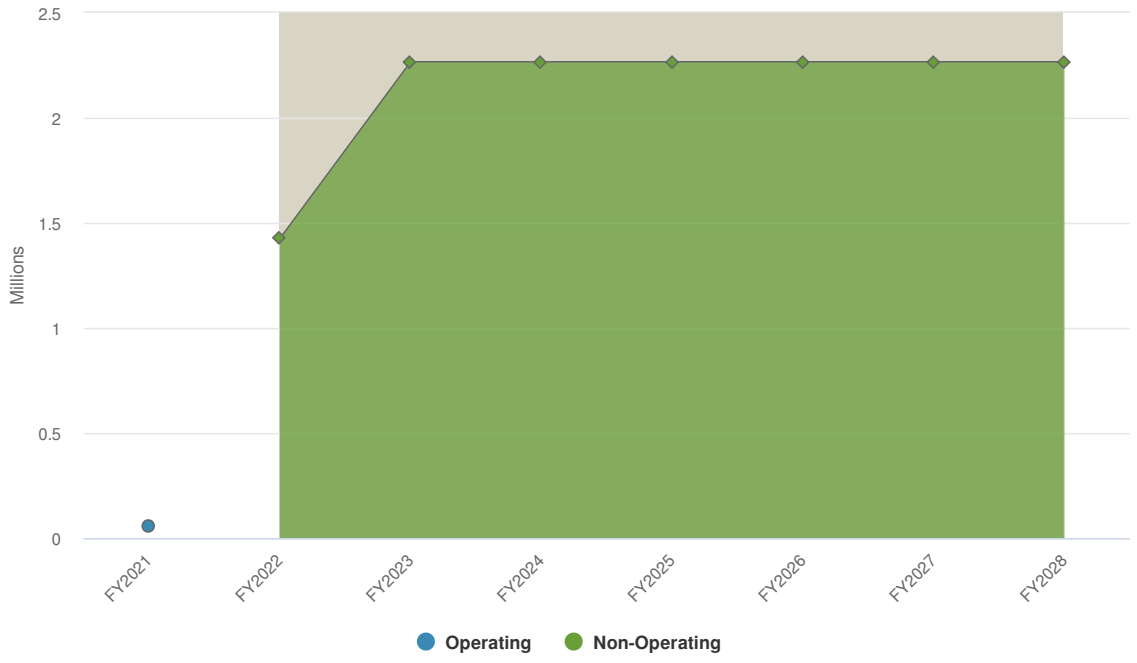

Grey background indicates budgeted figures.

Name	FY2022 Amended Budget	FY2022 Actual	FY2023 Budgeted	FY2022 Amended Budget vs. FY2023 Budgeted (% Change)
Revenue Source				
Operating	$0.00	$120,034.49	$0.00	0%
Non-Operating	$1,425,006.00	$1,420,678.45	$2,266,131.00	59%
Total Revenue Source:	**$1,425,006.00**	**$1,540,712.94**	**$2,266,131.00**	**59%**

Expenditures by Expense Type

Budgeted Expenditures by Expense Type

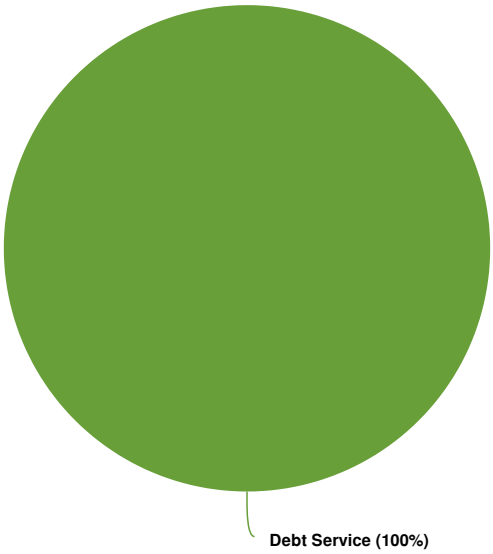

Budgeted and Historical Expenditures by Expense Type

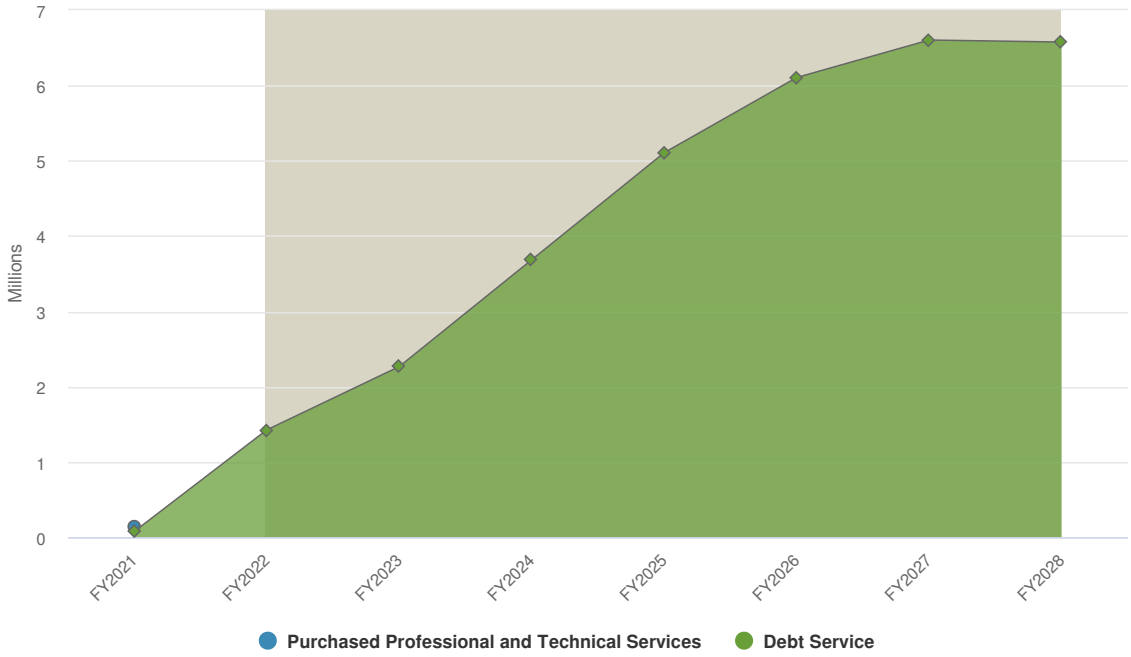

Grey background indicates budgeted figures.

Name	FY2022 Amended Budget	FY2022 Actual	FY2023 Budgeted	FY2022 Amended Budget vs. FY2023 Budgeted (% Change)
Expense Objects				
Purchased Professional and Technical Services	$0.00	$119,545.16	$0.00	0%
Debt Service	$1,425,006.00	$1,410,856.23	$2,266,131.00	59%
Total Expense Objects:	**$1,425,006.00**	**$1,530,401.39**	**$2,266,131.00**	**59%**

Drainage Debt Service Fund

This fund accounts for the debt issued to support the Drainage Utility Fund. This fund is funded by transfers from the Drainage Utility Fund from user charges.

Summary

The City of Waco is projecting $784.51K of revenue in FY2023, which represents a 11.3% increase over the prior year. Budgeted expenditures are projected to increase by % or $784.51K to $784.51K in FY2023.

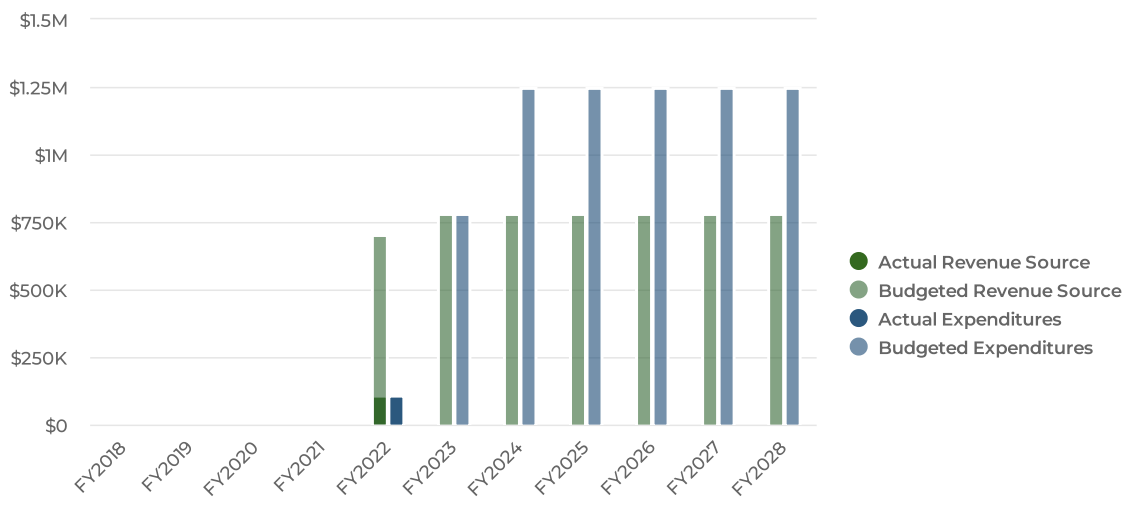

Revenues by Source

Projected 2023 Revenues by Source

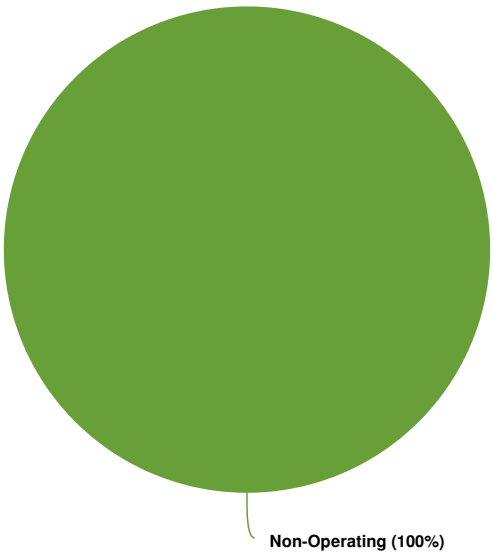

Budgeted and Historical 2023 Revenues by Source

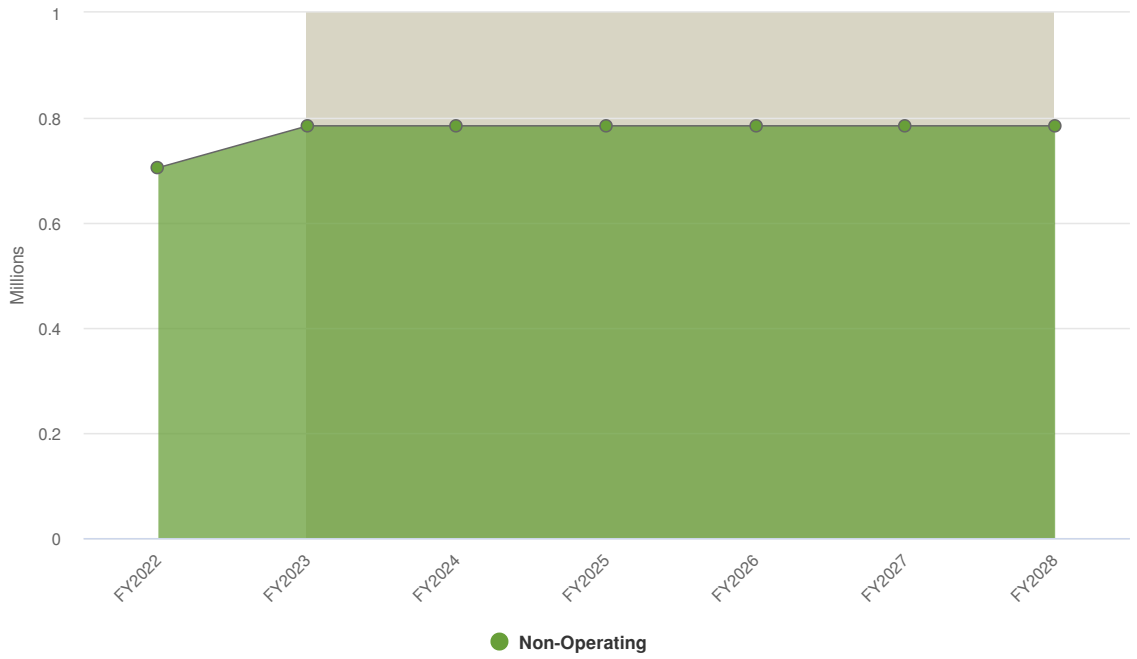

Grey background indicates budgeted figures.

Name	FY2022 Amended Budget	FY2022 Actual	FY2023 Budgeted	FY2022 Amended Budget vs. FY2023 Budgeted (% Change)
Revenue Source				
Operating	$0.00	$108,927.80	$0.00	0%
Non-Operating	$705,000.00	$0.00	$784,513.00	11.3%
Total Revenue Source:	**$705,000.00**	**$108,927.80**	**$784,513.00**	**11.3%**

Expenditures by Expense Type

Budgeted Expenditures by Expense Type

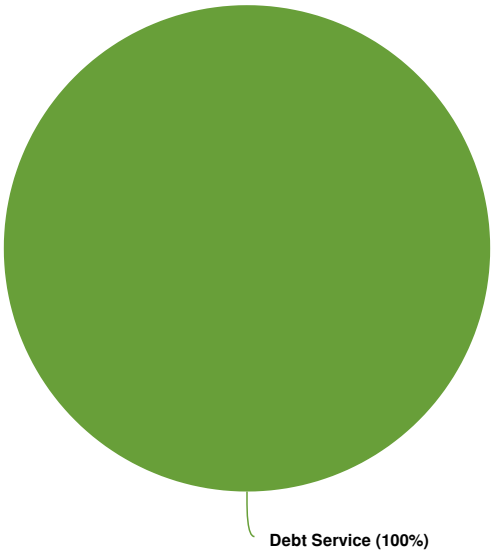

Budgeted and Historical Expenditures by Expense Type

Grey background indicates budgeted figures.

Name	FY2022 Amended Budget	FY2022 Actual	FY2023 Budgeted	FY2022 Amended Budget vs. FY2023 Budgeted (% Change)
Expense Objects				
Purchased Professional and Technical Services	$0.00	$108,927.80	$0.00	0%
Debt Service	$0.00	$0.00	$784,513.00	N/A
Total Expense Objects:	**$0.00**	**$108,927.80**	**$784,513.00**	**N/A**

Tax Increment Financing (TIF) Debt Service Fund

This fund accounts for the debt issued to support the Tax Increment Financing Zone of the City and is funded by transfers from the Tax Increment Financing Fund.

Summary

In Fiscal Years 2022 and 2023, debt service is being funded from the General Debt Service Fund.

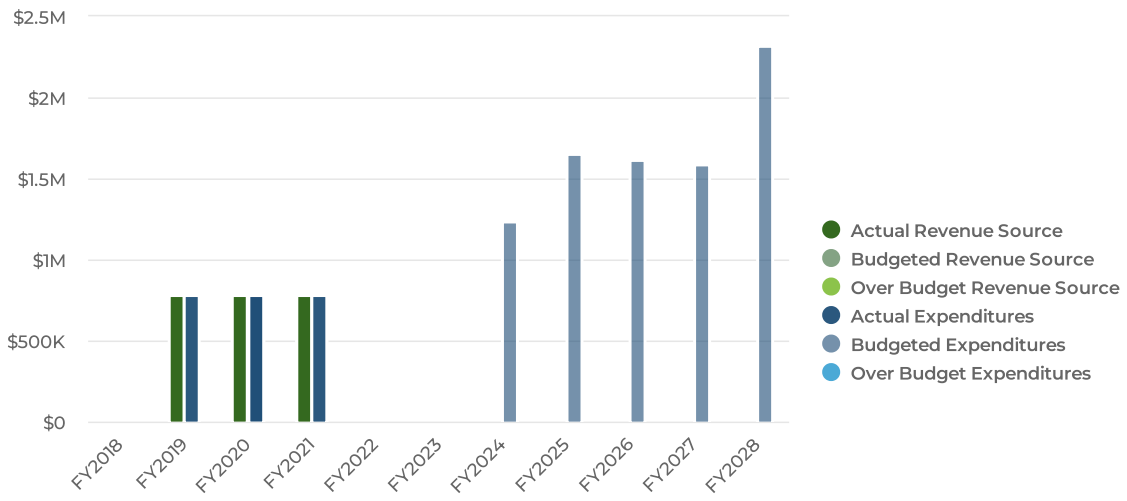

FUNDING SOURCES

Property Taxes Summary

Property taxes include the current year's levy, prior year levies/penalties, and interest collected on payment of delinquent taxes. The proposed tax rate of $0.760000 per hundred dollars of valuation includes $0.140762 for debt service. Annexations and increased property values have contributed to the steady increase in property taxes over the past five years. Property tax revenue is typically one of the most reliable revenue streams for the City.

$95,311,203 **$6,967,553**
(7.89% vs. prior year)

Property Taxes Proposed and Historical Budget vs. Actual

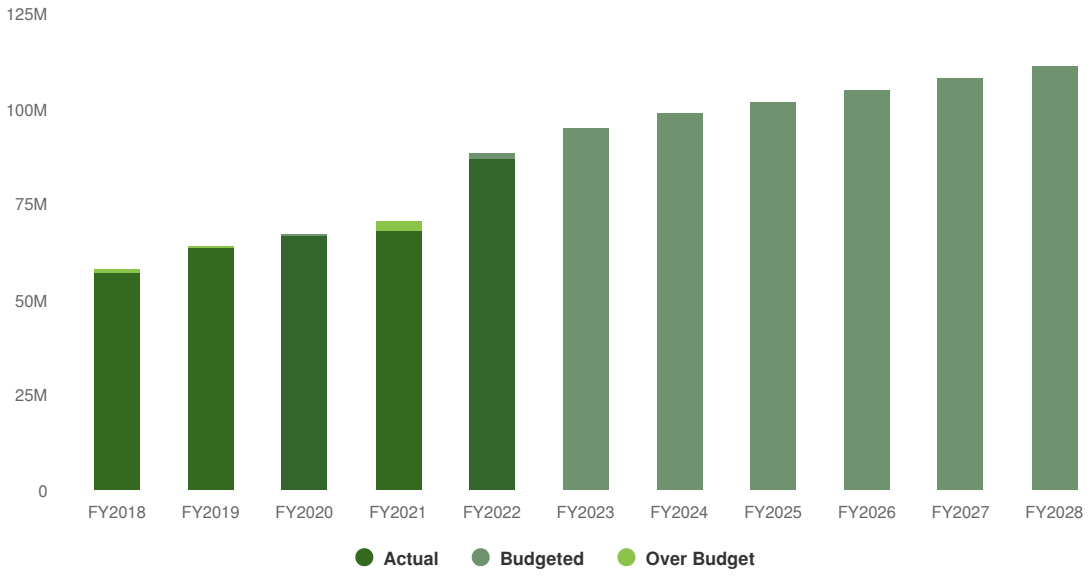

Revenue by Fund

Property Taxes for the City are split between the General Fund and the General Debt Service Fund.

2023 Revenue by Fund

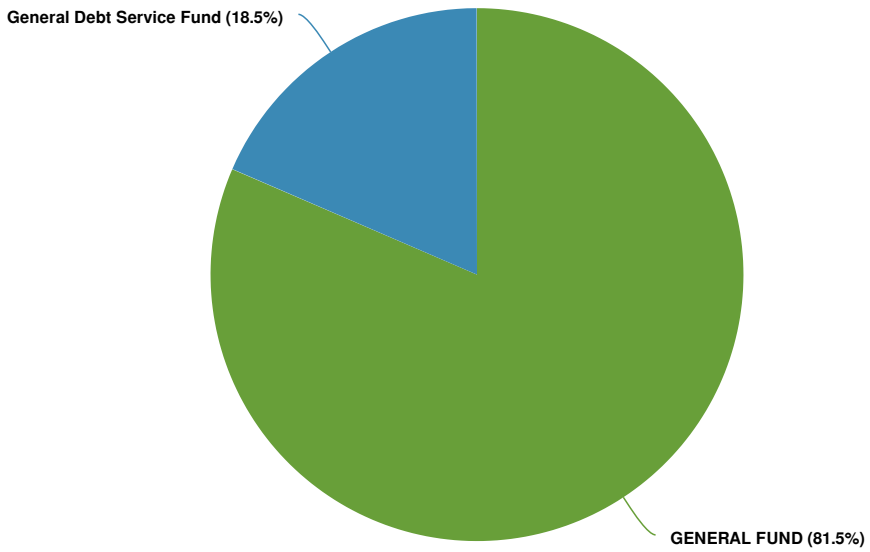

Name	Account ID	FY2022 Amended Budget	FY2022 Actual	FY2023 Budgeted	FY2022 Amended Budget vs. FY2023 Budgeted (% Change)	Notes
GENERAL FUND						
Operating						
GF-PROPERTY TAXES - CURRENT	1000-00-0000-000000-412100	$72,513,861.00	$71,459,750.77	$76,619,584.00	5.7%	
GF-PROPERTY TAXES -DELINQUENT	1000-00-0000-000000-412200	$659,243.00	$401,957.96	$500,000.00	-24.2%	
GF-PROPERTY TAXES - INT&PENAL	1000-00-0000-000000-412300	$577,730.00	$587,381.11	$550,000.00	-4.8%	
Total Operating:		**$73,750,834.00**	**$72,449,089.84**	**$77,669,584.00**	**5.3%**	
Total GENERAL FUND:		**$73,750,834.00**	**$72,449,089.84**	**$77,669,584.00**	**5.3%**	
General Debt Service Fund						
Operating						
2020 CO I&S -PROPER TAX -CURRE	3003-00-0000-000000-412100	$14,368,016.00	$0.00	$17,416,819.00	21.2%	
GO DSF -PROP TAX -CUR -13CO	3003-00-0000-000000-412100-B13C	$0.00	$143,839.02	$0.00	0%	
GO DSF -PROP TAX -CUR -13GORF	3003-00-0000-000000-412100-B13R	$0.00	$196,955.68	$0.00	0%	

Name	Account ID	FY2022 Amended Budget	FY2022 Actual	FY2023 Budgeted	FY2022 Amended Budget vs. FY2023 Budgeted (% Change)	Notes
GO DSF -PROP TAX - CUR -14CO	3003-00-0000-000000-412100-B14C	$0.00	$107,572.39	$0.00	0%	
GO DSF -PROP TAX - CUR -15CO	3003-00-0000-000000-412100-B15C	$0.00	$109,581.01	$0.00	0%	
GO DSF -PROP TAX - CUR -15GORF	3003-00-0000-000000-412100-B15R	$0.00	$4,674,712.10	$0.00	0%	
GO DSF -PROP TAX - CUR -16CO	3003-00-0000-000000-412100-B16C	$0.00	$254,201.13	$0.00	0%	
GO DSF -PROP TAX - CUR -16GORF	3003-00-0000-000000-412100-B16R	$0.00	$260,450.16	$0.00	0%	
GO DSF -PROP TAX - CUR -17CO	3003-00-0000-000000-412100-B17C	$0.00	$761,599.11	$0.00	0%	
GO DSF -PROP TAX - CUR -18CO	3003-00-0000-000000-412100-B18C	$0.00	$1,505,790.26	$0.00	0%	
GO DSF -PROP TAX - CUR -19CO	3003-00-0000-000000-412100-B19C	$0.00	$1,260,516.28	$0.00	0%	
GO DSF -PROP TAX - CUR -19GORF	3003-00-0000-000000-412100-B19R	$0.00	$1,039,345.64	$0.00	0%	
GO DSF -PROP TAX - CUR -20CO	3003-00-0000-000000-412100-B20C	$0.00	$1,649,964.02	$0.00	0%	
GO DSF -PROP TAX - CUR -21GORF	3003-00-0000-000000-412100-B21R	$0.00	$602,360.73	$0.00	0%	
GO DSF -PROP TAX - CUR -21aCO	3003-00-0000-000000-412100-B21aC	$0.00	$1,592,495.37	$0.00	0%	
2020 CO I&S - PROPERTY TAX-DELI	3003-00-0000-000000-412200	$127,800.00	$0.00	$127,800.00	0%	
GO DSF -PROP TAX-DEL -13CO	3003-00-0000-000000-412200-B13C	$0.00	$768.88	$0.00	0%	
GO DSF -PROP TAX-DEL -13GORF	3003-00-0000-000000-412200-B13R	$0.00	$1,052.79	$0.00	0%	
GO DSF -PROP TAX-DEL -14CO	3003-00-0000-000000-412200-B14C	$0.00	$575.02	$0.00	0%	
GO DSF -PROP TAX-DEL -15CO	3003-00-0000-000000-412200-B15C	$0.00	$585.75	$0.00	0%	
GO DSF -PROP TAX-DEL -15GORF	3003-00-0000-000000-412200-B15R	$0.00	$24,988.07	$0.00	0%	
GO DSF -PROP TAX-DEL -16CO	3003-00-0000-000000-412200-B16C	$0.00	$1,358.81	$0.00	0%	
GO DSF -PROP TAX-DEL -16GORF	3003-00-0000-000000-412200-B16R	$0.00	$1,392.20	$0.00	0%	
GO DSF -PROP TAX-DEL -17CO	3003-00-0000-000000-412200-B17C	$0.00	$4,071.03	$0.00	0%	
GO DSF -PROP TAX-DEL -18CO	3003-00-0000-000000-412200-B18C	$0.00	$8,049.01	$0.00	0%	
GO DSF -PROP TAX-DEL -19CO	3003-00-0000-000000-412200-B19C	$0.00	$6,737.94	$0.00	0%	
GO DSF -PROP TAX-DEL -19GORF	3003-00-0000-000000-412200-B19R	$0.00	$5,555.68	$0.00	0%	

Name	Account ID	FY2022 Amended Budget	FY2022 Actual	FY2023 Budgeted	FY2022 Amended Budget vs. FY2023 Budgeted (% Change)	Notes
GO DSF -PROP TAX-DEL -20CO	3003-00-0000-000000-412200-B20C	$0.00	$8,819.69	$0.00	0%	
GO DSF -PROP TAX-DEL -21GORF	3003-00-0000-000000-412200-B21R	$0.00	$3,219.82	$0.00	0%	
GO DSF -PROP TAX-DEL -21aCO	3003-00-0000-000000-412200-B21aC	$0.00	$8,512.47	$0.00	0%	
2020 CO I&S -PROPER TAX-INT&PE	3003-00-0000-000000-412300	$97,000.00	$0.00	$97,000.00	0%	
GO DSF -PROP TAX-I&P -13CO	3003-00-0000-000000-412300-B13C	$0.00	$1,203.27	$0.00	0%	
GO DSF -PROP TAX-I&P -13GORF	3003-00-0000-000000-412300-B13R	$0.00	$1,647.63	$0.00	0%	
GO DSF -PROP TAX-I&P -14CO	3003-00-0000-000000-412300-B14C	$0.00	$899.89	$0.00	0%	
GO DSF -PROP TAX-I&P -15CO	3003-00-0000-000000-412300-B15C	$0.00	$916.69	$0.00	0%	
GO DSF -PROP TAX-I&P -15GORF	3003-00-0000-000000-412300-B15R	$0.00	$39,105.75	$0.00	0%	
GO DSF -PROP TAX-I&P -16CO	3003-00-0000-000000-412300-B16C	$0.00	$2,126.49	$0.00	0%	
GO DSF -PROP TAX-I&P -16GORF	3003-00-0000-000000-412300-B16R	$0.00	$2,178.77	$0.00	0%	
GO DSF -PROP TAX-I&P -17CO	3003-00-0000-000000-412300-B17C	$0.00	$6,371.07	$0.00	0%	
GO DSF -PROP TAX-I&P -18CO	3003-00-0000-000000-412300-B18C	$0.00	$12,596.52	$0.00	0%	
GO DSF -PROP TAX-I&P -19CO	3003-00-0000-000000-412300-B19C	$0.00	$10,544.70	$0.00	0%	
GO DSF -PROP TAX-I&P -19GORF	3003-00-0000-000000-412300-B19R	$0.00	$8,694.52	$0.00	0%	
GO DSF -PROP TAX-I&P -20CO	3003-00-0000-000000-412300-B20C	$0.00	$13,802.58	$0.00	0%	
GO DSF -PROP TAX-I&P -21GORF	3003-00-0000-000000-412300-B21R	$0.00	$5,038.95	$0.00	0%	
GO DSF -PROP TAX-I&P -21aCO	3003-00-0000-000000-412300-B21aC	$0.00	$13,321.83	$0.00	0%	
Total Operating:		**$14,592,816.00**	**$14,353,518.72**	**$17,641,619.00**	**20.9%**	
Total General Debt Service Fund:		**$14,592,816.00**	**$14,353,518.72**	**$17,641,619.00**	**20.9%**	
Total:		**$88,343,650.00**	**$86,802,608.56**	**$95,311,203.00**	**7.9%**	

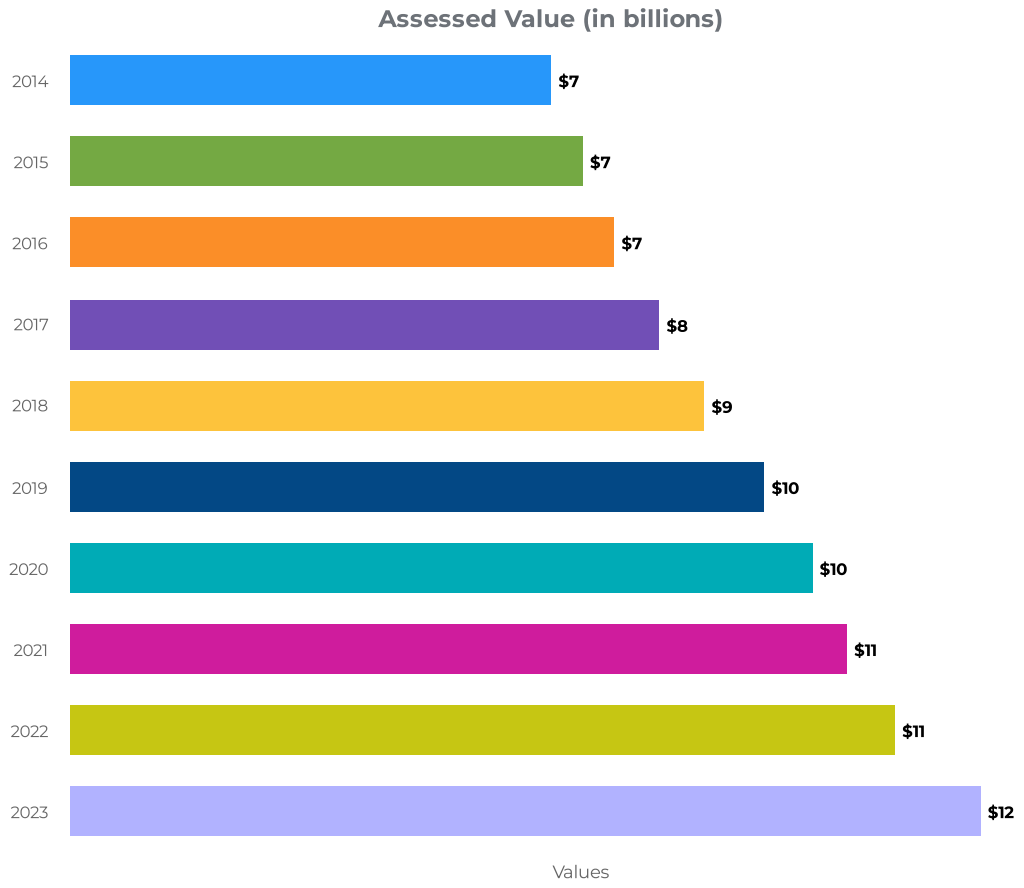
Assessed Value (in billions)
2014
$7
2015
$7
2016
$7
2017
$8
2018
$9
2019
$10
2020
$10
2021
$11
2022
$11
2023
$12
Values

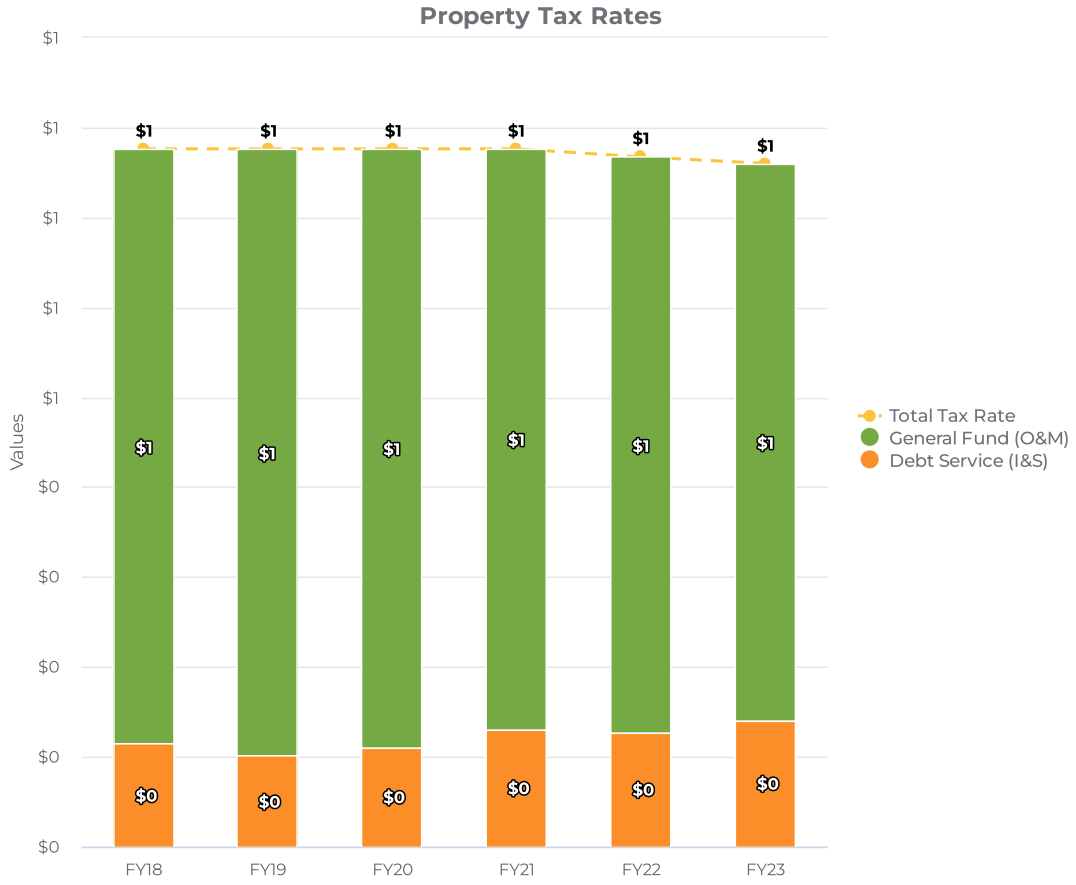

Distribution of Current Tax Rate			
	% of Total	Rate per $100	Budgeted Revenues
General Fund	81.48%	$0.619238	$77,393,520
Debt Service Fund	18.52%	$0.140762	$17,592,697
Total	**100.00%**	**$0.760000**	**$94,986,217**
Each $0.01 of the Adopted Levy at Collection Rate			$1,249,819

Property Tax Structure	
Total Assessed Value	$18,305,708,721
Captured Value for TIF/Exemptions	$(5,807,522,310)
Total Value after Exemptions	$12,498,186,411
Proposed Tax Rate per $100 Valuation	$0.760000
Estimated Gross Revenues	$94,986,217
Percent (%) of Collection	99%
Collections	**$94,036,355**

Sales Tax Summary

The City receives one and one-half percent sales tax on all retail sales, leases and rentals of most goods. Sales tax is budgeted at $46.9 million. This amount is less than the FY22 projected amount of $52.4 million due to the current unstableness in the economy with inflation at 40 year highs and rising interest rates combining to lead to ongoing conversations of a potential recession in calendar year 2023. The City of Waco uses detailed, confidential, Waco-specific sales tax information from the State, as well as permitting data, and aggregate sales tax information from all Texas cities to produce a sector-based, multiple regression predictive model. The model is reviewed, analyzed, and updated monthly.

$47,140,406 **$3,540,312**
(8.12% vs. prior year)

Sales Tax Proposed and Historical Budget vs. Actual

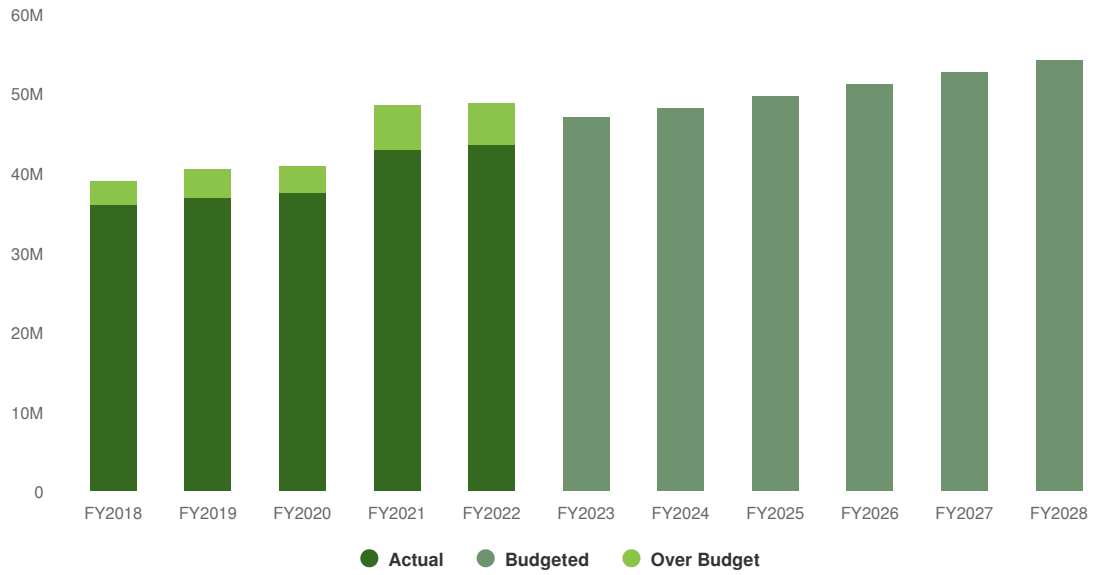

Business and Occupation Fees Summary

Included in this revenue category are Gross Receipts and Occupation taxes. Gross Receipts represent those revenues collected on the gross receipts of utilities operating within the City and using the City's rights-of-way to conduct their business. The City Council has authorized a 4% charge on water, wastewater and solid waste; 5% charge on natural gas and cable TV receipts; a 1% charge on bingo receipts; a per kilowatt hour charge on electricity receipts and a per line charge on telephone and telecommunications receipts. Business and Occupation fees are projected to increase by 3.8 percent over this year's adopted budget. The weather can greatly affect the amounts received from electricity, natural gas, water and wastewater fees and varies from year to year.

$9,890,987 **$361,937**
(3.80% vs. prior year)

Business and Occupation Fees Proposed and Historical Budget vs. Actual

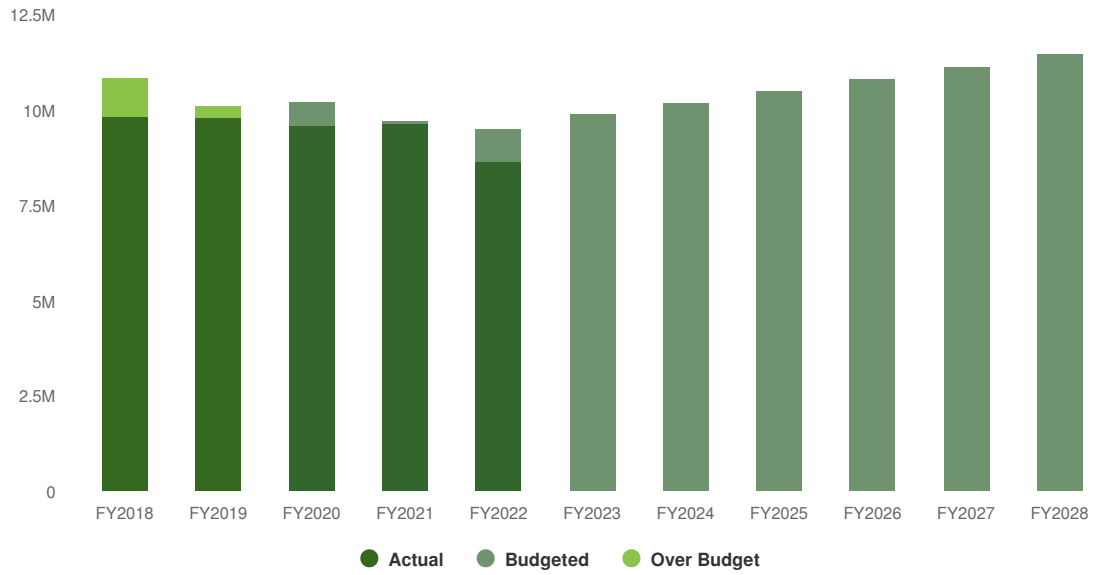

Permits, Licenses and Fees Summary

License and permit revenues include fees charged by the City for certain types of operator licenses, permits for construction, and other items regulated by City ordinances.

$3,728,825 **$955,544**
(34.46% vs. prior year)

Permits, Licenses and Fees Proposed and Historical Budget vs. Actual

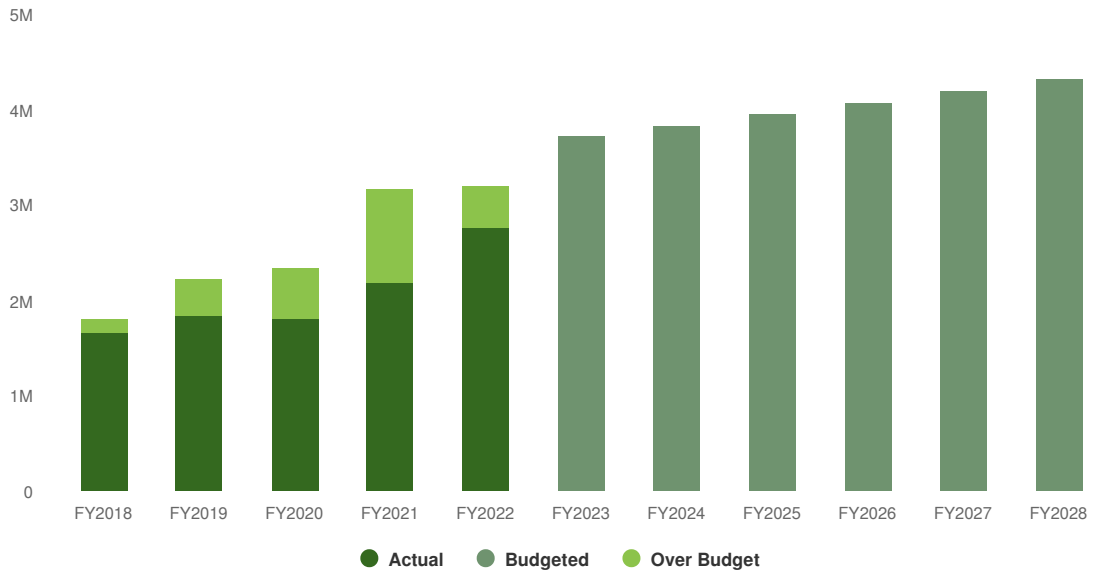

Revenue by Fund

2023 Revenue by Fund

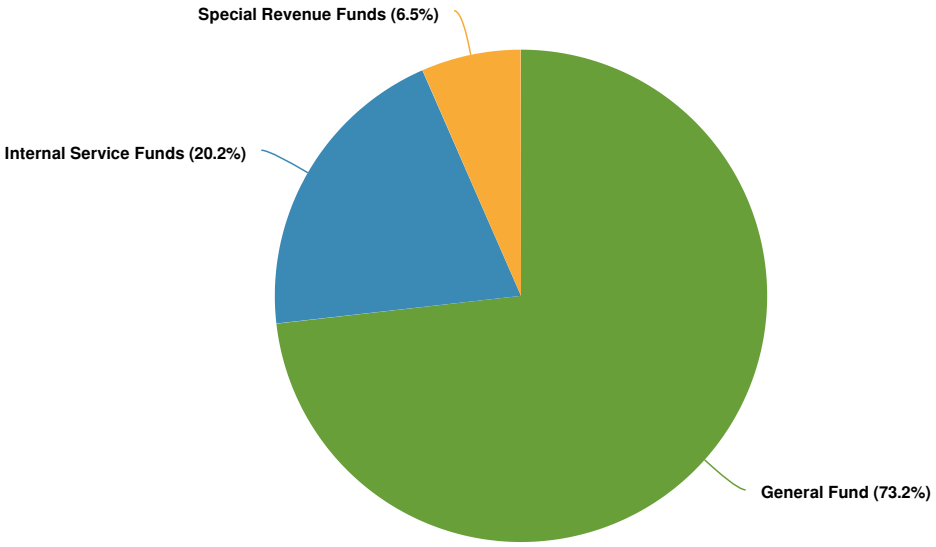

Budgeted and Historical 2023 Revenue by Fund

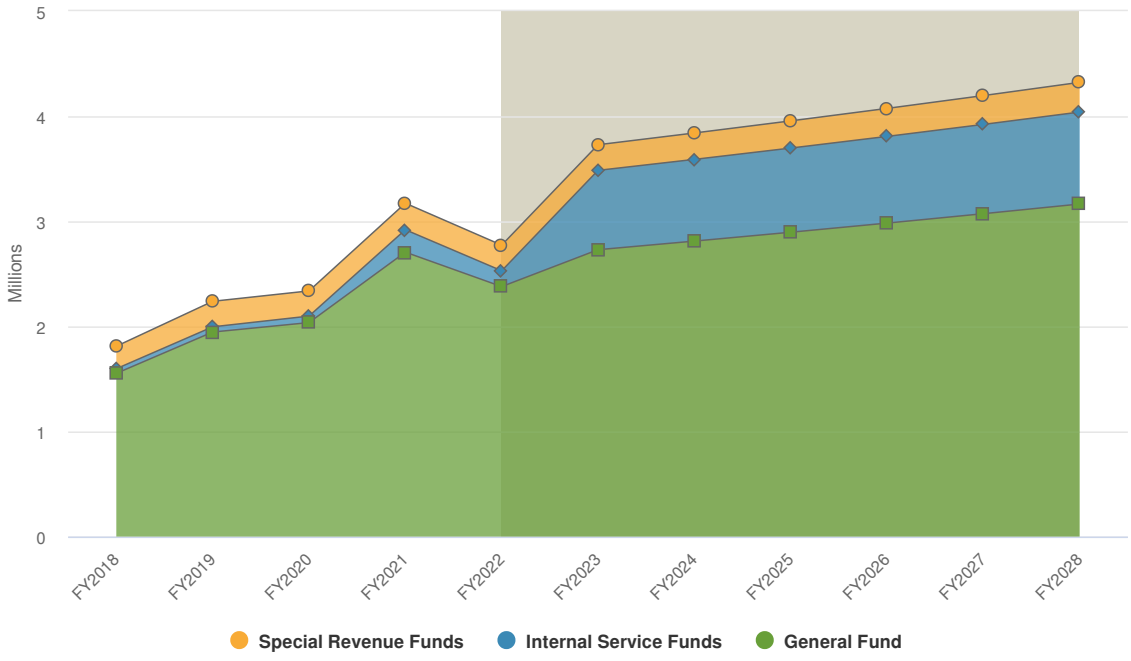

Grey background indicates budgeted figures.

Name	Account ID	FY2022 Amended Budget	FY2022 Actual	FY2023 Budgeted	FY2022 Amended Budget vs. FY2023 Budgeted (% Change)	Notes
General Fund						
GENERAL FUND						
Operating						
GF-PERMITS - SUBDIVISION FEES	1000-00-0000-000000-423000	$0.00	-$4,660.00	$0.00	0%	
GF-PERMITS - BUILDING	1000-08-0802-000000-421101	$1,200,000.00	$1,487,352.46	$1,335,441.00	11.3%	
GF-PERMITS - OPEN AIR VENDING	1000-08-0802-000000-421110	$5,487.60	$5,075.00	$5,488.00	0%	
GF-PERMITS - FARMERS' MARKET	1000-08-0802-000000-421120	$0.00	$1,985.00	$450.00	N/A	
GF-PERMITS - PLUMBING	1000-08-0802-000000-421200	$339,607.00	$323,213.33	$398,733.00	17.4%	
GF-PERMITS - ELECTRICAL	1000-08-0802-000000-421300	$458,890.50	$430,625.50	$518,187.00	12.9%	
GF-PERMITS - HEATING AND A/C	1000-08-0802-000000-421400	$171,740.80	$127,319.00	$240,037.00	39.8%	
GF-PERMITS - SIGNS	1000-08-0802-000000-421550	$28,194.16	$33,180.00	$28,194.00	0%	
GF-PERMITS - HOUSE MOVING	1000-08-0802-000000-421600	$0.00	$330.00	$0.00	0%	
GF-PERMITS - GARAGE SALE	1000-08-0802-000000-421700	$0.00	$1,200.00	$0.00	0%	
GF-PERMITS - SUBDIVISION FEES	1000-08-0802-000000-423000	$36,117.52	$35,250.00	$39,236.00	8.6%	
GF-PERMITS - ZONING APPLICATI	1000-08-0802-000000-424000	$53,244.00	$81,650.00	$78,600.00	47.6%	
GF-PERMITS-CAB REGISTR FEE	1000-08-0802-000000-427000	$733.33	$550.00	$733.00	0%	
GF-PERMITS - FIRE INSPECT FEE	1000-22-2201-000000-426000	$84,817.96	$50,628.00	$84,818.00	0%	
Total Operating:		**$2,378,832.87**	**$2,573,698.29**	**$2,729,917.00**	**14.8%**	
Total GENERAL FUND:		**$2,378,832.87**	**$2,573,698.29**	**$2,729,917.00**	**14.8%**	
Total General Fund:		**$2,378,832.87**	**$2,573,698.29**	**$2,729,917.00**	**14.8%**	
Special Revenue Funds						
Waco-McLennan County Public Health District Fund						
Operating						
HLTHENVIRO-LIC - FOOD SVC CITY	2001-51-5105-000000-421801	$149,620.60	$151,380.60	$149,621.00	0%	
HLTHENVIRO-LIC-FOOD SVC COUNTY	2001-51-5105-000000-421802	$91,006.79	$85,347.50	$91,007.00	0%	
HLTHENVIRO-LIC - FOOD SVC EDUC	2001-51-5105-000000-421803	$482.75	$972.30	$483.00	0.1%	

Name	Account ID	FY2022 Amended Budget	FY2022 Actual	FY2023 Budgeted	FY2022 Amended Budget vs. FY2023 Budgeted (% Change)	Notes
HLTHENVIRO-LIC -FOODSVC MGR ED	2001-51-5105-000000-421804	$2,127.04	$2,753.10	$2,127.00	0%	
HLTHENVIRO -ENVIRO NON FUNDING	2001-51-5105-000000-421806	$670.48	$385.00	$670.00	-0.1%	
Total Operating:		**$243,907.66**	**$240,838.50**	**$243,908.00**	**0%**	
Total Waco-McLennan County Public Health District Fund:		**$243,907.66**	**$240,838.50**	**$243,908.00**	**0%**	
Total Special Revenue Funds:		**$243,907.66**	**$240,838.50**	**$243,908.00**	**0%**	
Internal Service Funds						
ENGINEERING FUND						
Operating						
ENGINEERNG -PERMITS -CONCRETE	6003-00-0000-000000-421500	$150,540.90	$0.00	$0.00	-100%	
ENG-INSPEC -PERMITS -CONCRETE	6003-81-8102-000000-421500	$0.00	$175,015.00	$65,000.00	N/A	
ENG-INSPEC -SUBDIVISION FEES	6003-81-8102-000000-423000	$0.00	$223,406.93	$690,000.00	N/A	
Total Operating:		**$150,540.90**	**$398,421.93**	**$755,000.00**	**401.5%**	
Total ENGINEERING FUND:		**$150,540.90**	**$398,421.93**	**$755,000.00**	**401.5%**	
Total Internal Service Funds:		**$150,540.90**	**$398,421.93**	**$755,000.00**	**401.5%**	
Total:		**$2,773,281.43**	**$3,212,958.72**	**$3,728,825.00**	**34.5%**	

Charges for Services Summary

For services that benefit specific users, the City establishes and collects fees to recover the costs of those services. Where feasible and desirable, the City seeks to recover full and indirect costs. Department heads review user fees on a regular basis to calculate their full cost recovery levels and recommend adjustments where necessary. Fees are then approved by the City Council.

Water Services
Water revenues are budgeted to increase due to growth in the system. The FY 23 budget keeps residential water rates flat with the FY 22 adopted rates for who use 8,000 gallons of water or less. The rates will account for increased operational expenses, debt service requirements for major infrastructure projects, and regulatory mandates.

Wastewater Services
The City charges both residential and commercial customers for wastewater. Residential customer consumption billed during November, December, January, and February determines the customer's max sewer charge for the rest of the year.

Instead of charging residential customers a sewer rate for every gallon of water used, the City of Waco uses what is known as Winter Averaging. This means sewer charges are capped by the average of the customer's water consumption billed during the winter months. The FY23 budget proposes increasing the volumetric rate to $5.83 per 1,000 gallons.

WMARSS
Revenues include charges to wholesale city customers and Waco's Wastewater Fund to recover operation and maintenance expenses and debt service for capital improvement. Other revenue includes the sale of sludge to outside customers, septic hauler fees and a tipping fee for fats/oil/grease and industrial organic waste. Revenue fluctuates based on established rates, actual sewer flows, and debt service requirements.

Solid Waste Services
The City of Waco operates a Type I Municipal Solid Waste landfill that receives over 290,000 tons of waste per year for disposal. Residential and commercial service fees will increase in FY23.The rates will account for increased operational expenses, debt service requirements for major infrastructure projects, and regulatory mandates.Residential rates will increase from $16.10 to $17.70.

Drainage Utility
The City of Waco created the new Drainage utility in FY21 to begin operations with a new Municipal Drainage Fee to begin being billed and collected effective October 1, 2021 (fiscal year 2021-22). The new Municipal Drainage Fee is used to improve the City's drainage system and infrastructure and provide a dedicated source of funding for this purpose. The fee is based on an equivalent residential unit (ERU) which is defined as 2,633 square feet of impervious surface. Service fees will increase for FY 23 from $5.41 to $5.51 for 1 ERU. The rates will account for increased operational expenses, debt service requirements for major infrastructure projects, and regulatory mandates.

Waco Regional Airport
Airport revenues consist of hangar rentals, passenger facility charges, commissions on rental cars, space rentals, flowage fees, concessions, and landing fees. Security costs are mandated, but are not totally reimbursed by the federal government.

Convention Center and Visitors' Services
Convention Services revenues are dependent on the usage and catering/concessions operations of the Convention Center and the hotel/motel taxes generated from occupancy in our local accommodations. Aggressive marketing and sales strategies are implemented each year to convert convention and meeting leads into new business for the Waco Convention Center, area hotels, and venues. The largest revenue source for Convention Services is the hotel/motel taxes.

Ranger Hall of Fame
The base admission price for adults is budgeted to increase by $1.00 in FY23. The rate increases have generated more in admission revenue and this, in conjunction with improved concession and café sales and efforts, have helped to reduce the General Fund support needed in FY23.

Cameron Park Zoo
The base admission price for adults is budgeted to increase by $2.00 in FY23. The rate increases have generated more in admission revenue to have helped to reduce the General Fund support needed in FY23.

Cottonwood Creek Golf Course

Green fees and most other operating revenues are very dependent on the weather. Revenues are expected to grow in FY23 due to increased activity at the Golf Course.A new fee for senior Non-mebmers will be established at $15.00.

Waco Transit

Waco Transit system provides public professional transportation services within the City limits. Revenues consist of regular and charter bus fares, van and trolley fares, and miscellaneous revenues. Transit receives funds from the Federal Transit Administration and the Texas Department of Transportation. Waco Transit is a provider of non-emergency transportation for Transportation Service Area Eleven (11) by TxDOT. Waco Transit provides non-emergency medical transportation services to Bosque, Falls, Freestone, Hill, Limestone, and McLennan counties. Elderly and disabled transportation services are also provided by Waco Transit. Ridership has continued to remain steady. An across the board increase in adverstisng is budgeted for FY 23.

$194,702,219 **$26,825,005**

(15.98% vs. prior year)

Charges for Services Proposed and Historical Budget vs. Actual

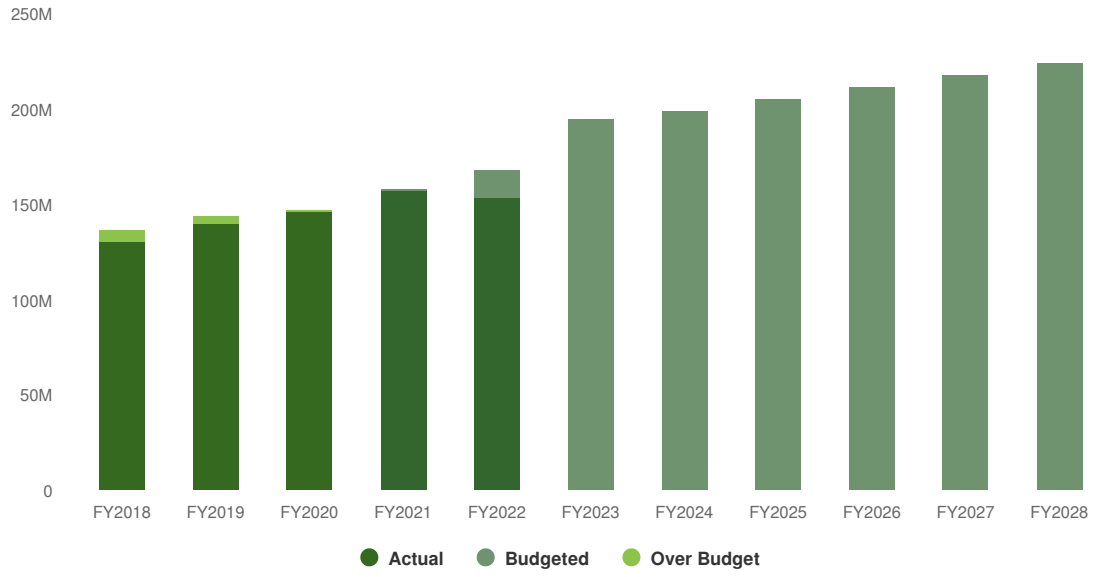

Revenue by Fund

2023 Revenue by Fund

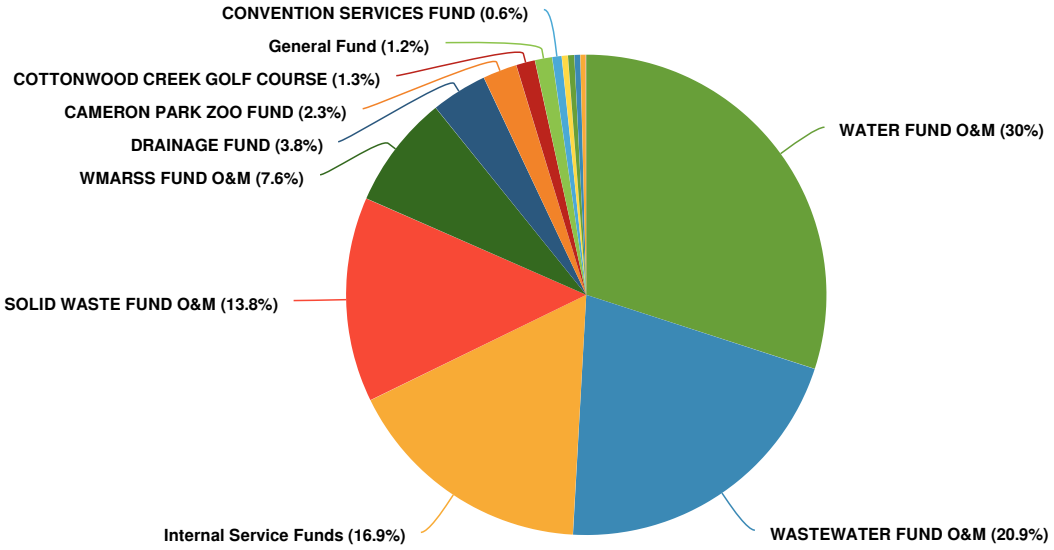

Budgeted and Historical 2023 Revenue by Fund

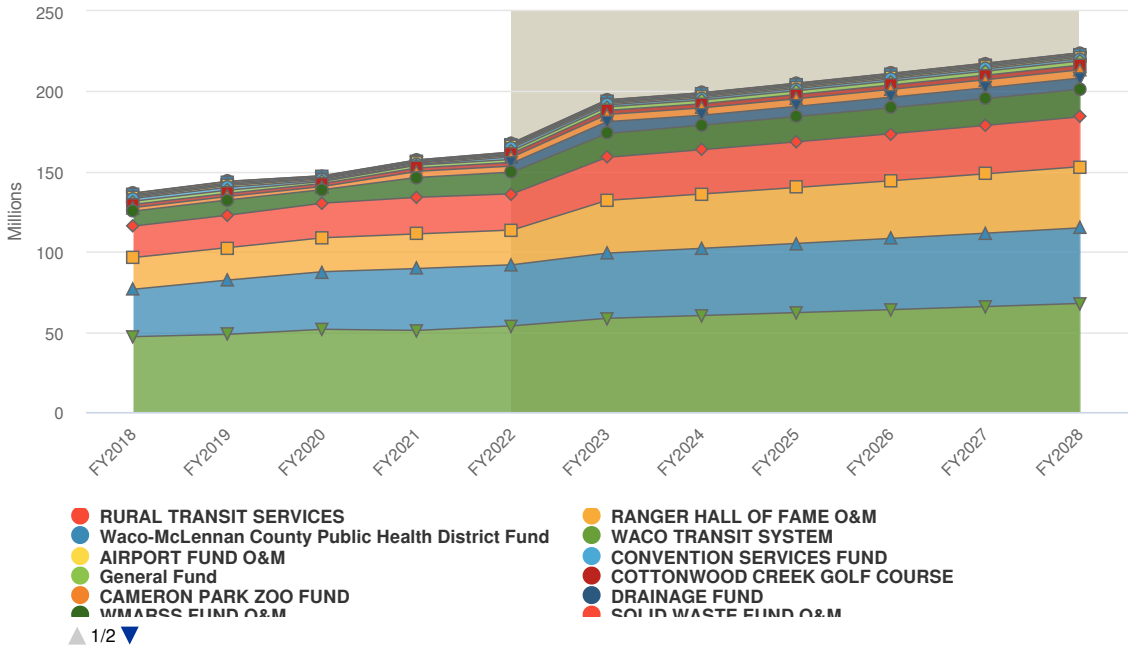

Grey background indicates budgeted figures.

Name	Account ID	FY2022 Amended Budget	FY2022 Actual	FY2023 Budgeted	FY2022 Amended Budget vs. FY2023 Budgeted (% Change)	Notes
General Fund						
GENERAL FUND						
Operating						
GF-CHG SVC ADMISS MAMMOTH	1000-00-0000-000000-442309	$0.00	$800.00	$0.00	0%	
GF-CHG SVC-LIB LOST/DMGD CENT	1000-00-0000-000000-444301	$0.00	-$16.49	$0.00	0%	
GF-CHGSVC-ANIMAL PICKUP CHG	1000-00-0000-000000-445100	$0.00	$13,199.68	$0.00	0%	
GF-CHG SVC ASHEL SURRENDER	1000-00-0000-000000-445220	$0.00	$11,204.01	$0.00	0%	
GF-CHG SVC ASHEL VACINATION	1000-00-0000-000000-445230	$0.00	$1,608.01	$0.00	0%	
GF-CHG SVC ASHEL BOARDING	1000-00-0000-000000-445240	$0.00	$7,622.11	$0.00	0%	
GF-CHG SVC ASHEL BITE QUARA	1000-00-0000-000000-445250	$0.00	$104.01	$0.00	0%	
GF-CHRG FOR SERV ASHEL PICKUP	1000-00-0000-000000-445260	$0.00	$5,499.01	$0.00	0%	
GF-CHRG SVC ASHEL OWNREQ EUTH	1000-00-0000-000000-445270	$0.00	$104.01	$0.00	0%	
GF-CHRG FOR SERV RECLAIM FEE	1000-00-0000-000000-445280	$0.00	$3,199.01	$0.00	0%	
GF-CHG SVC RABIES TESTING	1000-00-0000-000000-445290	$0.00	$104.01	$0.00	0%	
GF-CHARGES FOR SVC-GRAPHICS	1000-00-0000-000000-447000	$0.00	$67,088.31	$0.00	0%	
GF-CHRG FOR SVC-POLICE SECUR	1000-00-0000-000000-449000	$0.00	$52,811.47	$0.00	0%	
GF-CHGVC-WEED MOW COLLECTIONS	1000-08-0803-000000-443000	$0.00	$0.00	$69,249.00	N/A	
GF-CHARGES FOR SVC-GRAPHICS	1000-10-1002-000000-447000	$77,099.00	$0.00	$70,000.00	-9.2%	
GF-CHGSVC-ANIMAL PICKUP CHG	1000-20-2007-000000-445100	$15,600.00	$1,090.00	$15,600.00	0%	
GF-CHGSVC ANIML SHLTR OUTSIDE	1000-20-2007-000000-445210	$293,503.00	$256,491.90	$572,180.00	94.9%	
GF-CHG SVC ASHEL SURRENDER	1000-20-2007-000000-445220	$39,087.00	$6,550.00	$39,087.00	0%	
GF-CHG SVC ASHEL BOARDING	1000-20-2007-000000-445240	$1,597.00	$4,360.00	$1,597.00	0%	
GF-CHRG FOR SERV ASHEL PICKUP	1000-20-2007-000000-445260	$15,780.00	-$351.60	$15,780.00	0%	

Name	Account ID	FY2022 Amended Budget	FY2022 Actual	FY2023 Budgeted	FY2022 Amended Budget vs. FY2023 Budgeted (% Change)	Notes
GF-CHRG FOR SERV RECLAIM FEE	1000-20-2007-000000-445280	$14,226.00	$1,200.00	$14,226.00	0%	
GF-CHG SVC ASHEL VACINATION	1000-20-2014-000000-445230	$4,040.00	$851.75	$4,040.00	0%	
GF-CHG SVC ASHEL BITE QUARA	1000-20-2014-000000-445250	$18,243.00	$360.00	$18,243.00	0%	
GF-CHG SVC RABIES TESTING	1000-20-2014-000000-445290	$380.00	$0.00	$380.00	0%	
GF-CHRG FOR SVC-POLICE SECUR	1000-23-2302-000000-449000	$0.00	$0.00	$63,119.00	N/A	
GF-CHG SVC-INTERLIB LN POSTG	1000-31-3101-000000-444500	$1,800.00	$1,093.10	$1,800.00	0%	
CHG FOR SVC - LIB NON RESIDENT	1000-31-3101-000000-444501	$4,800.00	$4,440.20	$4,800.00	0%	
GF-CHG SVC-LIBR FINE CENTRAL	1000-31-3105-000000-444101	$31,800.00	$14,779.25	$31,800.00	0%	
GF-CHG SVC-LIB LOST/DMGD CENT	1000-31-3105-000000-444301	$9,800.00	$9,072.08	$9,800.00	0%	
GF-CHGVC - LIB COPIES CENTRAL	1000-31-3105-000000-444401	$13,100.00	$7,548.49	$13,100.00	0%	
GF-CHG SVC-LIBR FINE W WACO	1000-31-3106-000000-444103	$25,300.00	$14,068.46	$25,300.00	0%	
GF-CHG SVC-LIB LOST/DMGD WEST	1000-31-3106-000000-444303	$7,600.00	$7,734.96	$7,600.00	0%	
GF-CHGSVC - LIB COPIES WEST	1000-31-3106-000000-444403	$14,300.00	$7,698.69	$14,300.00	0%	
GF-CHG SVC-LIBR FINE E WACO	1000-31-3107-000000-444102	$5,800.00	$2,499.14	$5,800.00	0%	
GF-CHG SVC-LIB LOST/DMGD EAST	1000-31-3107-000000-444302	$2,000.00	$1,467.42	$2,000.00	0%	
GF-CHGSVC - LIB COPIES EAST	1000-31-3107-000000-444402	$6,300.00	$5,208.09	$6,300.00	0%	
GF-CHG SVC-LIBR FINE SO WACO	1000-31-3108-000000-444105	$5,700.00	$2,497.85	$5,700.00	0%	
GF-CHG SVC-LIB LST/DMGD SOUTH	1000-31-3108-000000-444305	$2,000.00	$1,464.82	$2,000.00	0%	
GF-CHGSVC - LIB COPIES SOUTH	1000-31-3108-000000-444405	$3,900.00	$3,148.34	$3,900.00	0%	
GF -CHGS SVC -FACIL IMPROV FEE	1000-32-3201-000000-442211	$30,400.00	$16,494.27	$30,400.00	0%	
GF-CHG FOR SVC- GROUND MAINT	1000-32-3201-000000-446000	$58,469.00	$48,724.20	$59,600.00	1.9%	

Name	Account ID	FY2022 Amended Budget	FY2022 Actual	FY2023 Budgeted	FY2022 Amended Budget vs. FY2023 Budgeted (% Change)	Notes
GF-CHG SVC ADMISS MAMMOTH	1000-32-3208-000000-442309	$394,600.00	$308,695.00	$394,600.00	0%	
GF-CHGVC- REC FEE SO WACO CTR	1000-33-3342-000000-442201	$94,900.00	$97,165.48	$94,900.00	0%	
GF-CHGVC-REC FEE BLED MIL CTR	1000-33-3343-000000-442202	$53,900.00	$56,217.41	$53,900.00	0%	
GF-CHGSVC-REC FEE DEWEY CTR	1000-33-3344-000000-442203	$97,200.00	$58,149.75	$53,900.00	-44.5%	
GF-CHRG FOR SERV ADMISS DEWEY	1000-33-3344-000000-442303	$1,200.00	$0.00	$0.00	-100%	
GF-CHGSVC-REC FEE ATHLETICS	1000-33-3347-000000-442205	$171,500.00	$140,675.45	$171,500.00	0%	
GF-CHG SVC ADMISS ATHLETICS	1000-33-3347-000000-442305	$43,722.00	$34,620.00	$43,722.00	0%	
GF-CHG SVC-REC FEE SPEC EVENT	1000-33-3361-000000-442207	$58,225.00	$29,055.00	$30,000.00	-48.5%	
GF-CHG SVC ADMISS SPEC EVNT	1000-33-3361-000000-442307	$23,500.00	$0.00	$0.00	-100%	
GF-CHGVC-WEED MOW COLLECTIONS	1000-34-3403-000000-443000	$62,549.00	$134,468.38	$0.00	-100%	
GF-NET MDSE SALE SHIP&HANDL	1000-00-0000-000000-523000	$0.00	$10.72	$0.00	0%	
GF-NET MDSE SALE CONCES MAMMTH	1000-32-3208-000000-521009	$102,766.00	$346,852.27	$280,000.00	172.5%	
GF-NET MDSE SALE CONCES S WACO	1000-33-3342-000000-521001	$8,300.00	$10,284.36	$10,000.00	20.5%	
GF-NET MDSE SALE CONCE BLEDSOE	1000-33-3343-000000-521002	$600.00	$871.13	$0.00	-100%	
GF-NET MDSE SALE CONCESS DEWEY	1000-33-3344-000000-521003	$3,700.00	$2,443.18	$3,700.00	0%	
GF-NET MDSE SALE CONCESS ATHLE	1000-33-3347-000000-521005	$2,400.00	$792.62	$600.00	-75%	
Total Operating:		**$1,821,686.00**	**$1,802,119.31**	**$2,244,523.00**	**23.2%**	
Total GENERAL FUND:		**$1,821,686.00**	**$1,802,119.31**	**$2,244,523.00**	**23.2%**	
Total General Fund:		**$1,821,686.00**	**$1,802,119.31**	**$2,244,523.00**	**23.2%**	
Waco-McLennan County Public Health District Fund						
Operating						
HLTHENVIRO-HEALTH SVC FEES	2001-51-5105-000000-441400	$29,112.70	$32,513.59	$29,113.00	0%	
HLTHSEPTIC -CHGS-SEPTIC INSTL	2001-51-5109-000000-441510	$250,359.00	$268,700.00	$250,359.00	0%	
HLTHSEPTIC -CHGS-SEPTIC MAINT	2001-51-5109-000000-441515	$101,701.00	$88,750.00	$101,701.00	0%	

Name	Account ID	FY2022 Amended Budget	FY2022 Actual	FY2023 Budgeted	FY2022 Amended Budget vs. FY2023 Budgeted (% Change)	Notes
HLTHSEPTIC -CHGS-SEPTIC OTHR	2001-51-5109-000000-441525	$6,256.00	$7,200.00	$6,256.00	0%	
HLTHVITALS -CHG-BIRTH CERTIFIC	2001-51-5112-000000-441110	$236,808.30	$254,906.35	$245,395.00	3.6%	
HLTHVITALS -CHG-DEATH CERTIFIC	2001-51-5112-000000-441120	$21,010.87	$25,754.48	$19,996.00	-4.8%	
HLTHIMM -CHGSVC- HLTH MEDICARE	2001-51-5152-000000-441410	$2,225.91	$1,833.19	$2,000.00	-10.1%	
HLTHIMM -CHGSVC- HLTH MEDICAID	2001-51-5152-000000-441420	$2,195.84	$4,763.52	$2,196.00	0%	
HLTHIMM -CHGSVC-HLTH PRIV PAY	2001-51-5152-000000-441430	$17,677.28	$41,989.00	$17,677.00	0%	
HLTHIMM -CHGS-PRIVPAY ADM DSHS	2001-51-5152-000000-441433	$7,315.81	$11,919.20	$9,316.00	27.3%	
HLTHIMM -CHGS-PRIVPAY IMM SHOT	2001-51-5152-000000-441435	$187.23	$10.40	$187.00	-0.1%	
HLTHIMM -CHGSVC-HLTH INSUR FEE	2001-51-5152-000000-441440	$27,252.67	$49,645.76	$27,253.00	0%	
HLTHIMM -CHGSVC - HEALTH CARDS	2001-51-5152-000000-441450	$9,642.40	$11,111.00	$9,642.00	0%	
HLTHIMM -CHGS-FLU&PNEUMONIA	2001-51-5152-000000-441470	$11,198.42	$18,188.76	$11,198.00	0%	
HLTHTBCONT -CHGS-HLTH MEDICAID	2001-51-5156-000000-441420	$221.04	$927.14	$621.00	180.9%	
HLTHTBCONT -CHGS-HLTH PRIV PAY	2001-51-5156-000000-441430	$742.40	$1,793.03	$954.00	28.5%	
HLTHTBCONT-CHGSVC-HLTH INS FEE	2001-51-5156-000000-441440	$123.27	$130.72	$123.00	-0.2%	
HLTHSTD -CHGSVC-HLTH CLINC LAB	2001-51-5160-000000-441300	$1,394.00	$90.00	$1,394.00	0%	
HLTHSTD -CHGSVC-HLTH SVC FEES	2001-51-5160-000000-441400	$23,758.23	$22,642.00	$23,758.00	0%	
HLTHSTD -CHGSVC- HLTH MEDICAID	2001-51-5160-000000-441420	$0.00	$674.36	$0.00	0%	
Total Operating:		**$749,182.37**	**$843,542.50**	**$759,139.00**	**1.3%**	
Total Waco-McLennan County Public Health District Fund:		**$749,182.37**	**$843,542.50**	**$759,139.00**	**1.3%**	
WATER FUND O&M						
Operating						
WATER -CHG METERED WATER SALES	5000-00-0000-000000-510100	$47,481,217.00	$41,738,501.26	$52,338,893.00	10.2%	
WATER -CHG OTHER WATER SALES	5000-00-0000-000000-510200	$4,510,813.00	$4,893,052.93	$4,510,813.00	0%	
WATER -CHG RAW WATER SALES	5000-00-0000-000000-510201	$275,000.00	$280,930.64	$275,000.00	0%	

Name	Account ID	FY2022 Amended Budget	FY2022 Actual	FY2023 Budgeted	FY2022 Amended Budget vs. FY2023 Budgeted (% Change)	Notes
WATER -CHG DAMAGED METER	5000-00-0000-000000-510202	$2,200.00	$800.00	$2,200.00	0%	
WATER -CHG SVC FIRE HYDRANT	5000-00-0000-000000-510203	$80,000.00	$93,500.00	$80,000.00	0%	
WATER -CHG BACKFLOW PREVENT	5000-00-0000-000000-510204	$1,000.00	$2,500.00	$1,000.00	0%	
WATER -CHG SVC WATER TAPS	5000-00-0000-000000-510300	$90,000.00	$89,001.00	$90,000.00	0%	
WATER -CHG SVC TURN ONS	5000-00-0000-000000-510400	$1,163,585.00	$997,329.42	$1,000,000.00	-14.1%	
WATER -CHG SVC WATER LAB FEES	5000-00-0000-000000-514000	$115,000.00	$98,470.18	$115,000.00	0%	
WATER -CHG SVC MISC CHARGE	5000-00-0000-000000-518900	$360.00	$164.93	$0.00	-100%	
Total Operating:		**$53,719,175.00**	**$48,194,250.36**	**$58,412,906.00**	**8.7%**	
Total WATER FUND O&M:		**$53,719,175.00**	**$48,194,250.36**	**$58,412,906.00**	**8.7%**	
WASTEWATER FUND O&M						
Operating						
WASTEWTR -CHG IND PTRT SURCHRG	5100-00-0000-000000-510501	$525,000.00	$680,023.07	$575,000.00	9.5%	
WASTEWTR -CHG IND PT OUTSIDE	5100-00-0000-000000-510504	$35,000.00	$66,898.50	$50,000.00	42.9%	
WASTEWTR -CHG IND PT PERMT RNW	5100-00-0000-000000-510505	$0.00	$7,950.00	$0.00	0%	
WASTEWTR -CHG IND PT FORM&ISS	5100-00-0000-000000-510507	$0.00	$1,955.00	$0.00	0%	
WASTEWTR -CHG SVC IND PT MISC	5100-00-0000-000000-510508	$20,000.00	$29,626.96	$30,000.00	50%	
WASTEWTR -CHG SEWER SERV CHRG	5100-00-0000-000000-510600	$37,434,867.00	$34,854,935.36	$39,928,353.00	6.7%	
WASTEWTR -CHG SVC SEWER TAPS	5100-00-0000-000000-510800	$75,000.00	$99,222.00	$85,000.00	13.3%	
WASTEWTR -CHG SVC MISC CHARGE	5100-00-0000-000000-518900	$270.00	$44.56	$0.00	-100%	
Total Operating:		**$38,090,137.00**	**$35,740,655.45**	**$40,668,353.00**	**6.8%**	
Total WASTEWATER FUND O&M:		**$38,090,137.00**	**$35,740,655.45**	**$40,668,353.00**	**6.8%**	
WMARSS FUND O&M						
Operating						
WMARSS O&M -CHGSVC WW TREATMNT	5160-00-0000-000000-513100	$9,732,889.00	$6,989,369.04	$9,732,889.00	0%	
WMARSS-CHG SVC WM OUTSIDE CUST	5160-00-0000-000000-513105	$600,000.00	$661,296.23	$600,000.00	0%	
WMARSS O&M -CHGSVC CAPITAL RAT	5160-00-0000-000000-513110	$2,610,941.00	$2,359,350.59	$3,805,321.00	45.7%	

Name	Account ID	FY2022 Amended Budget	FY2022 Actual	FY2023 Budgeted	FY2022 Amended Budget vs. FY2023 Budgeted (% Change)	Notes
WMARSS O&M -CHGSVC CAPACITY	5160-00-0000-000000-513115	$613,029.00	$535,527.58	$732,631.00	19.5%	
Total Operating:		**$13,556,859.00**	**$10,545,543.44**	**$14,870,841.00**	**9.7%**	
Total WMARSS FUND O&M:		**$13,556,859.00**	**$10,545,543.44**	**$14,870,841.00**	**9.7%**	
SOLID WASTE FUND O&M						
Operating						
SOLID WAST -CHG MISC COMMERCL	5200-00-0000-000000-510901	$4,546,978.00	$4,136,693.93	$5,178,000.00	13.9%	
SOLID WAST -CHG MISC RESIDENTL	5200-00-0000-000000-510902	$10,634,187.00	$9,365,131.15	$11,758,000.00	10.6%	
SOLWASTE -CHG SVC MISC ROLLOFF	5200-00-0000-000000-510903	$670,475.00	$1,472,665.00	$1,476,000.00	120.1%	
SOLWASTE -CHGSVC MISC LANDFILL	5200-00-0000-000000-510904	$6,651,786.00	$8,226,062.01	$8,347,000.00	25.5%	
SOLID WAST -CHGSVC MISC CHARG	5200-00-0000-000000-510905	$0.00	$69,348.53	$0.00	0%	
SOLWAST -CHGSVC MISC RECYCLING	5200-00-0000-000000-510906	$78,267.00	$144,555.79	$78,267.00	0%	
SOLID WAST -CHGSVC MISC EWASTE	5200-00-0000-000000-510908	$122.00	$293.80	$122.00	0%	
SOLID WAST -CHGSVC MISC CHARG	5200-00-0000-000000-518900	$4,362.00	$1,999.40	$4,362.00	0%	
Total Operating:		**$22,586,177.00**	**$23,416,749.61**	**$26,841,751.00**	**18.8%**	
Total SOLID WASTE FUND O&M:		**$22,586,177.00**	**$23,416,749.61**	**$26,841,751.00**	**18.8%**	
AIRPORT FUND O&M						
Operating						
AIRPORT -CHG SVC FLOWAGE FEES	5300-00-0000-000000-511000	$89,034.86	$95,511.24	$92,178.00	3.5%	
AIRPORT -CHGSVC CARGO HANGER	5300-00-0000-000000-511110	$395,013.50	$377,420.33	$395,014.00	0%	
AIRPORT -CHG SVC ARRIV AREA	5300-00-0000-000000-511120	$120,046.60	$102,512.80	$122,658.00	2.2%	
AIRPORT -CHG SVC LANDING FEES	5300-00-0000-000000-511200	$26,478.55	$35,227.07	$29,779.00	12.5%	
AIRPORT -CHG SVC PASS FACILITY	5300-00-0000-000000-511700	$188,700.00	$0.00	$188,700.00	0%	
Total Operating:		**$819,273.51**	**$610,671.44**	**$828,329.00**	**1.1%**	
Total AIRPORT FUND O&M:		**$819,273.51**	**$610,671.44**	**$828,329.00**	**1.1%**	
CONVENTION SERVICES FUND						
Operating						
CONV SVC -CHGSVC REAL EST RENT	5400-00-0000-000000-511300	$900,200.00	$692,299.98	$760,965.00	-15.5%	

Name	Account ID	FY2022 Amended Budget	FY2022 Actual	FY2023 Budgeted	FY2022 Amended Budget vs. FY2023 Budgeted (% Change)	Notes
CONV SVC -CHG SVC CATERING	5400-00-0000-000000-511500	$250,000.00	$39,610.98	$100,000.00	-60%	
CONV SVC -CHGSVC OUTSIDE CATER	5400-00-0000-000000-511501	$98,900.00	$121,931.59	$77,833.00	-21.3%	
CONV SVC -NET MER SALE CONCESS	5400-00-0000-000000-521000	$39,100.00	$8,439.41	$15,000.00	-61.6%	
CONV SVC -NET MERCH SALES	5400-00-0000-000000-522000	$65,700.00	$54,867.51	$75,000.00	14.2%	
CONV SVC -NET MERCH-SHIP&HANDL	5400-00-0000-000000-523000	$0.00	-$500.53	$0.00	0%	
CONV SVC -BAR REV - BEER	5400-00-0000-000000-524001	$97,900.00	$42,016.02	$63,000.00	-35.6%	
CONV SVC -BAR REV - WINE	5400-00-0000-000000-524002	$72,200.00	$9,380.22	$25,000.00	-65.4%	
CONV SVC -BAR REV - LIQUOR	5400-00-0000-000000-524003	$78,200.00	$107,192.90	$100,000.00	27.9%	
CONV SVC -BAR REV - TIPS	5400-00-0000-000000-524010	$34,000.00	$21,880.94	$20,000.00	-41.2%	
Total Operating:		**$1,636,200.00**	**$1,097,119.02**	**$1,236,798.00**	**-24.4%**	
Total CONVENTION SERVICES FUND:		**$1,636,200.00**	**$1,097,119.02**	**$1,236,798.00**	**-24.4%**	
RANGER HALL OF FAME O&M						
Operating						
RHOF -CHG SVC REAL ESTATE RENT	5500-00-0000-000000-511300	$79,200.00	$57,914.00	$59,485.00	-24.9%	
RHOF -CHG SVC ADMISSIONS	5500-00-0000-000000-511600	$313,887.40	$276,369.00	$346,190.00	10.3%	
RHOF -NET MERCHANDISE SALES	5500-00-0000-000000-522000	$276,625.00	$267,992.75	$276,625.00	0%	
RHOF -NET MDSE SALE SHIP&HANDL	5500-00-0000-000000-523000	-$140.00	$283.72	-$140.00	0%	
Total Operating:		**$669,572.40**	**$602,559.47**	**$682,160.00**	**1.9%**	
Total RANGER HALL OF FAME O&M:		**$669,572.40**	**$602,559.47**	**$682,160.00**	**1.9%**	
WACO TRANSIT SYSTEM						
Operating						
WACO TRANS - REG BUS FEES	5600-00-0000-000000-511800	-$79.56	$0.00	$0.00	-100%	
WACOTRANS -CHGSVC BUS FULLFARE	5600-00-0000-000000-511801	$240,314.80	$141,816.78	$240,367.00	0%	
WACO TRANS -BUS MONTHLY PASS	5600-00-0000-000000-511805	$105,084.60	$90,894.71	$145,210.00	38.2%	
WACO TRANS -CHGSVC BUS ADA VAN	5600-00-0000-000000-511806	$164,697.30	$109,488.76	$152,671.00	-7.3%	

Name	Account ID	FY2022 Amended Budget	FY2022 Actual	FY2023 Budgeted	FY2022 Amended Budget vs. FY2023 Budgeted (% Change)	Notes
WACO TRANS -CHGSVC BUS IDCARD	5600-00-0000-000000-511814	$845.08	$440.00	$845.00	0%	
WACO TRANS -CHGSVC BUS CHARTR	5600-00-0000-000000-511900	$703.80	$83,449.56	$86,443.00	12,182.3%	
WACO TRANS -CHG SVC REG MAINT	5600-00-0000-000000-513200	$107,538.90	$61,239.71	$124,292.00	15.6%	
WACOTRAN -CHGSVC REG SCHEDULIN	5600-00-0000-000000-513300	$50,094.00	$28,392.00	$76,679.00	53.1%	
Total Operating:		**$669,198.92**	**$515,721.52**	**$826,507.00**	**23.5%**	
Total WACO TRANSIT SYSTEM:		**$669,198.92**	**$515,721.52**	**$826,507.00**	**23.5%**	
RURAL TRANSIT SERVICES						
Operating						
RURAL TRAN -CHGSVC REG BUS FEE	5601-00-0000-000000-511800	$51,382.64	$48,264.84	$57,917.00	12.7%	
RURAL TRAN-CHGSVC BUS MARLINRT	5601-00-0000-000000-511816	$33,988.97	$0.00	$0.00	-100%	
RURAL TRAN -CHGSVC REG SCHEDUL	5601-00-0000-000000-513300	$24,336.67	$19,428.00	$28,460.00	16.9%	
Total Operating:		**$109,708.28**	**$67,692.84**	**$86,377.00**	**-21.3%**	
Total RURAL TRANSIT SERVICES:		**$109,708.28**	**$67,692.84**	**$86,377.00**	**-21.3%**	
CAMERON PARK ZOO FUND						
Operating						
ZOO FUND -CHG SVC ADMISSIONS	5700-00-0000-000000-511600	$2,338,870.00	$2,239,438.86	$2,673,119.00	14.3%	
ZOO -CHG SVC ZOO ADVENT CAMP	5700-00-0000-000000-511610	$39,320.00	$55,348.28	$42,610.00	8.4%	
ZOO -NET MERCH SALE CONCESSION	5700-00-0000-000000-521000	$485,110.00	$449,551.96	$875,000.00	80.4%	
ZOO -Merchandise Sales	5700-00-0000-000000-522000	$903,320.00	$805,706.31	$903,320.00	0%	
Total Operating:		**$3,766,620.00**	**$3,550,045.41**	**$4,494,049.00**	**19.3%**	
Total CAMERON PARK ZOO FUND:		**$3,766,620.00**	**$3,550,045.41**	**$4,494,049.00**	**19.3%**	
COTTONWOOD CREEK GOLF COURSE						
Operating						
GOLF -CHGVC-REC FEE MEMBERSHIP	5800-00-0000-000000-442100	$83,960.00	$96,400.00	$92,260.00	9.9%	
GOLF COURS -CHG SVC RANGE FEE	5800-00-0000-000000-513001	$207,286.90	$185,945.27	$217,651.00	5%	
GOLF COURS -CHG SVC CART FEE	5800-00-0000-000000-513002	$447,468.00	$418,373.84	$489,841.00	9.5%	

Name	Account ID	FY2022 Amended Budget	FY2022 Actual	FY2023 Budgeted	FY2022 Amended Budget vs. FY2023 Budgeted (% Change)	Notes
GOLF COURS -CHG SVC GREEN FEE	5800-00-0000-000000-513003	$856,547.20	$847,598.42	$929,374.00	8.5%	
GOLF -CHG SVC GOLD LESSONS	5800-00-0000-000000-513004	$824.09	-$550.00	$3,000.00	264%	
GOLF -NET MDSE SALE CONCESSION	5800-00-0000-000000-521000	$107,969.70	$133,783.73	$145,000.00	34.3%	
GOLF -NET MDSE SALES	5800-00-0000-000000-522000	$522,448.40	$433,232.75	$508,000.00	-2.8%	
GOLF -NET MDSE SALES BAR	5800-00-0000-000000-524000	$114,040.30	$127,717.17	$135,000.00	18.4%	
GOLF -NET MDSE SALE BARREV DIS	5800-00-0000-000000-525000	-$32,550.65	-$23,865.77	-$35,000.00	7.5%	
Total Operating:		**$2,307,993.94**	**$2,218,635.41**	**$2,485,126.00**	**7.7%**	
Total COTTONWOOD CREEK GOLF COURSE:		**$2,307,993.94**	**$2,218,635.41**	**$2,485,126.00**	**7.7%**	
DRAINAGE FUND						
Operating						
STORM O&M - CHG FOR SERV CNTRA	5900-00-0000-000000-515000	-$175,000.00	$0.00	-$175,000.00	0%	
STORM O&M - CHG FOR SERV	5900-00-0000-000000-515001	$5,885,258.00	$4,819,382.87	$7,537,680.00	28.1%	
Total Operating:		**$5,710,258.00**	**$4,819,382.87**	**$7,362,680.00**	**28.9%**	
Total DRAINAGE FUND:		**$5,710,258.00**	**$4,819,382.87**	**$7,362,680.00**	**28.9%**	
Internal Service Funds						
RISK MANAGEMENT FUND						
Operating						
INSUR -CHG SVC INSUR	6001-00-0000-000000-512000	$4,675,119.00	$4,184,470.10	$5,529,382.00	18.3%	
Total Operating:		**$4,675,119.00**	**$4,184,470.10**	**$5,529,382.00**	**18.3%**	
Total RISK MANAGEMENT FUND:		**$4,675,119.00**	**$4,184,470.10**	**$5,529,382.00**	**18.3%**	
EMPLOYEE HEALTH INSURANCE FUND						
Operating						
HEALTH-INS -EE HEALTH DEDUCT	6002-00-0000-000000-512100	$3,481,850.00	$2,690,573.22	$3,481,850.00	0%	
HEALTH-INS -CITY HEALTH CONTR	6002-00-0000-000000-512200	$11,033,629.00	$10,195,376.27	$12,731,177.00	15.4%	
HEALTH-INS -CITY RETIRE CONTR	6002-00-0000-000000-512300	$367,789.00	$266,973.67	$367,789.00	0%	
HEALTH-INS -CITY COBRA CONTRI	6002-00-0000-000000-512400	$106,786.00	$39,848.60	$106,786.00	0%	
Total Operating:		**$14,990,054.00**	**$13,192,771.76**	**$16,687,602.00**	**11.3%**	

Name	Account ID	FY2022 Amended Budget	FY2022 Actual	FY2023 Budgeted	FY2022 Amended Budget vs. FY2023 Budgeted (% Change)	Notes
Total EMPLOYEE HEALTH INSURANCE FUND:		**$14,990,054.00**	**$13,192,771.76**	**$16,687,602.00**	**11.3%**	
FLEET SERVICES FUND						
Operating						
FLEET SVC -CHG SVC EQUIP SERVC	6004-00-0000-000000-512800	$2,000,000.00	$1,653,790.63	$2,600,000.00	30%	
Total Operating:		**$2,000,000.00**	**$1,653,790.63**	**$2,600,000.00**	**30%**	
Total FLEET SERVICES FUND:		**$2,000,000.00**	**$1,653,790.63**	**$2,600,000.00**	**30%**	
INFOTECH						
Operating						
INFOTECH -CHG SVC IT SRVC	6005-00-0000-000000-512500	$0.00	$0.00	$7,691,911.00	N/A	
Total Operating:		**$0.00**	**$0.00**	**$7,691,911.00**	**N/A**	
Total INFOTECH:		**$0.00**	**$0.00**	**$7,691,911.00**	**N/A**	
Proprietary Vehicle and Equipment Replacement Fund						
Operating						
PRP V&E RPL -CHRG SERV ENT VEH	6006-00-0000-000000-512850		$0.00	$393,785.00	N/A	
Total Operating:			**$0.00**	**$393,785.00**	**N/A**	
Total Proprietary Vehicle and Equipment Replacement Fund:			**$0.00**	**$393,785.00**	**N/A**	
Total Internal Service Funds:		**$21,665,173.00**	**$19,031,032.49**	**$32,902,680.00**	**51.9%**	
Total:		**$167,877,214.42**	**$153,055,721.14**	**$194,702,219.00**	**16%**	

Revenues by Source

Projected 2023 Revenues by Source

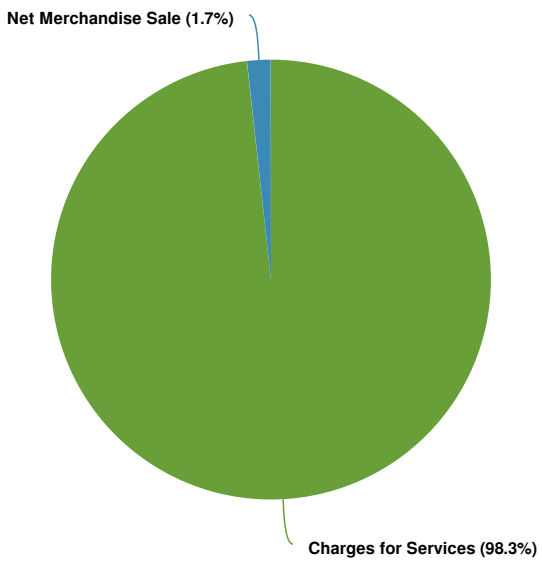

Budgeted and Historical 2023 Revenues by Source

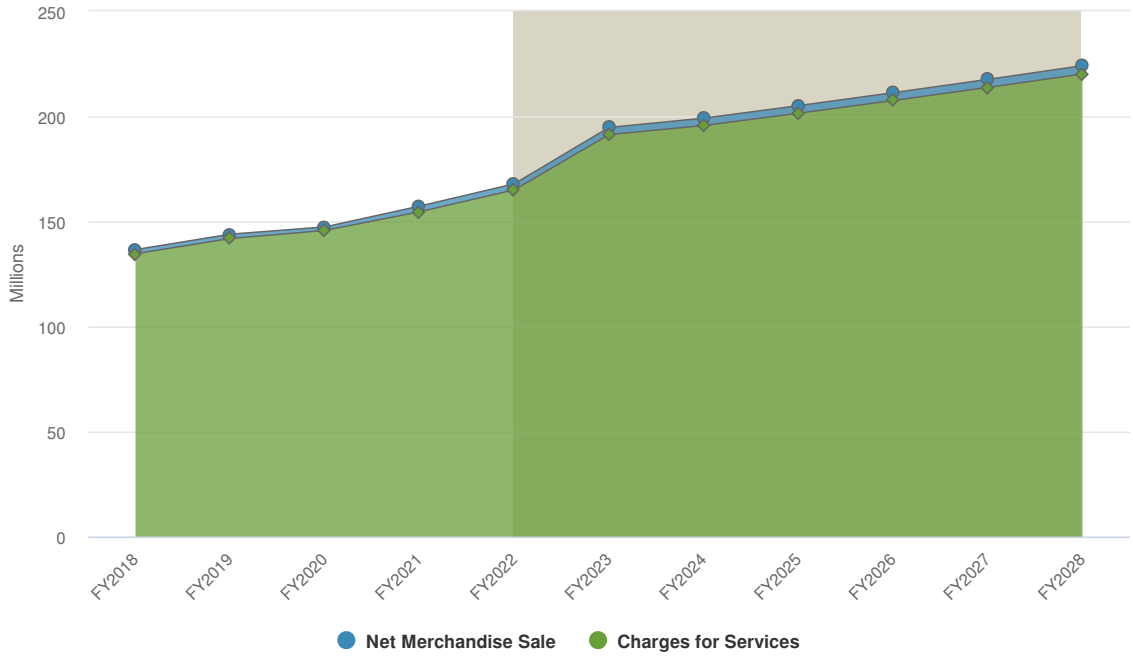

Grey background indicates budgeted figures.

Name	Account ID	FY2022 Amended Budget	FY2022 Actual	FY2023 Budgeted	FY2022 Amended Budget vs. FY2023 Budgeted (% Change)	Notes
Revenue Source						
Operating						
Charges for Services						
GF-CHG SVC ADMISS MAMMOTH	1000-00-0000-000000-442309	$0.00	$800.00	$0.00	0%	
GF-CHG SVC-LIB LOST/DMGD CENT	1000-00-0000-000000-444301	$0.00	-$16.49	$0.00	0%	
GF-CHGSVC-ANIMAL PICKUP CHG	1000-00-0000-000000-445100	$0.00	$13,199.68	$0.00	0%	
GF-CHG SVC ASHEL SURRENDER	1000-00-0000-000000-445220	$0.00	$11,204.01	$0.00	0%	
GF-CHG SVC ASHEL VACINATION	1000-00-0000-000000-445230	$0.00	$1,608.01	$0.00	0%	
GF-CHG SVC ASHEL BOARDING	1000-00-0000-000000-445240	$0.00	$7,622.11	$0.00	0%	
GF-CHG SVC ASHEL BITE QUARA	1000-00-0000-000000-445250	$0.00	$104.01	$0.00	0%	
GF-CHRG FOR SERV ASHEL PICKUP	1000-00-0000-000000-445260	$0.00	$5,499.01	$0.00	0%	
GF-CHRG SVC ASHEL OWNREQ EUTH	1000-00-0000-000000-445270	$0.00	$104.01	$0.00	0%	
GF-CHRG FOR SERV RECLAIM FEE	1000-00-0000-000000-445280	$0.00	$3,199.01	$0.00	0%	
GF-CHG SVC RABIES TESTING	1000-00-0000-000000-445290	$0.00	$104.01	$0.00	0%	
GF-CHARGES FOR SVC-GRAPHICS	1000-00-0000-000000-447000	$0.00	$67,088.31	$0.00	0%	
GF-CHRG FOR SVC-POLICE SECUR	1000-00-0000-000000-449000	$0.00	$52,811.47	$0.00	0%	
GF-CHGVC-WEED MOW COLLECTIONS	1000-08-0803-000000-443000	$0.00	$0.00	$69,249.00	N/A	
GF-CHARGES FOR SVC-GRAPHICS	1000-10-1002-000000-447000	$77,099.00	$0.00	$70,000.00	-9.2%	
GF-CHGSVC-ANIMAL PICKUP CHG	1000-20-2007-000000-445100	$15,600.00	$1,090.00	$15,600.00	0%	
GF-CHGSVC ANIML SHLTR OUTSIDE	1000-20-2007-000000-445210	$293,503.00	$256,491.90	$572,180.00	94.9%	
GF-CHG SVC ASHEL SURRENDER	1000-20-2007-000000-445220	$39,087.00	$6,550.00	$39,087.00	0%	
GF-CHG SVC ASHEL BOARDING	1000-20-2007-000000-445240	$1,597.00	$4,360.00	$1,597.00	0%	
GF-CHRG FOR SERV ASHEL PICKUP	1000-20-2007-000000-445260	$15,780.00	-$351.60	$15,780.00	0%	
GF-CHRG FOR SERV RECLAIM FEE	1000-20-2007-000000-445280	$14,226.00	$1,200.00	$14,226.00	0%	
GF-CHG SVC ASHEL VACINATION	1000-20-2014-000000-445230	$4,040.00	$851.75	$4,040.00	0%	

Name	Account ID	FY2022 Amended Budget	FY2022 Actual	FY2023 Budgeted	FY2022 Amended Budget vs. FY2023 Budgeted (% Change)	Notes
GF-CHG SVC ASHEL BITE QUARA	1000-20-2014-000000-445250	$18,243.00	$360.00	$18,243.00	0%	
GF-CHG SVC RABIES TESTING	1000-20-2014-000000-445290	$380.00	$0.00	$380.00	0%	
GF-CHRG FOR SVC-POLICE SECUR	1000-23-2302-000000-449000	$0.00	$0.00	$63,119.00	N/A	
GF-CHG SVC-INTERLIB LN POSTG	1000-31-3101-000000-444500	$1,800.00	$1,093.10	$1,800.00	0%	
CHG FOR SVC - LIB NON RESIDENT	1000-31-3101-000000-444501	$4,800.00	$4,440.20	$4,800.00	0%	
GF-CHG SVC-LIBR FINE CENTRAL	1000-31-3105-000000-444101	$31,800.00	$14,779.25	$31,800.00	0%	
GF-CHG SVC-LIB LOST/DMGD CENT	1000-31-3105-000000-444301	$9,800.00	$9,072.08	$9,800.00	0%	
GF-CHGVC - LIB COPIES CENTRAL	1000-31-3105-000000-444401	$13,100.00	$7,548.49	$13,100.00	0%	
GF-CHG SVC-LIBR FINE W WACO	1000-31-3106-000000-444103	$25,300.00	$14,068.46	$25,300.00	0%	
GF-CHG SVC-LIB LOST/DMGD WEST	1000-31-3106-000000-444303	$7,600.00	$7,734.96	$7,600.00	0%	
GF-CHGSVC - LIB COPIES WEST	1000-31-3106-000000-444403	$14,300.00	$7,698.69	$14,300.00	0%	
GF-CHG SVC-LIBR FINE E WACO	1000-31-3107-000000-444102	$5,800.00	$2,499.14	$5,800.00	0%	
GF-CHG SVC-LIB LOST/DMGD EAST	1000-31-3107-000000-444302	$2,000.00	$1,467.42	$2,000.00	0%	
GF-CHGSVC - LIB COPIES EAST	1000-31-3107-000000-444402	$6,300.00	$5,208.09	$6,300.00	0%	
GF-CHG SVC-LIBR FINE SO WACO	1000-31-3108-000000-444105	$5,700.00	$2,497.85	$5,700.00	0%	
GF-CHG SVC-LIB LST/DMGD SOUTH	1000-31-3108-000000-444305	$2,000.00	$1,464.82	$2,000.00	0%	
GF-CHGSVC - LIB COPIES SOUTH	1000-31-3108-000000-444405	$3,900.00	$3,148.34	$3,900.00	0%	
GF -CHGS SVC -FACIL IMPROV FEE	1000-32-3201-000000-442211	$30,400.00	$16,494.27	$30,400.00	0%	
GF-CHG FOR SVC-GROUND MAINT	1000-32-3201-000000-446000	$58,469.00	$48,724.20	$59,600.00	1.9%	
GF-CHG SVC ADMISS MAMMOTH	1000-32-3208-000000-442309	$394,600.00	$308,695.00	$394,600.00	0%	
GF-CHGVC- REC FEE SO WACO CTR	1000-33-3342-000000-442201	$94,900.00	$97,165.48	$94,900.00	0%	
GF-CHGVC-REC FEE BLED MIL CTR	1000-33-3343-000000-442202	$53,900.00	$56,217.41	$53,900.00	0%	
GF-CHGSVC-REC FEE DEWEY CTR	1000-33-3344-000000-442203	$97,200.00	$58,149.75	$53,900.00	-44.5%	
GF-CHRG FOR SERV ADMISS DEWEY	1000-33-3344-000000-442303	$1,200.00	$0.00	$0.00	-100%	

Name	Account ID	FY2022 Amended Budget	FY2022 Actual	FY2023 Budgeted	FY2022 Amended Budget vs. FY2023 Budgeted (% Change)	Notes
GF-CHGSVC-REC FEE ATHLETICS	1000-33-3347-000000-442205	$171,500.00	$140,675.45	$171,500.00	0%	
GF-CHG SVC ADMISS ATHLETICS	1000-33-3347-000000-442305	$43,722.00	$34,620.00	$43,722.00	0%	
GF-CHG SVC-REC FEE SPEC EVENT	1000-33-3361-000000-442207	$58,225.00	$29,055.00	$30,000.00	-48.5%	
GF-CHG SVC ADMISS SPEC EVNT	1000-33-3361-000000-442307	$23,500.00	$0.00	$0.00	-100%	
GF-CHGVC-WEED MOW COLLECTIONS	1000-34-3403-000000-443000	$62,549.00	$134,468.38	$0.00	-100%	
HLTHENVIRO-HEALTH SVC FEES	2001-51-5105-000000-441400	$29,112.70	$32,513.59	$29,113.00	0%	
HLTHSEPTIC -CHGS-SEPTIC INSTL	2001-51-5109-000000-441510	$250,359.00	$268,700.00	$250,359.00	0%	
HLTHSEPTIC -CHGS-SEPTIC MAINT	2001-51-5109-000000-441515	$101,701.00	$88,750.00	$101,701.00	0%	
HLTHSEPTIC -CHGS-SEPTIC OTHR	2001-51-5109-000000-441525	$6,256.00	$7,200.00	$6,256.00	0%	
HLTHVITALS -CHG-BIRTH CERTIFIC	2001-51-5112-000000-441110	$236,808.30	$254,906.35	$245,395.00	3.6%	
HLTHVITALS -CHG-DEATH CERTIFIC	2001-51-5112-000000-441120	$21,010.87	$25,754.48	$19,996.00	-4.8%	
HLTHIMM -CHGSVC-HLTH MEDICARE	2001-51-5152-000000-441410	$2,225.91	$1,833.19	$2,000.00	-10.1%	
HLTHIMM -CHGSVC-HLTH MEDICAID	2001-51-5152-000000-441420	$2,195.84	$4,763.52	$2,196.00	0%	
HLTHIMM -CHGSVC-HLTH PRIV PAY	2001-51-5152-000000-441430	$17,677.28	$41,989.00	$17,677.00	0%	
HLTHIMM -CHGS-PRIVPAY ADM DSHS	2001-51-5152-000000-441433	$7,315.81	$11,919.20	$9,316.00	27.3%	
HLTHIMM -CHGS-PRIVPAY IMM SHOT	2001-51-5152-000000-441435	$187.23	$10.40	$187.00	-0.1%	
HLTHIMM -CHGSVC-HLTH INSUR FEE	2001-51-5152-000000-441440	$27,252.67	$49,645.76	$27,253.00	0%	
HLTHIMM -CHGSVC -HEALTH CARDS	2001-51-5152-000000-441450	$9,642.40	$11,111.00	$9,642.00	0%	
HLTHIMM -CHGS-FLU&PNEUMONIA	2001-51-5152-000000-441470	$11,198.42	$18,188.76	$11,198.00	0%	
HLTHTBCONT -CHGS-HLTH MEDICAID	2001-51-5156-000000-441420	$221.04	$927.14	$621.00	180.9%	
HLTHTBCONT -CHGS-HLTH PRIV PAY	2001-51-5156-000000-441430	$742.40	$1,793.03	$954.00	28.5%	
HLTHTBCONT-CHGSVC-HLTH INS FEE	2001-51-5156-000000-441440	$123.27	$130.72	$123.00	-0.2%	
HLTHSTD -CHGSVC-HLTH CLINC LAB	2001-51-5160-000000-441300	$1,394.00	$90.00	$1,394.00	0%	
HLTHSTD -CHGSVC-HLTH SVC FEES	2001-51-5160-000000-441400	$23,758.23	$22,642.00	$23,758.00	0%	

Name	Account ID	FY2022 Amended Budget	FY2022 Actual	FY2023 Budgeted	FY2022 Amended Budget vs. FY2023 Budgeted (% Change)	Notes
HLTHSTD -CHGSVC-HLTH MEDICAID	2001-51-5160-000000-441420	$0.00	$674.36	$0.00	0%	
WATER -CHG METERED WATER SALES	5000-00-0000-000000-510100	$47,481,217.00	$41,738,501.26	$52,338,893.00	10.2%	
WATER -CHG OTHER WATER SALES	5000-00-0000-000000-510200	$4,510,813.00	$4,893,052.93	$4,510,813.00	0%	
WATER -CHG RAW WATER SALES	5000-00-0000-000000-510201	$275,000.00	$280,930.64	$275,000.00	0%	
WATER -CHG DAMAGED METER	5000-00-0000-000000-510202	$2,200.00	$800.00	$2,200.00	0%	
WATER -CHG SVC FIRE HYDRANT	5000-00-0000-000000-510203	$80,000.00	$93,500.00	$80,000.00	0%	
WATER -CHG BACKFLOW PREVENT	5000-00-0000-000000-510204	$1,000.00	$2,500.00	$1,000.00	0%	
WATER -CHG SVC WATER TAPS	5000-00-0000-000000-510300	$90,000.00	$89,001.00	$90,000.00	0%	
WATER -CHG SVC TURN ONS	5000-00-0000-000000-510400	$1,163,585.00	$997,329.42	$1,000,000.00	-14.1%	
WATER -CHG SVC WATER LAB FEES	5000-00-0000-000000-514000	$115,000.00	$98,470.18	$115,000.00	0%	
WATER -CHG SVC MISC CHARGE	5000-00-0000-000000-518900	$360.00	$164.93	$0.00	-100%	
WASTEWTR -CHG IND PTRT SURCHRG	5100-00-0000-000000-510501	$525,000.00	$680,023.07	$575,000.00	9.5%	
WASTEWTR -CHG IND PT OUTSIDE	5100-00-0000-000000-510504	$35,000.00	$66,898.50	$50,000.00	42.9%	
WASTEWTR -CHG IND PT PERMT RNW	5100-00-0000-000000-510505	$0.00	$7,950.00	$0.00	0%	
WASTEWTR -CHG IND PT FORM&ISS	5100-00-0000-000000-510507	$0.00	$1,955.00	$0.00	0%	
WASTEWTR -CHG SVC IND PT MISC	5100-00-0000-000000-510508	$20,000.00	$29,626.96	$30,000.00	50%	
WASTEWTR -CHG SEWER SERV CHRG	5100-00-0000-000000-510600	$37,434,867.00	$34,854,935.36	$39,928,353.00	6.7%	
WASTEWTR -CHG SVC SEWER TAPS	5100-00-0000-000000-510800	$75,000.00	$99,222.00	$85,000.00	13.3%	
WASTEWTR -CHG SVC MISC CHARGE	5100-00-0000-000000-518900	$270.00	$44.56	$0.00	-100%	
WMARSS O&M -CHGSVC WW TREATMNT	5160-00-0000-000000-513100	$9,732,889.00	$6,989,369.04	$9,732,889.00	0%	
WMARSS-CHG SVC WM OUTSIDE CUST	5160-00-0000-000000-513105	$600,000.00	$661,296.23	$600,000.00	0%	
WMARSS O&M -CHGSVC CAPITAL RAT	5160-00-0000-000000-513110	$2,610,941.00	$2,359,350.59	$3,805,321.00	45.7%	
WMARSS O&M -CHGSVC CAPACITY	5160-00-0000-000000-513115	$613,029.00	$535,527.58	$732,631.00	19.5%	
SOLID WAST -CHG MISC COMMERCL	5200-00-0000-000000-510901	$4,546,978.00	$4,136,693.93	$5,178,000.00	13.9%	

Name	Account ID	FY2022 Amended Budget	FY2022 Actual	FY2023 Budgeted	FY2022 Amended Budget vs. FY2023 Budgeted (% Change)	Notes
SOLID WAST -CHG MISC RESIDENTL	5200-00-0000-000000-510902	$10,634,187.00	$9,365,131.15	$11,758,000.00	10.6%	
SOLWASTE -CHG SVC MISC ROLLOFF	5200-00-0000-000000-510903	$670,475.00	$1,472,665.00	$1,476,000.00	120.1%	
SOLWASTE -CHGSVC MISC LANDFILL	5200-00-0000-000000-510904	$6,651,786.00	$8,226,062.01	$8,347,000.00	25.5%	
SOLID WAST -CHGSVC MISC CHARG	5200-00-0000-000000-510905	$0.00	$69,348.53	$0.00	0%	
SOLWAST -CHGSVC MISC RECYCLING	5200-00-0000-000000-510906	$78,267.00	$144,555.79	$78,267.00	0%	
SOLID WAST -CHGSVC MISC EWASTE	5200-00-0000-000000-510908	$122.00	$293.80	$122.00	0%	
SOLID WAST -CHGSVC MISC CHARG	5200-00-0000-000000-518900	$4,362.00	$1,999.40	$4,362.00	0%	
AIRPORT -CHG SVC FLOWAGE FEES	5300-00-0000-000000-511000	$89,034.86	$95,511.24	$92,178.00	3.5%	
AIRPORT -CHGSVC CARGO HANGER	5300-00-0000-000000-511110	$395,013.50	$377,420.33	$395,014.00	0%	
AIRPORT -CHG SVC ARRIV AREA	5300-00-0000-000000-511120	$120,046.60	$102,512.80	$122,658.00	2.2%	
AIRPORT -CHG SVC LANDING FEES	5300-00-0000-000000-511200	$26,478.55	$35,227.07	$29,779.00	12.5%	
AIRPORT -CHG SVC PASS FACILITY	5300-00-0000-000000-511700	$188,700.00	$0.00	$188,700.00	0%	
CONV SVC -CHGSVC REAL EST RENT	5400-00-0000-000000-511300	$900,200.00	$692,299.98	$760,965.00	-15.5%	
CONV SVC -CHG SVC CATERING	5400-00-0000-000000-511500	$250,000.00	$39,610.98	$100,000.00	-60%	
CONV SVC -CHGSVC OUTSIDE CATER	5400-00-0000-000000-511501	$98,900.00	$121,931.59	$77,833.00	-21.3%	
RHOF -CHG SVC REAL ESTATE RENT	5500-00-0000-000000-511300	$79,200.00	$57,914.00	$59,485.00	-24.9%	
RHOF -CHG SVC ADMISSIONS	5500-00-0000-000000-511600	$313,887.40	$276,369.00	$346,190.00	10.3%	
WACO TRANS - REG BUS FEES	5600-00-0000-000000-511800	-$79.56	$0.00	$0.00	-100%	
WACOTRANS -CHGSVC BUS FULLFARE	5600-00-0000-000000-511801	$240,314.80	$141,816.78	$240,367.00	0%	
WACO TRANS -BUS MONTHLY PASS	5600-00-0000-000000-511805	$105,084.60	$90,894.71	$145,210.00	38.2%	
WACO TRANS -CHGSVC BUS ADA VAN	5600-00-0000-000000-511806	$164,697.30	$109,488.76	$152,671.00	-7.3%	
WACO TRANS -CHGSVC BUS IDCARD	5600-00-0000-000000-511814	$845.08	$440.00	$845.00	0%	
WACO TRANS -CHGSVC BUS CHARTR	5600-00-0000-000000-511900	$703.80	$83,449.56	$86,443.00	12,182.3%	
WACO TRANS -CHG SVC REG MAINT	5600-00-0000-000000-513200	$107,538.90	$61,239.71	$124,292.00	15.6%	

Name	Account ID	FY2022 Amended Budget	FY2022 Actual	FY2023 Budgeted	FY2022 Amended Budget vs. FY2023 Budgeted (% Change)	Notes
WACOTRAN -CHGSVC REG SCHEDULIN	5600-00-0000-000000-513300	$50,094.00	$28,392.00	$76,679.00	53.1%	
RURAL TRAN -CHGSVC REG BUS FEE	5601-00-0000-000000-511800	$51,382.64	$48,264.84	$57,917.00	12.7%	
RURAL TRAN-CHGSVC BUS MARLINRT	5601-00-0000-000000-511816	$33,988.97	$0.00	$0.00	-100%	
RURAL TRAN -CHGSVC REG SCHEDUL	5601-00-0000-000000-513300	$24,336.67	$19,428.00	$28,460.00	16.9%	
ZOO FUND -CHG SVC ADMISSIONS	5700-00-0000-000000-511600	$2,338,870.00	$2,239,438.86	$2,673,119.00	14.3%	
ZOO -CHG SVC ZOO ADVENT CAMP	5700-00-0000-000000-511610	$39,320.00	$55,348.28	$42,610.00	8.4%	
GOLF -CHGVC-REC FEE MEMBERSHIP	5800-00-0000-000000-442100	$83,960.00	$96,400.00	$92,260.00	9.9%	
GOLF COURS -CHG SVC RANGE FEE	5800-00-0000-000000-513001	$207,286.90	$185,945.27	$217,651.00	5%	
GOLF COURS -CHG SVC CART FEE	5800-00-0000-000000-513002	$447,468.00	$418,373.84	$489,841.00	9.5%	
GOLF COURS -CHG SVC GREEN FEE	5800-00-0000-000000-513003	$856,547.20	$847,598.42	$929,374.00	8.5%	
GOLF -CHG SVC GOLD LESSONS	5800-00-0000-000000-513004	$824.09	-$550.00	$3,000.00	264%	
STORM O&M - CHG FOR SERV CNTRA	5900-00-0000-000000-515000	-$175,000.00	$0.00	-$175,000.00	0%	
STORM O&M - CHG FOR SERV	5900-00-0000-000000-515001	$5,885,258.00	$4,819,382.87	$7,537,680.00	28.1%	
INSUR -CHG SVC INSUR	6001-00-0000-000000-512000	$4,675,119.00	$4,184,470.10	$5,529,382.00	18.3%	
HEALTH-INS -EE HEALTH DEDUCT	6002-00-0000-000000-512100	$3,481,850.00	$2,690,573.22	$3,481,850.00	0%	
HEALTH-INS -CITY HEALTH CONTR	6002-00-0000-000000-512200	$11,033,629.00	$10,195,376.27	$12,731,177.00	15.4%	
HEALTH-INS -CITY RETIRE CONTR	6002-00-0000-000000-512300	$367,789.00	$266,973.67	$367,789.00	0%	
HEALTH-INS -CITY COBRA CONTRI	6002-00-0000-000000-512400	$106,786.00	$39,848.60	$106,786.00	0%	
FLEET SVC -CHG SVC EQUIP SERVC	6004-00-0000-000000-512800	$2,000,000.00	$1,653,790.63	$2,600,000.00	30%	
INFOTECH -CHG SVC IT SRVC	6005-00-0000-000000-512500	$0.00	$0.00	$7,691,911.00	N/A	
PRP V&E RPL -CHRG SERV ENT VEH	6006-00-0000-000000-512850		$0.00	$393,785.00	N/A	
Total Charges for Services:		**$164,995,525.67**	**$150,256,787.77**	**$191,302,114.00**	**15.9%**	
Net Merchandise Sale						

Name	Account ID	FY2022 Amended Budget	FY2022 Actual	FY2023 Budgeted	FY2022 Amended Budget vs. FY2023 Budgeted (% Change)	Notes
GF-NET MDSE SALE SHIP&HANDL	1000-00-0000-000000-523000	$0.00	$10.72	$0.00	0%	
GF-NET MDSE SALE CONCES MAMMTH	1000-32-3208-000000-521009	$102,766.00	$346,852.27	$280,000.00	172.5%	
GF-NET MDSE SALE CONCES S WACO	1000-33-3342-000000-521001	$8,300.00	$10,284.36	$10,000.00	20.5%	
GF-NET MDSE SALE CONCE BLEDSOE	1000-33-3343-000000-521002	$600.00	$871.13	$0.00	-100%	
GF-NET MDSE SALE CONCESS DEWEY	1000-33-3344-000000-521003	$3,700.00	$2,443.18	$3,700.00	0%	
GF-NET MDSE SALE CONCESS ATHLE	1000-33-3347-000000-521005	$2,400.00	$792.62	$600.00	-75%	
CONV SVC -NET MER SALE CONCESS	5400-00-0000-000000-521000	$39,100.00	$8,439.41	$15,000.00	-61.6%	
CONV SVC -NET MERCH SALES	5400-00-0000-000000-522000	$65,700.00	$54,867.51	$75,000.00	14.2%	
CONV SVC -NET MERCH-SHIP&HANDL	5400-00-0000-000000-523000	$0.00	-$500.53	$0.00	0%	
CONV SVC -BAR REV -BEER	5400-00-0000-000000-524001	$97,900.00	$42,016.02	$63,000.00	-35.6%	
CONV SVC -BAR REV -WINE	5400-00-0000-000000-524002	$72,200.00	$9,380.22	$25,000.00	-65.4%	
CONV SVC -BAR REV -LIQUOR	5400-00-0000-000000-524003	$78,200.00	$107,192.90	$100,000.00	27.9%	
CONV SVC -BAR REV -TIPS	5400-00-0000-000000-524010	$34,000.00	$21,880.94	$20,000.00	-41.2%	
RHOF -NET MERCHANDISE SALES	5500-00-0000-000000-522000	$276,625.00	$267,992.75	$276,625.00	0%	
RHOF -NET MDSE SALE SHIP&HANDL	5500-00-0000-000000-523000	-$140.00	$283.72	-$140.00	0%	
ZOO -NET MERCH SALE CONCESSION	5700-00-0000-000000-521000	$485,110.00	$449,551.96	$875,000.00	80.4%	
ZOO -Merchandise Sales	5700-00-0000-000000-522000	$903,320.00	$805,706.31	$903,320.00	0%	
GOLF -NET MDSE SALE CONCESSION	5800-00-0000-000000-521000	$107,969.70	$133,783.73	$145,000.00	34.3%	
GOLF -NET MDSE SALES	5800-00-0000-000000-522000	$522,448.40	$433,232.75	$508,000.00	-2.8%	
GOLF -NET MDSE SALES BAR	5800-00-0000-000000-524000	$114,040.30	$127,717.17	$135,000.00	18.4%	
GOLF -NET MDSE SALE BARREV DIS	5800-00-0000-000000-525000	-$32,550.65	-$23,865.77	-$35,000.00	7.5%	
Total Net Merchandise Sale:		**$2,881,688.75**	**$2,798,933.37**	**$3,400,105.00**	**18%**	
Total Operating:		**$167,877,214.42**	**$153,055,721.14**	**$194,702,219.00**	**16%**	
Total Revenue Source:		**$167,877,214.42**	**$153,055,721.14**	**$194,702,219.00**	**16%**	

Fines and Fees Summary

Fines and Fees include items like court fees, auto impound fees, and false alarm fines. The Municipal Court judge periodically reviews the amounts of all fines and determines if any need changing. This review takes place after the legislature determines if any of the state fines will change. The U.S. Department of Justice continues to focus on equal justice and due process for all who come before local courts and an effort on non-monetary settlement of fines has resulted. Auto impound fees and false alarm fines continue to be stable sources of revenue.

$1,576,876 **-$56,549**
(-3.46% vs. prior year)

Fines and Fees Proposed and Historical Budget vs. Actual

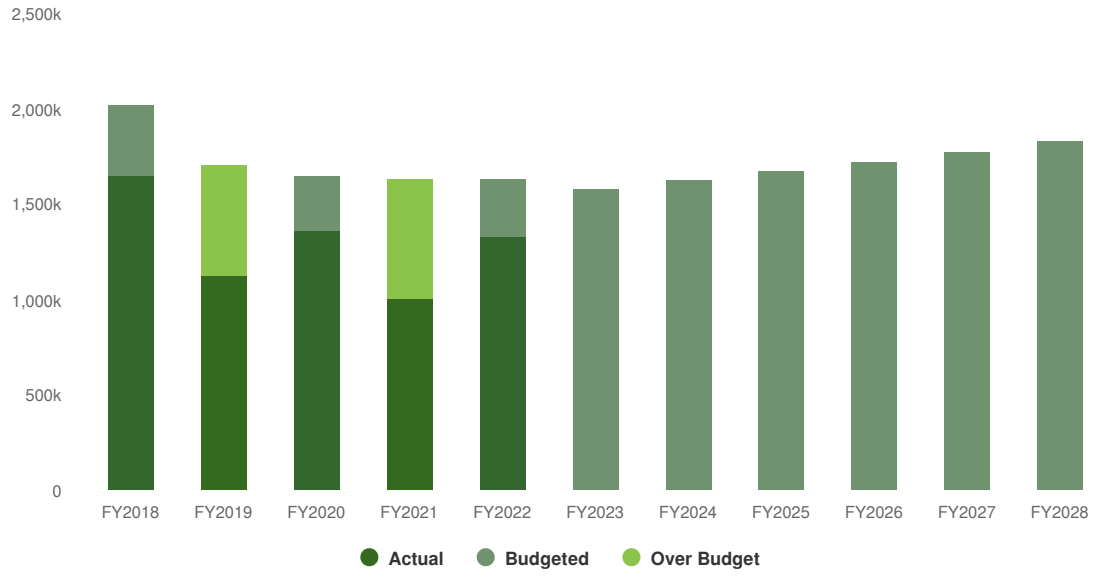

Revenue by Fund

2023 Revenue by Fund

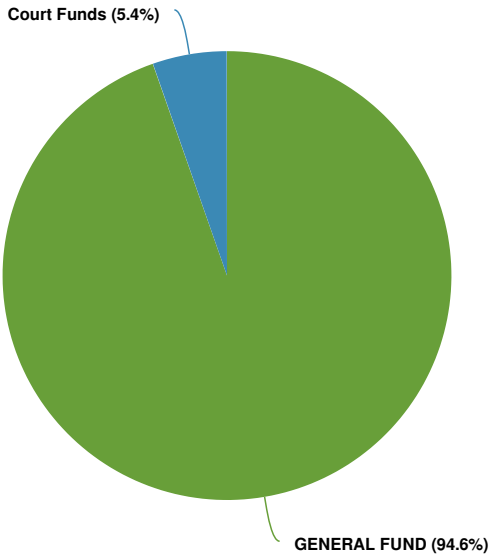

Budgeted and Historical 2023 Revenue by Fund

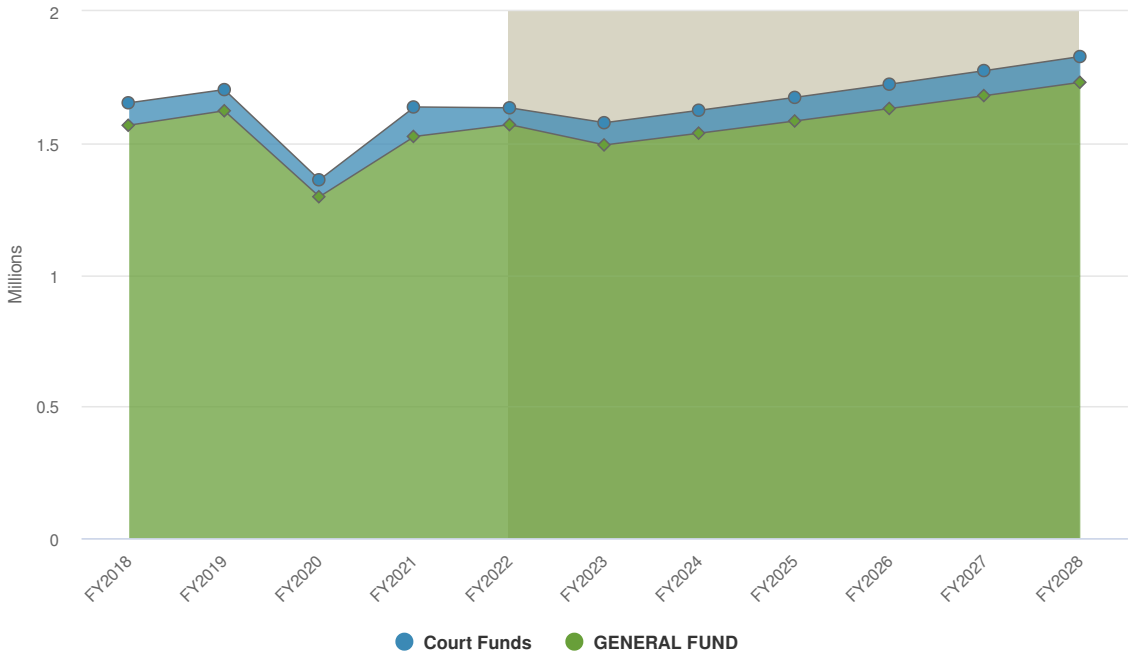

Grey background indicates budgeted figures.

Name	Account ID	FY2022 Amended Budget	FY2022 Actual	FY2023 Budgeted	FY2022 Amended Budget vs. FY2023 Budgeted (% Change)	Notes
GENERAL FUND						
Operating						
GF-COURT FINE	1000-00-0000-000000-451000	$757,728.50	$692,936.83	$757,729.00	0%	
GF-COURT FINE - TITLE VII	1000-00-0000-000000-451200	$402,270.70	$287,780.75	$402,271.00	0%	
GF-COURT FINE - TIME PAYMENT	1000-00-0000-000000-451300	$101,566.22	$82,316.50	$24,566.00	-75.8%	
GF-COURT FINE - ARREST FEE	1000-00-0000-000000-451500	$51,230.69	$38,999.16	$51,231.00	0%	
GF-COURT FINE - WARRANT FEE	1000-00-0000-000000-451600	$139,492.00	$118,232.33	$139,492.00	0%	
GF-COURT FINE-DPS PRGM W/OMNI	1000-00-0000-000000-451850	$7,033.36	$5,241.83	$7,033.00	0%	
GF-AUTO IMPOUND FINE	1000-00-0000-000000-452000	$0.00	-$167,546.40	$0.00	0%	
GF-FALSE ALARM FINE	1000-00-0000-000000-453000	$0.00	$2,450.00	$0.00	0%	
GF-BSC CIVIL PENALTIES	1000-08-0803-000000-455000	$0.00	$0.00	$3,561.00	N/A	
GF-AUTO IMPOUND FINE	1000-23-2302-000000-452000	$91,242.52	$258,185.00	$91,243.00	0%	
GF-FALSE ALARM FINE	1000-23-2302-000000-453000	$15,300.00	$0.00	$15,300.00	0%	
GF-BSC CIVIL PENALTIES	1000-34-3403-000000-455000	$3,560.60	$11,079.00	$0.00	-100%	
Total Operating:		**$1,569,424.59**	**$1,329,675.00**	**$1,492,426.00**	**-4.9%**	
Total GENERAL FUND:		**$1,569,424.59**	**$1,329,675.00**	**$1,492,426.00**	**-4.9%**	
Court Funds						
COURT SECURITY						
Operating						
COURT SEC-FINE-COURT BLDG SECU	2101-00-0000-000000-451400	$30,000.00	$0.00	$32,000.00	6.7%	
Total Operating:		**$30,000.00**	**$0.00**	**$32,000.00**	**6.7%**	
Total COURT SECURITY:		**$30,000.00**	**$0.00**	**$32,000.00**	**6.7%**	
COURT TECHNOLOGY						
Operating						
COURT TECH- FINE - TECHNOL FEE	2102-00-0000-000000-451450	$34,000.00	$0.00	$30,000.00	-11.8%	
Total Operating:		**$34,000.00**	**$0.00**	**$30,000.00**	**-11.8%**	
Total COURT TECHNOLOGY:		**$34,000.00**	**$0.00**	**$30,000.00**	**-11.8%**	
COURT JURY REIMBURSEMENT FUND						

Name	Account ID	FY2022 Amended Budget	FY2022 Actual	FY2023 Budgeted	FY2022 Amended Budget vs. FY2023 Budgeted (% Change)	Notes
Operating						
COURT JURY - Jury Reimb Fee	2095-00-0000-000000-451410	$0.00	$0.00	$450.00	N/A	
Total Operating:		**$0.00**	**$0.00**	**$450.00**	**N/A**	
Total COURT JURY REIMBURSEMENT FUND:		**$0.00**	**$0.00**	**$450.00**	**N/A**	
COURT TRUANCY PREVENTION FUND						
Operating						
COURT FINE-TRUANCY PREV FEE	2096-00-0000-000000-451420	$0.00	$0.00	$22,000.00	N/A	
Total Operating:		**$0.00**	**$0.00**	**$22,000.00**	**N/A**	
Total COURT TRUANCY PREVENTION FUND:		**$0.00**	**$0.00**	**$22,000.00**	**N/A**	
Total Court Funds:		**$64,000.00**	**$0.00**	**$84,450.00**	**32%**	
Total:		**$1,633,424.59**	**$1,329,675.00**	**$1,576,876.00**	**-3.5%**	

Health Services Summary

Health fees are collected for services based on the amount of actual costs to the City or the client's ability to pay. These fees include death and birth certificates, environmental, septic system, immunization and other health fees. The City receives fees from other McLennan County governments for participation in the Health District. Private pay revenues for Immunizations can fluctuate from year to year.

$2,076,895 **$98,550**
(4.98% vs. prior year)

Health Services Proposed and Historical Budget vs. Actual

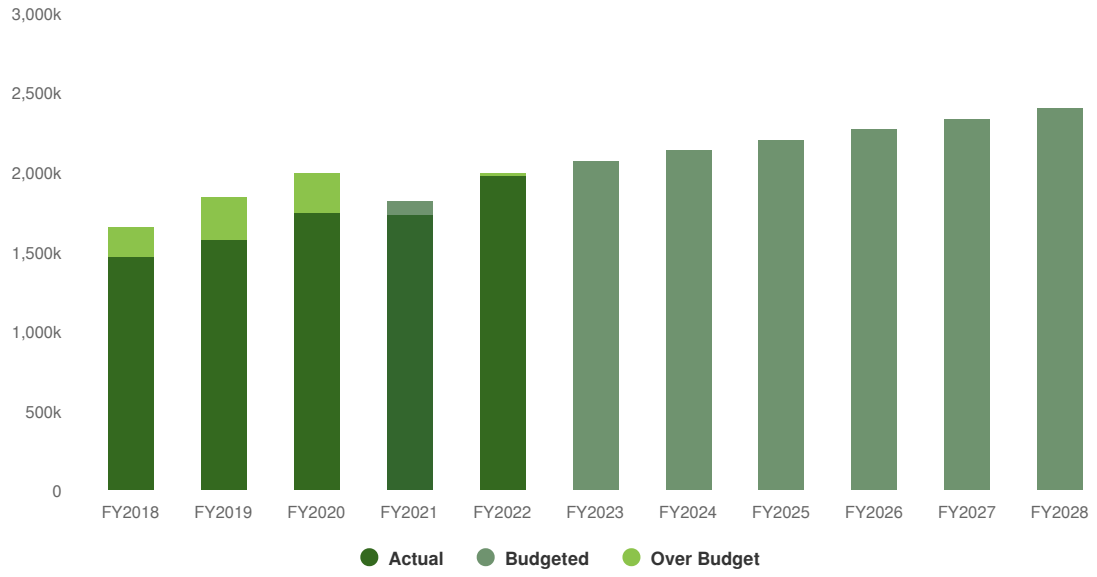

Revenues by Source

Projected 2023 Revenues by Source

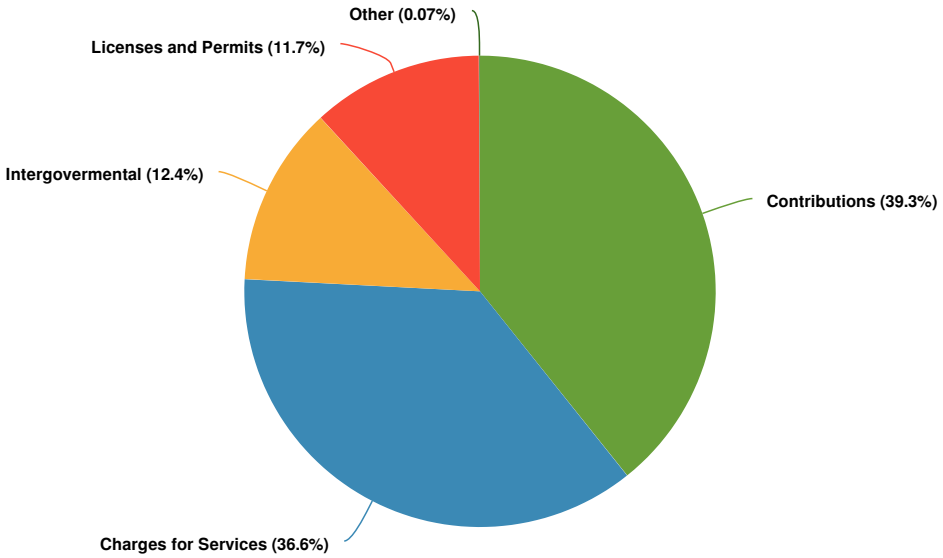

Budgeted and Historical 2023 Revenues by Source

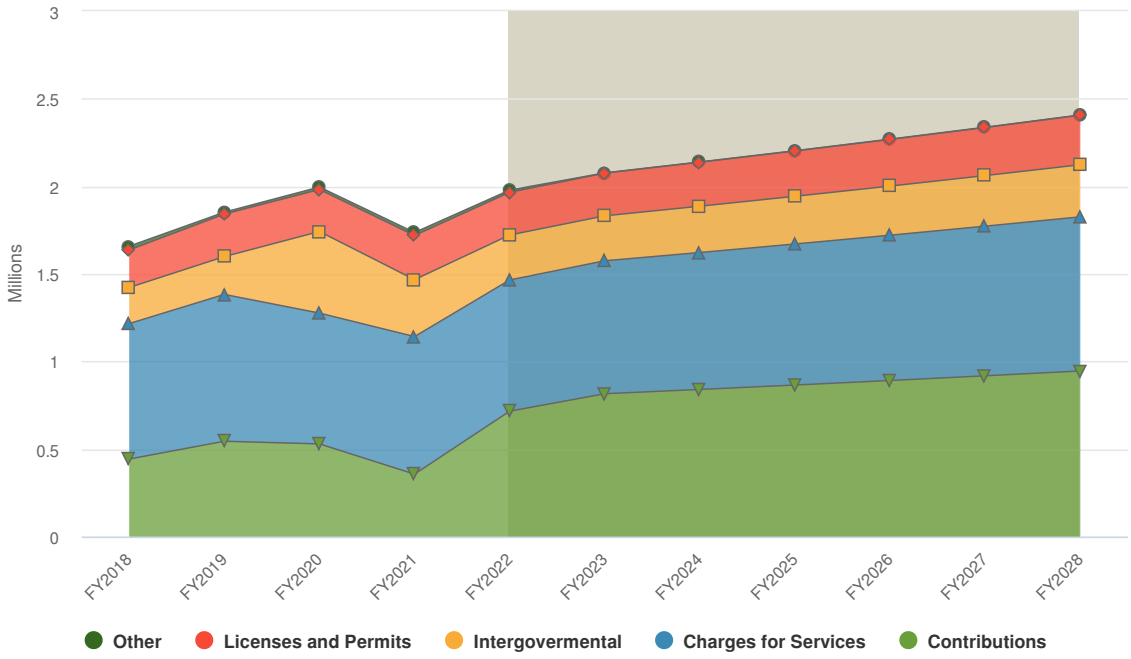

Grey background indicates budgeted figures.

Name	Account ID	FY2022 Amended Budget	FY2022 Actual	FY2023 Budgeted	FY2022 Amended Budget vs. FY2023 Budgeted (% Change)	Notes
Revenue Source						
Operating						
Licenses and Permits						
HLTHENVIRO-LIC - FOOD SVC CITY	2001-51-5105-000000-421801	$149,620.60	$151,380.60	$149,621.00	0%	
HLTHENVIRO-LIC-FOOD SVC COUNTY	2001-51-5105-000000-421802	$91,006.79	$85,347.50	$91,007.00	0%	
HLTHENVIRO-LIC - FOOD SVC EDUC	2001-51-5105-000000-421803	$482.75	$972.30	$483.00	0.1%	
HLTHENVIRO-LIC - FOODSVC MGR ED	2001-51-5105-000000-421804	$2,127.04	$2,753.10	$2,127.00	0%	
HLTHENVIRO -ENVIRO NON FUNDING	2001-51-5105-000000-421806	$670.48	$385.00	$670.00	-0.1%	
Total Licenses and Permits:		**$243,907.66**	**$240,838.50**	**$243,908.00**	**0%**	
Intergovermental						
HLTHADMIN -INTERGOV-STATE	2001-51-5101-000000-432000	$160,000.00	$147,560.70	$160,000.00	0%	
INTERGOVERNMENTAL - STATE	2001-51-5105-000000-432000	$15,550.00	$0.00	$15,550.00	0%	
HLTHSEPTIC -INTERGOV - COUNTY	2001-51-5109-000000-433000	$81,157.00	-$45,314.40	$81,157.00	0%	
Total Intergovermental:		**$256,707.00**	**$102,246.30**	**$256,707.00**	**0%**	
Charges for Services						
HLTHENVIRO-HEALTH SVC FEES	2001-51-5105-000000-441400	$29,112.70	$32,513.59	$29,113.00	0%	
HLTHSEPTIC -CHGS-SEPTIC INSTL	2001-51-5109-000000-441510	$250,359.00	$268,700.00	$250,359.00	0%	
HLTHSEPTIC -CHGS-SEPTIC MAINT	2001-51-5109-000000-441515	$101,701.00	$88,750.00	$101,701.00	0%	
HLTHSEPTIC -CHGS-SEPTIC OTHR	2001-51-5109-000000-441525	$6,256.00	$7,200.00	$6,256.00	0%	
HLTHVITALS -CHG-BIRTH CERTIFIC	2001-51-5112-000000-441110	$236,808.30	$254,906.35	$245,395.00	3.6%	
HLTHVITALS -CHG-DEATH CERTIFIC	2001-51-5112-000000-441120	$21,010.87	$25,754.48	$19,996.00	-4.8%	
HLTHIMM -CHGSVC-HLTH MEDICARE	2001-51-5152-000000-441410	$2,225.91	$1,833.19	$2,000.00	-10.1%	
HLTHIMM -CHGSVC-HLTH MEDICAID	2001-51-5152-000000-441420	$2,195.84	$4,763.52	$2,196.00	0%	
HLTHIMM -CHGSVC-HLTH PRIV PAY	2001-51-5152-000000-441430	$17,677.28	$41,989.00	$17,677.00	0%	
HLTHIMM -CHGS-PRIVPAY ADM DSHS	2001-51-5152-000000-441433	$7,315.81	$11,919.20	$9,316.00	27.3%	
HLTHIMM -CHGS-PRIVPAY IMM SHOT	2001-51-5152-000000-441435	$187.23	$10.40	$187.00	-0.1%	

Name	Account ID	FY2022 Amended Budget	FY2022 Actual	FY2023 Budgeted	FY2022 Amended Budget vs. FY2023 Budgeted (% Change)	Notes
HLTHIMM -CHGSVC-HLTH INSUR FEE	2001-51-5152-000000-441440	$27,252.67	$49,645.76	$27,253.00	0%	
HLTHIMM -CHGSVC -HEALTH CARDS	2001-51-5152-000000-441450	$9,642.40	$11,111.00	$9,642.00	0%	
HLTHIMM -CHGS-FLU&PNEUMONIA	2001-51-5152-000000-441470	$11,198.42	$18,188.76	$11,198.00	0%	
HLTHTBCONT -CHGS-HLTH MEDICAID	2001-51-5156-000000-441420	$221.04	$927.14	$621.00	180.9%	
HLTHTBCONT -CHGS-HLTH PRIV PAY	2001-51-5156-000000-441430	$742.40	$1,793.03	$954.00	28.5%	
HLTHTBCONT-CHGSVC-HLTH INS FEE	2001-51-5156-000000-441440	$123.27	$130.72	$123.00	-0.2%	
HLTHSTD -CHGSVC-HLTH CLINC LAB	2001-51-5160-000000-441300	$1,394.00	$90.00	$1,394.00	0%	
HLTHSTD -CHGSVC-HLTH SVC FEES	2001-51-5160-000000-441400	$23,758.23	$22,642.00	$23,758.00	0%	
HLTHSTD -CHGSVC-HLTH MEDICAID	2001-51-5160-000000-441420	$0.00	$674.36	$0.00	0%	
Total Charges for Services:		**$749,182.37**	**$843,542.50**	**$759,139.00**	**1.3%**	
Contributions						
HLTHADM -HLTH DIST ASSESSMENTS	2001-51-5101-000000-477000	$716,178.00	$816,232.50	$815,771.00	13.9%	
Total Contributions:		**$716,178.00**	**$816,232.50**	**$815,771.00**	**13.9%**	
Other						
HLTHADMIN -MISCELLANEOUS	2001-51-5101-000000-489000	$0.00	$21.00	$0.00	0%	
HLTHENVIRO -MISC	2001-51-5105-000000-489000	$0.00	$113.75	$0.00	0%	
HLTHVITALS -CASH OVER/SHORT	2001-51-5112-000000-487000	$0.00	-$13.00	$0.00	0%	
HLTHVITALS -MISC	2001-51-5112-000000-489000	$12,370.00	$198.00	$1,370.00	-88.9%	
Total Other:		**$12,370.00**	**$319.75**	**$1,370.00**	**-88.9%**	
Total Operating:		**$1,978,345.03**	**$2,003,179.55**	**$2,076,895.00**	**5%**	
Total Revenue Source:		**$1,978,345.03**	**$2,003,179.55**	**$2,076,895.00**	**5%**	

Hotel-Motel Tax Summary

In FY23, we are projecting continued growth in the revenue source as travel continues to build on the rebound experienced during FY22.

$5,000,000 **$800,000**
(19.05% vs. prior year)

Hotel-Motel Tax Proposed and Historical Budget vs. Actual

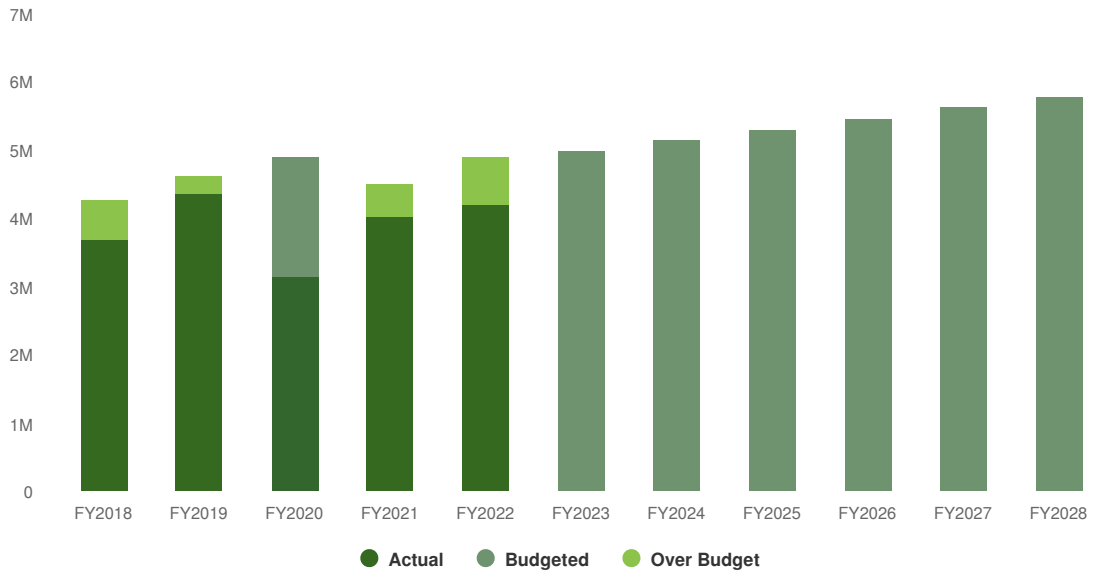

Investment Earnings Summary

Investment earnings is dependent on prevailing short-term interest rates and available fund balances.

$2,591,355 **$2,278,990**
(729.59% vs. prior year)

Investment Earnings Proposed and Historical Budget vs. Actual

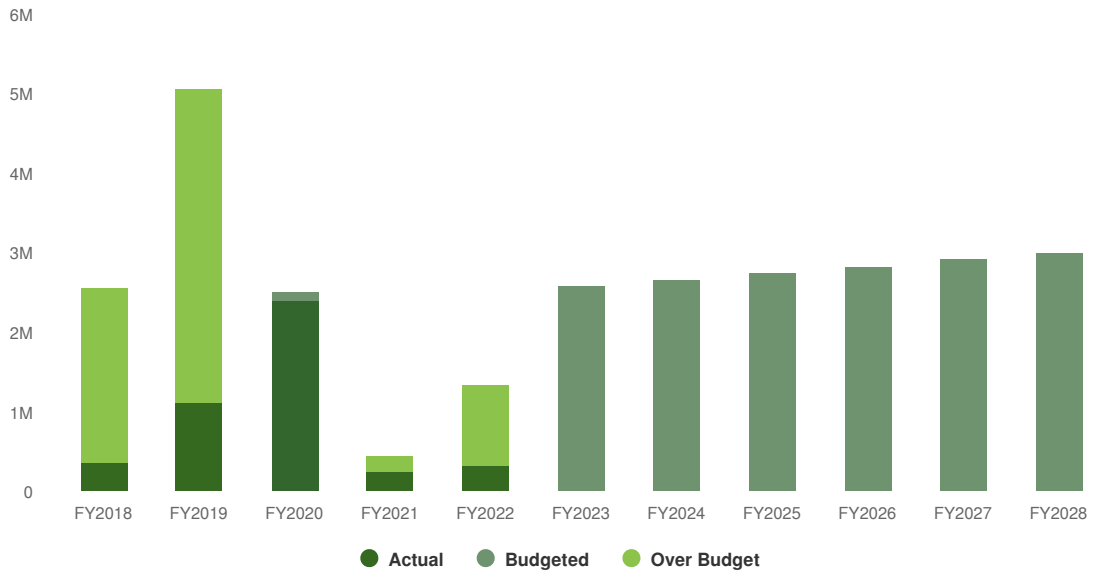

Revenue by Fund

2023 Revenue by Fund

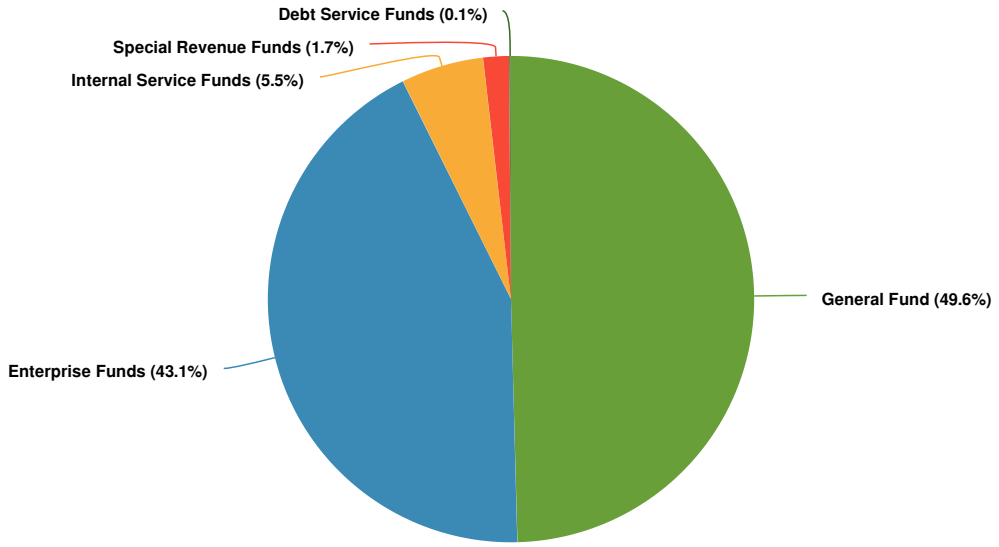

Budgeted and Historical 2023 Revenue by Fund

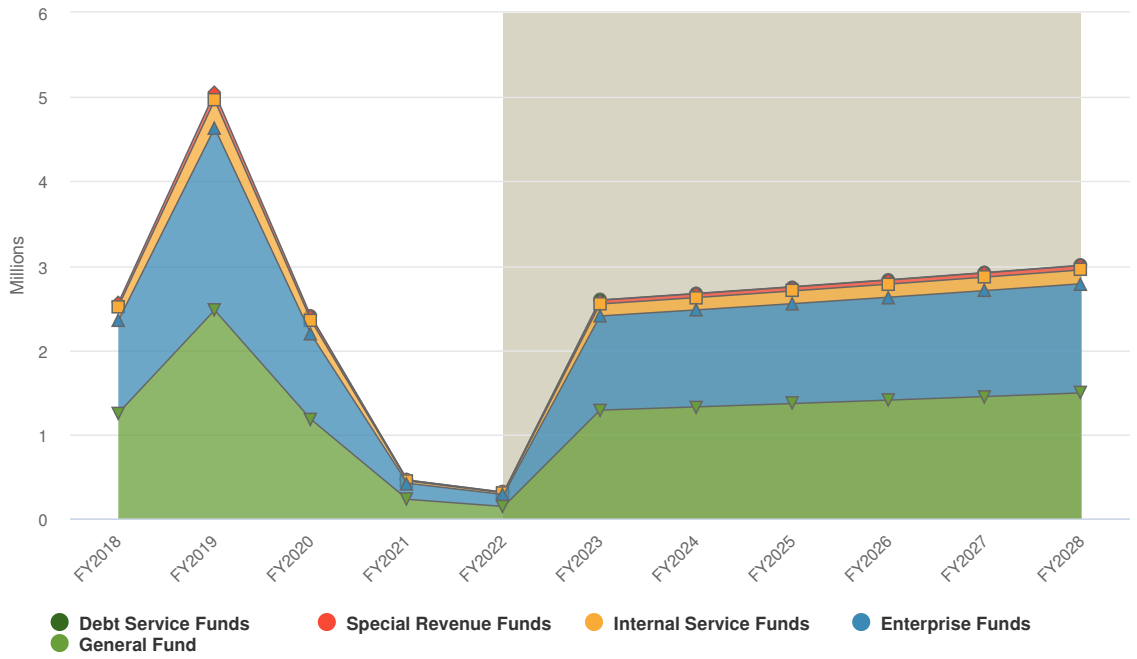

Grey background indicates budgeted figures.

Name	Account ID	FY2022 Amended Budget	FY2022 Actual	FY2023 Budgeted	FY2022 Amended Budget vs. FY2023 Budgeted (% Change)	Notes
General Fund						
GENERAL FUND						
Operating						
GF-INVESTMENT EARNINGS	1000-00-0000-000000-460000	$122,000.00	$650,885.53	$1,245,000.00	920.5%	
Total Operating:		**$122,000.00**	**$650,885.53**	**$1,245,000.00**	**920.5%**	
Total GENERAL FUND:		**$122,000.00**	**$650,885.53**	**$1,245,000.00**	**920.5%**	
ECONOMIC DEV INCENTIVE FUND						
Operating						
ED INCENT -INVESTMENT EARNINGS	1002-00-0000-000000-460000	$20,000.00	$65,163.97	$40,000.00	100%	
Total Operating:		**$20,000.00**	**$65,163.97**	**$40,000.00**	**100%**	
Total ECONOMIC DEV INCENTIVE FUND:		**$20,000.00**	**$65,163.97**	**$40,000.00**	**100%**	
Total General Fund:		**$142,000.00**	**$716,049.50**	**$1,285,000.00**	**804.9%**	
Special Revenue Funds						

Name	Account ID	FY2022 Amended Budget	FY2022 Actual	FY2023 Budgeted	FY2022 Amended Budget vs. FY2023 Budgeted (% Change)	Notes
Police Forfeiture Funds						
STATE CH59 POLICE FORFEITURE						
Operating						
ST59POLFOR -INVEST EARN	2103-00-0000-000000-460000	$360.00	$1,503.68	$1,000.00	177.8%	
Total Operating:		**$360.00**	**$1,503.68**	**$1,000.00**	**177.8%**	
Total STATE CH59 POLICE FORFEITURE:		**$360.00**	**$1,503.68**	**$1,000.00**	**177.8%**	
FED JUSTICE POLICE FORFEI						
Operating						
FEDJUSFORF -INVEST EARN	2104-00-0000-000000-460000	$60.00	$201.45	$200.00	233.3%	
Total Operating:		**$60.00**	**$201.45**	**$200.00**	**233.3%**	
Total FED JUSTICE POLICE FORFEI:		**$60.00**	**$201.45**	**$200.00**	**233.3%**	
FED TREASRY POLICE FORFEI						
Operating						
FEDTREAFOR -INVEST EARN	2105-00-0000-000000-460000	$20.00	$58.64	$50.00	150%	
Total Operating:		**$20.00**	**$58.64**	**$50.00**	**150%**	
Total FED TREASRY POLICE FORFEI:		**$20.00**	**$58.64**	**$50.00**	**150%**	
STATE CH18 POLICE FORFEIT						
Operating						
STATE18FOR -INVEST EARN	2106-00-0000-000000-460000	$20.00	$72.77	$60.00	200%	
Total Operating:		**$20.00**	**$72.77**	**$60.00**	**200%**	
Total STATE CH18 POLICE FORFEIT:		**$20.00**	**$72.77**	**$60.00**	**200%**	
Total Police Forfeiture Funds:		**$460.00**	**$1,836.54**	**$1,310.00**	**184.8%**	
Waco-McLennan County Public Health District Fund						
Operating						
HLTHADMIN -INVESTMENT EARN	2001-51-5101-000000-460000	$4,000.00	$19,039.61	$40,000.00	900%	
Total Operating:		**$4,000.00**	**$19,039.61**	**$40,000.00**	**900%**	
Total Waco-McLennan County Public Health District Fund:		**$4,000.00**	**$19,039.61**	**$40,000.00**	**900%**	

Name	Account ID	FY2022 Amended Budget	FY2022 Actual	FY2023 Budgeted	FY2022 Amended Budget vs. FY2023 Budgeted (% Change)	Notes
Bldg Demo & Lot Clearance						
Operating						
BLDG DEMO -INVESTMENT EARNINGS	2030-00-0000-000000-460000	$450.00	$2,722.07	$1,500.00	233.3%	
Total Operating:		**$450.00**	**$2,722.07**	**$1,500.00**	**233.3%**	
Total Bldg Demo & Lot Clearance:		**$450.00**	**$2,722.07**	**$1,500.00**	**233.3%**	
WACO PUBLIC IMPR DIST #1						
Operating						
WACO PID#1 -INVEST EARN	2759-00-0000-000000-460000	$2,000.00	$5,361.74	$2,000.00	0%	
Total Operating:		**$2,000.00**	**$5,361.74**	**$2,000.00**	**0%**	
Total WACO PUBLIC IMPR DIST #1:		**$2,000.00**	**$5,361.74**	**$2,000.00**	**0%**	
Total Special Revenue Funds:		**$6,910.00**	**$28,959.96**	**$44,810.00**	**548.5%**	
Enterprise Funds						
WATER FUND O&M						
Operating						
WATER -INVESTMENT EARNINGS	5000-00-0000-000000-460000	$60,000.00	$195,752.48	$450,000.00	650%	
Total Operating:		**$60,000.00**	**$195,752.48**	**$450,000.00**	**650%**	
Total WATER FUND O&M:		**$60,000.00**	**$195,752.48**	**$450,000.00**	**650%**	
WATER DEBT SERVICE FUND						
Operating						
20 WTR I&S -INVESTMENT EARNING	5003-00-0000-000000-460000	$645.00	$825.49	$645.00	0%	
Total Operating:		**$645.00**	**$825.49**	**$645.00**	**0%**	
Total WATER DEBT SERVICE FUND:		**$645.00**	**$825.49**	**$645.00**	**0%**	
WASTEWATER FUND O&M						
Operating						
WASTEWTR -INVEST EARN	5100-00-0000-000000-460000	$36,000.00	$121,828.95	$280,000.00	677.8%	
WASTEWTR - INTEREST-OTH LOANS	5100-00-0000-000000-462000	$10,000.00	$9,852.19	$10,000.00	0%	
Total Operating:		**$46,000.00**	**$131,681.14**	**$290,000.00**	**530.4%**	
Total WASTEWATER FUND O&M:		**$46,000.00**	**$131,681.14**	**$290,000.00**	**530.4%**	
WMARSS FUND O&M						
Operating						

Name	Account ID	FY2022 Amended Budget	FY2022 Actual	FY2023 Budgeted	FY2022 Amended Budget vs. FY2023 Budgeted (% Change)	Notes
WMARSS O&M -INVEST EARN	5160-00-0000-000000-460000	$3,000.00	$49,954.77	$110,000.00	3,566.7%	
Total Operating:		**$3,000.00**	**$49,954.77**	**$110,000.00**	**3,566.7%**	
Total WMARSS FUND O&M:		**$3,000.00**	**$49,954.77**	**$110,000.00**	**3,566.7%**	
SOLID WASTE FUND O&M						
Operating						
SOLID WAST -INVEST EARN	5200-00-0000-000000-460000	$18,000.00	$70,167.20	$145,000.00	705.6%	
Total Operating:		**$18,000.00**	**$70,167.20**	**$145,000.00**	**705.6%**	
Total SOLID WASTE FUND O&M:		**$18,000.00**	**$70,167.20**	**$145,000.00**	**705.6%**	
AIRPORT FUND O&M						
Operating						
AIRPORT -INVESTMENT EARNINGS	5300-00-0000-000000-460000	$2,000.00	$9,327.60	$15,000.00	650%	
Total Operating:		**$2,000.00**	**$9,327.60**	**$15,000.00**	**650%**	
Total AIRPORT FUND O&M:		**$2,000.00**	**$9,327.60**	**$15,000.00**	**650%**	
CONVENTION SERVICES FUND						
Operating						
CONV SVC -INVESTMENT EARNINGS	5400-00-0000-000000-460000	$5,000.00	$28,966.50	$48,000.00	860%	
Total Operating:		**$5,000.00**	**$28,966.50**	**$48,000.00**	**860%**	
Total CONVENTION SERVICES FUND:		**$5,000.00**	**$28,966.50**	**$48,000.00**	**860%**	
RANGER HALL OF FAME O&M						
Operating						
RHOF -INVEST EARN	5500-00-0000-000000-460000	$990.00	$2,897.71	$6,000.00	506.1%	
Total Operating:		**$990.00**	**$2,897.71**	**$6,000.00**	**506.1%**	
Total RANGER HALL OF FAME O&M:		**$990.00**	**$2,897.71**	**$6,000.00**	**506.1%**	
RURAL TRANSIT SERVICES						
Operating						
RURAL TRAN -INVEST EARN	5601-00-0000-000000-460000	$990.00	$4,221.39	$8,000.00	708.1%	
Total Operating:		**$990.00**	**$4,221.39**	**$8,000.00**	**708.1%**	
Total RURAL TRANSIT SERVICES:		**$990.00**	**$4,221.39**	**$8,000.00**	**708.1%**	
CAMERON PARK ZOO FUND						

Name	Account ID	FY2022 Amended Budget	FY2022 Actual	FY2023 Budgeted	FY2022 Amended Budget vs. FY2023 Budgeted (% Change)	Notes
Operating						
ZOO FUND -INVESTMENT EARNINGS	5700-00-0000-000000-460000	$2,000.00	$10,330.61	$23,000.00	1,050%	
Total Operating:		**$2,000.00**	**$10,330.61**	**$23,000.00**	**1,050%**	
Total CAMERON PARK ZOO FUND:		**$2,000.00**	**$10,330.61**	**$23,000.00**	**1,050%**	
COTTONWOOD CREEK GOLF COURSE						
Operating						
GOLF COURS -INVEST EARN	5800-00-0000-000000-460000	$1,000.00	$7,044.45	$15,000.00	1,400%	
Total Operating:		**$1,000.00**	**$7,044.45**	**$15,000.00**	**1,400%**	
Total COTTONWOOD CREEK GOLF COURSE:		**$1,000.00**	**$7,044.45**	**$15,000.00**	**1,400%**	
DRAINAGE FUND						
Operating						
STORM O&M -INVEST EARN	5900-00-0000-000000-460000	$2,000.00	$6,280.58	$6,000.00	200%	
Total Operating:		**$2,000.00**	**$6,280.58**	**$6,000.00**	**200%**	
Total DRAINAGE FUND:		**$2,000.00**	**$6,280.58**	**$6,000.00**	**200%**	
Total Enterprise Funds:		**$141,625.00**	**$517,449.92**	**$1,116,645.00**	**688.5%**	
Debt Service Funds						
General Debt Service Fund						
Operating						
GO DSF -INVESTMENT EARNIN	3003-00-0000-000000-460000	$2,920.00	$8,642.83	$2,900.00	-0.7%	
Total Operating:		**$2,920.00**	**$8,642.83**	**$2,900.00**	**-0.7%**	
Total General Debt Service Fund:		**$2,920.00**	**$8,642.83**	**$2,900.00**	**-0.7%**	
Total Debt Service Funds:		**$2,920.00**	**$8,642.83**	**$2,900.00**	**-0.7%**	
Internal Service Funds						
RISK MANAGEMENT FUND						
Operating						
INSURANCE -INVESTMENT EARNINGS	6001-00-0000-000000-460000	$9,000.00	$35,037.58	$75,000.00	733.3%	
Total Operating:		**$9,000.00**	**$35,037.58**	**$75,000.00**	**733.3%**	
Total RISK MANAGEMENT FUND:		**$9,000.00**	**$35,037.58**	**$75,000.00**	**733.3%**	

Name	Account ID	FY2022 Amended Budget	FY2022 Actual	FY2023 Budgeted	FY2022 Amended Budget vs. FY2023 Budgeted (% Change)	Notes
EMPLOYEE HEALTH INSURANCE FUND						
Operating						
HEALTH-INS -INVEST EARN	6002-00-0000-000000-460000	$7,000.00	$19,805.68	$45,000.00	542.9%	
Total Operating:		**$7,000.00**	**$19,805.68**	**$45,000.00**	**542.9%**	
Total EMPLOYEE HEALTH INSURANCE FUND:		**$7,000.00**	**$19,805.68**	**$45,000.00**	**542.9%**	
ENGINEERING FUND						
Operating						
ENGINEERNG -INVEST EARN	6003-00-0000-000000-460000	$2,550.00	$8,268.84	$18,000.00	605.9%	
Total Operating:		**$2,550.00**	**$8,268.84**	**$18,000.00**	**605.9%**	
Total ENGINEERING FUND:		**$2,550.00**	**$8,268.84**	**$18,000.00**	**605.9%**	
FLEET SERVICES FUND						
Operating						
FLEET SVC -INVESTMENT EARNINGS	6004-00-0000-000000-460000	$360.00	$518.83	$2,000.00	455.6%	
Total Operating:		**$360.00**	**$518.83**	**$2,000.00**	**455.6%**	
Total FLEET SERVICES FUND:		**$360.00**	**$518.83**	**$2,000.00**	**455.6%**	
INFOTECH						
Operating						
INFOTECH -INVESTMENT EARNINGS	6005-00-0000-000000-460000		$0.00	$2,000.00	N/A	
Total Operating:			**$0.00**	**$2,000.00**	**N/A**	
Total INFOTECH:			**$0.00**	**$2,000.00**	**N/A**	
Total Internal Service Funds:		**$18,910.00**	**$63,630.93**	**$142,000.00**	**650.9%**	
Total:		**$312,365.00**	**$1,334,733.14**	**$2,591,355.00**	**729.6%**	

Non-Operating Revenues Summary

Non-operating revenues consist of overhead cost recovery, interdepartmental billings, payment in lieu of taxes and franchise fees that represent internal charges for goods and services provided by one department to another. Amounts can fluctuate year to year.

$279,240,484 **-$60,725,431**
(-17.86% vs. prior year)

Non-Operating Revenues Proposed and Historical Budget vs. Actual

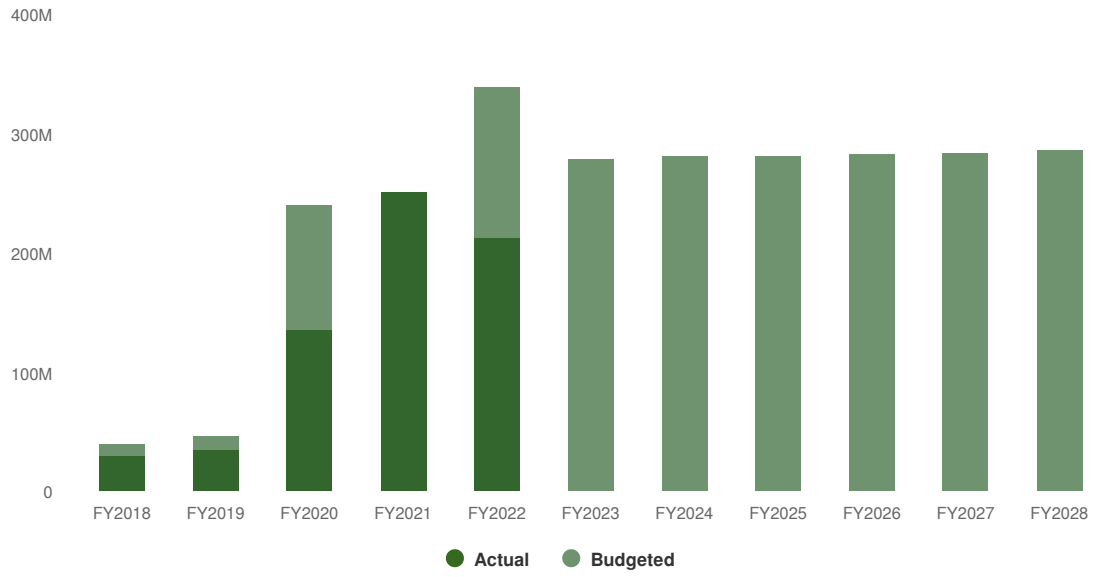

Revenue by Fund

2023 Revenue by Fund

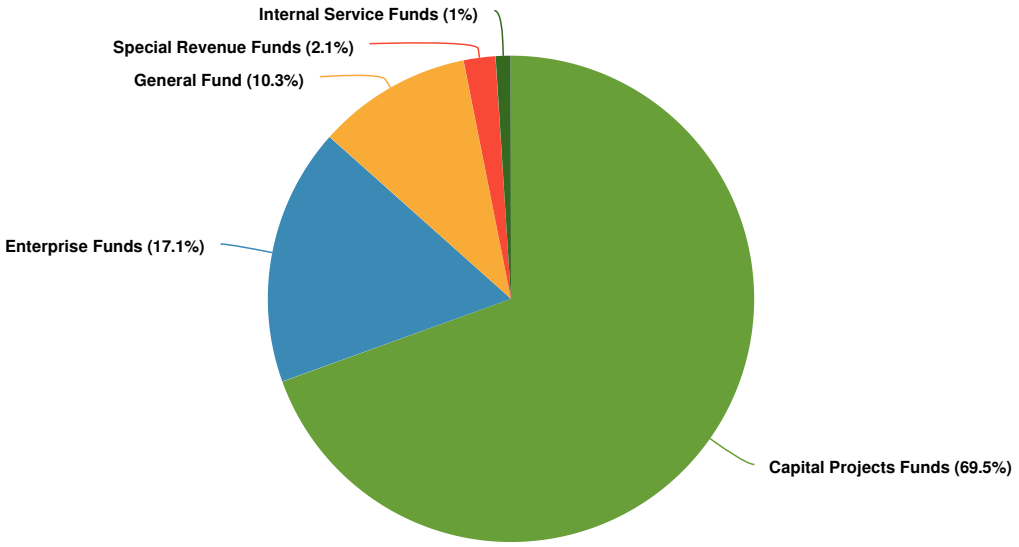

Budgeted and Historical 2023 Revenue by Fund

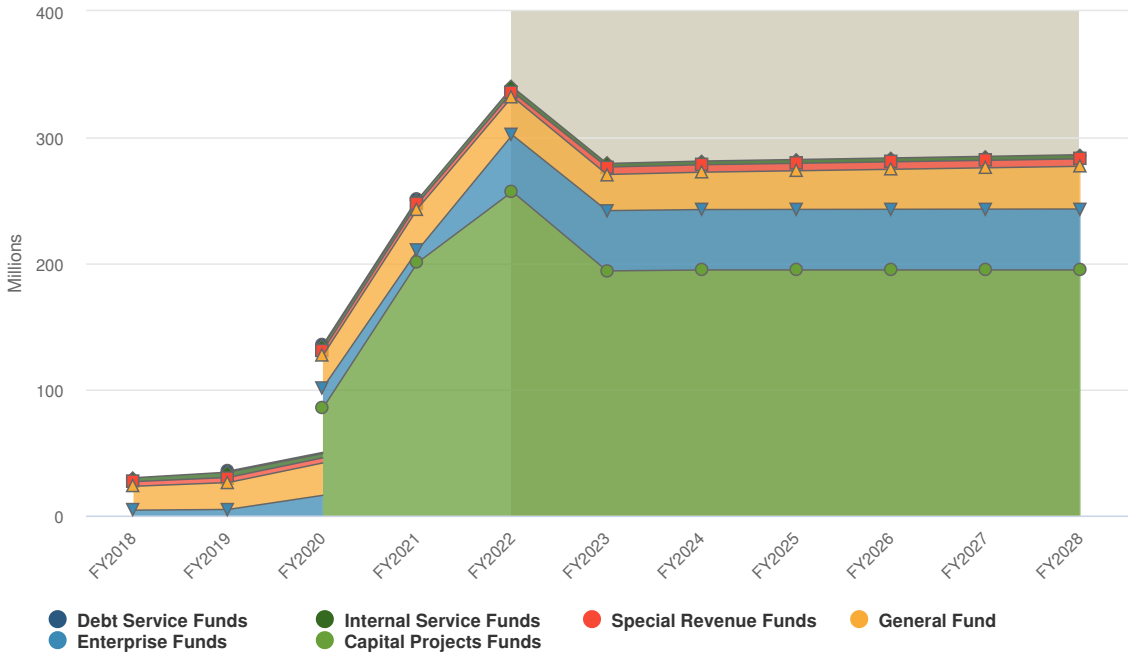

Grey background indicates budgeted figures.

Name	Account ID	FY2022 Amended Budget	FY2022 Actual	FY2023 Budgeted	FY2022 Amended Budget vs. FY2023 Budgeted (% Change)	Notes
General Fund						
GENERAL FUND						
Non-Operating						
GF-PAYMENTS IN LIEU OF TAXES	1000-00-0000-000000-412400	$5,625,185.00	$4,687,654.10	$5,905,216.00	5%	
GF-GROSS RECPTS TAX-WTR,WW,SW	1000-00-0000-000000-413200	$4,907,565.00	$4,276,548.82	$5,500,000.00	12.1%	
GF-INDIRECT EXPENSE REIMB	1000-00-0000-000000-481000	$9,879,790.00	$8,239,600.34	$10,223,730.00	3.5%	
GF-IntDep Billing - Finance	1000-00-0000-000000-490501	$0.00	$0.00	$194,912.00	N/A	
GF-IntDep Billing - Info Tech	1000-00-0000-000000-491101	$40,850.00	$7,837.50	$0.00	-100%	
GF-IntDep Billing - Strts&Drain	1000-00-0000-000000-491811	$2,200,000.00	$1,833,333.40	$2,200,000.00	0%	
GF-IntDep Billing - Parks & Rec	1000-00-0000-000000-493202	$218,152.00	$184,291.60	$218,152.00	0%	
GF-IntDep Billing - Convention	1000-00-0000-000000-496401	$0.00	$0.00	$5,000.00	N/A	
GF-CHG FOR SVC - AIRPT - ARFF	1000-22-2201-000000-448001	$780,000.00	$662,877.57	$860,000.00	10.3%	
GF-TRANS COURT SECURITY	1000-00-0000-000000-592101	$60,000.00	$60,000.00	$0.00	-100%	
GF-XFER ABAND MOTOR VEH	1000-00-0000-000000-592110	$50,000.00	$41,666.70	$50,000.00	0%	
GF -XFER FRM SPEC PROJ RES FND	1000-00-0000-000000-594000	$3,420,000.00	$3,420,000.00	$0.00	-100%	
Total Non-Operating:		**$27,181,542.00**	**$23,413,810.03**	**$25,157,010.00**	**-7.4%**	
Total GENERAL FUND:		**$27,181,542.00**	**$23,413,810.03**	**$25,157,010.00**	**-7.4%**	
ECONOMIC DEV INCENTIVE FUND						
Non-Operating						
ED INCENT -XFER FROM GEN FUND	1002-00-0000-000000-591000	$3,250,000.00	$3,250,000.00	$3,500,000.00	7.7%	
Total Non-Operating:		**$3,250,000.00**	**$3,250,000.00**	**$3,500,000.00**	**7.7%**	
Total ECONOMIC DEV INCENTIVE FUND:		**$3,250,000.00**	**$3,250,000.00**	**$3,500,000.00**	**7.7%**	
Total General Fund:		**$30,431,542.00**	**$26,663,810.03**	**$28,657,010.00**	**-5.8%**	
Special Revenue Funds						
Waco-McLennan County Public Health District Fund						
Non-Operating						

Name	Account ID	FY2022 Amended Budget	FY2022 Actual	FY2023 Budgeted	FY2022 Amended Budget vs. FY2023 Budgeted (% Change)	Notes
TRANSFER FROM RISK MANAGEMENT	2001-00-0000-000000-596001	$29,795.00	$24,829.20	$0.00	-100%	
HLTHADMIN -XFER FROM GEN FUND	2001-51-5101-000000-591000	$3,863,148.00	$3,219,290.00	$3,863,148.00	0%	
Total Non-Operating:		**$3,892,943.00**	**$3,244,119.20**	**$3,863,148.00**	**-0.8%**	
Total Waco-McLennan County Public Health District Fund:		**$3,892,943.00**	**$3,244,119.20**	**$3,863,148.00**	**-0.8%**	
Street Maintenance Fund						
Non-Operating						
STRT MNT-XFER FROM GEN FUND	2301-00-0000-000000-591000		$0.00	$2,050,000.00	N/A	
Total Non-Operating:			**$0.00**	**$2,050,000.00**	**N/A**	
Total Street Maintenance Fund:			**$0.00**	**$2,050,000.00**	**N/A**	
Total Special Revenue Funds:		**$3,892,943.00**	**$3,244,119.20**	**$5,913,148.00**	**51.9%**	
Enterprise Funds						
WATER FUND O&M						
Non-Operating						
GF-IntDep Billing - Finance	5000-00-0000-000000-490501	$53.00	$44.20	$609.00	1,049.1%	
GF-IntDep Billing - Inspection	5000-00-0000-000000-492002	$280.00	$233.30	$1,715.00	512.5%	
WATER -WASTEWATER - COLLECTION	5000-00-0000-000000-496103	$1,786,399.00	$1,488,669.10	$2,038,331.00	14.1%	
GF-IntDep Billing - WMARSS	5000-00-0000-000000-496210	$223.00	$185.80	$223.00	0%	
GF-IntDep Billing - Convention	5000-00-0000-000000-496401	$0.00	$0.00	$141.00	N/A	
WATER -SOLIDWASTE - GEN&ADMIN	5000-00-0000-000000-496560	$841,641.00	$701,367.50	$982,299.00	16.7%	
WATER - IntDep Billing -STMWTR	5000-00-0000-000000-497501	$280,547.00	$233,789.20	$327,433.00	16.7%	
TRANSFER FROM RISK MANAGEMENT	5000-00-0000-000000-596001	$145,042.00	$120,868.30	$0.00	-100%	
Total Non-Operating:		**$3,054,185.00**	**$2,545,157.40**	**$3,350,751.00**	**9.7%**	
Total WATER FUND O&M:		**$3,054,185.00**	**$2,545,157.40**	**$3,350,751.00**	**9.7%**	
WATER DEBT SERVICE FUND						
Operating						

Name	Account ID	FY2022 Amended Budget	FY2022 Actual	FY2023 Budgeted	FY2022 Amended Budget vs. FY2023 Budgeted (% Change)	Notes
20 WTR I&S – PROCEEDS FROM DEBT	5003-00-0000-000000-582000	$0.00	$316,538.29	$0.00	0%	
Total Operating:		**$0.00**	**$316,538.29**	**$0.00**	**0%**	
Non-Operating						
20 WTR I&S –XFER FROM WATER	5003-00-0000-000000-595000	$20,132,526.00	$20,067,173.68	$20,803,130.00	3.3%	
Total Non-Operating:		**$20,132,526.00**	**$20,067,173.68**	**$20,803,130.00**	**3.3%**	
Total WATER DEBT SERVICE FUND:		**$20,132,526.00**	**$20,383,711.97**	**$20,803,130.00**	**3.3%**	
WASTEWATER FUND O&M						
Non-Operating						
TRANSFER FROM WMARSS O&M	5100-00-0000-000000-595160	$369,994.00	$308,328.30	$369,994.00	0%	
TRANSFER FROM RISK MANAGEMENT	5100-00-0000-000000-596001	$72,943.00	$60,785.80	$0.00	-100%	
Total Non-Operating:		**$442,937.00**	**$369,114.10**	**$369,994.00**	**-16.5%**	
Total WASTEWATER FUND O&M:		**$442,937.00**	**$369,114.10**	**$369,994.00**	**-16.5%**	
WASTEWATER DEBT SERVICE FUND						
Operating						
WW DSF -PROCEEDS FROM DEBT	5103-00-0000-000000-582000	$0.00	$72,867.73	$0.00	0%	
Total Operating:		**$0.00**	**$72,867.73**	**$0.00**	**0%**	
Non-Operating						
WW DSF -TRANSFER FROM WATER	5103-00-0000-000000-595000	$0.00	$500.00	$0.00	0%	
WW DSF -XFER FRM WASTEWATER	5103-00-0000-000000-595100	$13,975,474.00	$13,958,234.45	$13,825,455.00	-1.1%	
Total Non-Operating:		**$13,975,474.00**	**$13,958,734.45**	**$13,825,455.00**	**-1.1%**	
Total WASTEWATER DEBT SERVICE FUND:		**$13,975,474.00**	**$14,031,602.18**	**$13,825,455.00**	**-1.1%**	
WMARSS FUND O&M						
Non-Operating						
TRANSFER FROM RISK MANAGEMENT	5160-00-0000-000000-596001	$160,452.00	$133,710.00	$0.00	-100%	
Total Non-Operating:		**$160,452.00**	**$133,710.00**	**$0.00**	**-100%**	
Total WMARSS FUND O&M:		**$160,452.00**	**$133,710.00**	**$0.00**	**-100%**	

Name	Account ID	FY2022 Amended Budget	FY2022 Actual	FY2023 Budgeted	FY2022 Amended Budget vs. FY2023 Budgeted (% Change)	Notes
WMARSS DEBT SERVICE FUND						
Operating						
WMR DSF -PROCEEDS FRM DEBT	5173-00-0000-000000-582000	$0.00	$97,098.14	$0.00	0%	
Total Operating:		**$0.00**	**$97,098.14**	**$0.00**	**0%**	
Non-Operating						
WMR DSF -XFR FR WMARSS O&M	5173-00-0000-000000-595160	$1,487,004.00	$1,487,090.62	$2,082,147.00	40%	
Total Non-Operating:		**$1,487,004.00**	**$1,487,090.62**	**$2,082,147.00**	**40%**	
Total WMARSS DEBT SERVICE FUND:		**$1,487,004.00**	**$1,584,188.76**	**$2,082,147.00**	**40%**	
SOLID WASTE FUND O&M						
Non-Operating						
SOLID WAST -GROSS RECEIPTS TAX	5200-00-0000-000000-413200	$27,441.00	$0.00	$27,441.00	0%	
TRANSFER FROM RISK MANAGEMENT	5200-00-0000-000000-596001	$96,930.00	$80,775.00	$0.00	-100%	
Total Non-Operating:		**$124,371.00**	**$80,775.00**	**$27,441.00**	**-77.9%**	
Total SOLID WASTE FUND O&M:		**$124,371.00**	**$80,775.00**	**$27,441.00**	**-77.9%**	
SOLID WASTE DEBT SERVICE FUND						
Operating						
SWst DSF -PROCEEDS FROM DEBT	5203-00-0000-000000-582000	$0.00	$120,034.49	$0.00	0%	
Total Operating:		**$0.00**	**$120,034.49**	**$0.00**	**0%**	
Non-Operating						
SWst DSF -XFER FR SOLID WSTE	5203-00-0000-000000-595200	$1,425,006.00	$1,420,678.45	$2,266,131.00	59%	
Total Non-Operating:		**$1,425,006.00**	**$1,420,678.45**	**$2,266,131.00**	**59%**	
Total SOLID WASTE DEBT SERVICE FUND:		**$1,425,006.00**	**$1,540,712.94**	**$2,266,131.00**	**59%**	
AIRPORT FUND O&M						
Non-Operating						
TRANSFER FROM RISK MANAGEMENT	5300-00-0000-000000-596001	$54,674.00	$45,561.70	$0.00	-100%	
Total Non-Operating:		**$54,674.00**	**$45,561.70**	**$0.00**	**-100%**	

Name	Account ID	FY2022 Amended Budget	FY2022 Actual	FY2023 Budgeted	FY2022 Amended Budget vs. FY2023 Budgeted (% Change)	Notes
Total AIRPORT FUND O&M:		**$54,674.00**	**$45,561.70**	**$0.00**	**-100%**	
CONVENTION SERVICES FUND						
Non-Operating						
TRANSFER FROM RISK MANAGEMENT	5400-00-0000-000000-596001	$42,298.00	$35,248.30	$0.00	-100%	
Total Non-Operating:		**$42,298.00**	**$35,248.30**	**$0.00**	**-100%**	
Total CONVENTION SERVICES FUND:		**$42,298.00**	**$35,248.30**	**$0.00**	**-100%**	
RANGER HALL OF FAME O&M						
Non-Operating						
RHOF -XFER FROM GEN FUND	5500-00-0000-000000-591000	$538,787.00	$448,991.70	$1,100,000.00	104.2%	
RHOF -XFER FROM CONV CENTER	5500-00-0000-000000-595400	$150,000.00	$125,000.00	$150,000.00	0%	
TRANSFER FROM RISK MANAGEMENT	5500-00-0000-000000-596001	$18,617.00	$15,514.20	$0.00	-100%	
Total Non-Operating:		**$707,404.00**	**$589,505.90**	**$1,250,000.00**	**76.7%**	
Total RANGER HALL OF FAME O&M:		**$707,404.00**	**$589,505.90**	**$1,250,000.00**	**76.7%**	
WACO TRANSIT SYSTEM						
Non-Operating						
WACO TRANS -XFER FROM GEN FUND	5600-00-0000-000000-591000	$701,728.00	$0.00	$701,728.00	0%	
Total Non-Operating:		**$701,728.00**	**$0.00**	**$701,728.00**	**0%**	
Total WACO TRANSIT SYSTEM:		**$701,728.00**	**$0.00**	**$701,728.00**	**0%**	
CAMERON PARK ZOO FUND						
Non-Operating						
ZOO FUND -XFER FROM GEN FUND	5700-00-0000-000000-591000	$1,846,770.00	$1,538,975.00	$1,846,770.00	0%	
TRANSFER FROM RISK MANAGEMENT	5700-00-0000-000000-596001	$61,599.00	$51,332.50	$0.00	-100%	
Total Non-Operating:		**$1,908,369.00**	**$1,590,307.50**	**$1,846,770.00**	**-3.2%**	
Total CAMERON PARK ZOO FUND:		**$1,908,369.00**	**$1,590,307.50**	**$1,846,770.00**	**-3.2%**	
COTTONWOOD CREEK GOLF COURSE						
Non-Operating						

Name	Account ID	FY2022 Amended Budget	FY2022 Actual	FY2023 Budgeted	FY2022 Amended Budget vs. FY2023 Budgeted (% Change)	Notes
GOLF COURS -XFER FROM GEN FUND	5800-00-0000-000000-591000	$0.00	$0.00	$500,000.00	N/A	
TRANSFER FROM RISK MANAGEMENT	5800-00-0000-000000-596001	$12,403.00	$10,335.80	$0.00	-100%	
Total Non-Operating:		**$12,403.00**	**$10,335.80**	**$500,000.00**	**3,931.3%**	
Total COTTONWOOD CREEK GOLF COURSE:		**$12,403.00**	**$10,335.80**	**$500,000.00**	**3,931.3%**	
DRAINAGE DEBT SERVICE FUND						
Operating						
DRAIN DSF - PROCEEDS FROM DEBT	5903-00-0000-000000-582000	$0.00	$108,927.80	$0.00	0%	
Total Operating:		**$0.00**	**$108,927.80**	**$0.00**	**0%**	
Non-Operating						
DRAIN DSF -XFER FRM STRMWTR O	5903-00-0000-000000-595900	$705,000.00	$0.00	$784,513.00	11.3%	
Total Non-Operating:		**$705,000.00**	**$0.00**	**$784,513.00**	**11.3%**	
Total DRAINAGE DEBT SERVICE FUND:		**$705,000.00**	**$108,927.80**	**$784,513.00**	**11.3%**	
Total Enterprise Funds:		**$44,933,831.00**	**$43,048,859.35**	**$47,808,060.00**	**6.4%**	
Debt Service Funds						
General Debt Service Fund						
Operating						
GO DSF -PROCEEDS FRM DEBT	3003-00-0000-000000-582000	$0.00	$489,287.46	$0.00	0%	
Total Operating:		**$0.00**	**$489,287.46**	**$0.00**	**0%**	
Total General Debt Service Fund:		**$0.00**	**$489,287.46**	**$0.00**	**0%**	
Total Debt Service Funds:		**$0.00**	**$489,287.46**	**$0.00**	**0%**	
Capital Projects Funds						
SPECIAL PROJECTS RESERVE FUND						
Non-Operating						
GEN$CIP -TRANSFER FR GEN FUND	4000-00-0000-000000-591000	$11,000,000.00	$11,000,000.00	$0.00	-100%	
SPC -XFER FROM TIF ZONE #1	4000-00-0000-000000-592003	$0.00	$497,000.00	$3,360,000.00	N/A	
SPC -XFER FROM TIF2	4000-00-0000-000000-592004	$0.00	$717,833.09	$0.00	0%	

Name	Account ID	FY2022 Amended Budget	FY2022 Actual	FY2023 Budgeted	FY2022 Amended Budget vs. FY2023 Budgeted (% Change)	Notes
Total Non-Operating:		**$11,000,000.00**	**$12,214,833.09**	**$3,360,000.00**	**-69.5%**	
Total SPECIAL PROJECTS RESERVE FUND:		**$11,000,000.00**	**$12,214,833.09**	**$3,360,000.00**	**-69.5%**	
CAPITAL EQUIP REPLACEMENT FUND						
Non-Operating						
CAP EQP RP -XFER FROM GEN FUND	4002-00-0000-000000-591000	$0.00	$0.00	$70,630.00	N/A	
Total Non-Operating:		**$0.00**	**$0.00**	**$70,630.00**	**N/A**	
Total CAPITAL EQUIP REPLACEMENT FUND:		**$0.00**	**$0.00**	**$70,630.00**	**N/A**	
GOVERNMENT VEHICLE REPLACEMENT						
Non-Operating						
GOV-VEHICL -XFER FROM GEN FUND	4008-00-0000-000000-591000	$0.00	$0.00	$38,173.00	N/A	
TRANSFER FROM GENERAL FUND	4008-00-0000-000000-591000-DP23	$0.00	$0.00	$1,980,000.00	N/A	
GOV-VEHICL - XFER FR INT 2016	4008-00-0000-000000-594344	$0.00	$8,898.78	$0.00	0%	
GOV-VEHICL -XFER FR INT 2017	4008-00-0000-000000-594349	$0.00	$1,500.00	$0.00	0%	
GOV-VEHICL -XFER FR INT 2018	4008-00-0000-000000-594369	$1,700,000.00	$1,170,000.00	$0.00	-100%	
GOV-VEHICL -XFER FR INT 2019	4008-00-0000-000000-594375	$0.00	$519,601.22	$1,450,000.00	N/A	
Total Non-Operating:		**$1,700,000.00**	**$1,700,000.00**	**$3,468,173.00**	**104%**	
Total GOVERNMENT VEHICLE REPLACEMENT:		**$1,700,000.00**	**$1,700,000.00**	**$3,468,173.00**	**104%**	
TIF Capital Projects Fund						
Operating						
TIF1 BondCIP - PROCEEDS F DEBT	4202-00-0000-000000-582000	$0.00	$0.00	$30,250,000.00	N/A	
Total Operating:		**$0.00**	**$0.00**	**$30,250,000.00**	**N/A**	
Total TIF Capital Projects Fund:		**$0.00**	**$0.00**	**$30,250,000.00**	**N/A**	
Cash Cip - Parks						
Non-Operating						
PARKS $ CIP -XFER FRM GEN FUND	4052-00-0000-000000-591000	$0.00	$0.00	$120,000.00	N/A	

Name	Account ID	FY2022 Amended Budget	FY2022 Actual	FY2023 Budgeted	FY2022 Amended Budget vs. FY2023 Budgeted (% Change)	Notes
Total Non-Operating:		**$0.00**	**$0.00**	**$120,000.00**	**N/A**	
Total Cash Cip - Parks:		**$0.00**	**$0.00**	**$120,000.00**	**N/A**	
Cash Cip - Streets						
Non-Operating						
STREET$CIP -XFER FROM GEN FUND	4053-00-0000-000000-591000	$16,100,000.00	$8,050,000.00	$4,900,000.00	-69.6%	
Total Non-Operating:		**$16,100,000.00**	**$8,050,000.00**	**$4,900,000.00**	**-69.6%**	
Total Cash Cip - Streets:		**$16,100,000.00**	**$8,050,000.00**	**$4,900,000.00**	**-69.6%**	
Bond Cip - Parks						
Operating						
PRK BondCIP - PROCEEDS FRM DEBT	4057-00-0000-000000-582000	$21,890,000.00	$10,945,000.00	$18,110,000.00	-17.3%	
Total Operating:		**$21,890,000.00**	**$10,945,000.00**	**$18,110,000.00**	**-17.3%**	
Total Bond Cip - Parks:		**$21,890,000.00**	**$10,945,000.00**	**$18,110,000.00**	**-17.3%**	
Bond Cip - Streets						
Operating						
STR BondCIP - PROCEEDS FRM DEBT	4058-00-0000-000000-582000	$76,075,800.00	$40,392,482.31	$25,735,000.00	-66.2%	
Total Operating:		**$76,075,800.00**	**$40,392,482.31**	**$25,735,000.00**	**-66.2%**	
Total Bond Cip - Streets:		**$76,075,800.00**	**$40,392,482.31**	**$25,735,000.00**	**-66.2%**	
Bond Cip -Fire						
Operating						
FIRE BONDCIP - PROCEEDS FR DEBT	4061-00-0000-000000-582000	$5,257,500.00	$1,630,000.00	$6,655,000.00	26.6%	
Total Operating:		**$5,257,500.00**	**$1,630,000.00**	**$6,655,000.00**	**26.6%**	
Total Bond Cip -Fire:		**$5,257,500.00**	**$1,630,000.00**	**$6,655,000.00**	**26.6%**	
Cash Cip - Water						
Non-Operating						
WTR $CIP -XFER FROM WATER	5051-00-0000-000000-595000	$3,000,000.00	$1,500,000.00	$1,500,000.00	-50%	
Total Non-Operating:		**$3,000,000.00**	**$1,500,000.00**	**$1,500,000.00**	**-50%**	
Total Cash Cip - Water:		**$3,000,000.00**	**$1,500,000.00**	**$1,500,000.00**	**-50%**	
Bond Cip - Water						
Operating						

Name	Account ID	FY2022 Amended Budget	FY2022 Actual	FY2023 Budgeted	FY2022 Amended Budget vs. FY2023 Budgeted (% Change)	Notes
WTR BondCIP - PROCEEDS FRM DEBT	5052-00-0000-000000-582000	$43,000,000.00	$22,000,000.00	$37,548,000.00	-12.7%	
Total Operating:		**$43,000,000.00**	**$22,000,000.00**	**$37,548,000.00**	**-12.7%**	
Total Bond Cip - Water:		**$43,000,000.00**	**$22,000,000.00**	**$37,548,000.00**	**-12.7%**	
Cash Cip - Wastewater						
Non-Operating						
WW $CIP -XFER <GENERAL FUND	5151-00-0000-000000-591000	$1,000,000.00			-100%	
WW $CIP -XFER FROM WASTEWTR	5151-00-0000-000000-595100	$0.00	$1,000,000.00	$1,000,000.00	N/A	
Total Non-Operating:		**$1,000,000.00**	**$1,000,000.00**	**$1,000,000.00**	**0%**	
Total Cash Cip - Wastewater:		**$1,000,000.00**	**$1,000,000.00**	**$1,000,000.00**	**0%**	
Bond Cip - Wastewater						
Operating						
WW BondCIP - PROCEEDS FROM DEBT	5152-00-0000-000000-582000	$16,000,000.00	$5,000,000.00	$25,740,000.00	60.9%	
Total Operating:		**$16,000,000.00**	**$5,000,000.00**	**$25,740,000.00**	**60.9%**	
Total Bond Cip - Wastewater:		**$16,000,000.00**	**$5,000,000.00**	**$25,740,000.00**	**60.9%**	
Bond Cip - Wmarss						
Operating						
WMR BondCIP - PROCEEDS FRM DEBT	5162-00-0000-000000-582000	$21,000,000.00	$10,500,000.00	$15,140,000.00	-27.9%	
Total Operating:		**$21,000,000.00**	**$10,500,000.00**	**$15,140,000.00**	**-27.9%**	
Total Bond Cip - Wmarss:		**$21,000,000.00**	**$10,500,000.00**	**$15,140,000.00**	**-27.9%**	
Cash Cip - Solid Waste						
Non-Operating						
SW $ CIP -XFER FR SOLID WSTE	5251-00-0000-000000-595200	$0.00	$0.00	$232,000.00	N/A	
Total Non-Operating:		**$0.00**	**$0.00**	**$232,000.00**	**N/A**	
Total Cash Cip - Solid Waste:		**$0.00**	**$0.00**	**$232,000.00**	**N/A**	
Bond Cip - Solid Waste						
Operating						
SW BondCIP - PROCEEDS FROM DEBT	5252-00-0000-000000-582000	$15,300,000.00	$7,650,000.00	$17,082,000.00	11.6%	
Total Operating:		**$15,300,000.00**	**$7,650,000.00**	**$17,082,000.00**	**11.6%**	
Total Bond Cip - Solid Waste:		**$15,300,000.00**	**$7,650,000.00**	**$17,082,000.00**	**11.6%**	

Name	Account ID	FY2022 Amended Budget	FY2022 Actual	FY2023 Budgeted	FY2022 Amended Budget vs. FY2023 Budgeted (% Change)	Notes
Cash Cip - Airport						
Non-Operating						
AIRPRT$CIP -XFER FROM AIRPORT	5351-00-0000-000000-595300	$1,584,000.00	$792,000.00	$122,500.00	-92.3%	
Total Non-Operating:		**$1,584,000.00**	**$792,000.00**	**$122,500.00**	**-92.3%**	
Total Cash Cip - Airport:		**$1,584,000.00**	**$792,000.00**	**$122,500.00**	**-92.3%**	
Stormwater Bond Cip Fund						
Operating						
DRAIN BondCIP - PROCEED FR DBT	5952-00-0000-000000-582000	$24,000,000.00	$12,000,000.00	$3,000,000.00	-87.5%	
Total Operating:		**$24,000,000.00**	**$12,000,000.00**	**$3,000,000.00**	**-87.5%**	
Total Stormwater Bond Cip Fund:		**$24,000,000.00**	**$12,000,000.00**	**$3,000,000.00**	**-87.5%**	
Total Capital Projects Funds:		**$256,907,300.00**	**$135,374,315.40**	**$194,033,303.00**	**-24.5%**	
Internal Service Funds						
ENGINEERING FUND						
Non-Operating						
ENGINEERNG - CHGSVC ENGINEERING	6003-00-0000-000000-512700	$3,269,418.00	$2,724,515.90	$2,828,963.00	-13.5%	
ENGINEER -XFER FR SPEC PROJ RE	6003-00-0000-000000-594000	$497,000.00	$497,000.00	$0.00	-100%	
TRANSFER FROM RISK MANAGEMENT	6003-00-0000-000000-596001	$15,422.00	$12,851.70	$0.00	-100%	
Total Non-Operating:		**$3,781,840.00**	**$3,234,367.60**	**$2,828,963.00**	**-25.2%**	
Total ENGINEERING FUND:		**$3,781,840.00**	**$3,234,367.60**	**$2,828,963.00**	**-25.2%**	
FLEET SERVICES FUND						
Non-Operating						
TRANSFER FROM RISK MANAGEMENT	6004-00-0000-000000-596001	$18,459.00	$15,382.50	$0.00	-100%	
Total Non-Operating:		**$18,459.00**	**$15,382.50**	**$0.00**	**-100%**	
Total FLEET SERVICES FUND:		**$18,459.00**	**$15,382.50**	**$0.00**	**-100%**	
Total Internal Service Funds:		**$3,800,299.00**	**$3,249,750.10**	**$2,828,963.00**	**-25.6%**	
Total:		**$339,965,915.00**	**$212,070,141.54**	**$279,240,484.00**	**-17.9%**	

Revenues by Source

Projected 2023 Revenues by Source

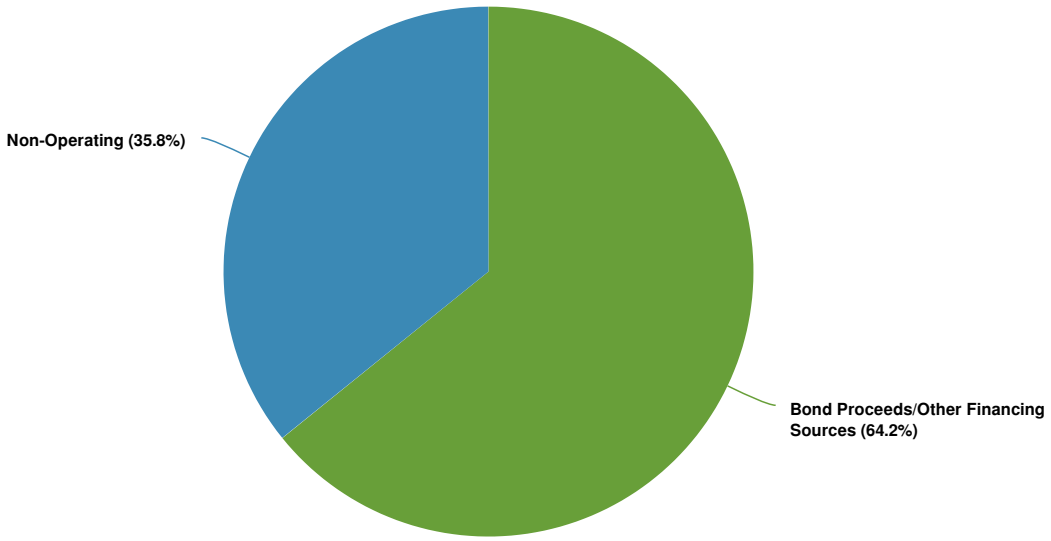

Budgeted and Historical 2023 Revenues by Source

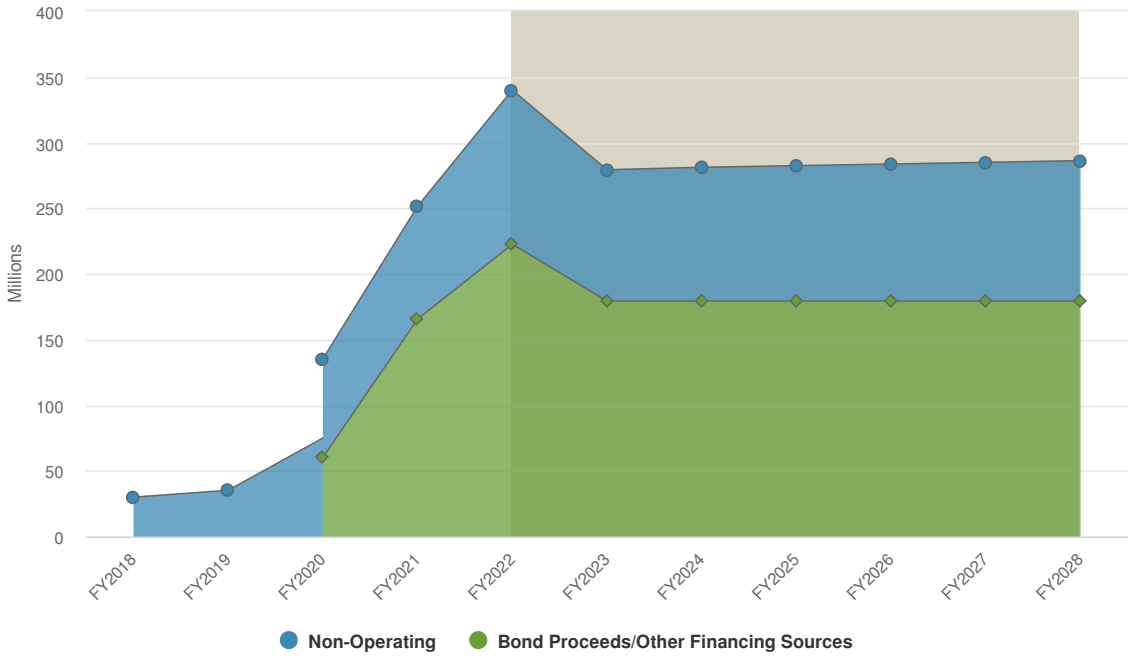

Grey background indicates budgeted figures.

Name	Account ID	FY2022 Amended Budget	FY2022 Actual	FY2023 Budgeted	FY2022 Amended Budget vs. FY2023 Budgeted (% Change)	Notes
Revenue Source						
Operating						
Bond Proceeds/Other Financing Sources						
GO DSF -PROCEEDS FRM DEBT	3003-00-0000-000000-582000	$0.00	$489,287.46	$0.00	0%	
PRK BondCIP -PROCEEDS FRM DEBT	4057-00-0000-000000-582000	$21,890,000.00	$10,945,000.00	$18,110,000.00	-17.3%	
STR BondCIP -PROCEEDS FRM DEBT	4058-00-0000-000000-582000	$76,075,800.00	$40,392,482.31	$25,735,000.00	-66.2%	
FIRE BONDCIP -PROCEEDS FR DEBT	4061-00-0000-000000-582000	$5,257,500.00	$1,630,000.00	$6,655,000.00	26.6%	
TIF1 BondCIP -PROCEEDS F DEBT	4202-00-0000-000000-582000	$0.00	$0.00	$30,250,000.00	N/A	
20 WTR I&S –PROCEEDS FROM DEBT	5003-00-0000-000000-582000	$0.00	$316,538.29	$0.00	0%	
WTR BondCIP -PROCEEDS FRM DEBT	5052-00-0000-000000-582000	$43,000,000.00	$22,000,000.00	$37,548,000.00	-12.7%	
WW DSF -PROCEEDS FROM DEBT	5103-00-0000-000000-582000	$0.00	$72,867.73	$0.00	0%	
WW BondCIP -PROCEEDS FROM DEBT	5152-00-0000-000000-582000	$16,000,000.00	$5,000,000.00	$25,740,000.00	60.9%	
WMR BondCIP -PROCEEDS FRM DEBT	5162-00-0000-000000-582000	$21,000,000.00	$10,500,000.00	$15,140,000.00	-27.9%	
WMR DSF -PROCEEDS FRM DEBT	5173-00-0000-000000-582000	$0.00	$97,098.14	$0.00	0%	
SWst DSF -PROCEEDS FROM DEBT	5203-00-0000-000000-582000	$0.00	$120,034.49	$0.00	0%	
SW BondCIP -PROCEEDS FROM DEBT	5252-00-0000-000000-582000	$15,300,000.00	$7,650,000.00	$17,082,000.00	11.6%	
DRAIN DSF -PROCEEDS FROM DEBT	5903-00-0000-000000-582000	$0.00	$108,927.80	$0.00	0%	
DRAIN BondCIP -PROCEED FR DBT	5952-00-0000-000000-582000	$24,000,000.00	$12,000,000.00	$3,000,000.00	-87.5%	
Total Bond Proceeds/Other Financing Sources:		**$222,523,300.00**	**$111,322,236.22**	**$179,260,000.00**	**-19.4%**	
Total Operating:		**$222,523,300.00**	**$111,322,236.22**	**$179,260,000.00**	**-19.4%**	
Non-Operating						
Taxes (PILOT)						
GF-PAYMENTS IN LIEU OF TAXES	1000-00-0000-000000-412400	$5,625,185.00	$4,687,654.10	$5,905,216.00	5%	
Total Taxes (PILOT):		**$5,625,185.00**	**$4,687,654.10**	**$5,905,216.00**	**5%**	

Name	Account ID	FY2022 Amended Budget	FY2022 Actual	FY2023 Budgeted	FY2022 Amended Budget vs. FY2023 Budgeted (% Change)	Notes
Business and Occupation Fees (Enterprise Funds)						
GF-GROSS RECPTS TAX-WTR,WW,SW	1000-00-0000-000000-413200	$4,907,565.00	$4,276,548.82	$5,500,000.00	12.1%	
SOLID WAST -GROSS RECEIPTS TAX	5200-00-0000-000000-413200	$27,441.00	$0.00	$27,441.00	0%	
Total Business and Occupation Fees (Enterprise Funds):		**$4,935,006.00**	**$4,276,548.82**	**$5,527,441.00**	**12%**	
Indirect - Cost Allocation Overhead						
GF-INDIRECT EXPENSE REIMB	1000-00-0000-000000-481000	$9,879,790.00	$8,239,600.34	$10,223,730.00	3.5%	
Total Indirect - Cost Allocation Overhead:		**$9,879,790.00**	**$8,239,600.34**	**$10,223,730.00**	**3.5%**	
Interdepartmental Billing						
GF-IntDep Billing - Finance	1000-00-0000-000000-490501	$0.00	$0.00	$194,912.00	N/A	
GF-IntDep Billing - Info Tech	1000-00-0000-000000-491101	$40,850.00	$7,837.50	$0.00	-100%	
GF-IntDep Billing - Strts&Drain	1000-00-0000-000000-491811	$2,200,000.00	$1,833,333.40	$2,200,000.00	0%	
GF-IntDep Billing -Parks & Rec	1000-00-0000-000000-493202	$218,152.00	$184,291.60	$218,152.00	0%	
GF-IntDep Billing - Convention	1000-00-0000-000000-496401	$0.00	$0.00	$5,000.00	N/A	
GF-CHG FOR SVC -AIRPT - ARFF	1000-22-2201-000000-448001	$780,000.00	$662,877.57	$860,000.00	10.3%	
GF-IntDep Billing - Finance	5000-00-0000-000000-490501	$53.00	$44.20	$609.00	1,049.1%	
GF-IntDep Billing - Inspection	5000-00-0000-000000-492002	$280.00	$233.30	$1,715.00	512.5%	
WATER -WASTEWATER - COLLECTION	5000-00-0000-000000-496103	$1,786,399.00	$1,488,669.10	$2,038,331.00	14.1%	
GF-IntDep Billing - WMARSS	5000-00-0000-000000-496210	$223.00	$185.80	$223.00	0%	
GF-IntDep Billing - Convention	5000-00-0000-000000-496401	$0.00	$0.00	$141.00	N/A	
WATER -SOLIDWASTE - GEN&ADMIN	5000-00-0000-000000-496560	$841,641.00	$701,367.50	$982,299.00	16.7%	
WATER - IntDep Billing - STMWTR	5000-00-0000-000000-497501	$280,547.00	$233,789.20	$327,433.00	16.7%	
ENGINEERNG -CHGSVC ENGINEERING	6003-00-0000-000000-512700	$3,269,418.00	$2,724,515.90	$2,828,963.00	-13.5%	

Name	Account ID	FY2022 Amended Budget	FY2022 Actual	FY2023 Budgeted	FY2022 Amended Budget vs. FY2023 Budgeted (% Change)	Notes
Total Interdepartmental Billing:		**$9,417,563.00**	**$7,837,145.07**	**$9,657,778.00**	**2.6%**	
Transfers In						
GF-TRANS COURT SECURITY	1000-00-0000-000000-592101	$60,000.00	$60,000.00	$0.00	-100%	
GF-XFER ABAND MOTOR VEH	1000-00-0000-000000-592110	$50,000.00	$41,666.70	$50,000.00	0%	
GF -XFER FRM SPEC PROJ RES FND	1000-00-0000-000000-594000	$3,420,000.00	$3,420,000.00	$0.00	-100%	
ED INCENT -XFER FROM GEN FUND	1002-00-0000-000000-591000	$3,250,000.00	$3,250,000.00	$3,500,000.00	7.7%	
TRANSFER FROM RISK MANAGEMENT	2001-00-0000-000000-596001	$29,795.00	$24,829.20	$0.00	-100%	
HLTHADMIN -XFER FROM GEN FUND	2001-51-5101-000000-591000	$3,863,148.00	$3,219,290.00	$3,863,148.00	0%	
STRT MNT-XFER FROM GEN FUND	2301-00-0000-000000-591000		$0.00	$2,050,000.00	N/A	
GEN$CIP -TRANSFER FR GEN FUND	4000-00-0000-000000-591000	$11,000,000.00	$11,000,000.00	$0.00	-100%	
SPC -XFER FROM TIF ZONE #1	4000-00-0000-000000-592003	$0.00	$497,000.00	$3,360,000.00	N/A	
SPC -XFER FROM TIF2	4000-00-0000-000000-592004	$0.00	$717,833.09	$0.00	0%	
CAP EQP RP -XFER FROM GEN FUND	4002-00-0000-000000-591000	$0.00	$0.00	$70,630.00	N/A	
GOV-VEHICL -XFER FROM GEN FUND	4008-00-0000-000000-591000	$0.00	$0.00	$38,173.00	N/A	
TRANSFER FROM GENERAL FUND	4008-00-0000-000000-591000-DP23	$0.00	$0.00	$1,980,000.00	N/A	
GOV-VEHICL - XFER FR INT 2016	4008-00-0000-000000-594344	$0.00	$8,898.78	$0.00	0%	
GOV-VEHICL -XFER FR INT 2017	4008-00-0000-000000-594349	$0.00	$1,500.00	$0.00	0%	
GOV-VEHICL -XFER FR INT 2018	4008-00-0000-000000-594369	$1,700,000.00	$1,170,000.00	$0.00	-100%	
GOV-VEHICL -XFER FR INT 2019	4008-00-0000-000000-594375	$0.00	$519,601.22	$1,450,000.00	N/A	
PARKS $ CIP -XFER FRM GEN FUND	4052-00-0000-000000-591000	$0.00	$0.00	$120,000.00	N/A	
STREET$CIP -XFER FROM GEN FUND	4053-00-0000-000000-591000	$16,100,000.00	$8,050,000.00	$4,900,000.00	-69.6%	
TRANSFER FROM RISK MANAGEMENT	5000-00-0000-000000-596001	$145,042.00	$120,868.30	$0.00	-100%	
20 WTR I&S –XFER FROM WATER	5003-00-0000-000000-595000	$20,132,526.00	$20,067,173.68	$20,803,130.00	3.3%	

Name	Account ID	FY2022 Amended Budget	FY2022 Actual	FY2023 Budgeted	FY2022 Amended Budget vs. FY2023 Budgeted (% Change)	Notes
WTR $CIP -XFER FROM WATER	5051-00-0000-000000-595000	$3,000,000.00	$1,500,000.00	$1,500,000.00	-50%	
TRANSFER FROM WMARSS O&M	5100-00-0000-000000-595160	$369,994.00	$308,328.30	$369,994.00	0%	
TRANSFER FROM RISK MANAGEMENT	5100-00-0000-000000-596001	$72,943.00	$60,785.80	$0.00	-100%	
WW DSF -TRANSFER FROM WATER	5103-00-0000-000000-595000	$0.00	$500.00	$0.00	0%	
WW DSF -XFER FRM WASTEWATER	5103-00-0000-000000-595100	$13,975,474.00	$13,958,234.45	$13,825,455.00	-1.1%	
WW $CIP -XFER <GENERAL FUND	5151-00-0000-000000-591000	$1,000,000.00			-100%	
WW $CIP -XFER FROM WASTEWTR	5151-00-0000-000000-595100	$0.00	$1,000,000.00	$1,000,000.00	N/A	
TRANSFER FROM RISK MANAGEMENT	5160-00-0000-000000-596001	$160,452.00	$133,710.00	$0.00	-100%	
WMR DSF -XFR FR WMARSS O&M	5173-00-0000-000000-595160	$1,487,004.00	$1,487,090.62	$2,082,147.00	40%	
TRANSFER FROM RISK MANAGEMENT	5200-00-0000-000000-596001	$96,930.00	$80,775.00	$0.00	-100%	
SWst DSF -XFER FR SOLID WSTE	5203-00-0000-000000-595200	$1,425,006.00	$1,420,678.45	$2,266,131.00	59%	
SW $ CIP -XFER FR SOLID WSTE	5251-00-0000-000000-595200	$0.00	$0.00	$232,000.00	N/A	
TRANSFER FROM RISK MANAGEMENT	5300-00-0000-000000-596001	$54,674.00	$45,561.70	$0.00	-100%	
AIRPRT$CIP -XFER FROM AIRPORT	5351-00-0000-000000-595300	$1,584,000.00	$792,000.00	$122,500.00	-92.3%	
TRANSFER FROM RISK MANAGEMENT	5400-00-0000-000000-596001	$42,298.00	$35,248.30	$0.00	-100%	
RHOF -XFER FROM GEN FUND	5500-00-0000-000000-591000	$538,787.00	$448,991.70	$1,100,000.00	104.2%	
RHOF -XFER FROM CONV CENTER	5500-00-0000-000000-595400	$150,000.00	$125,000.00	$150,000.00	0%	
TRANSFER FROM RISK MANAGEMENT	5500-00-0000-000000-596001	$18,617.00	$15,514.20	$0.00	-100%	
WACO TRANS -XFER FROM GEN FUND	5600-00-0000-000000-591000	$701,728.00	$0.00	$701,728.00	0%	
ZOO FUND -XFER FROM GEN FUND	5700-00-0000-000000-591000	$1,846,770.00	$1,538,975.00	$1,846,770.00	0%	
TRANSFER FROM RISK MANAGEMENT	5700-00-0000-000000-596001	$61,599.00	$51,332.50	$0.00	-100%	
GOLF COURS -XFER FROM GEN FUND	5800-00-0000-000000-591000	$0.00	$0.00	$500,000.00	N/A	
TRANSFER FROM RISK MANAGEMENT	5800-00-0000-000000-596001	$12,403.00	$10,335.80	$0.00	-100%	
DRAIN DSF -XFER FRM STRMWTR O	5903-00-0000-000000-595900	$705,000.00	$0.00	$784,513.00	11.3%	

Name	Account ID	FY2022 Amended Budget	FY2022 Actual	FY2023 Budgeted	FY2022 Amended Budget vs. FY2023 Budgeted (% Change)	Notes
ENGINEER -XFER FR SPEC PROJ RE	6003-00-0000-000000-594000	$497,000.00	$497,000.00	$0.00	-100%	
TRANSFER FROM RISK MANAGEMENT	6003-00-0000-000000-596001	$15,422.00	$12,851.70	$0.00	-100%	
TRANSFER FROM RISK MANAGEMENT	6004-00-0000-000000-596001	$18,459.00	$15,382.50	$0.00	-100%	
Total Transfers In:		**$87,585,071.00**	**$75,706,956.99**	**$68,666,319.00**	**-21.6%**	
Total Non-Operating:		**$117,442,615.00**	**$100,747,905.32**	**$99,980,484.00**	**-14.9%**	
Total Revenue Source:		**$339,965,915.00**	**$212,070,141.54**	**$279,240,484.00**	**-17.9%**	

DEPARTMENTS

City Manager's Office

Mission
The City Manager's Office introduces and promotes directives of the City Council to the organization and facilitates the achievement of Council Goals.

Departmental Overview
Responsible for the administration of all City affairs and serving as the liaison between policymaking and administrative branches of City Government.

DIVISIONS & FTES
20.75 FTEs

Programs of Services
The City Manager's Office is the executive arm of the City of Waco and is responsible for the administration of all City functions. The City Manager's Office serves as a conduit of information between the City Council and the staff, facilitates staff functions, interfaces with the community, and advises the Council on City policies and programs. The City Manager's Office fosters an atmosphere of support and growth within the organization, practices quality management principles and recruits qualified management personnel to lead the organization.

FY22 Accomplishments
- Identification of organizational Equity Officer and establishment of employee Equity and Inclusion workgroup
- Implementation of Sustainability programs including completion of Utility Assessment Report with consideration towards an Energy Savings Performance Contract
- Excelled in economic development goals by bringing in significant business investment- including the historic Baylor Pavilion project agreement, creating job opportunities and improving quality of life for Waco residents
- Launch of city-wide online data and transparency tools, to encourage public participation and civic engagement of local government operations
- Identified and implemented long-term plan for waste disposal
- Supported development of a Rapid Transit Corridor

FY23 Objectives
- Monitor and maintain a balanced budget
- Maintain a high regard for ethical and responsible government
- Continue development of equitable practices, policies, and procedures
- Develop and maintain organization-wide performance measures and key performance indicators
- Develop and enhance employee recruitment and retention initiatives
- Continue investment in Better Streets Waco and Building Waco Capital Improvement Program projects
- Continuing analysis of high growth areas and the ongoing development process improvements
- Support critical erosion and infrastructure improvements in Lake Brazos

Performance Measures
The City Manager's Office is responsible for carrying out all the strategic goals of the City and helps departments achieve the goals and measures outlined in each department section.

Department Diversity
By Race/Ethnicity and Gender

	American Indian/Alaskan Native	Hispanic or Latino	Asian	Black or African American	Native Hawaiian or Pacific Islander	White	Two or More Races	Male	Female
City of Waco Population*	0.4%	31.8%	2.2%	20.6%	0.1%	43.7%	6.4%	48.4%	51.6%
City Organization	1%	19%	1%	10%	0%	67%	2%	64%	36%
City Manager's Office	0%	0%	0%	15%	0%	85%	0%	31%	69%

*U.S.Census Bureau: https://www.census.gov/quickfacts/wacocitytexas

Expenditures Summary

Base budget adjustments include increases to contractual obligations. The FY23 Budget also includes 6 new positions, including 4 Management Analysts and 2 Project Managers. Two positions will be funded through the American Rescue Plan Grant funds.

$4,332,011 **$811,035**
(23.03% vs. prior year)

City Manager's Office Proposed and Historical Budget vs. Actual

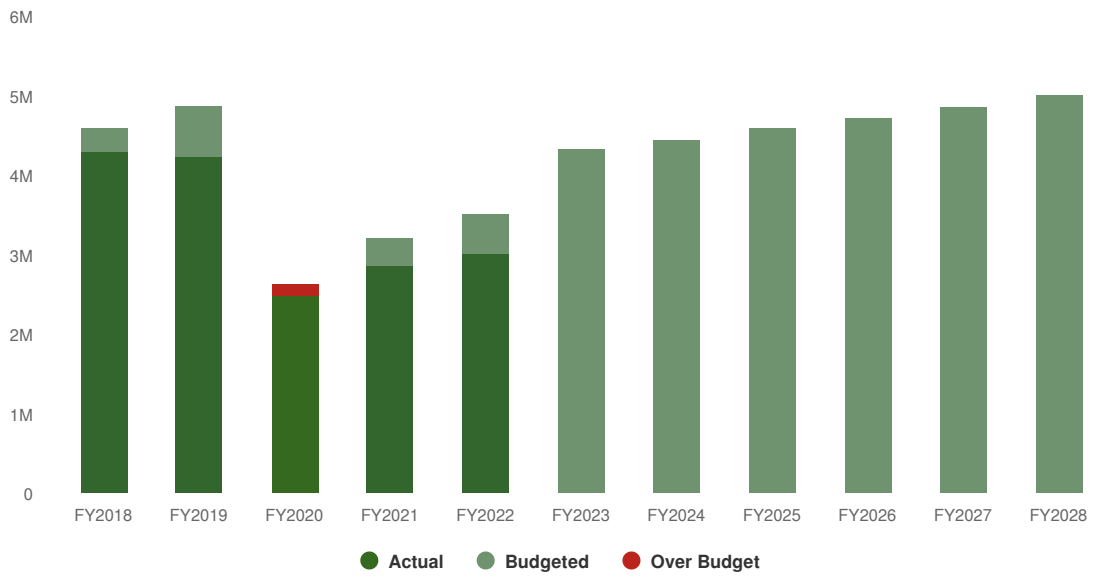

Expenditures by Expense Type

Budgeted Expenditures by Expense Type

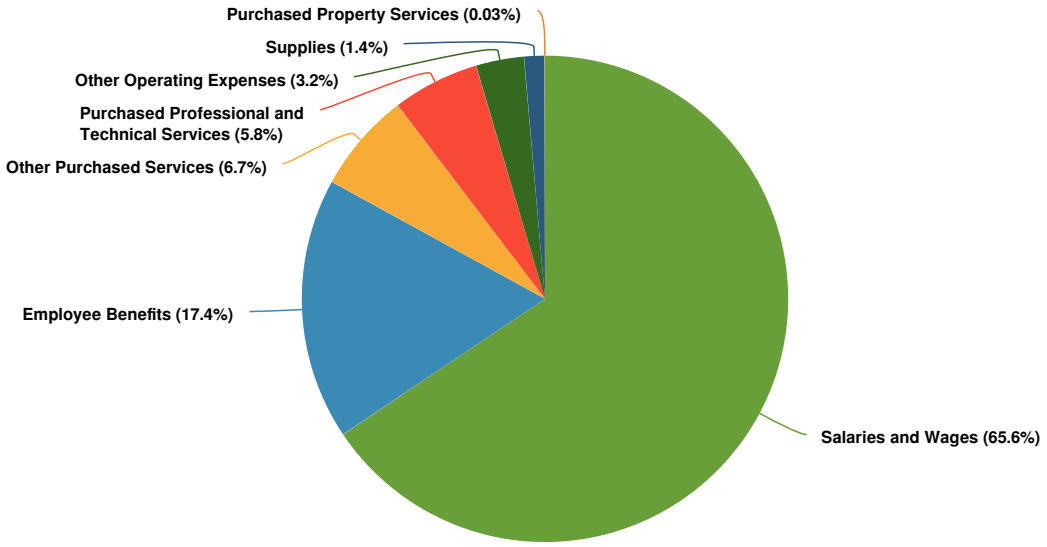

Budgeted and Historical Expenditures by Expense Type

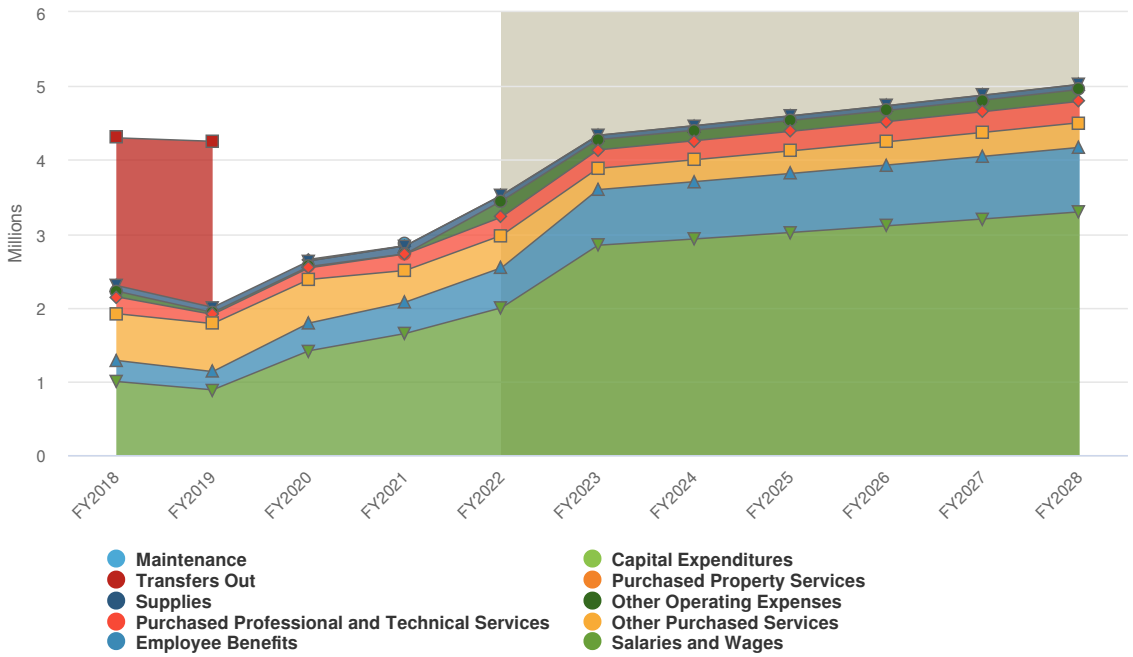

Grey background indicates budgeted figures.

Name	Account ID	FY2022 Amended Budget	FY2022 Actual	FY2023 Budgeted	FY2022 Amended Budget vs. FY2023 Budgeted (% Change)	Notes
Expense Objects						
Salaries and Wages						
REGULAR SALARIES	1000-01-0101-000000-601010	$1,855,752.00	$1,602,371.05	$2,318,329.00	24.9%	
PART TIME - REGULAR	1000-01-0101-000000-601020	$140,000.00	$27,901.00	$329,595.00	135.4%	
OVERTIME	1000-01-0101-000000-601030	$0.00	$275.42	$455.00	N/A	
EMPLOYEE PAYOFF	1000-01-0101-000000-601070	$0.00	$42,205.43	$0.00	0%	
REGULAR SALARIES	1000-01-0103-000000-601010	$0.00	$0.00	$106,057.00	N/A	
REGULAR SALARIES	1000-01-0108-000000-601010	$0.00	$0.00	$87,344.00	N/A	
Total Salaries and Wages:		**$1,995,752.00**	**$1,672,752.90**	**$2,841,780.00**	**42.4%**	
Employee Benefits						
GF-ADMIN -GROUP HEALTH	1000-01-0101-000000-612101	$107,759.00	$97,919.04	$128,000.00	18.8%	
GF-ADMIN -GROUP LIFE	1000-01-0101-000000-612102	$630.00	$528.66	$853.00	35.4%	
GF-ADMIN -SOC SEC-MEDIC	1000-01-0101-000000-612200	$152,675.00	$108,291.51	$202,601.00	32.7%	
GF-ADMIN -PENSION-	1000-01-0101-000000-612300	$276,778.00	$244,477.89	$347,817.00	25.7%	
GF-ADMIN -WORK COMP	1000-01-0101-000000-612600	$4,518.00	$3,766.05	$6,019.00	33.2%	
GF-AUDIT -GROUP HEALTH	1000-01-0103-000000-612101	$0.00	$0.00	$16,000.00	N/A	
GF-AUDIT -GROUP LIFE	1000-01-0103-000000-612102	$0.00	$0.00	$47.00	N/A	
GF-AUDIT -SOC SEC-MEDIC	1000-01-0103-000000-612200	$0.00	$0.00	$8,113.00	N/A	
GF-AUDIT -PENSION-	1000-01-0103-000000-612300	$0.00	$0.00	$15,909.00	N/A	
GF-AUDIT -WORK COMP	1000-01-0103-000000-612600	$0.00	$0.00	$240.00	N/A	
GF-SUSTAIN -GROUP HEALTH	1000-01-0108-000000-612101	$0.00	$0.00	$8,000.00	N/A	
GF-SUSTAIN -GROUP LIFE	1000-01-0108-000000-612102	$0.00	$0.00	$47.00	N/A	
GF-SUSTAIN -SOC SEC -MEDIC	1000-01-0108-000000-612200	$0.00	$0.00	$6,682.00	N/A	
GF-SUSTAIN -PENSION-	1000-01-0108-000000-612300	$0.00	$0.00	$13,102.00	N/A	
GF-SUSTAIN -WORK COMP	1000-01-0108-000000-612600	$0.00	$0.00	$198.00	N/A	

Name	Account ID	FY2022 Amended Budget	FY2022 Actual	FY2023 Budgeted	FY2022 Amended Budget vs. FY2023 Budgeted (% Change)	Notes
Total Employee Benefits:		**$542,360.00**	**$454,983.15**	**$753,628.00**	**39%**	
Purchased Professional and Technical Services						
GF-ADMIN -SPEC SVC	1000-01-0101-000000-623100	$248,432.00	$340,545.74	$250,000.00	0.6%	
Total Purchased Professional and Technical Services:		**$248,432.00**	**$340,545.74**	**$250,000.00**	**0.6%**	
Purchased Property Services						
GF-ADMIN -FACILITY RENT	1000-01-0101-000000-634401	$3,000.00	$1,591.00	$1,130.00	-62.3%	
Total Purchased Property Services:		**$3,000.00**	**$1,591.00**	**$1,130.00**	**-62.3%**	
Maintenance						
GF-ADMIN -MAINT - SIGNS&MARK	1000-01-0101-000000-644711	$0.00	$918.82	$0.00	0%	
GF-ADMIN -MAINT - OTHER	1000-01-0101-000000-644815	$0.00	$28,866.85	$0.00	0%	
GF-COUNCIL -MAINT - OTHER	1000-01-0102-000000-644815-A1001	$0.00	$54.11	$0.00	0%	
Total Maintenance:		**$0.00**	**$29,839.78**	**$0.00**	**0%**	
Other Purchased Services						
GF-ADMIN -INSUR -PROPERTY	1000-01-0101-000000-655100	$11,174.00	$11,174.00	$14,435.00	29.2%	
GF-ADMIN -INSUR - GEN LIAB	1000-01-0101-000000-655300	$3,782.00	$3,782.00	$4,636.00	22.6%	
GF-ADMIN - COMMUNICATIONS	1000-01-0101-000000-655600	$1,400.00	$1,727.62	$1,400.00	0%	
GF-ADMIN -CELL PHONES	1000-01-0101-000000-655602	$6,600.00	$10,524.95	$7,400.00	12.1%	
GF-ADMIN -ADVERT-PROMO	1000-01-0101-000000-655701	$350,000.00	$256,302.62	$187,000.00	-46.6%	
GF-ADMIN -TRAVEL&TRAIN	1000-01-0101-000000-655800	$25,500.00	$13,457.79	$25,500.00	0%	
GF-ADMIN-TRAVEL/ EMERSON D	1000-01-0101-000000-655800-A5195	$0.00	$9,380.01	$0.00	0%	
GF-ADMIN -TRAVEL / FORD B	1000-01-0101-000000-655800-A6025	$0.00	$9,495.33	$0.00	0%	
GF-ADMIN -TRAVEL / CAIN, P	1000-01-0101-000000-655800-A6027	$0.00	$1,166.10	$0.00	0%	

Name	Account ID	FY2022 Amended Budget	FY2022 Actual	FY2023 Budgeted	FY2022 Amended Budget vs. FY2023 Budgeted (% Change)	Notes
GF-ADMIN -TRAVEL / BLACKMON, L	1000-01-0101-000000-655800-A6030	$0.00	$4,004.70	$0.00	0%	
GF-ADMIN -DUES AND MEMB	1000-01-0101-000000-655850	$39,560.00	$43,816.85	$39,490.00	-0.2%	
GF-ADMIN -OTH PURCHSVC-EQUIP	1000-01-0101-000000-655901	$0.00	$911.84	$0.00	0%	
OTHER PURCH SVCS - COMPUTERS	1000-01-0101-000000-655908		$0.00	$6,000.00	N/A	
GF-COUNCIL-TRAVEL/BAREFIELD A	1000-01-0102-000000-655800-A1001	$0.00	$11,076.80	$0.00	0%	
GF-COUNCIL-TRAVEL/ RODRIGUEZ A	1000-01-0102-000000-655800-A1390	$0.00	$25.00	$0.00	0%	
GF-COUNCIL-TRAVEL/ MEEK D	1000-01-0102-000000-655800-A5019	$0.00	$1,865.25	$0.00	0%	
GF-COUNCIL-TRAVEL/ HOLMES, JIM	1000-01-0102-000000-655800-A6020	$0.00	$7,620.36	$0.00	0%	
GF-COUNCIL-TRAVEL/ PALMER, K	1000-01-0102-000000-655800-A6028	$0.00	$3,107.80	$0.00	0%	
GF-AUDIT -TRAVEL&TRAIN	1000-01-0103-000000-655800	$0.00	$0.00	$2,500.00	N/A	
Total Other Purchased Services:		**$438,016.00**	**$389,439.02**	**$288,361.00**	**-34.2%**	
Supplies						
GF-ADMIN -SUPPL - OFFICE	1000-01-0101-000000-666101	$8,200.00	$10,280.50	$8,200.00	0%	
GF-ADMIN -SUPPL -MINOR TOOLS	1000-01-0101-000000-666102	$0.00	$1,961.91	$0.00	0%	
GF-ADMIN -SUPPL - NON-EXPEND	1000-01-0101-000000-666103	$5,986.64	$19,933.24	$0.00	-100%	
GF-ADMIN -SUPPL - SOFTWARE	1000-01-0101-000000-666104	$0.00	$46,856.00	$0.00	0%	
GF-ADMIN -SUPPL-JANITOR/MECH	1000-01-0101-000000-666107	$0.00	$164.35	$0.00	0%	
GF-ADMIN -SUPPL - OTHER	1000-01-0101-000000-666110	$12,000.00	$13,475.86	$12,000.00	0%	
GF-ADMIN -ENERGY - HEAT&FUEL	1000-01-0101-000000-666201	$2,500.00	$1,670.56	$1,613.00	-35.5%	
GF-ADMIN -ENERGY - ELECTRIC	1000-01-0101-000000-666202	$46,400.00	$30,185.11	$36,681.00	-20.9%	
GF-AUDIT -SUPPLIES - OFFICE	1000-01-0103-000000-666101	$0.00	$14.41	$0.00	0%	

Name	Account ID	FY2022 Amended Budget	FY2022 Actual	FY2023 Budgeted	FY2022 Amended Budget vs. FY2023 Budgeted (% Change)	Notes
Total Supplies:		**$75,086.64**	**$124,541.94**	**$58,494.00**	**-22.1%**	
Other Operating Expenses						
GF-ADMIN -OTH EXP-MISC	1000-01-0101-000000-678308	$5,000.00	$0.00	$5,000.00	0%	
GF-ADMIN -OTH EXP - CONTINGENCY	1000-01-0101-000000-678313	$213,328.97	$0.00	$133,618.00	-37.4%	
Total Other Operating Expenses:		**$218,328.97**	**$0.00**	**$138,618.00**	**-36.5%**	
Total Expense Objects:		**$3,520,975.61**	**$3,013,693.53**	**$4,332,011.00**	**23%**	

City Council

Mission
To provide policy direction to the City Manager, City Attorney, City Secretary and the Municipal Judge and to effectively represent the citizens of Waco.

Departmental Overview
The City Council consists of a Mayor elected at-large and five council members representing five districts within the City limits. The City Council is committed to improving quality of life for all members of our community and guiding policy to create a resilient city and address current and future challenges. The Council's strategic goals are:

- Facilitate Economic Development
- Create a Culture of Equity and Inclusion
- Build a High Performing Government
- Improve Infrastructure
- Provide a Safe and Resilient City
- Enhance Quality of Life
- Support Sustainability

Expenditures Summary

The Fiscal Year 2023 budget for City council is reduced from Fiscal Year 2022 due to matching the council stipend to the approved amount. The Fiscal Year 2022 budget was established using a monthly stipend of $2K whereas the final approved amount was $1,650 per month. This decline is offset by a slight increase in the facility rental budget for Fiscal Year 2023 for the Bosque Theater where the City Council meetings are held.

$332,781 **-$18,472**
(-5.26% vs. prior year)

City Council Proposed and Historical Budget vs. Actual

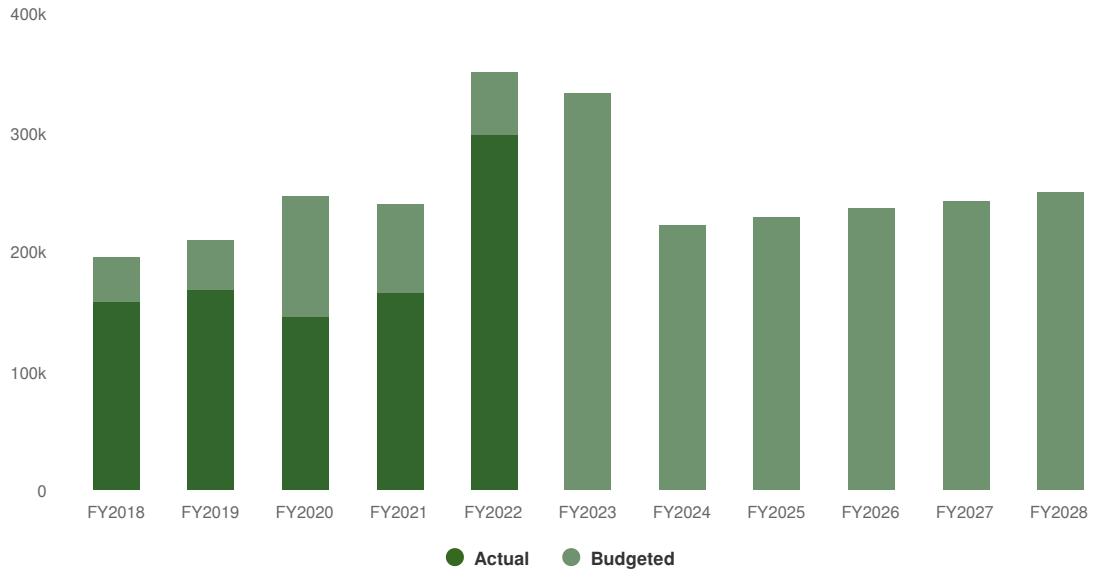

Expenditures by Expense Type

Budgeted Expenditures by Expense Type

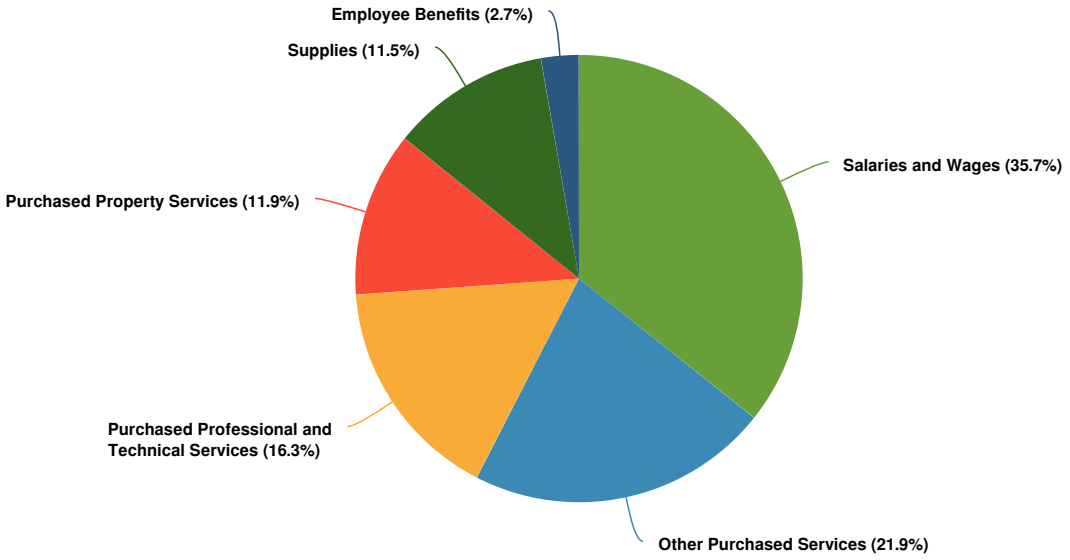

Budgeted and Historical Expenditures by Expense Type

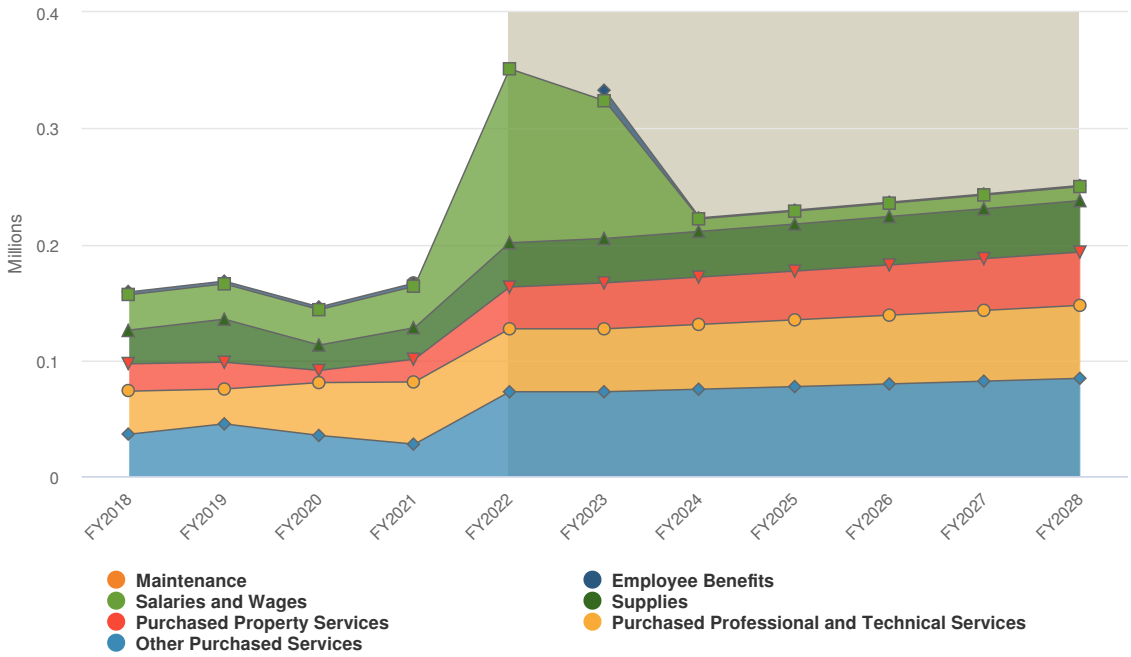

Grey background indicates budgeted figures.

Name	Account ID	FY2022 Amended Budget	FY2022 Actual	FY2023 Budgeted	FY2022 Amended Budget vs. FY2023 Budgeted (% Change)	Notes
Expense Objects						
Salaries and Wages						
GF-COUNCIL -TEMP POOL - REG	1000-01-0102-000000-601601	$150,000.00	$103,950.00	$118,800.00	-20.8%	
Total Salaries and Wages:		**$150,000.00**	**$103,950.00**	**$118,800.00**	**-20.8%**	
Employee Benefits						
GF-COUNCIL -SOC SEC-MEDIC	1000-01-0102-000000-612200	$0.00	$7,952.20	$9,088.00	N/A	
Total Employee Benefits:		**$0.00**	**$7,952.20**	**$9,088.00**	**N/A**	
Purchased Professional and Technical Services						
GF-COUNCIL -SPEC SVC	1000-01-0102-000000-623100	$54,264.00	$52,499.27	$54,264.00	0%	
Total Purchased Professional and Technical Services:		**$54,264.00**	**$52,499.27**	**$54,264.00**	**0%**	
Purchased Property Services						
GF-COUNCIL - FACILITY RENT	1000-01-0102-000000-634401	$36,000.00	$41,832.13	$39,640.00	10.1%	
Total Purchased Property Services:		**$36,000.00**	**$41,832.13**	**$39,640.00**	**10.1%**	
Maintenance						
GF-COUNCIL -MAINT - OTHER	1000-01-0102-000000-644815	$0.00	$1,200.00	$0.00	0%	
Total Maintenance:		**$0.00**	**$1,200.00**	**$0.00**	**0%**	
Other Purchased Services						
GF-COUNCIL -CELL PHONES	1000-01-0102-000000-655602	$5,541.00	$5,116.70	$5,541.00	0%	
GF-COUNCIL -ADVERTISING	1000-01-0102-000000-655700	$0.00	$372.28	$0.00	0%	
GF-COUNCIL-ADVERT-PROMO	1000-01-0102-000000-655701	$0.00	$334.00	$0.00	0%	
GF-COUNCIL -TRAVEL&TRAIN	1000-01-0102-000000-655800	$46,800.00	$17,920.72	$46,800.00	0%	
GF-COUNCIL -DUES AND MEMB	1000-01-0102-000000-655850	$20,398.00	$20,490.00	$20,398.00	0%	
GF-COUNCIL -OTH PURCHSVC-EQUIP	1000-01-0102-000000-655901	$0.00	$2,426.68	$0.00	0%	
Total Other Purchased Services:		**$72,739.00**	**$46,660.38**	**$72,739.00**	**0%**	
Supplies						

Name	Account ID	FY2022 Amended Budget	FY2022 Actual	FY2023 Budgeted	FY2022 Amended Budget vs. FY2023 Budgeted (% Change)	Notes
GF-COUNCIL -SUPPL - OFFICE	1000-01-0102-000000-666101	$7,450.00	$12,885.60	$7,450.00	0%	
GF-COUNCIL -SUPPL - NON-EXPEND	1000-01-0102-000000-666103	$1,868.00	$2,507.03	$1,868.00	0%	
GF-COUNCIL -SUPPL - OTHER	1000-01-0102-000000-666110	$28,932.00	$29,119.83	$28,932.00	0%	
Total Supplies:		**$38,250.00**	**$44,512.46**	**$38,250.00**	**0%**	
Total Expense Objects:		**$351,253.00**	**$298,606.44**	**$332,781.00**	**-5.3%**	

Economic Development

Economic Development

Mission

Encourage economic growth in the City of Waco through strategic incentives to recruit new businesses, expand existing business, continue to build a robust, equitable economy, and support public infrastructure improvement projects, to increase the local tax base and improve the quality of life for all residents.

Departmental Overview

Strategic business growth through targeted recruitment and retention incentives. Increasing employment opportunities and reinvestment in existing building stock. Enhance neighborhoods and generate new construction to attract citizens to Waco.

Divisions and FTEs

4.000 FTEs

Programs of Services

Economic Development coordinates efforts with the state and federal government to provide programs for new and expanding businesses, ranging from tax abatements to foreign trade zones. The City continues to seek additional resources and partnerships that can be utilized to facilitate economic development. Planned economic growth is supported by the City's infrastructure development in all areas of zoning, public safety, utilities, solid waste, parks, and amenities. Waco continues to emphasize the redevelopment of downtown through the Public Improvement District #1, Tax Increment Finance Zones and the "Imagine Waco" downtown master plan. The City works on the recruitment and retention of good-paying jobs in both the skilled labor and professional realms. The evolving emphasis is on bringing people to jobs and bringing jobs to people wherever possible.

FY22 Accomplishments

- Engaged with the Foster Pavilion Project to become a major sports and entertainment venue with arena hotel and parking amenities for downtown Waco.
- Recruited and maximized new businesses to Waco through recruitment and potential incentives
- Developed new business incentives for major corporations that enhance employee compensation, benefits, and ancillary community growth.
- Engaged downtown growth through TIF project awards.
- Enhanced economic growth through partnerships with chambers and community agencies.
- Incentivized the retention and growth of local businesses through economic development tools.
- Attracted new businesses: AstenJohnson, Northgate RV Resort, Magnolia Headquarters

FY23 Objectives

- Manage the team responsible for the construction of the Foster Pavilion and Arena Hotel.
- Continue the redevelopment of Floyd Casey property that will enhance the use of and connect the property to the community.
- Extend the life of TIF Zone 1 developments to infuse the downtown with jobs, entertainment, business, tourism, dynamic and diversified growth.
- Continue working with area economic development partners.

Performance Measures

Strategic Goal: Facilitate Economic Development			
Performance Indicators	FY 2021	FY 2022	FY 2023 Goal
Number of Jobs Supported through ED Agreements	5106	5,246	5,500
Dollar Amount under contract to be brought in through Capital Investments	902,821,673	936,151,673	950,000,000
Increase in Taxable Property Value	11,682,413,002	14,547,820,191	14,750,000,000
Total number of occupied hotel room annually	674,135	858,207	850,000
Business Retention and Expansion Visits.	N/A	48	48

Expenditures Summary

The department will see a decrease of $3.8 million dollars for FY 23. This is primarily due to a $3.36 million expense for the pavilion project.

$1,326,589 **-$3,802,684**
(-74.14% vs. prior year)

Economic Development Proposed and Historical Budget vs. Actual

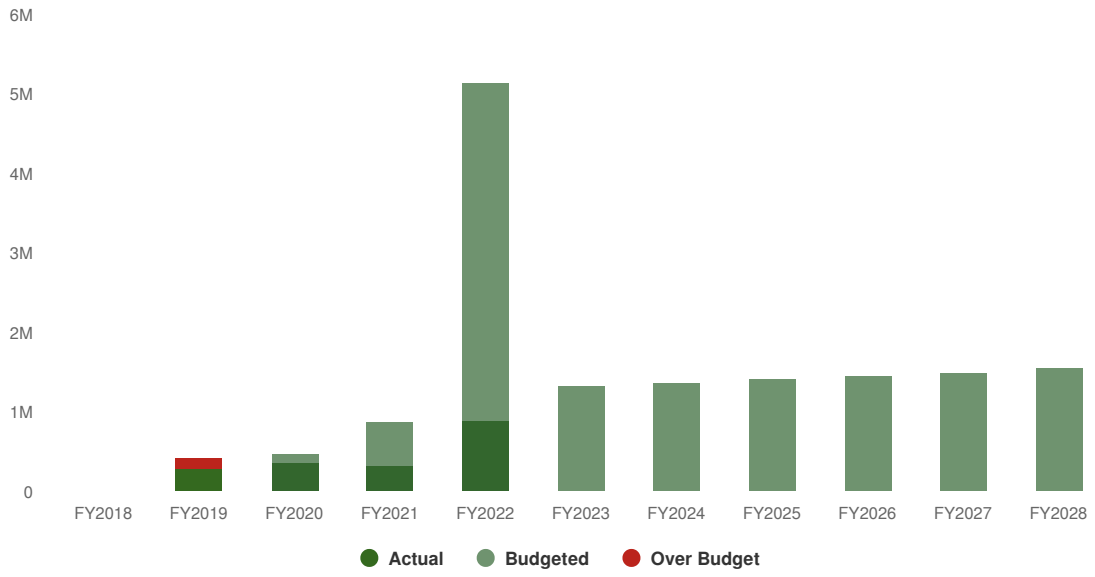

Expenditures by Fund

2023 Expenditures by Fund

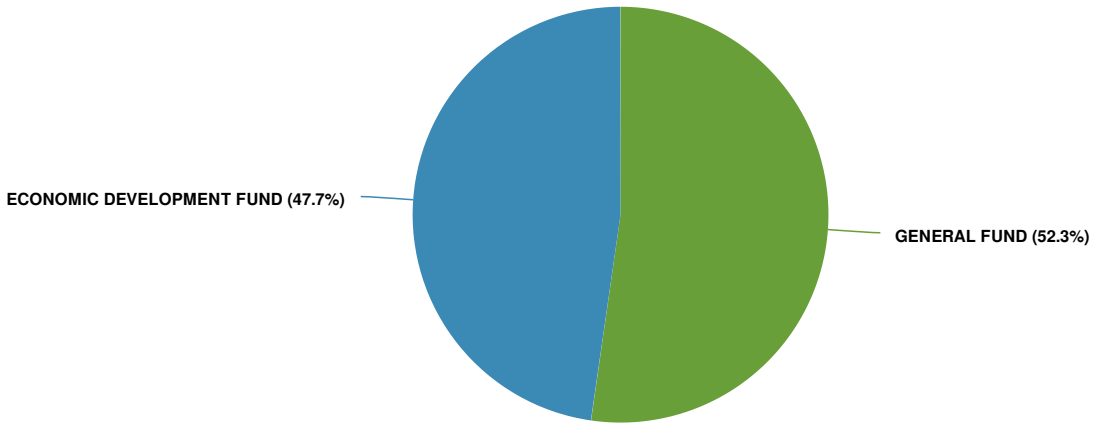

Budgeted and Historical 2023 Expenditures by Fund

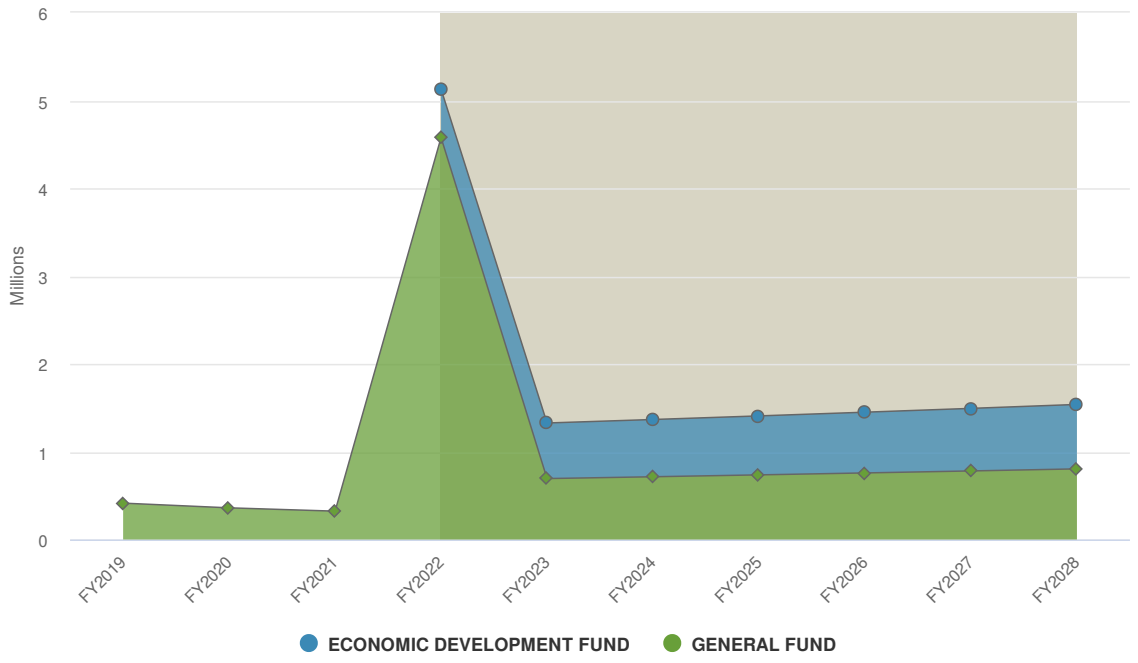

Grey background indicates budgeted figures.

Name	Account ID	FY2022 Amended Budget	FY2022 Actual	FY2023 Budgeted	FY2022 Amended Budget vs. FY2023 Budgeted (% Change)	Notes
GENERAL FUND						
REGULAR SALARIES	1000-01-0104-000000-601010	$465,362.00	$221,175.69	$428,577.00	-7.9%	
EMPLOYEE PAYOFF	1000-01-0104-000000-601070	$0.00	$2,354.72	$0.00	0%	
GF-ADM-ECODEV -GROUP HEALTH	1000-01-0104-000000-612101	$33,097.00	$17,536.52	$32,000.00	-3.3%	
GF-ADM-ECODEV -GROUP LIFE	1000-01-0104-000000-612102	$203.00	$102.72	$190.00	-6.4%	
GF-ADM-ECODEV -SOC SEC- MEDIC	1000-01-0104-000000-612200	$35,600.00	$16,280.86	$32,786.00	-7.9%	
GF-ADM-ECODEV -PENSION	1000-01-0104-000000-612300	$69,804.00	$33,529.49	$64,286.00	-7.9%	
GF-ADM-ECODEV -WORK COMP	1000-01-0104-000000-612600	$1,054.00	$506.33	$970.00	-8%	
GF-ADM-ECODEV -SPECIAL SVCS	1000-01-0104-000000-623100	$539,356.00	$259,893.55	$15,131.00	-97.2%	
GF-ADM-ECODEV -FACILITY RENT	1000-01-0104-000000-634401	$3,150.00	$0.00	$53,460.00	1,597.1%	
GF-MISC ED -MAINT -OTHER	1000-01-0104-000000-644815	$0.00	$196.89	$0.00	0%	

Name	Account ID	FY2022 Amended Budget	FY2022 Actual	FY2023 Budgeted	FY2022 Amended Budget vs. FY2023 Budgeted (% Change)	Notes
INSURANCE - GENERAL LIABILITY	1000-01-0104-000000-655300	$0.00	$0.00	$1,494.00	N/A	
GF-ADM-ECODEV - COMMUNICATIONS	1000-01-0104-000000-655600	$189.00	$130.02	$0.00	-100%	
GF-ADM-ECODEV -CELL PHONES	1000-01-0104-000000-655602	$2,079.00	$3,110.94	$2,669.00	28.4%	
GF-ADM-ECODEV - ADVERTISING	1000-01-0104-000000-655700	$0.00	$10,500.00	$0.00	0%	
ADVERTISING - PROMOTIONS	1000-01-0104-000000-655701	$2,000.00	$1,340.72	$2,000.00	0%	
GF-ADM-ECODEV -ADVER-LEGAL ADS	1000-01-0104-000000-655702	$4,375.00	$3,400.10	$4,375.00	0%	
GF-ADM-ECODEV - TRAVEL&TRAIN	1000-01-0104-000000-655800	$27,310.00	$10,235.97	$20,541.00	-24.8%	
GF-ADM-ECODEV -DUES & MEMB	1000-01-0104-000000-655850	$1,840.00	$1,784.35	$3,523.00	91.5%	
GF-ADM-ECODEV -SUPPL-OFFICE	1000-01-0104-000000-666101	$3,300.00	$1,771.94	$3,205.00	-2.9%	
GF-ADM-ECODEV -SUPPL-NON-EXPEN	1000-01-0104-000000-666103	$0.00	$3,108.38	$0.00	0%	
GF-ADM-ECODEV -SUPPL-SOFTWARE	1000-01-0104-000000-666104	$25,000.00	$25,000.00	$25,000.00	0%	
GF-ADM-ECODEV -SUPPL-OTHER	1000-01-0104-000000-666110	$3,350.00	$1,455.04	$3,350.00	0%	
GF-ADM-ECODEV -DESIGN	1000-01-0104-000000-757503	$3,360,000.00	$268,970.00	$0.00	-100%	
Total GENERAL FUND:		**$4,577,069.00**	**$882,384.23**	**$693,557.00**	**-84.8%**	
ECONOMIC DEVELOPMENT FUND						
ED FUND-ADMIN -SPEC SVC	1003-01-0104-000000-623100	$552,204.00	$0.00	$633,032.00	14.6%	
Total ECONOMIC DEVELOPMENT FUND:		**$552,204.00**	**$0.00**	**$633,032.00**	**14.6%**	
Total:		**$5,129,273.00**	**$882,384.23**	**$1,326,589.00**	**-74.1%**	

Expenditures by Function

Budgeted Expenditures by Function

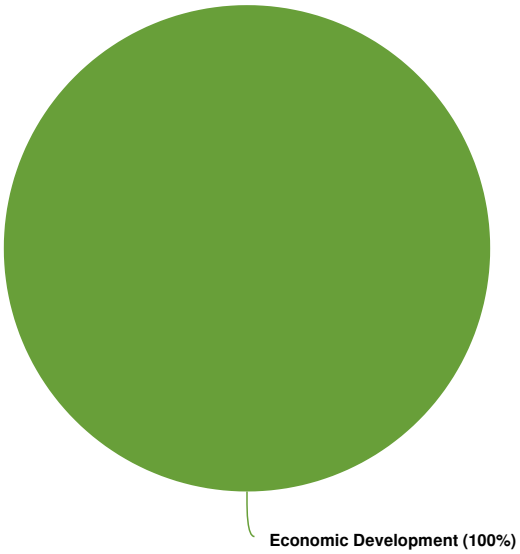

Budgeted and Historical Expenditures by Function

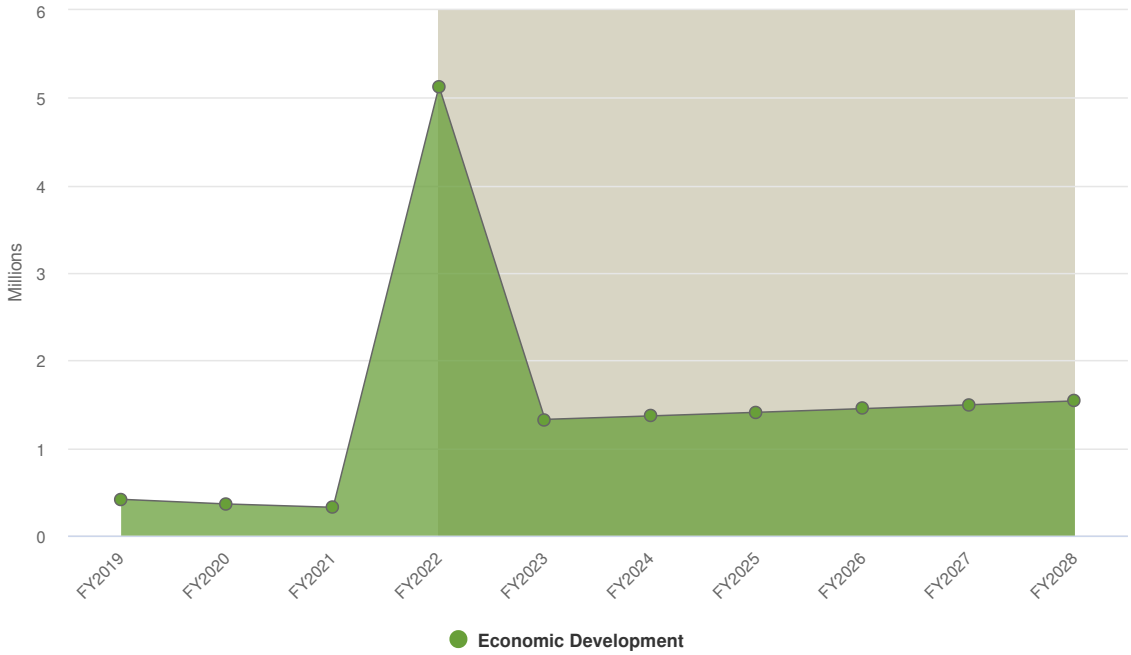

Grey background indicates budgeted figures.

Name	Account ID	FY2022 Amended Budget	FY2022 Actual	FY2023 Budgeted	FY2022 Amended Budget vs. FY2023 Budgeted (% Change)	Notes
Expenditures						
General Government						
Economic Development						
REGULAR SALARIES	1000-01-0104-000000-601010	$465,362.00	$221,175.69	$428,577.00	-7.9%	
EMPLOYEE PAYOFF	1000-01-0104-000000-601070	$0.00	$2,354.72	$0.00	0%	
GF-ADM-ECODEV - GROUP HEALTH	1000-01-0104-000000-612101	$33,097.00	$17,536.52	$32,000.00	-3.3%	
GF-ADM-ECODEV - GROUP LIFE	1000-01-0104-000000-612102	$203.00	$102.72	$190.00	-6.4%	
GF-ADM-ECODEV -SOC SEC- MEDIC	1000-01-0104-000000-612200	$35,600.00	$16,280.86	$32,786.00	-7.9%	
GF-ADM-ECODEV - PENSION	1000-01-0104-000000-612300	$69,804.00	$33,529.49	$64,286.00	-7.9%	
GF-ADM-ECODEV - WORK COMP	1000-01-0104-000000-612600	$1,054.00	$506.33	$970.00	-8%	
GF-ADM-ECODEV - SPECIAL SVCS	1000-01-0104-000000-623100	$539,356.00	$259,893.55	$15,131.00	-97.2%	
ED FUND-ADMIN -SPEC SVC	1003-01-0104-000000-623100	$552,204.00	$0.00	$633,032.00	14.6%	
GF-ADM-ECODEV - FACILITY RENT	1000-01-0104-000000-634401	$3,150.00	$0.00	$53,460.00	1,597.1%	
GF-MISC ED -MAINT - OTHER	1000-01-0104-000000-644815	$0.00	$196.89	$0.00	0%	
INSURANCE - GENERAL LIABILITY	1000-01-0104-000000-655300	$0.00	$0.00	$1,494.00	N/A	
GF-ADM-ECODEV - COMMUNICATIONS	1000-01-0104-000000-655600	$189.00	$130.02	$0.00	-100%	
GF-ADM-ECODEV -CELL PHONES	1000-01-0104-000000-655602	$2,079.00	$3,110.94	$2,669.00	28.4%	
GF-ADM-ECODEV - ADVERTISING	1000-01-0104-000000-655700	$0.00	$10,500.00	$0.00	0%	
ADVERTISING - PROMOTIONS	1000-01-0104-000000-655701	$2,000.00	$1,340.72	$2,000.00	0%	
GF-ADM-ECODEV - ADVER-LEGAL ADS	1000-01-0104-000000-655702	$4,375.00	$3,400.10	$4,375.00	0%	
GF-ADM-ECODEV - TRAVEL&TRAIN	1000-01-0104-000000-655800	$27,310.00	$10,235.97	$20,541.00	-24.8%	
GF-ADM-ECODEV -DUES & MEMB	1000-01-0104-000000-655850	$1,840.00	$1,784.35	$3,523.00	91.5%	
GF-ADM-ECODEV - SUPPL-OFFICE	1000-01-0104-000000-666101	$3,300.00	$1,771.94	$3,205.00	-2.9%	
GF-ADM-ECODEV - SUPPL-NON-EXPEN	1000-01-0104-000000-666103	$0.00	$3,108.38	$0.00	0%	
GF-ADM-ECODEV - SUPPL-SOFTWARE	1000-01-0104-000000-666104	$25,000.00	$25,000.00	$25,000.00	0%	
GF-ADM-ECODEV - SUPPL- OTHER	1000-01-0104-000000-666110	$3,350.00	$1,455.04	$3,350.00	0%	

Name	Account ID	FY2022 Amended Budget	FY2022 Actual	FY2023 Budgeted	FY2022 Amended Budget vs. FY2023 Budgeted (% Change)	Notes
GF-ADM-ECODEV - DESIGN	1000-01-0104-000000-757503	$3,360,000.00	$268,970.00	$0.00	-100%	
Total Economic Development:		**$5,129,273.00**	**$882,384.23**	**$1,326,589.00**	**-74.1%**	
Total General Government:		**$5,129,273.00**	**$882,384.23**	**$1,326,589.00**	**-74.1%**	
Total Expenditures:		**$5,129,273.00**	**$882,384.23**	**$1,326,589.00**	**-74.1%**	

Expenditures by Expense Type

Budgeted Expenditures by Expense Type

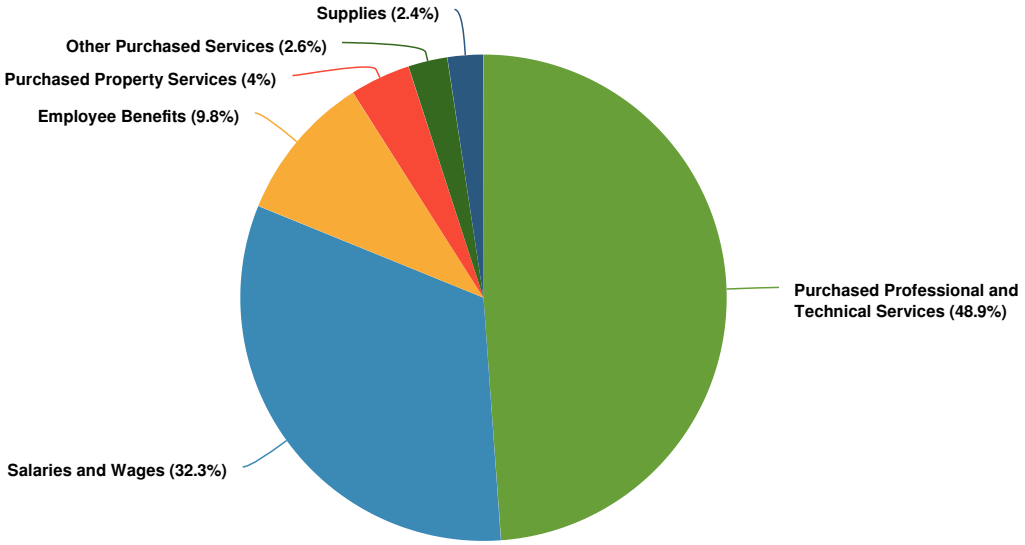

Budgeted and Historical Expenditures by Expense Type

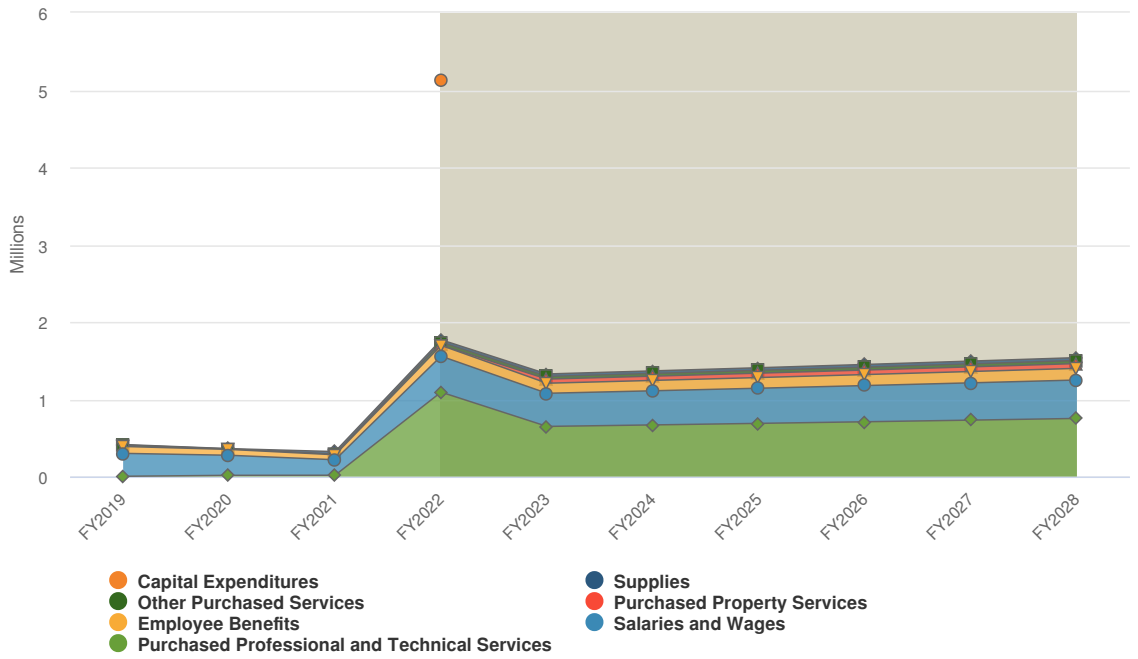

Grey background indicates budgeted figures.

Name	Account ID	FY2022 Amended Budget	FY2022 Actual	FY2023 Budgeted	FY2022 Amended Budget vs. FY2023 Budgeted (% Change)	Notes
Expense Objects						
Salaries and Wages						
REGULAR SALARIES	1000-01-0104-000000-601010	$465,362.00	$221,175.69	$428,577.00	-7.9%	
EMPLOYEE PAYOFF	1000-01-0104-000000-601070	$0.00	$2,354.72	$0.00	0%	
Total Salaries and Wages:		**$465,362.00**	**$223,530.41**	**$428,577.00**	**-7.9%**	
Employee Benefits						
GF-ADM-ECODEV -GROUP HEALTH	1000-01-0104-000000-612101	$33,097.00	$17,536.52	$32,000.00	-3.3%	
GF-ADM-ECODEV -GROUP LIFE	1000-01-0104-000000-612102	$203.00	$102.72	$190.00	-6.4%	
GF-ADM-ECODEV -SOC SEC-MEDIC	1000-01-0104-000000-612200	$35,600.00	$16,280.86	$32,786.00	-7.9%	
GF-ADM-ECODEV -PENSION	1000-01-0104-000000-612300	$69,804.00	$33,529.49	$64,286.00	-7.9%	
GF-ADM-ECODEV -WORK COMP	1000-01-0104-000000-612600	$1,054.00	$506.33	$970.00	-8%	
Total Employee Benefits:		**$139,758.00**	**$67,955.92**	**$130,232.00**	**-6.8%**	

Name	Account ID	FY2022 Amended Budget	FY2022 Actual	FY2023 Budgeted	FY2022 Amended Budget vs. FY2023 Budgeted (% Change)	Notes
Purchased Professional and Technical Services						
GF-ADM-ECODEV -SPECIAL SVCS	1000-01-0104-000000-623100	$539,356.00	$259,893.55	$15,131.00	-97.2%	
ED FUND-ADMIN -SPEC SVC	1003-01-0104-000000-623100	$552,204.00	$0.00	$633,032.00	14.6%	
Total Purchased Professional and Technical Services:		**$1,091,560.00**	**$259,893.55**	**$648,163.00**	**-40.6%**	
Purchased Property Services						
GF-ADM-ECODEV -FACILITY RENT	1000-01-0104-000000-634401	$3,150.00	$0.00	$53,460.00	1,597.1%	
Total Purchased Property Services:		**$3,150.00**	**$0.00**	**$53,460.00**	**1,597.1%**	
Maintenance						
GF-MISC ED -MAINT - OTHER	1000-01-0104-000000-644815	$0.00	$196.89	$0.00	0%	
Total Maintenance:		**$0.00**	**$196.89**	**$0.00**	**0%**	
Other Purchased Services						
INSURANCE - GENERAL LIABILITY	1000-01-0104-000000-655300	$0.00	$0.00	$1,494.00	N/A	
GF-ADM-ECODEV - COMMUNICATIONS	1000-01-0104-000000-655600	$189.00	$130.02	$0.00	-100%	
GF-ADM-ECODEV -CELL PHONES	1000-01-0104-000000-655602	$2,079.00	$3,110.94	$2,669.00	28.4%	
GF-ADM-ECODEV - ADVERTISING	1000-01-0104-000000-655700	$0.00	$10,500.00	$0.00	0%	
ADVERTISING - PROMOTIONS	1000-01-0104-000000-655701	$2,000.00	$1,340.72	$2,000.00	0%	
GF-ADM-ECODEV -ADVER-LEGAL ADS	1000-01-0104-000000-655702	$4,375.00	$3,400.10	$4,375.00	0%	
GF-ADM-ECODEV - TRAVEL&TRAIN	1000-01-0104-000000-655800	$27,310.00	$10,235.97	$20,541.00	-24.8%	
GF-ADM-ECODEV -DUES & MEMB	1000-01-0104-000000-655850	$1,840.00	$1,784.35	$3,523.00	91.5%	
Total Other Purchased Services:		**$37,793.00**	**$30,502.10**	**$34,602.00**	**-8.4%**	
Supplies						
GF-ADM-ECODEV -SUPPL-OFFICE	1000-01-0104-000000-666101	$3,300.00	$1,771.94	$3,205.00	-2.9%	
GF-ADM-ECODEV -SUPPL-NON-EXPEN	1000-01-0104-000000-666103	$0.00	$3,108.38	$0.00	0%	
GF-ADM-ECODEV -SUPPL-SOFTWARE	1000-01-0104-000000-666104	$25,000.00	$25,000.00	$25,000.00	0%	

Name	Account ID	FY2022 Amended Budget	FY2022 Actual	FY2023 Budgeted	FY2022 Amended Budget vs. FY2023 Budgeted (% Change)	Notes
GF-ADM-ECODEV -SUPPL-OTHER	1000-01-0104-000000-666110	$3,350.00	$1,455.04	$3,350.00	0%	
Total Supplies:		**$31,650.00**	**$31,335.36**	**$31,555.00**	**-0.3%**	
Capital Expenditures						
GF-ADM-ECODEV -DESIGN	1000-01-0104-000000-757503	$3,360,000.00	$268,970.00	$0.00	-100%	
Total Capital Expenditures:		**$3,360,000.00**	**$268,970.00**	**$0.00**	**-100%**	
Total Expense Objects:		**$5,129,273.00**	**$882,384.23**	**$1,326,589.00**	**-74.1%**	

Neighborhood Engagement

Mission
Neighborhood Engagement promotes vibrant neighborhoods by engaging with residents in neighborhood associations to provide the knowledge of resources to solve neighborhood concerns, and helping to find ways to enhance neighborhoods via open communications with the city.

Departmental Overview
Responsible for serving as a point of contact for the neighborhood associations, establishing good working relationships with neighborhood associations based on mutual communications, and facilitating small public improvements through the Neighborhood Grant Program.

Divions and FTEs
Administration: 2.00 FTEs

Programs of Services
Neighborhood liaisons attend Association meetings and provide information from city departments, or coordinate speakers from city departments. City facilities may be reserved for neighborhood association meetings, activities, and events during normal hours of operation. Municipal information advertises neighborhood association news, activities, and meetings to facilitate community and provide opportunities to meet neighbors.

The City of Waco provides assistance to neighborhood associations including: printing, postage and signage assistance, up to 3 rolloff dumpsters each year for neighborhood clean ups each year, one free special event permit annually. The department also works with neighborhood associations to post meeting information and get the word out about neighborhood activities. The Neighborhood Grant Program is a major function of this department which awards up to $100,000 annually to facilitate neighborhood projects, events, activities and improvements.

FY22 Accomplishments
- Attended 76 Neighborhood Association meetings and events
- Assisted 4 Neighborhood Associations with becoming active
- There were 18 Active Neighborhood Associations in FY22.
- Awarded 9 Neighborhood Grants totaling $35,395
- Neighborhood Associations receiving those grants were Brook Oaks, Brookview, Cedar Ridge, Dean Highland, Mountainview, Sanger Heights and West Waco.

FY23 Objectives
- Successful completion of second round of neighborhood grants
- Launch and complete 3rd round of neighborhood grants
- Creation of “City Academy” program curriculum (helping residents become more familiar with city government operations)
- Host inaugural class of “City Academy” (Fall 23)
- Increased communications with existing and potential neighborhood associations
- Increased number of active neighborhood associations

Performance Measures

Strategic Goal: Enhance Quality of Life	
Performance Indicators	Proposed FY 2022-2023
Number of Neighborhood Association meetings and events attended by Neighborhood Engagement staff	85
Number of Neighborhood Grants awarded	12
Number of City Academies held	1
Number of active Neighborhood Associations	18-20

Department Diversity
By Race/Ethnicity and Gender

	American Indian/Alaskan Native	Hispanic or Latino	Asian	Black or African American	Native Hawaiian or Pacific Islander	White	Two or More Races		Male	Female
City of Waco Population*	0.4%	31.8%	2.2%	20.6%	0.1%	43.7%	6.4%		48.4%	51.6%
City Organization	1%	19%	1%	10%	0%	67%	2%		64%	36%
Neighborhood Engagement	0%	50%	0%	0%	0%	50%	0%		50%	50%

*U.S.Census Bureau: https://www.census.gov/quickfacts/wacocitytexas

Expenditures Summary

FY23 includes two budget changes totaling $37,458. Implementing a 2nd Citizens Academy ($17,000) and funding for a Neighborhood Association Marketing campaign ($20,358).

$443,121 **-$8,154**

(-1.81% vs. prior year)

Neighborhood Engagement Proposed and Historical Budget vs. Actual

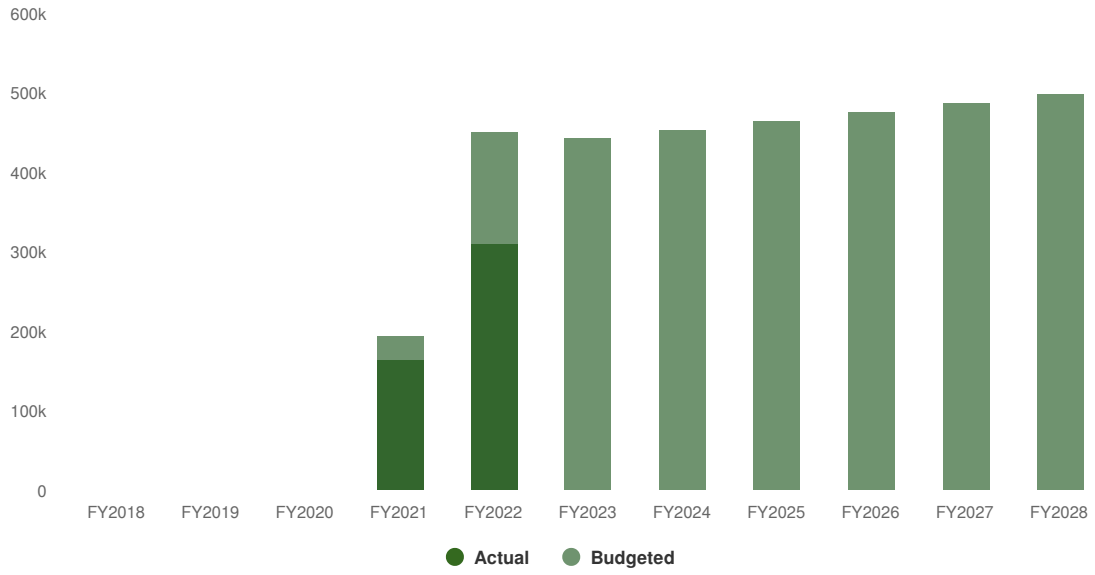

Expenditures by Fund

2023 Expenditures by Fund

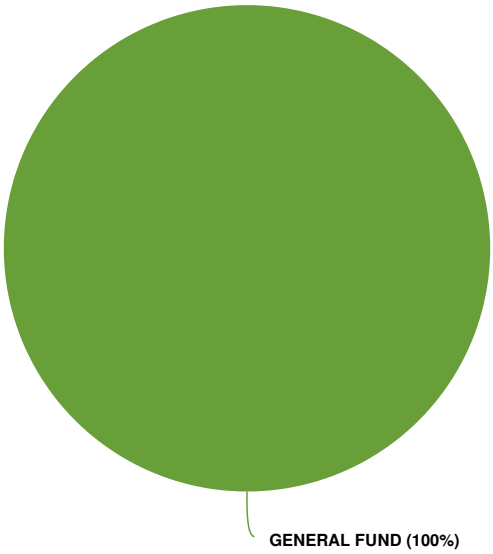

Budgeted and Historical 2023 Expenditures by Fund

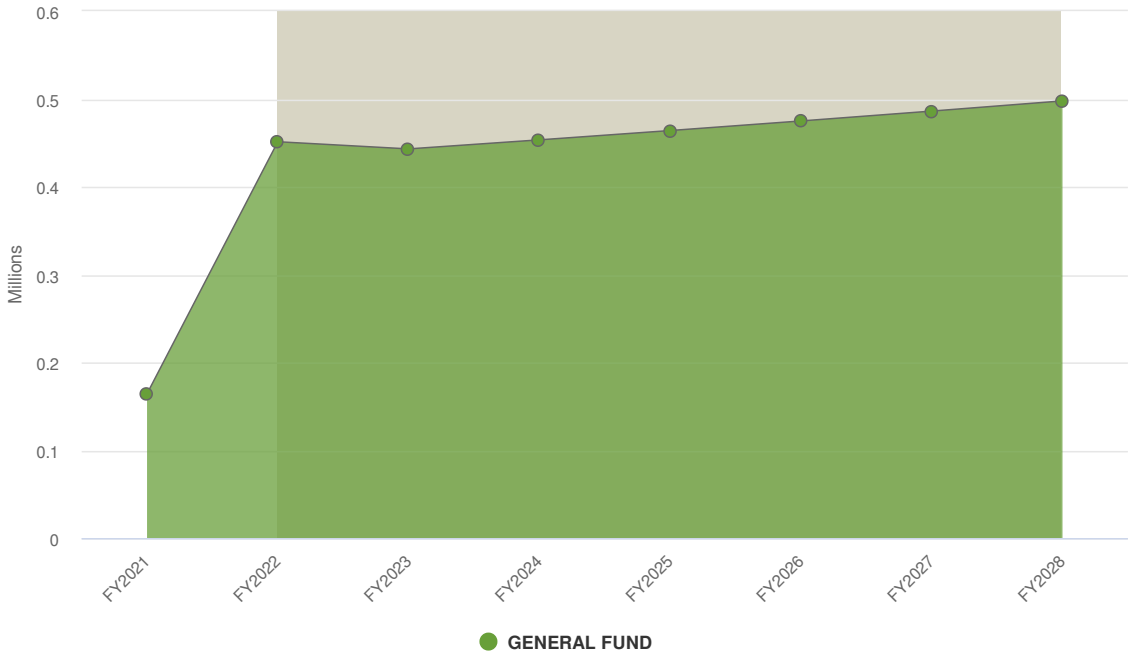

Grey background indicates budgeted figures.

Name	Account ID	FY2022 Amended Budget	FY2022 Actual	FY2023 Budgeted	FY2022 Amended Budget vs. FY2023 Budgeted (% Change)	Notes
GENERAL FUND						
REGULAR SALARIES	1000-01-0106-000000-601010	$184,877.00	$163,797.07	$213,997.00	15.8%	
GF-ENGAGEMENT -GROUP HEALTH	1000-01-0106-000000-612101	$15,394.00	$13,854.68	$16,000.00	3.9%	
GF-ENGAGEMENT -GROUP LIFE	1000-01-0106-000000-612102	$90.00	$81.22	$95.00	5.6%	
GF-ENGAGEMENT-SOC SEC-MEDIC	1000-01-0106-000000-612200	$14,143.00	$11,845.48	$16,371.00	15.8%	
GF-ENGAGEMENT-PENSION-	1000-01-0106-000000-612300	$27,731.00	$24,569.67	$32,100.00	15.8%	
GF-ENGAGEMENT-WORK COMP	1000-01-0106-000000-612600	$419.00	$370.80	$484.00	15.5%	
GF-ENGAGEMENT-SPEC SVC	1000-01-0106-000000-623100	$10,800.00	$55.82	$20,000.00	85.2%	
GF-ENGAGEMENT-IT SERVICES	1000-01-0106-000000-623106	$0.00	$0.00	$6,657.00	N/A	
GF-ENGAGEMENT-FACILITY RENT	1000-01-0106-000000-634401	$2,500.00	$0.00	$0.00	-100%	
GF-ENGAGEMENT-INSUR - GEN LIAB	1000-01-0106-000000-655300	$0.00	$0.00	$459.00	N/A	
GF-ENGAGEMENT-CELL PHONES	1000-01-0106-000000-655602	$850.00	$894.89	$850.00	0%	
GF-ENGAGEMENT-ADVERTISING	1000-01-0106-000000-655700	$3,000.00	$0.00	$14,508.00	383.6%	
GF-ENGAGEMENT-ADVERT-PROMO	1000-01-0106-000000-655701	$1,581.00	$0.00	$0.00	-100%	
GF-ENGAGEMENT-TRAVEL&TRAIN	1000-01-0106-000000-655800	$4,000.00	$2,116.57	$4,000.00	0%	
GF-ENGAGEMENT-DUES AND MEMB	1000-01-0106-000000-655850	$750.00	$100.00	$750.00	0%	
GF-ENGAGEMENT-SUPPL - OFFICE	1000-01-0106-000000-666101	$6,000.00	$2,455.38	$10,250.00	70.8%	
GF-ENGAGEME-SUPPL - MINOR TOOLS	1000-01-0106-000000-666102	$0.00	$76.59	$0.00	0%	
GF-ENGAGEME-SUPPL - NON-EXPEND	1000-01-0106-000000-666103	$0.00	$8.16	$4,600.00	N/A	
GF-ENGAGEMENT-SUPPL - OTHER	1000-01-0106-000000-666110	$2,000.00	$654.63	$2,000.00	0%	
GF-ENGAGE-CONTRACT W/ OTHER	1000-01-0106-000000-688915	$177,140.35	$88,146.30	$100,000.00	-43.5%	
Total GENERAL FUND:		**$451,275.35**	**$309,027.26**	**$443,121.00**	**-1.8%**	

Expenditures by Expense Type

Budgeted Expenditures by Expense Type

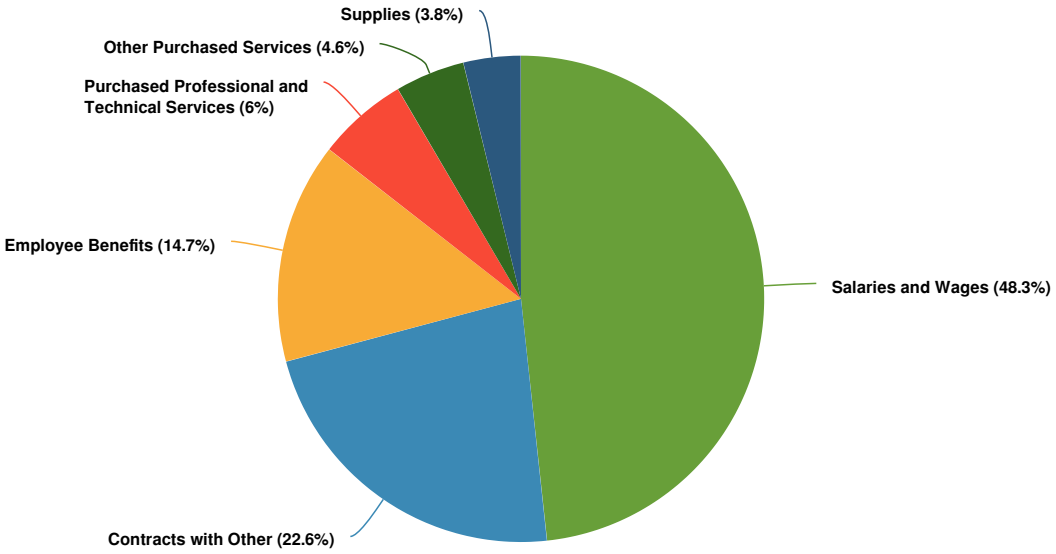

Budgeted and Historical Expenditures by Expense Type

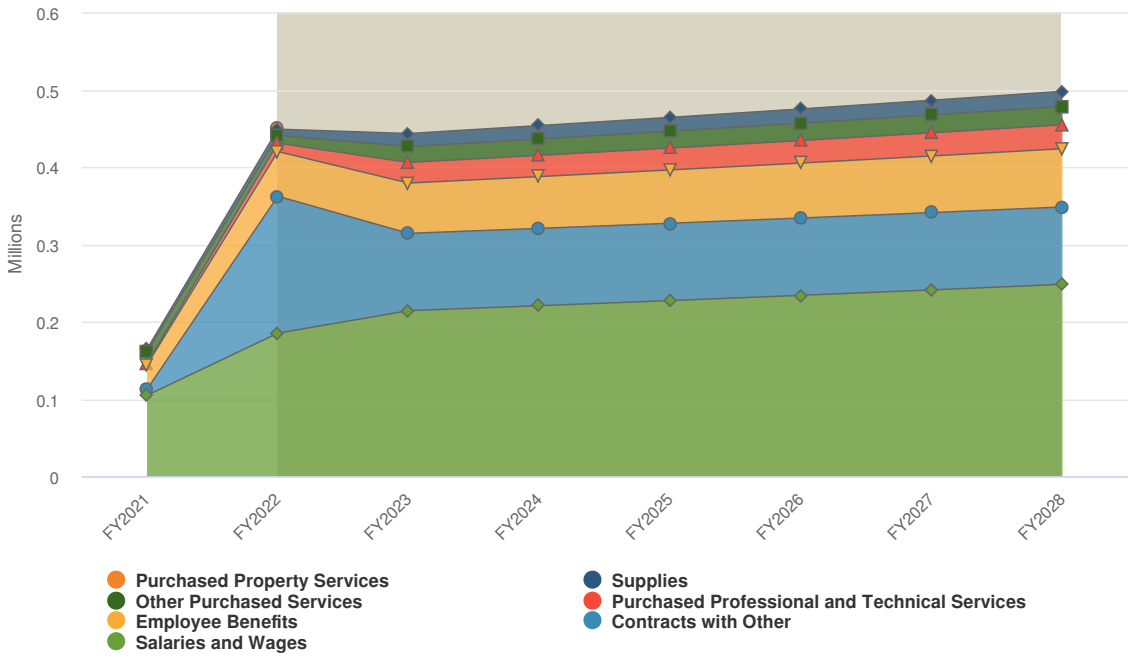

Grey background indicates budgeted figures.

Name	Account ID	FY2022 Amended Budget	FY2022 Actual	FY2023 Budgeted	FY2022 Amended Budget vs. FY2023 Budgeted (% Change)	Notes
Expense Objects						
Salaries and Wages						
REGULAR SALARIES	1000-01-0106-000000-601010	$184,877.00	$163,797.07	$213,997.00	15.8%	
Total Salaries and Wages:		**$184,877.00**	**$163,797.07**	**$213,997.00**	**15.8%**	
Employee Benefits						
GF-ENGAGEMENT -GROUP HEALTH	1000-01-0106-000000-612101	$15,394.00	$13,854.68	$16,000.00	3.9%	
GF-ENGAGEMENT -GROUP LIFE	1000-01-0106-000000-612102	$90.00	$81.22	$95.00	5.6%	
GF-ENGAGEMENT-SOC SEC-MEDIC	1000-01-0106-000000-612200	$14,143.00	$11,845.48	$16,371.00	15.8%	
GF-ENGAGEMENT-PENSION-	1000-01-0106-000000-612300	$27,731.00	$24,569.67	$32,100.00	15.8%	
GF-ENGAGEMENT-WORK COMP	1000-01-0106-000000-612600	$419.00	$370.80	$484.00	15.5%	
Total Employee Benefits:		**$57,777.00**	**$50,721.85**	**$65,050.00**	**12.6%**	
Purchased Professional and Technical Services						
GF-ENGAGEMENT-SPEC SVC	1000-01-0106-000000-623100	$10,800.00	$55.82	$20,000.00	85.2%	
GF-ENGAGEMENT-IT SERVICES	1000-01-0106-000000-623106	$0.00	$0.00	$6,657.00	N/A	
Total Purchased Professional and Technical Services:		**$10,800.00**	**$55.82**	**$26,657.00**	**146.8%**	
Purchased Property Services						
GF-ENGAGEMENT-FACILITY RENT	1000-01-0106-000000-634401	$2,500.00	$0.00	$0.00	-100%	
Total Purchased Property Services:		**$2,500.00**	**$0.00**	**$0.00**	**-100%**	
Other Purchased Services						
GF-ENGAGEMENT-INSUR - GEN LIAB	1000-01-0106-000000-655300	$0.00	$0.00	$459.00	N/A	
GF-ENGAGEMENT-CELL PHONES	1000-01-0106-000000-655602	$850.00	$894.89	$850.00	0%	
GF-ENGAGEMENT-ADVERTISING	1000-01-0106-000000-655700	$3,000.00	$0.00	$14,508.00	383.6%	
GF-ENGAGEMENT-ADVERT-PROMO	1000-01-0106-000000-655701	$1,581.00	$0.00	$0.00	-100%	
GF-ENGAGEMENT-TRAVEL&TRAIN	1000-01-0106-000000-655800	$4,000.00	$2,116.57	$4,000.00	0%	
GF-ENGAGEMENT-DUES AND MEMB	1000-01-0106-000000-655850	$750.00	$100.00	$750.00	0%	

Name	Account ID	FY2022 Amended Budget	FY2022 Actual	FY2023 Budgeted	FY2022 Amended Budget vs. FY2023 Budgeted (% Change)	Notes
Total Other Purchased Services:		**$10,181.00**	**$3,111.46**	**$20,567.00**	**102%**	
Supplies						
GF-ENGAGEMENT-SUPPL - OFFICE	1000-01-0106-000000-666101	$6,000.00	$2,455.38	$10,250.00	70.8%	
GF-ENGAGEME-SUPPL -MINOR TOOLS	1000-01-0106-000000-666102	$0.00	$76.59	$0.00	0%	
GF-ENGAGEME-SUPPL - NON-EXPEND	1000-01-0106-000000-666103	$0.00	$8.16	$4,600.00	N/A	
GF-ENGAGEMENT-SUPPL - OTHER	1000-01-0106-000000-666110	$2,000.00	$654.63	$2,000.00	0%	
Total Supplies:		**$8,000.00**	**$3,194.76**	**$16,850.00**	**110.6%**	
Contracts with Other						
GF-ENGAGE-CONTRACT W/ OTHER	1000-01-0106-000000-688915	$177,140.35	$88,146.30	$100,000.00	-43.5%	
Total Contracts with Other:		**$177,140.35**	**$88,146.30**	**$100,000.00**	**-43.5%**	
Total Expense Objects:		**$451,275.35**	**$309,027.26**	**$443,121.00**	**-1.8%**	

City Secretary

Mission
The Office of the City Secretary is committed to providing knowledgeable, respectful, and efficient public service.

Departmental Overview
The City Secretary is a public official appointed by the Waco City Council and is responsible for the maintenance of all official records of the City .The City Secretary is the designated Election Administrator for municipal elections, and provides highly responsible and involved administrative support to the Mayor, City Council, and City Staff.

Divisions and FTEs
Administration: FTEs 7.0000

Programs of Services
The City Secretary's Office is service oriented and entrusted to serve as stewards of open and transparent city government through the City Charter, Local Government Code, Open Meetings Act, Public Information Act, Ordinances, and adherence to other laws that govern. The Office is responsible for electronically processing agendas for city council and boards and commission meetings; prepares minutes; records and codifies ordinances, processes resolutions of the city council, and maintains contracts, deeds, and other legal documents of the City. The Office manages and provides meeting structure and technology for the City Council, Boards and Commissions, and Committees; aids the City Council, City Administration, Departments, Board and Commissions and the public on procedural and protocol issues and policies. The Office monitors terms of City Council and Boards and Commission members, coordinates legal notices for publication in the official newspaper and posts official notices to the city website and notice boards. The City Secretary is the Chief Election Official and City Records Management Officer for the City of Waco. The Office processes and records all real property records, liens, and release of liens.

The Office is responsible for processing all Public Information Requests and Records Information Management Requests. The Office is responsible for all records management functions and requirements of the citywide electronic document management system, including implementation, setup, on-going training of city personnel, and administrative oversight.

The Office provides dependable and courteous service to residents and visitors seeking information, guidance, and direction; facilitates telephone and meeting communications; serves as a resource for citizens and a link between citizens and the City organization; maintaining an understanding of needs, making government accessible and transparent; promptly and accurately delivering information of government actions; quickly identifying and connecting the public to the right person or resource. The office processes solicitation, vehicle for hire, and TABC permits.

FY22 Accomplishments
- Facilitated the appointment process to fill the vacancy for District II
- Held a General Election on May 7, 2022 for Council Member District I and a Special Election for the Unexpired term of District II.
- Enhanced Boards and Commissions Management System and appointment process.
- Developed Boards and Commissions Handbook and began baseline evaluation of applicants and member demographics.

FY23 Objectives
- Successfully transition to hybrid and in-person Council Meetings and Boards and Commission Meetings (by end of FY 2021 or early FY 2022)
- Partner with Election Administration Office in the selection of new Voting Equipment and evaluating opportunities to increase election workers' hourly rate.
- Provide New Boards and Commission Members with resources and training.
- Implement electronic notarization (by end of FY 2021 early 2022) and provide notary training to all City Notaries.
- Implement files and department level retention in File bound to ensure city-wide compliance with the Texas State Library Records Retention Schedule.
- Review, update and implement Records Management Policy and begin Scanning Project. (Begin in FY 2021 and continue through FY 2022)
- Support 2020 Census redistricting Public and legislative Process.

Performance Measures

Strategic Goal: Build a High Performing Government	
Performance Indicators	Proposed FY 2022-2023
Posting Notices of council meetings, special meetings, boards/commission meetings and possible quorum notices	Within 72 hours of meeting online and on outside boards
Draft city council minutes	Prepare draft of city council minutes within three days of each meeting
Publish Official Ordinances and other documents	Publish within 10 days after City Council Approval
Open Records Requests	Provide response to customer before or within 10 days
Electronic Record Retention and Destruction	Destroy city records quarterly after retention date
City Council Election	Begin process in November 2022 for May 6th, 2023, General Election
Notification of new B&C members of appointment	Send new member notification packet within five days of appointment by council

Department Diversity
By Race/Ethnicity and Gender

	American Indian/Alaskan Native	Hispanic or Latino	Asian	Black or African American	Native Hawaiian or Pacific Islander	White	Two or More Races		Male	Female
City of Waco Population*	0.4%	31.8%	2.2%	20.6%	0.1%	43.7%	6.4%		48.4%	51.6%
City Organization	1%	19%	1%	10%	0%	67%	2%		64%	36%
City Secretary	0%	50%	0%	17%	0%	33%	0%		0%	100%

*U.S.Census Bureau: https://www.census.gov/quickfacts/wacocitytexas

Expenditures Summary

FY23 includes budget adjustments for salary increases. The FY23 budget does not include any budget requests and operations will remain the same as FY22 budget levels.

$939,396 **$43,052**
(4.80% vs. prior year)

City Secretary Proposed and Historical Budget vs. Actual

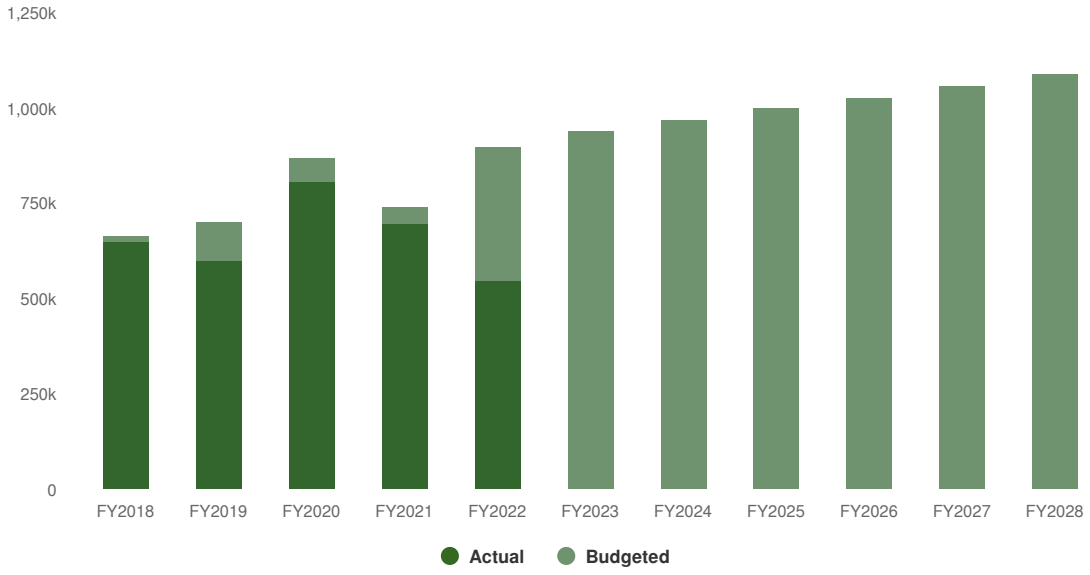

Expenditures by Fund

2023 Expenditures by Fund

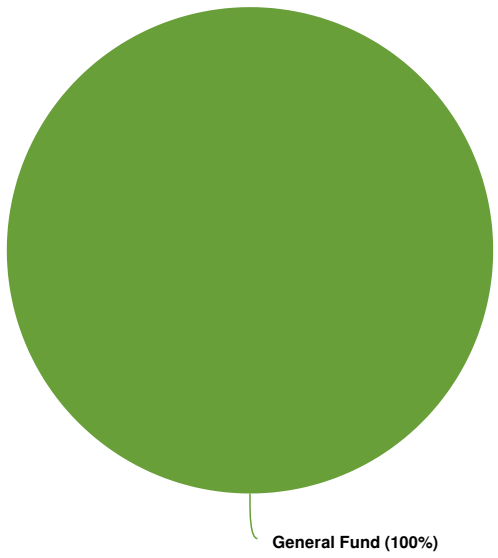

Budgeted and Historical 2023 Expenditures by Fund

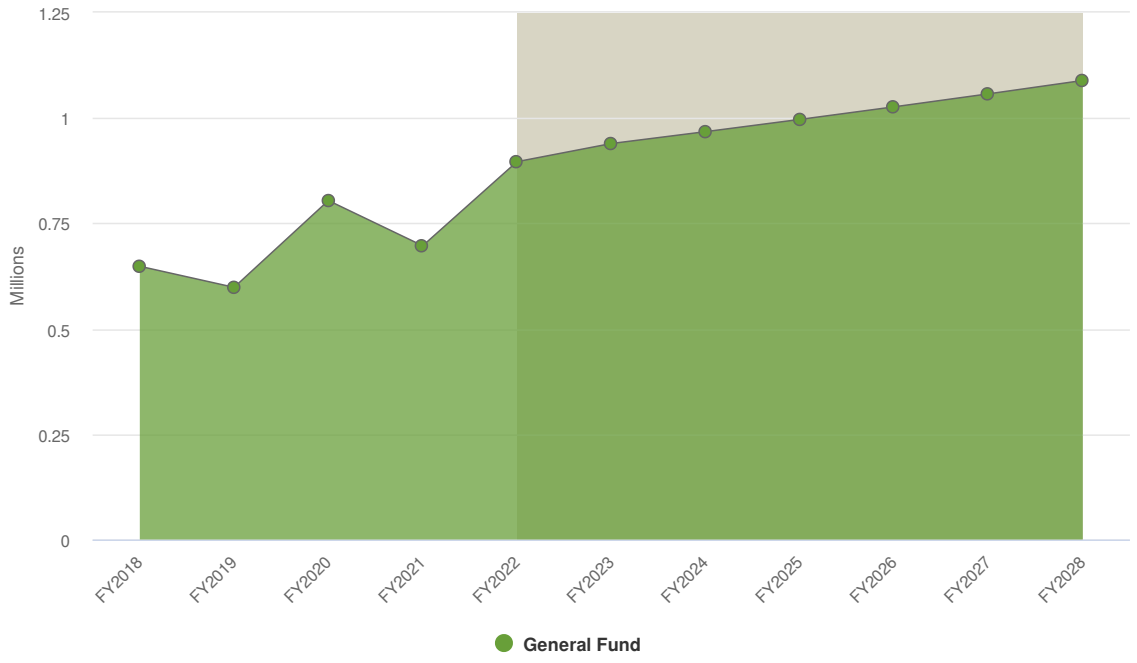

Grey background indicates budgeted figures.

Name	Account ID	FY2022 Amended Budget	FY2022 Actual	FY2023 Budgeted	FY2022 Amended Budget vs. FY2023 Budgeted (% Change)	Notes
General Fund						
GENERAL FUND						
REGULAR SALARIES	1000-03-0301-000000-601010	$424,301.00	$268,884.69	$457,688.00	7.9%	
OVERTIME	1000-03-0301-000000-601030	$200.00	$1,312.94	$2,673.00	1,236.5%	
EMPLOYEE PAYOFF	1000-03-0301-000000-601070	$0.00	$5,468.61	$0.00	0%	
GF-CITSECR -GROUP HEALTH	1000-03-0301-000000-612101	$53,879.00	$34,797.06	$56,000.00	3.9%	
GF-CITSECR -GROUP LIFE	1000-03-0301-000000-612102	$295.00	$193.18	$323.00	9.5%	
GF-CITSECR -SOC SEC-MEDIC	1000-03-0301-000000-612200	$32,474.00	$19,550.92	$35,217.00	8.4%	
GF-CITSECR -PENSION-	1000-03-0301-000000-612300	$63,675.00	$41,349.88	$69,054.00	8.4%	
GF-CITSECR -WORK COMP	1000-03-0301-000000-612600	$968.00	$624.35	$1,176.00	21.5%	
GF-CITSECR -SPEC SVC	1000-03-0301-000000-623100	$77,350.00	$77,676.84	$77,350.00	0%	
GF-CITSECR -SPEC SVC-TEMPS	1000-03-0301-000000-623105	$20,000.00	$13,071.01	$20,000.00	0%	

Name	Account ID	FY2022 Amended Budget	FY2022 Actual	FY2023 Budgeted	FY2022 Amended Budget vs. FY2023 Budgeted (% Change)	Notes
GF-CITSECR -ELECTIONS EXPENSE	1000-03-0301-000000-623500	$30,007.00	$1,715.81	$30,000.00	0%	
GF-CITSECR -MAINT -EQUIP	1000-03-0301-000000-644801	$2,500.00	$970.00	$2,500.00	0%	
GF-CITSECR -MAINT -OTHER	1000-03-0301-000000-644815	$32,565.00	$37,457.57	$32,565.00	0%	
GF-CITSECR -INSUR -PROPERTY	1000-03-0301-000000-655100	$494.00	$494.00	$638.00	29.1%	
GF-CITSECR -INSUR -GEN LIAB	1000-03-0301-000000-655300	$2,523.00	$2,523.00	$1,128.00	-55.3%	
GF-CITSECR -COMMUNICATIONS	1000-03-0301-000000-655600	$684.00	$1,064.52	$0.00	-100%	
GF-CITSECR -CELL PHONES	1000-03-0301-000000-655602	$2,560.00	$2,763.81	$2,560.00	0%	
GF-CITSECR -ADVERT-PROMO	1000-03-0301-000000-655701	$0.00	$75.43	$0.00	0%	
GF-CITSECR -ADVERT-LEGAL ADS	1000-03-0301-000000-655702	$14,407.00	$1,900.31	$14,407.00	0%	
GF-CITSECR -TRAVEL&TRAIN	1000-03-0301-000000-655800	$11,500.00	$11,385.35	$11,500.00	0%	
GF-CITSECR -DUES AND MEMB	1000-03-0301-000000-655850	$1,200.00	$1,530.00	$1,200.00	0%	
GF-CITSECR -OTH PURCHSVC-EQUIP	1000-03-0301-000000-655901	$4,150.00	$1,888.49	$4,150.00	0%	
GF-CITSECR -SUPPL -OFFICE	1000-03-0301-000000-666101	$8,907.00	$8,547.04	$8,907.00	0%	
GF-CITSECR -SUPPL-MINOR TOOLS	1000-03-0301-000000-666102	$60.00	$297.18	$60.00	0%	
GF-CITSECR -SUPPL -NON-EXPEND	1000-03-0301-000000-666103	$0.00	$1,718.56	$0.00	0%	
GF-CITSECR -SUPPL -SOFTWARE	1000-03-0301-000000-666104	$100,000.00	$0.00	$100,000.00	0%	
GF-CITSECR -SUPPL-CHEMIC&MEDIC	1000-03-0301-000000-666106	$100.00	$29.00	$100.00	0%	
GF-CITSECR -SUPPL-JANITOR/MECH	1000-03-0301-000000-666107	$100.00	$0.00	$100.00	0%	
GF-CITSECR -SUPPL -OTHER	1000-03-0301-000000-666110	$1,695.00	$1,467.37	$1,695.00	0%	
GF-CITSECR -ENERGY -ELECTRIC	1000-03-0301-000000-666202	$9,750.00	$6,522.04	$8,405.00	-13.8%	
Total GENERAL FUND:		**$896,344.00**	**$545,278.96**	**$939,396.00**	**4.8%**	
Total General Fund:		**$896,344.00**	**$545,278.96**	**$939,396.00**	**4.8%**	

Expenditures by Expense Type

Budgeted Expenditures by Expense Type

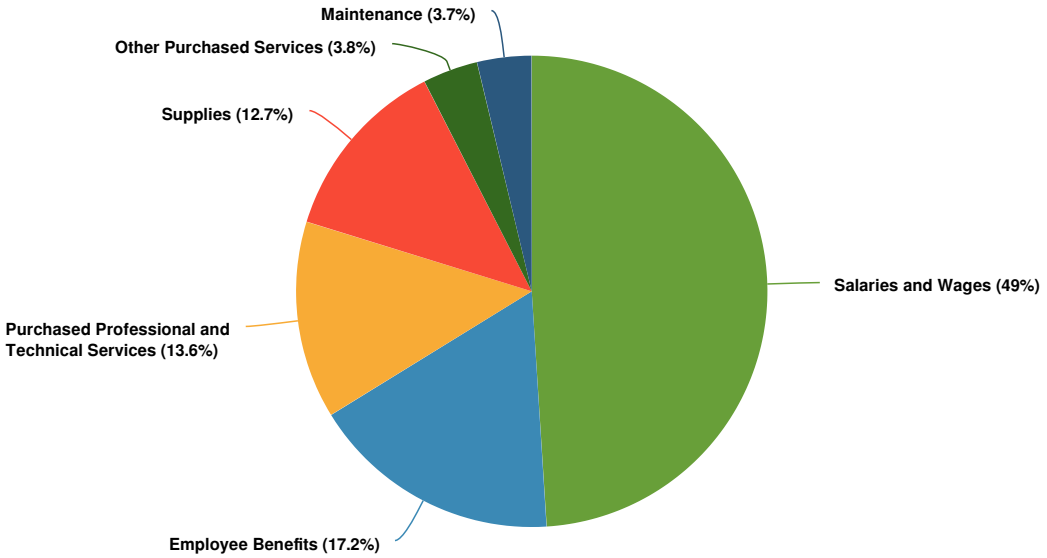

Budgeted and Historical Expenditures by Expense Type

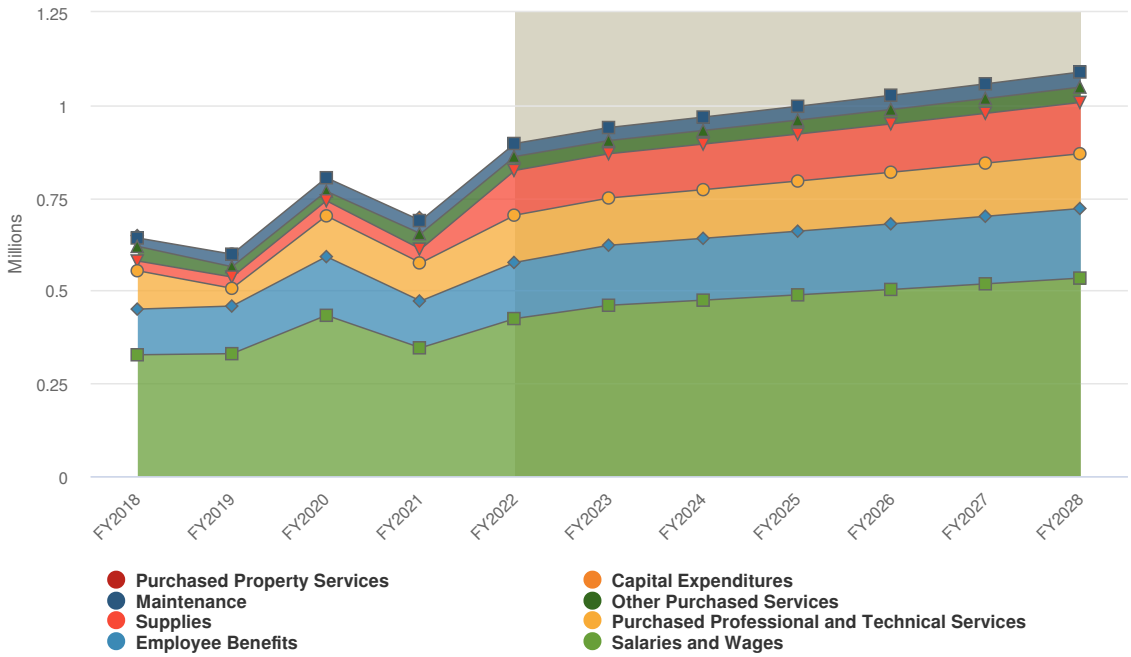

Grey background indicates budgeted figures.

Name	Account ID	FY2022 Amended Budget	FY2022 Actual	FY2023 Budgeted	FY2022 Amended Budget vs. FY2023 Budgeted (% Change)	Notes
Expense Objects						
Salaries and Wages						
REGULAR SALARIES	1000-03-0301-000000-601010	$424,301.00	$268,884.69	$457,688.00	7.9%	
OVERTIME	1000-03-0301-000000-601030	$200.00	$1,312.94	$2,673.00	1,236.5%	
EMPLOYEE PAYOFF	1000-03-0301-000000-601070	$0.00	$5,468.61	$0.00	0%	
Total Salaries and Wages:		**$424,501.00**	**$275,666.24**	**$460,361.00**	**8.4%**	
Employee Benefits						
GF-CITSECR -GROUP HEALTH	1000-03-0301-000000-612101	$53,879.00	$34,797.06	$56,000.00	3.9%	
GF-CITSECR -GROUP LIFE	1000-03-0301-000000-612102	$295.00	$193.18	$323.00	9.5%	
GF-CITSECR -SOC SEC-MEDIC	1000-03-0301-000000-612200	$32,474.00	$19,550.92	$35,217.00	8.4%	
GF-CITSECR -PENSION-	1000-03-0301-000000-612300	$63,675.00	$41,349.88	$69,054.00	8.4%	
GF-CITSECR -WORK COMP	1000-03-0301-000000-612600	$968.00	$624.35	$1,176.00	21.5%	
Total Employee Benefits:		**$151,291.00**	**$96,515.39**	**$161,770.00**	**6.9%**	
Purchased Professional and Technical Services						
GF-CITSECR -SPEC SVC	1000-03-0301-000000-623100	$77,350.00	$77,676.84	$77,350.00	0%	
GF-CITSECR -SPEC SVC-TEMPS	1000-03-0301-000000-623105	$20,000.00	$13,071.01	$20,000.00	0%	
GF-CITSECR -ELECTIONS EXPENSE	1000-03-0301-000000-623500	$30,007.00	$1,715.81	$30,000.00	0%	
Total Purchased Professional and Technical Services:		**$127,357.00**	**$92,463.66**	**$127,350.00**	**0%**	
Maintenance						
GF-CITSECR -MAINT - EQUIP	1000-03-0301-000000-644801	$2,500.00	$970.00	$2,500.00	0%	
GF-CITSECR -MAINT - OTHER	1000-03-0301-000000-644815	$32,565.00	$37,457.57	$32,565.00	0%	
Total Maintenance:		**$35,065.00**	**$38,427.57**	**$35,065.00**	**0%**	
Other Purchased Services						
GF-CITSECR -INSUR - PROPERTY	1000-03-0301-000000-655100	$494.00	$494.00	$638.00	29.1%	
GF-CITSECR -INSUR - GEN LIAB	1000-03-0301-000000-655300	$2,523.00	$2,523.00	$1,128.00	-55.3%	

Name	Account ID	FY2022 Amended Budget	FY2022 Actual	FY2023 Budgeted	FY2022 Amended Budget vs. FY2023 Budgeted (% Change)	Notes
GF-CITSECR -COMMUNICATIONS	1000-03-0301-000000-655600	$684.00	$1,064.52	$0.00	-100%	
GF-CITSECR -CELL PHONES	1000-03-0301-000000-655602	$2,560.00	$2,763.81	$2,560.00	0%	
GF-CITSECR -ADVERT-PROMO	1000-03-0301-000000-655701	$0.00	$75.43	$0.00	0%	
GF-CITSECR -ADVERT-LEGAL ADS	1000-03-0301-000000-655702	$14,407.00	$1,900.31	$14,407.00	0%	
GF-CITSECR -TRAVEL&TRAIN	1000-03-0301-000000-655800	$11,500.00	$11,385.35	$11,500.00	0%	
GF-CITSECR -DUES AND MEMB	1000-03-0301-000000-655850	$1,200.00	$1,530.00	$1,200.00	0%	
GF-CITSECR -OTH PURCHSVC-EQUIP	1000-03-0301-000000-655901	$4,150.00	$1,888.49	$4,150.00	0%	
Total Other Purchased Services:		**$37,518.00**	**$23,624.91**	**$35,583.00**	**-5.2%**	
Supplies						
GF-CITSECR -SUPPL - OFFICE	1000-03-0301-000000-666101	$8,907.00	$8,547.04	$8,907.00	0%	
GF-CITSECR -SUPPL-MINOR TOOLS	1000-03-0301-000000-666102	$60.00	$297.18	$60.00	0%	
GF-CITSECR -SUPPL - NON-EXPEND	1000-03-0301-000000-666103	$0.00	$1,718.56	$0.00	0%	
GF-CITSECR -SUPPL - SOFTWARE	1000-03-0301-000000-666104	$100,000.00	$0.00	$100,000.00	0%	
GF-CITSECR -SUPPL-CHEMIC&MEDIC	1000-03-0301-000000-666106	$100.00	$29.00	$100.00	0%	
GF-CITSECR -SUPPL-JANITOR/MECH	1000-03-0301-000000-666107	$100.00	$0.00	$100.00	0%	
GF-CITSECR -SUPPL - OTHER	1000-03-0301-000000-666110	$1,695.00	$1,467.37	$1,695.00	0%	
GF-CITSECR -ENERGY -ELECTRIC	1000-03-0301-000000-666202	$9,750.00	$6,522.04	$8,405.00	-13.8%	
Total Supplies:		**$120,612.00**	**$18,581.19**	**$119,267.00**	**-1.1%**	
Total Expense Objects:		**$896,344.00**	**$545,278.96**	**$939,396.00**	**4.8%**	

Finance

Mission
To provide high quality customer service while promoting fiscal responsibility through excellence, integrity, and accountability.

Departmental Overview
The Finance Department provides financial administration in support of effective and efficient management of City resources. The Department provides cash and investment management, debt administration, financial analysis,accounting of capital assets, accounts payable processing, accounts receivable processing, grant accounting, payroll processing, preparation of bank reconciliations, and preparation of the Annual Comprehensive Finance Report (ACFR).

The Finance Department records and reports financial transactions and fund conditions to the City of Waco in conformance with the City Charter and municipal accounting principles and regulations.

The Finance Department coordinates, monitors, and assists in the development of the City's annual operating and capital improvements program budgets and performs financial analysis and review.

Divisions and FTEs
Finance Administration, Accounting, and Office of Management and Budget: 27 FTEs

Programs of Services
The Finance Department is responsible for reviewing and implementing financial policies and managing the City's debt issuance, investment of public funds, coordination of the annual audit, and preparation of audit reports. Financial services include payroll, accounts payable, accounts receivable, capital assets, grant management, general ledger, and internal controls.

The Finance Department is responsible for the preparation and development of the City's annual operating and capital improvements program budgets, providing financial information to the City Manager and City Council for short and long-term management decisions, and supporting all City departments in the development and execution of the adopted budgets.

FY22 Accomplishments
- Completion of the Annual Comprehensive Finance Report (ACFR) and Single Audit for FY2020-21. City received a "clean" opinion from City's external auditor and was awarded the Certificate of Achievement for Excellence in Financial Reporting from Government Finance Officers Association (GFOA) for the FY2019-20 ACFR.
- Assistance with issuance of 2022 Certificates of Obligations and General Obligation Refunding Bonds including official statement preparation, bond rating presentations, and closing process.
- Completion of the FY22 budget and receipt of the award for Distinguished Budget Presentation for the FY22 budget.
- Implemented a budget simulation tool for the American Rescue Plan Act (ARPA) funding and the FY23 Capital Improvements Program to gather public input on the usage of the funds.
- Implemented a capital improvements program software and digital budget book.

FY23 Objectives
- Timely year-end closing and completion of Annual Comprehensive Financial Report and Single Audit Report for FY2021-22. Receive a "clean" opinion from City's external auditor. Meet the criteria to receive a Certificate of Achievement for Excellence in Financial Reporting from GFOA.
- Implement and develop performance measures for all departments of the city in alignment with City Council's strategic goals.
- Assist with approved debt issuance(s) for capital improvements program funding and bond refinancing.
- Continue to update and improve processes to utilize technology and resources effectively.
- Provide top-level customer service to all City departments and ensure the Finance department is a valued resource across the City.

Performance Measures

Strategic Goal: Build a High Performing Government

Performance Indicators	FY2021-2022 YTD Results	FY2022-2023 Target
Month end closing of general ledger within 10 working days of the following month	80%	Completed 92% of the time
Year-end closing of general ledger by end of first quarter of the following fiscal year	Yes	Completed by 12/31/22
General Fund budget projections will be within three percent of actual values	11.3%	3% of actual values
Quarterly budget presentations within 40 days of quarter end	100%	100%

Department Diversity
By Race/Ethnicity and Gender

	American Indian/Alaskan Native	Hispanic or Latino	Asian	Black or African American	Native Hawaiian or Pacific Islander	White	Two or More Races		Male	Female
City of Waco Population*	0.4%	31.8%	2.2%	20.6%	0.1%	43.7%	6.4%		48.4%	51.6%
City Organization	1%	19%	1%	10%	0%	67%	2%		64%	36%
Finance	0%	33%	0%	11%	0%	52%	4%		33%	67%

*U.S.Census Bureau: https://www.census.gov/quickfacts/wacocitytexas

Expenditures Summary

FY23 includes base budget increase to the operating accounts for Finance and Budget. Major changes are associated with a contract increase for the annual audit and cell phone monthly charges for essential workers.

$3,517,833 **$219,066**
(6.64% vs. prior year)

Finance Proposed and Historical Budget vs. Actual

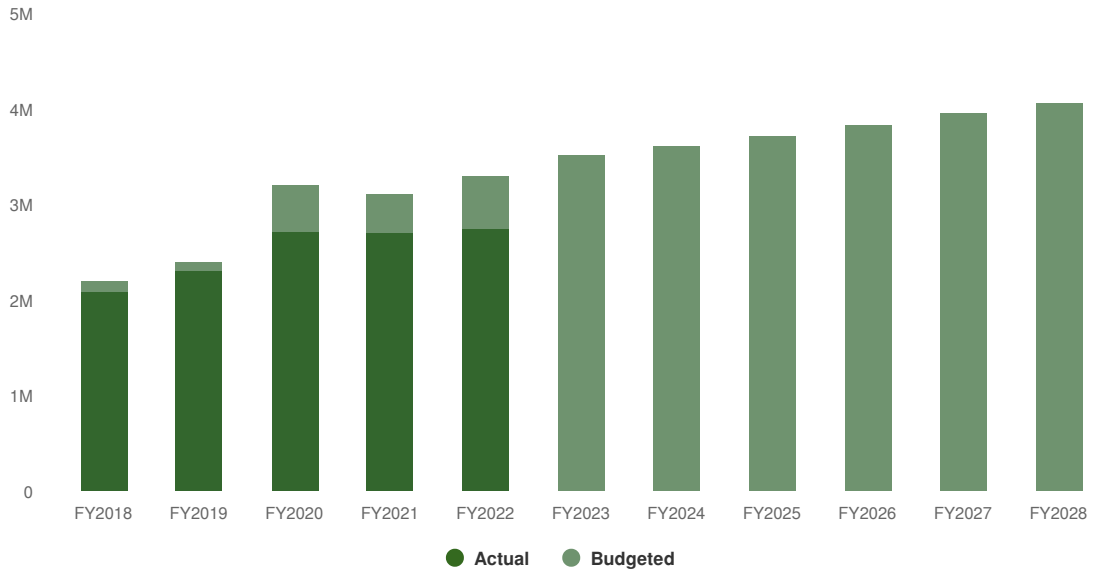

Expenditures by Fund

2023 Expenditures by Fund

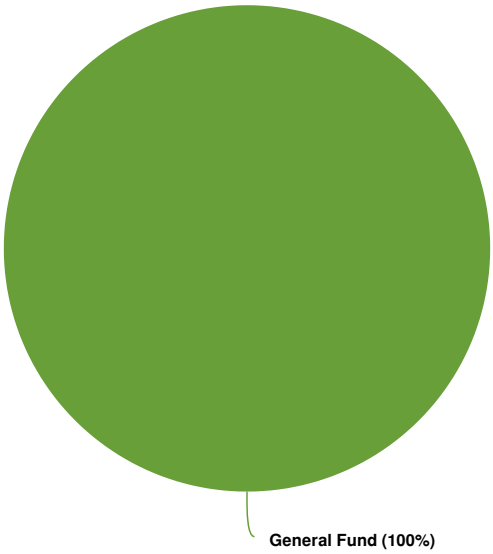

Budgeted and Historical 2023 Expenditures by Fund

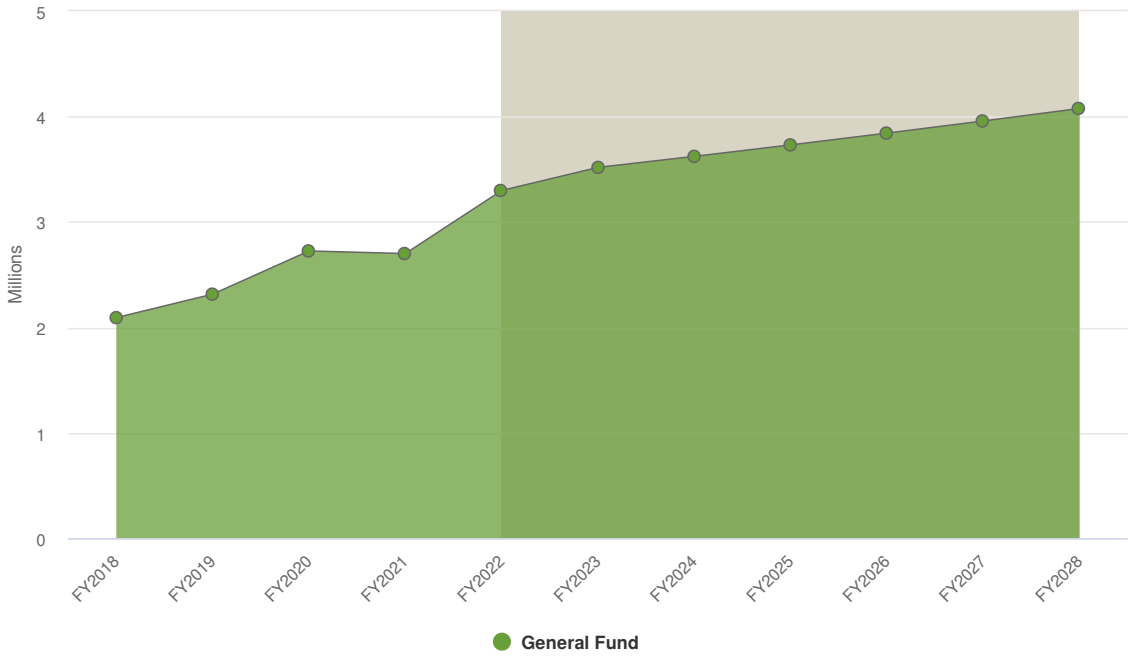

Grey background indicates budgeted figures.

Name	Account ID	FY2022 Amended Budget	FY2022 Actual	FY2023 Budgeted	FY2022 Amended Budget vs. FY2023 Budgeted (% Change)	Notes
General Fund						
GENERAL FUND						
REGULAR SALARIES	1000-01-0105-000000-601010	$447,469.00	$313,829.91	$0.00	-100%	
EMPLOYEE PAYOFF	1000-01-0105-000000-601070	$0.00	$81,341.21	$0.00	0%	
REGULAR SALARIES	1000-05-0501-000000-601010	$1,528,567.00	$1,279,564.52	$1,818,971.00	19%	
PART TIME - REGULAR	1000-05-0501-000000-601020	$54,000.00	$2,083.53	$0.00	-100%	
OVERTIME	1000-05-0501-000000-601030	$83,000.00	$64,445.62	$58,071.00	-30%	
EMPLOYEE PAYOFF	1000-05-0501-000000-601070	$0.00	$21,536.99	$0.00	0%	
REGULAR SALARIES	1000-05-0505-000000-601010		$0.00	$368,187.00	N/A	
GF-BUDGET -GROUP HEALTH	1000-01-0105-000000-612101	$38,485.00	$30,841.83	$0.00	-100%	
GF-BUDGET -GROUP LIFE	1000-01-0105-000000-612102	$225.00	$180.80	$0.00	-100%	
GF-BUDGET -SOC SEC-MEDIC	1000-01-0105-000000-612200	$34,231.00	$29,347.88	$0.00	-100%	
GF-BUDGET -PENSION-	1000-01-0105-000000-612300	$67,120.00	$59,275.69	$0.00	-100%	
GF-BUDGET -WORK COMP	1000-01-0105-000000-612600	$1,013.00	$896.85	$0.00	-100%	
GF-FINANCE -GROUP HEALTH	1000-05-0501-000000-612101	$169,335.00	$140,289.13	$184,000.00	8.7%	
GF-FINANCE -GROUP LIFE	1000-05-0501-000000-612102	$932.00	$778.66	$1,065.00	14.3%	
GF-FINANCE -SOC SEC-MEDIC	1000-05-0501-000000-612200	$127,416.00	$97,431.13	$143,701.00	12.8%	
GF-FINANCE -PENSION-	1000-05-0501-000000-612300	$240,666.00	$204,817.48	$281,768.00	17.1%	
GF-FINANCE -WORK COMP	1000-05-0501-000000-612600	$5,014.00	$3,092.44	$7,165.00	42.9%	
GF-OMB-GROUP HEALTH INSURANCE	1000-05-0505-000000-612101		$0.00	$32,000.00	N/A	
GF-OMB-GROUP LIFE INSURANCE	1000-05-0505-000000-612102		$0.00	$190.00	N/A	
GF-OMB-SOC SEC-MEDICARE-	1000-05-0505-000000-612200		$0.00	$27,991.00	N/A	
GF-OMB-PENSION-	1000-05-0505-000000-612300		$0.00	$54,884.00	N/A	
GF-OMB-WORKERS' COMPENSATION	1000-05-0505-000000-612600		$0.00	$828.00	N/A	
GF-BUDGET -SPEC SVC	1000-01-0105-000000-623100	$19,230.00	$17,866.95	$0.00	-100%	

Name	Account ID	FY2022 Amended Budget	FY2022 Actual	FY2023 Budgeted	FY2022 Amended Budget vs. FY2023 Budgeted (% Change)	Notes
GF-FINANCE -SPEC SVC	1000-05-0501-000000-623100	$67,248.33	$64,954.13	$25,160.00	-62.6%	
GF-FINANCE -SPEC SVC - AUDIT	1000-05-0501-000000-623101	$78,000.00	$95,230.00	$90,000.00	15.4%	
GF-FINANCE - INVESTMENT MANAGE	1000-05-0501-000000-623104	$0.00	-$2,666.66	$0.00	0%	
GF-OMB-SPECIAL SERVICES	1000-05-0505-000000-623100	$0.00	$0.00	$21,710.00	N/A	
GF-BUDGET -FACILITY RENT	1000-01-0105-000000-634401	$136.00	$603.00	$0.00	-100%	
GF-FINANCE -FACILITY RENT	1000-05-0501-000000-634401	$614.00	$0.00	$614.00	0%	
GF-OMB- FACILITY RENT	1000-05-0505-000000-634401	$0.00	$0.00	$53,460.00	N/A	
GF-BUDGET -MAINT - OTHER	1000-01-0105-000000-644815	$151,246.00	$129,790.18	$0.00	-100%	
GF-FINANCE -MAINT - EQUIP	1000-05-0501-000000-644801	$996.00	$0.00	$996.00	0%	
GF-FINANCE -MAINT - OTHER	1000-05-0501-000000-644815	$13,710.00	$12,527.64	$14,460.00	5.5%	
GF-OMB-MAINTENANCE - OTHER	1000-05-0505-000000-644815	$0.00	$0.00	$150,496.00	N/A	
GF-BUDGET -INSUR - PROPERTY	1000-01-0105-000000-655100	$447.00	$447.00	$0.00	-100%	
GF-BUDGET -INSUR - GEN LIAB	1000-01-0105-000000-655300	$1,280.00	$1,280.00	$0.00	-100%	
GF-BUDGET - COMMUNICATIONS	1000-01-0105-000000-655600	$445.00	$0.00	$0.00	-100%	
GF-BUDGET - ADVERTISING	1000-01-0105-000000-655700	$30.00	$0.00	$0.00	-100%	
GF-BUDGET -ADVERT-LEGAL ADS	1000-01-0105-000000-655702	$1,043.00	$0.00	$0.00	-100%	
GF-BUDGET - TRAVEL&TRAIN	1000-01-0105-000000-655800	$11,881.00	$35.00	$0.00	-100%	
GF-BUDGET -DUES AND MEMB	1000-01-0105-000000-655850	$516.00	$665.00	$0.00	-100%	
GF-BUDGET - OTHRPURSV-COMPUTERS	1000-01-0105-000000-655908	$389.30	$389.30	$0.00	-100%	
GF-FINANCE -INSUR - PROPERTY	1000-05-0501-000000-655100	$2,027.00	$2,027.00	$2,619.00	29.2%	
GF-FINANCE -INSUR - GEN LIAB	1000-05-0501-000000-655300	$5,804.00	$5,804.00	$3,147.00	-45.8%	
GF-FINANCE - COMMUNICATIONS	1000-05-0501-000000-655600	$2,225.00	$2,209.72	$2,225.00	0%	
GF-FINANCE -CELL PHONES	1000-05-0501-000000-655602	$930.00	$2,281.09	$11,970.00	1,187.1%	
GF-FINANCE - ADVERTISING	1000-05-0501-000000-655700	$380.00	$0.00	$380.00	0%	

Name	Account ID	FY2022 Amended Budget	FY2022 Actual	FY2023 Budgeted	FY2022 Amended Budget vs. FY2023 Budgeted (% Change)	Notes
GF-FINANCE -ADVERT-LEGAL ADS	1000-05-0501-000000-655702	$1,042.00	$168.95	$1,042.00	0%	
GF-FINANCE -TRAVEL&TRAIN	1000-05-0501-000000-655800	$26,679.00	$8,066.70	$26,679.00	0%	
GF-FINANCE -DUES AND MEMB	1000-05-0501-000000-655850	$4,329.00	$3,440.25	$4,329.00	0%	
GF-FINANCE -OTH PURCHSVC-EQUIP	1000-05-0501-000000-655901	$2,671.00	$3,439.40	$2,671.00	0%	
GF-FINANCE -OTH PURCHSVC -COMP	1000-05-0501-000000-655908	$0.00	$638.36	$0.00	0%	
GF-OMB-INSURANCE -PROPERTY	1000-05-0505-000000-655100	$0.00	$0.00	$578.00	N/A	
GF-OMB-INS - GENERAL LIABILITY	1000-05-0505-000000-655300	$0.00	$0.00	$980.00	N/A	
GF-OMB-COMMUNICATIONS	1000-05-0505-000000-655600	$0.00	$0.00	$445.00	N/A	
COMMUNICATIONS -CELL PHONES	1000-05-0505-000000-655602	$0.00	$0.00	$1,920.00	N/A	
GF-OMB-ADVERTISING	1000-05-0505-000000-655700	$0.00	$0.00	$160.00	N/A	
GF-OMB-ADVERTISING-LEGAL ADS	1000-05-0505-000000-655702	$0.00	$0.00	$1,043.00	N/A	
GF-OMB-TRAVEL & TRAINING	1000-05-0505-000000-655800	$0.00	$0.00	$11,881.00	N/A	
GF-OMB-DUES AND MEMBERSHIPS	1000-05-0505-000000-655850	$0.00	$0.00	$516.00	N/A	
GF-OMB-OTR PRCH SVCS - CMPTERS	1000-05-0505-000000-655908	$0.00	$0.00	$500.00	N/A	
GF-BUDGET -SUPPL -OFFICE	1000-01-0105-000000-666101	$579.00	$11.76	$0.00	-100%	
GF-BUDGET- SUPPL-MINOR TOOLS	1000-01-0105-000000-666102	$3,687.00	$0.00	$0.00	-100%	
GF-BUDGET -SUPPL -NON-EXPEND	1000-01-0105-000000-666103	$0.00	$870.27	$0.00	0%	
GF-BUDGET -SUPPL -SOFTWARE	1000-01-0105-000000-666104	$13.00	$0.00	$0.00	-100%	
GF-BUDGET -SUPPL -OTHER	1000-01-0105-000000-666110	$41.00	$0.00	$0.00	-100%	
GF-FINANCE -SUPPL -OFFICE	1000-05-0501-000000-666101	$23,781.00	$12,109.31	$24,261.00	2%	
GF-FINANCE-SUPPL-MINOR TOOLS	1000-05-0501-000000-666102	$100.00	$39.99	$100.00	0%	
GF-FINANCE -SUPPL -NON-EXPEND	1000-05-0501-000000-666103	$0.00	$3,238.98	$0.00	0%	
GF-FINANCE -SUPPL-CHEMIC&MEDIC	1000-05-0501-000000-666106	$184.00	$7.99	$184.00	0%	
GF-FINANCE -SUPPL-JANITOR/MECH	1000-05-0501-000000-666107	$287.00	$477.26	$287.00	0%	

Name	Account ID	FY2022 Amended Budget	FY2022 Actual	FY2023 Budgeted	FY2022 Amended Budget vs. FY2023 Budgeted (% Change)	Notes
GF-FINANCE -SUPPL - OTHER	1000-05-0501-000000-666110	$1,270.00	$751.01	$1,270.00	0%	
GF-OMB-SUPPLIES - OFFICE	1000-05-0505-000000-666101	$0.00	$172.78	$592.00	N/A	
GF-OMB-SUPPLIES - MINOR TOOLS	1000-05-0505-000000-666102	$0.00	$0.00	$3,687.00	N/A	
GF-OMB-SUPPLIES - OTHER	1000-05-0505-000000-666110	$0.00	$0.00	$41.00	N/A	
GF-FINANCE -OTH EXP-BANK CHG	1000-05-0501-000000-678328	$78,000.00	$53,414.72	$78,000.00	0%	
GF-FINANCE -BILLINGS-FRM OTHER	1000-05-0501-000000-698402	$53.00	$44.20	$609.00	1,049.1%	
Total GENERAL FUND:		**$3,298,766.63**	**$2,750,088.95**	**$3,517,833.00**	**6.6%**	
Total General Fund:		**$3,298,766.63**	**$2,750,088.95**	**$3,517,833.00**	**6.6%**	

Expenditures by Expense Type

Budgeted Expenditures by Expense Type

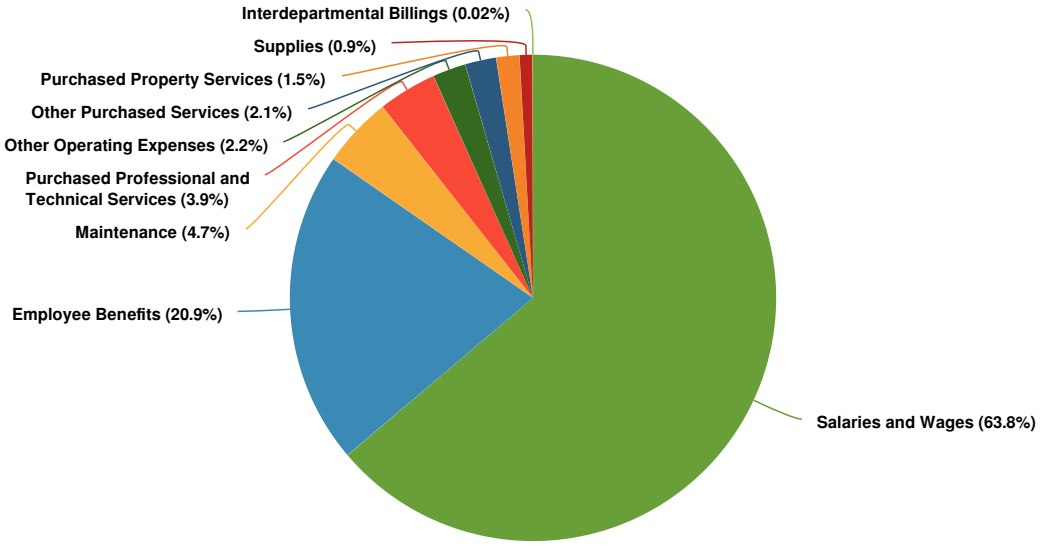

Budgeted and Historical Expenditures by Expense Type

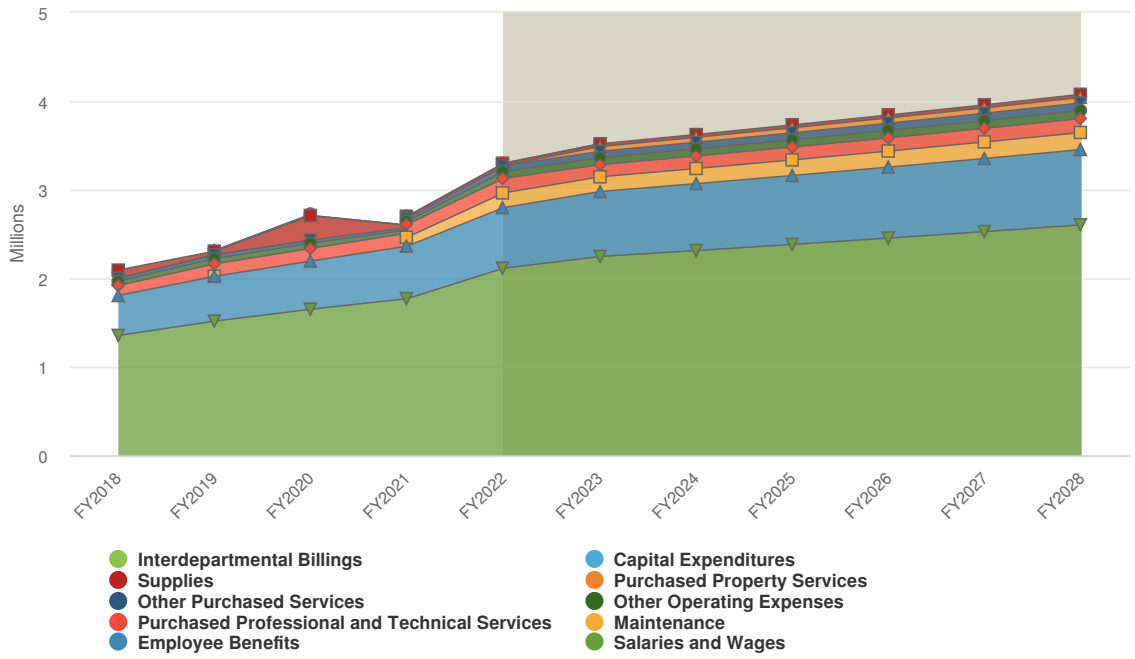

Grey background indicates budgeted figures.

Name	Account ID	FY2022 Amended Budget	FY2022 Actual	FY2023 Budgeted	FY2022 Amended Budget vs. FY2023 Budgeted (% Change)	Notes
Expense Objects						
Salaries and Wages						
REGULAR SALARIES	1000-01-0105-000000-601010	$447,469.00	$313,829.91	$0.00	-100%	
EMPLOYEE PAYOFF	1000-01-0105-000000-601070	$0.00	$81,341.21	$0.00	0%	
REGULAR SALARIES	1000-05-0501-000000-601010	$1,528,567.00	$1,279,564.52	$1,818,971.00	19%	
PART TIME - REGULAR	1000-05-0501-000000-601020	$54,000.00	$2,083.53	$0.00	-100%	
OVERTIME	1000-05-0501-000000-601030	$83,000.00	$64,445.62	$58,071.00	-30%	
EMPLOYEE PAYOFF	1000-05-0501-000000-601070	$0.00	$21,536.99	$0.00	0%	
REGULAR SALARIES	1000-05-0505-000000-601010		$0.00	$368,187.00	N/A	
Total Salaries and Wages:		**$2,113,036.00**	**$1,762,801.78**	**$2,245,229.00**	**6.3%**	
Employee Benefits						

Name	Account ID	FY2022 Amended Budget	FY2022 Actual	FY2023 Budgeted	FY2022 Amended Budget vs. FY2023 Budgeted (% Change)	Notes
GF-BUDGET -GROUP HEALTH	1000-01-0105-000000-612101	$38,485.00	$30,841.83	$0.00	-100%	
GF-BUDGET -GROUP LIFE	1000-01-0105-000000-612102	$225.00	$180.80	$0.00	-100%	
GF-BUDGET -SOC SEC-MEDIC	1000-01-0105-000000-612200	$34,231.00	$29,347.88	$0.00	-100%	
GF-BUDGET -PENSION-	1000-01-0105-000000-612300	$67,120.00	$59,275.69	$0.00	-100%	
GF-BUDGET -WORK COMP	1000-01-0105-000000-612600	$1,013.00	$896.85	$0.00	-100%	
GF-FINANCE -GROUP HEALTH	1000-05-0501-000000-612101	$169,335.00	$140,289.13	$184,000.00	8.7%	
GF-FINANCE -GROUP LIFE	1000-05-0501-000000-612102	$932.00	$778.66	$1,065.00	14.3%	
GF-FINANCE -SOC SEC-MEDIC	1000-05-0501-000000-612200	$127,416.00	$97,431.13	$143,701.00	12.8%	
GF-FINANCE -PENSION-	1000-05-0501-000000-612300	$240,666.00	$204,817.48	$281,768.00	17.1%	
GF-FINANCE -WORK COMP	1000-05-0501-000000-612600	$5,014.00	$3,092.44	$7,165.00	42.9%	
GF-OMB-GROUP HEALTH INSURANCE	1000-05-0505-000000-612101		$0.00	$32,000.00	N/A	
GF-OMB-GROUP LIFE INSURANCE	1000-05-0505-000000-612102		$0.00	$190.00	N/A	
GF-OMB-SOC SEC-MEDICARE-	1000-05-0505-000000-612200		$0.00	$27,991.00	N/A	
GF-OMB-PENSION-	1000-05-0505-000000-612300		$0.00	$54,884.00	N/A	
GF-OMB-WORKERS' COMPENSATION	1000-05-0505-000000-612600		$0.00	$828.00	N/A	
Total Employee Benefits:		**$684,437.00**	**$566,951.89**	**$733,592.00**	**7.2%**	
Purchased Professional and Technical Services						
GF-BUDGET -SPEC SVC	1000-01-0105-000000-623100	$19,230.00	$17,866.95	$0.00	-100%	
GF-FINANCE -SPEC SVC	1000-05-0501-000000-623100	$67,248.33	$64,954.13	$25,160.00	-62.6%	
GF-FINANCE -SPEC SVC - AUDIT	1000-05-0501-000000-623101	$78,000.00	$95,230.00	$90,000.00	15.4%	
GF-FINANCE -INVESTMENT MANAGE	1000-05-0501-000000-623104	$0.00	-$2,666.66	$0.00	0%	
GF-OMB-SPECIAL SERVICES	1000-05-0505-000000-623100	$0.00	$0.00	$21,710.00	N/A	
Total Purchased Professional and Technical Services:		**$164,478.33**	**$175,384.42**	**$136,870.00**	**-16.8%**	

Name	Account ID	FY2022 Amended Budget	FY2022 Actual	FY2023 Budgeted	FY2022 Amended Budget vs. FY2023 Budgeted (% Change)	Notes
Purchased Property Services						
GF-BUDGET -FACILITY RENT	1000-01-0105-000000-634401	$136.00	$603.00	$0.00	-100%	
GF-FINANCE -FACILITY RENT	1000-05-0501-000000-634401	$614.00	$0.00	$614.00	0%	
GF-OMB- FACILITY RENT	1000-05-0505-000000-634401	$0.00	$0.00	$53,460.00	N/A	
Total Purchased Property Services:		**$750.00**	**$603.00**	**$54,074.00**	**7,109.9%**	
Maintenance						
GF-BUDGET -MAINT - OTHER	1000-01-0105-000000-644815	$151,246.00	$129,790.18	$0.00	-100%	
GF-FINANCE -MAINT - EQUIP	1000-05-0501-000000-644801	$996.00	$0.00	$996.00	0%	
GF-FINANCE -MAINT - OTHER	1000-05-0501-000000-644815	$13,710.00	$12,527.64	$14,460.00	5.5%	
GF-OMB-MAINTENANCE - OTHER	1000-05-0505-000000-644815	$0.00	$0.00	$150,496.00	N/A	
Total Maintenance:		**$165,952.00**	**$142,317.82**	**$165,952.00**	**0%**	
Other Purchased Services						
GF-BUDGET -INSUR - PROPERTY	1000-01-0105-000000-655100	$447.00	$447.00	$0.00	-100%	
GF-BUDGET -INSUR - GEN LIAB	1000-01-0105-000000-655300	$1,280.00	$1,280.00	$0.00	-100%	
GF-BUDGET - COMMUNICATIONS	1000-01-0105-000000-655600	$445.00	$0.00	$0.00	-100%	
GF-BUDGET -ADVERTISING	1000-01-0105-000000-655700	$30.00	$0.00	$0.00	-100%	
GF-BUDGET -ADVERT-LEGAL ADS	1000-01-0105-000000-655702	$1,043.00	$0.00	$0.00	-100%	
GF-BUDGET -TRAVEL&TRAIN	1000-01-0105-000000-655800	$11,881.00	$35.00	$0.00	-100%	
GF-BUDGET -DUES AND MEMB	1000-01-0105-000000-655850	$516.00	$665.00	$0.00	-100%	
GF-BUDGET -OTHRPURSV-COMPUTERS	1000-01-0105-000000-655908	$389.30	$389.30	$0.00	-100%	
GF-FINANCE -INSUR - PROPERTY	1000-05-0501-000000-655100	$2,027.00	$2,027.00	$2,619.00	29.2%	
GF-FINANCE -INSUR - GEN LIAB	1000-05-0501-000000-655300	$5,804.00	$5,804.00	$3,147.00	-45.8%	
GF-FINANCE - COMMUNICATIONS	1000-05-0501-000000-655600	$2,225.00	$2,209.72	$2,225.00	0%	
GF-FINANCE -CELL PHONES	1000-05-0501-000000-655602	$930.00	$2,281.09	$11,970.00	1,187.1%	

Name	Account ID	FY2022 Amended Budget	FY2022 Actual	FY2023 Budgeted	FY2022 Amended Budget vs. FY2023 Budgeted (% Change)	Notes
GF-FINANCE -ADVERTISING	1000-05-0501-000000-655700	$380.00	$0.00	$380.00	0%	
GF-FINANCE -ADVERT-LEGAL ADS	1000-05-0501-000000-655702	$1,042.00	$168.95	$1,042.00	0%	
GF-FINANCE -TRAVEL&TRAIN	1000-05-0501-000000-655800	$26,679.00	$8,066.70	$26,679.00	0%	
GF-FINANCE -DUES AND MEMB	1000-05-0501-000000-655850	$4,329.00	$3,440.25	$4,329.00	0%	
GF-FINANCE -OTH PURCHSVC-EQUIP	1000-05-0501-000000-655901	$2,671.00	$3,439.40	$2,671.00	0%	
GF-FINANCE -OTH PURCHSVC -COMP	1000-05-0501-000000-655908	$0.00	$638.36	$0.00	0%	
GF-OMB-INSURANCE -PROPERTY	1000-05-0505-000000-655100	$0.00	$0.00	$578.00	N/A	
GF-OMB-INS - GENERAL LIABILITY	1000-05-0505-000000-655300	$0.00	$0.00	$980.00	N/A	
GF-OMB-COMMUNICATIONS	1000-05-0505-000000-655600	$0.00	$0.00	$445.00	N/A	
COMMUNICATIONS - CELL PHONES	1000-05-0505-000000-655602	$0.00	$0.00	$1,920.00	N/A	
GF-OMB-ADVERTISING	1000-05-0505-000000-655700	$0.00	$0.00	$160.00	N/A	
GF-OMB-ADVERTISING- LEGAL ADS	1000-05-0505-000000-655702	$0.00	$0.00	$1,043.00	N/A	
GF-OMB-TRAVEL & TRAINING	1000-05-0505-000000-655800	$0.00	$0.00	$11,881.00	N/A	
GF-OMB-DUES AND MEMBERSHIPS	1000-05-0505-000000-655850	$0.00	$0.00	$516.00	N/A	
GF-OMB-OTR PRCH SVCS -CMPTERS	1000-05-0505-000000-655908	$0.00	$0.00	$500.00	N/A	
Total Other Purchased Services:		**$62,118.30**	**$30,891.77**	**$73,085.00**	**17.7%**	
Supplies						
GF-BUDGET -SUPPL - OFFICE	1000-01-0105-000000-666101	$579.00	$11.76	$0.00	-100%	
GF-BUDGET- SUPPL- MINOR TOOLS	1000-01-0105-000000-666102	$3,687.00	$0.00	$0.00	-100%	
GF-BUDGET -SUPPL - NON-EXPEND	1000-01-0105-000000-666103	$0.00	$870.27	$0.00	0%	
GF-BUDGET -SUPPL -SOFTWARE	1000-01-0105-000000-666104	$13.00	$0.00	$0.00	-100%	
GF-BUDGET -SUPPL - OTHER	1000-01-0105-000000-666110	$41.00	$0.00	$0.00	-100%	
GF-FINANCE -SUPPL - OFFICE	1000-05-0501-000000-666101	$23,781.00	$12,109.31	$24,261.00	2%	
GF-FINANCE-SUPPL-MINOR TOOLS	1000-05-0501-000000-666102	$100.00	$39.99	$100.00	0%	

Name	Account ID	FY2022 Amended Budget	FY2022 Actual	FY2023 Budgeted	FY2022 Amended Budget vs. FY2023 Budgeted (% Change)	Notes
GF-FINANCE -SUPPL - NON-EXPEND	1000-05-0501-000000-666103	$0.00	$3,238.98	$0.00	0%	
GF-FINANCE -SUPPL-CHEMIC&MEDIC	1000-05-0501-000000-666106	$184.00	$7.99	$184.00	0%	
GF-FINANCE -SUPPL-JANITOR/MECH	1000-05-0501-000000-666107	$287.00	$477.26	$287.00	0%	
GF-FINANCE -SUPPL - OTHER	1000-05-0501-000000-666110	$1,270.00	$751.01	$1,270.00	0%	
GF-OMB-SUPPLIES - OFFICE	1000-05-0505-000000-666101	$0.00	$172.78	$592.00	N/A	
GF-OMB-SUPPLIES - MINOR TOOLS	1000-05-0505-000000-666102	$0.00	$0.00	$3,687.00	N/A	
GF-OMB-SUPPLIES - OTHER	1000-05-0505-000000-666110	$0.00	$0.00	$41.00	N/A	
Total Supplies:		**$29,942.00**	**$17,679.35**	**$30,422.00**	**1.6%**	
Other Operating Expenses						
GF-FINANCE -OTH EXP-BANK CHG	1000-05-0501-000000-678328	$78,000.00	$53,414.72	$78,000.00	0%	
Total Other Operating Expenses:		**$78,000.00**	**$53,414.72**	**$78,000.00**	**0%**	
Interdepartmental Billings						
GF-FINANCE -BILLINGS-FRM OTHER	1000-05-0501-000000-698402	$53.00	$44.20	$609.00	1,049.1%	
Total Interdepartmental Billings:		**$53.00**	**$44.20**	**$609.00**	**1,049.1%**	
Total Expense Objects:		**$3,298,766.63**	**$2,750,088.95**	**$3,517,833.00**	**6.6%**	

Legal

Mission
To provide the City of Waco, its officers, and employees with professional and timely legal advice.

Departmental Overview
The City Attorney's Office represents or supervises the representation of the City of Waco in all legal matters.

Divisions and FTEs
Administration: 11.0000 FTEs

Programs of Services
The office is responsible for the review and/or drafting of resolutions, ordinances, contracts, agreements, deeds, and other legal documents in which the City has an interest. The office also prosecutes violations of City of Waco ordinances and Class C misdemeanors in Waco Municipal Court.

FY22 Accomplishments
- Responded quickly to novel, legal issues/work presented by numerous projects, including Real Estate transactions and the Pavilion Project.
- Increased efficiency and collaboration on economic development efforts.
- Supported all council goals with legal services.

FY23 Objectives
- Increase efficiency in provision of legal services.
- Provide legal support to achieve the City's goals.
- Represent the City with competency and integrity.
- Deliver legal assistance and advice in a professional and timely manner.

Performance Measures

Strategic Goal: Build a High Performing Government	
Performance Indicators	Proposed FY 2022-2023
Total Number of Legal Service Requests	900
Percentage of time the 10-day Legal Service Request deadline is met.	90%

Department Diversity
By Race/Ethnicity and Gender

	American Indian/Alaskan Native	Hispanic or Latino	Asian	Black or African American	Native Hawaiian or Pacific Islander	White	Two or More Races		Male	Female
City of Waco Population*	0.4%	31.8%	2.2%	20.6%	0.1%	43.7%	6.4%		48.4%	51.6%
City Organization	1%	19%	1%	10%	0%	67%	2%		64%	36%
Legal	0%	11%	0%	0%	0%	89%	0%		11%	89%

*U.S.Census Bureau: https://www.census.gov/quickfacts/wacocitytexas

Expenditures Summary

FY23 includes a base budget increase to the legal operating accounts. Funding is appropriated for legal software subscriptions and support of city attorneys to carryout legal duties for the city.

$1,737,871 $199,230 (12.95% vs. prior year)

Legal Proposed and Historical Budget vs. Actual

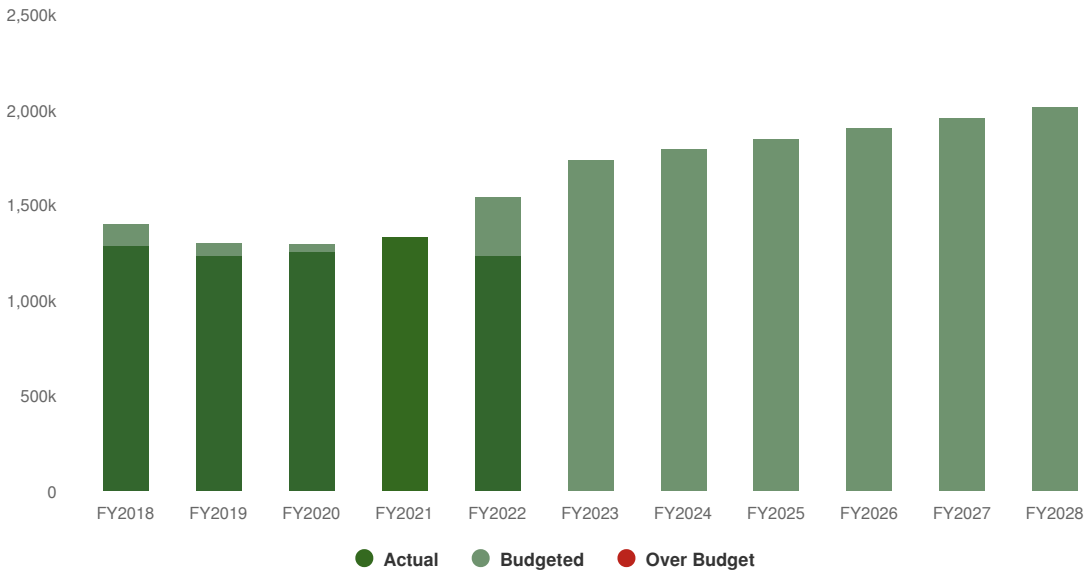

Expenditures by Fund

2023 Expenditures by Fund

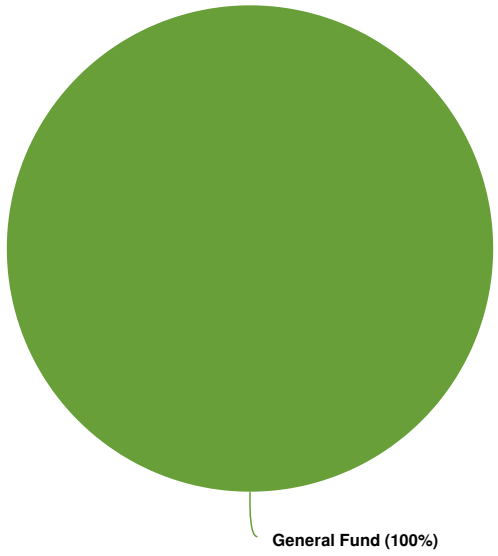

Budgeted and Historical 2023 Expenditures by Fund

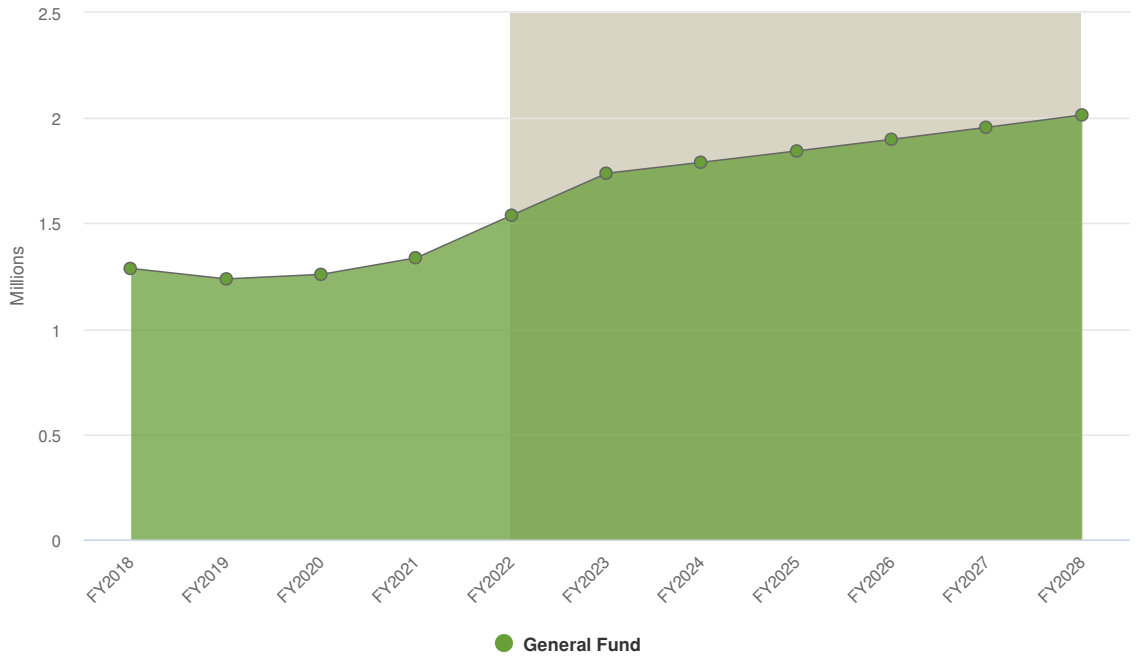

Grey background indicates budgeted figures.

Name	Account ID	FY2022 Amended Budget	FY2022 Actual	FY2023 Budgeted	FY2022 Amended Budget vs. FY2023 Budgeted (% Change)	Notes
General Fund						
GENERAL FUND						
REGULAR SALARIES	1000-06-0601-000000-601010	$1,117,679.00	$833,700.66	$1,265,880.00	13.3%	
OVERTIME	1000-06-0601-000000-601030	$0.00	$66.43	$2,876.00	N/A	
EMPLOYEE PAYOFF	1000-06-0601-000000-601070	$0.00	$76,975.01	$0.00	0%	
GF-LEGAL -GROUP HEALTH	1000-06-0601-000000-612101	$80,819.00	$61,704.64	$88,000.00	8.9%	
GF-LEGAL -GROUP LIFE	1000-06-0601-000000-612102	$495.00	$358.37	$519.00	4.8%	
GF-LEGAL -SOC SEC-MEDIC	1000-06-0601-000000-612200	$85,502.00	$64,217.32	$97,060.00	13.5%	
GF-LEGAL -PENSION-	1000-06-0601-000000-612300	$167,652.00	$136,608.44	$190,313.00	13.5%	
GF-LEGAL -WORK COMP	1000-06-0601-000000-612600	$1,866.00	$1,526.51	$2,245.00	20.3%	
GF-LEGAL -SPEC SVC	1000-06-0601-000000-623100	$1,450.00	$100.00	$1,450.00	0%	
GF-LEGAL -COURT COSTS	1000-06-0601-000000-623600	$3,000.00	$30.00	$3,000.00	0%	

Name	Account ID	FY2022 Amended Budget	FY2022 Actual	FY2023 Budgeted	FY2022 Amended Budget vs. FY2023 Budgeted (% Change)	Notes
GF-LEGAL -MAINT - EQUIP	1000-06-0601-000000-644801	$1,260.00	$119.40	$1,260.00	0%	
GF-LEGAL -MAINT - OTHER	1000-06-0601-000000-644815	$0.00	$59.70	$825.00	N/A	
GF-LEGAL -INSUR - PROPERTY	1000-06-0601-000000-655100	$567.00	$567.00	$733.00	29.3%	
GF-LEGAL -INSUR - GEN LIAB	1000-06-0601-000000-655300	$3,293.00	$3,293.00	$1,931.00	-41.4%	
GF-LEGAL - COMMUNICATIONS	1000-06-0601-000000-655600	$1,020.00	$1,124.63	$1,020.00	0%	
GF-LEGAL -CELL PHONES	1000-06-0601-000000-655602	$1,200.00	$2,788.45	$4,080.00	240%	
GF-LEGAL - ADVERTISING	1000-06-0601-000000-655700	$500.00	$649.00	$500.00	0%	
GF-LEGAL - TRAVEL&TRAIN	1000-06-0601-000000-655800	$22,131.00	$13,942.46	$25,294.00	14.3%	
GF-LEGAL -DUES AND MEMB	1000-06-0601-000000-655850	$5,213.00	$4,585.00	$5,930.00	13.8%	
GF-LEGAL -OTH PURCHSVC-EQUIP	1000-06-0601-000000-655901	$50.00	$0.00	$50.00	0%	
GF-LEGAL -SUPPL - OFFICE	1000-06-0601-000000-666101	$11,355.00	$6,220.20	$12,977.00	14.3%	
GF-LEGAL -SUPPL- MINOR TOOLS	1000-06-0601-000000-666102	$100.00	$29.71	$100.00	0%	
GF-LEGAL -SUPPL - NON-EXPEND	1000-06-0601-000000-666103	$4,179.40	$8,608.99	$0.00	-100%	
GF-LEGAL - SUPPL - CHEMIC&MEDIC	1000-06-0601-000000-666106	$50.00	$0.00	$50.00	0%	
GF-LEGAL -SUPPL- JANITOR/MECH	1000-06-0601-000000-666107	$30.00	$5.09	$30.00	0%	
GF-LEGAL -SUPPL- BOOKS&PUBL	1000-06-0601-000000-666109	$28,900.00	$16,421.48	$31,418.00	8.7%	
GF-LEGAL -SUPPL - OTHER	1000-06-0601-000000-666110	$330.00	$319.30	$330.00	0%	
Total GENERAL FUND:		**$1,538,641.40**	**$1,234,020.79**	**$1,737,871.00**	**12.9%**	
Total General Fund:		**$1,538,641.40**	**$1,234,020.79**	**$1,737,871.00**	**12.9%**	

Expenditures by Expense Type

Budgeted Expenditures by Expense Type

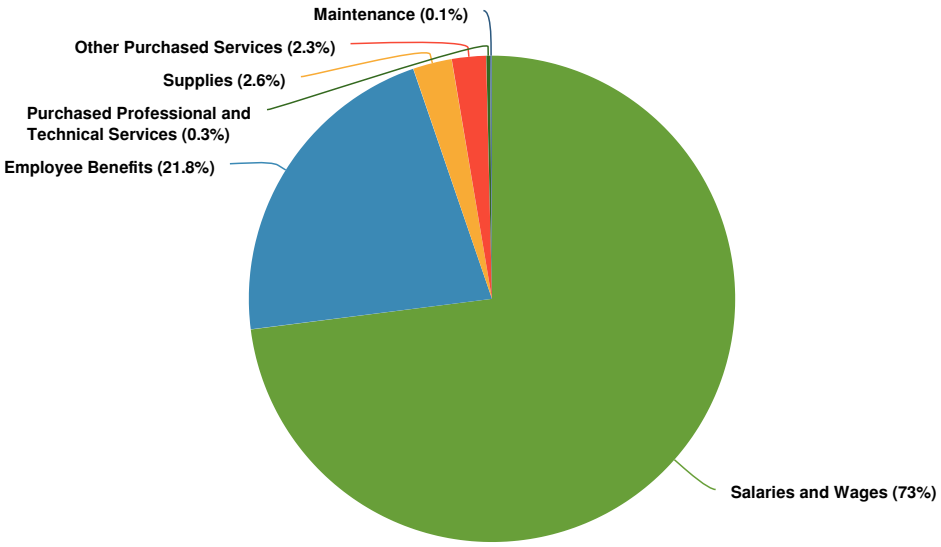

Budgeted and Historical Expenditures by Expense Type

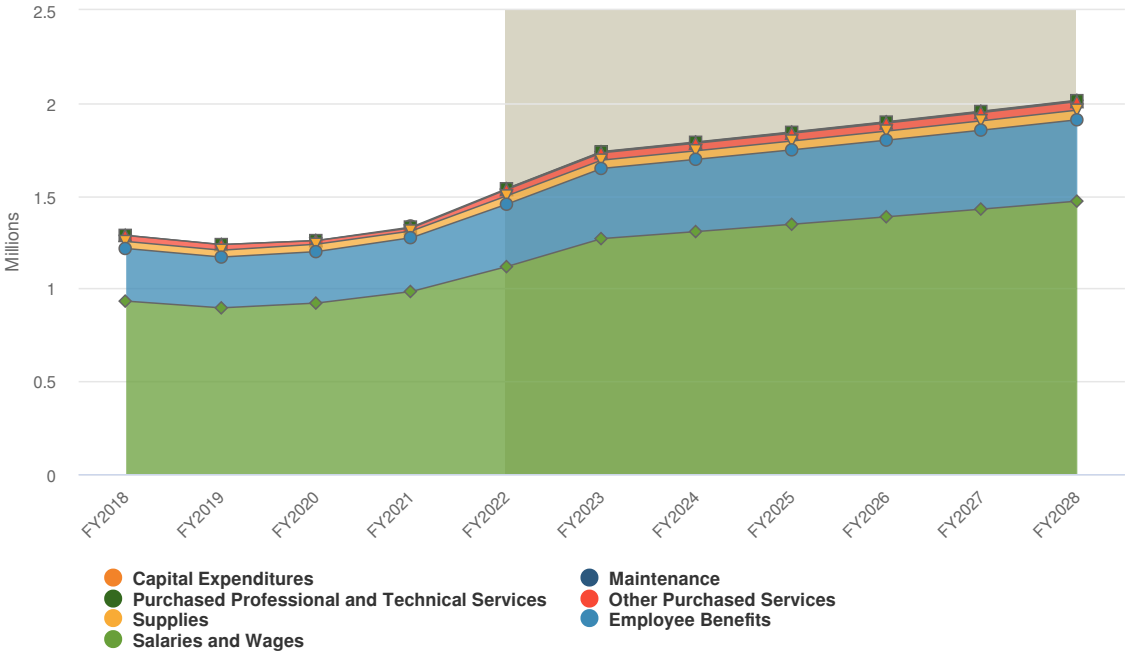

Grey background indicates budgeted figures.

Name	Account ID	FY2022 Amended Budget	FY2022 Actual	FY2023 Budgeted	FY2022 Amended Budget vs. FY2023 Budgeted (% Change)	Notes
Expense Objects						
Salaries and Wages						
REGULAR SALARIES	1000-06-0601-000000-601010	$1,117,679.00	$833,700.66	$1,265,880.00	13.3%	
OVERTIME	1000-06-0601-000000-601030	$0.00	$66.43	$2,876.00	N/A	
EMPLOYEE PAYOFF	1000-06-0601-000000-601070	$0.00	$76,975.01	$0.00	0%	
Total Salaries and Wages:		**$1,117,679.00**	**$910,742.10**	**$1,268,756.00**	**13.5%**	
Employee Benefits						
GF-LEGAL -GROUP HEALTH	1000-06-0601-000000-612101	$80,819.00	$61,704.64	$88,000.00	8.9%	
GF-LEGAL -GROUP LIFE	1000-06-0601-000000-612102	$495.00	$358.37	$519.00	4.8%	
GF-LEGAL -SOC SEC-MEDIC	1000-06-0601-000000-612200	$85,502.00	$64,217.32	$97,060.00	13.5%	
GF-LEGAL -PENSION-	1000-06-0601-000000-612300	$167,652.00	$136,608.44	$190,313.00	13.5%	
GF-LEGAL -WORK COMP	1000-06-0601-000000-612600	$1,866.00	$1,526.51	$2,245.00	20.3%	
Total Employee Benefits:		**$336,334.00**	**$264,415.28**	**$378,137.00**	**12.4%**	
Purchased Professional and Technical Services						
GF-LEGAL -SPEC SVC	1000-06-0601-000000-623100	$1,450.00	$100.00	$1,450.00	0%	
GF-LEGAL -COURT COSTS	1000-06-0601-000000-623600	$3,000.00	$30.00	$3,000.00	0%	
Total Purchased Professional and Technical Services:		**$4,450.00**	**$130.00**	**$4,450.00**	**0%**	
Maintenance						
GF-LEGAL -MAINT - EQUIP	1000-06-0601-000000-644801	$1,260.00	$119.40	$1,260.00	0%	
GF-LEGAL -MAINT - OTHER	1000-06-0601-000000-644815	$0.00	$59.70	$825.00	N/A	
Total Maintenance:		**$1,260.00**	**$179.10**	**$2,085.00**	**65.5%**	
Other Purchased Services						
GF-LEGAL -INSUR -PROPERTY	1000-06-0601-000000-655100	$567.00	$567.00	$733.00	29.3%	
GF-LEGAL -INSUR - GEN LIAB	1000-06-0601-000000-655300	$3,293.00	$3,293.00	$1,931.00	-41.4%	
GF-LEGAL -COMMUNICATIONS	1000-06-0601-000000-655600	$1,020.00	$1,124.63	$1,020.00	0%	

Name	Account ID	FY2022 Amended Budget	FY2022 Actual	FY2023 Budgeted	FY2022 Amended Budget vs. FY2023 Budgeted (% Change)	Notes
GF-LEGAL -CELL PHONES	1000-06-0601-000000-655602	$1,200.00	$2,788.45	$4,080.00	240%	
GF-LEGAL -ADVERTISING	1000-06-0601-000000-655700	$500.00	$649.00	$500.00	0%	
GF-LEGAL -TRAVEL&TRAIN	1000-06-0601-000000-655800	$22,131.00	$13,942.46	$25,294.00	14.3%	
GF-LEGAL -DUES AND MEMB	1000-06-0601-000000-655850	$5,213.00	$4,585.00	$5,930.00	13.8%	
GF-LEGAL -OTH PURCHSVC-EQUIP	1000-06-0601-000000-655901	$50.00	$0.00	$50.00	0%	
Total Other Purchased Services:		**$33,974.00**	**$26,949.54**	**$39,538.00**	**16.4%**	
Supplies						
GF-LEGAL -SUPPL - OFFICE	1000-06-0601-000000-666101	$11,355.00	$6,220.20	$12,977.00	14.3%	
GF-LEGAL -SUPPL-MINOR TOOLS	1000-06-0601-000000-666102	$100.00	$29.71	$100.00	0%	
GF-LEGAL -SUPPL - NON-EXPEND	1000-06-0601-000000-666103	$4,179.40	$8,608.99	$0.00	-100%	
GF-LEGAL - SUPPL - CHEMIC&MEDIC	1000-06-0601-000000-666106	$50.00	$0.00	$50.00	0%	
GF-LEGAL -SUPPL-JANITOR/MECH	1000-06-0601-000000-666107	$30.00	$5.09	$30.00	0%	
GF-LEGAL -SUPPL-BOOKS&PUBL	1000-06-0601-000000-666109	$28,900.00	$16,421.48	$31,418.00	8.7%	
GF-LEGAL -SUPPL - OTHER	1000-06-0601-000000-666110	$330.00	$319.30	$330.00	0%	
Total Supplies:		**$44,944.40**	**$31,604.77**	**$44,905.00**	**-0.1%**	
Total Expense Objects:		**$1,538,641.40**	**$1,234,020.79**	**$1,737,871.00**	**12.9%**	

Development Services

Mission
Preserve and enhance the safety, quality of life and human environment for the residents of Waco through sustainable patterns of land development, and balancing community needs with limited resources.

Departmental Overview
The Development Services Department supports the efforts of the City Council to ensure the orderly, safe, and responsible development of Waco.
Code Compliance is responsible for ensuring basic minimum housing standards deemed essential for safe and healthful living are met for approximately 47,000 living units and 3,500 commercial structures.

Divisions and FTEs
Administration: 45.2000

Programs of Services
Development Services is responsible for administrating and enforcing the adopted building, plumbing, electrical, gas and mechanical codes, zoning and subdivision ordinances, and other ordinances for the city of Waco. Development Services also provides support for long range planning efforts such as the comprehensive plan and transportation plans, as well as technical assistance to builders, architects, planners, engineers, and developers. Planning Services provides information to both internal and external customers such as demographics, maps, addresses, studies, plans and other relevant planning/ building data.

Finally, the Department manages all the City's excess property, which includes tax foreclosure property for the City of Waco, McLennan County and Waco Independent School District.

The Code Compliance division provides inspection, enforcement and when applicable, abatement services on public and private property. This includes single-family, multi-family, commercial and industrial zoned properties by determining the presence of nuisance, building and zoning violations combined with program management of current programs such as the Building Standards Commission, the enforcement side of short-term rentals along with upcoming programs such as multi-family annual property inspections program, and graffiti abatement.

FY22 Accomplishments
- Implemented zoning recommendations of the Waco Strategic Housing Plan
- Adopted Residential Design Standards
- Adopt 2023-2026 Transportation Improvement Plan
- Adopted Downtown Implementation Plan
- Processed over 9,500 permits/ licenses, 200 subdivision plats, 170 planning public hearing agenda items and took over 23,000 calls.
- Remodeled Development Center to include new office space, keyless building entry and customer service enhancements.
- Onboarded new MPO Director, long range planner and combination inspector.

FY23 Objectives
- Update The City Plan, Waco Comprehensive Plan 2040
- Start work on Hwy. 84 growth corridor study
- Start work on 25th/26th street corridor study
- Improve online application customer experience
- Improve permitting and inspections response times

FY22 Code Compliance Accomplishments
- 10,616 neighborhood opportunities to facilitate quality enhancements.
- Continued to increase staff attendance at neighborhood meetings to build community relationships.
- Revamped the Building Standard Commission process to make it more streamlined and effective.
- Redesigned district areas to eight in order to better address community concerns.

FY23 Code Compliance Objectives
- Build a database of multi-family properties and conduct a peer city review for building a multi-family inspection program
- Begin research and peer city review for creating a graffiti abatement ordinance and program
- Continue to educate all inspectors on zoning violations

- Work with Waco PD Neighborhood Engagement Team to find solutions for chronic properties
- Review best practices and evaluate reporting solutions.

Performance Measures

Strategic Goal: Building a High Performing Government	
Performance Indicators	Proposed FY 2022-2023
Reaching a 98% goal of inspections conducted within 24 hours of request	98% Inspections Conducted
Maintaining a 95% goal of residential plan review comments submitted within 2 days of application	95% Comments Provided
Reaching a 90% goal of commercial plan review comments submitted 20 days of application	90% Comments Provided

Strategic Goal: Improve Infrastructure	
Performance Indicators	Proposed FY 2022-2023
Substandard Structure Program to facilitate repairs to unsafe structures	Inspect structures throughout the City
60 Day Housing Improvement Program to facilitate property maintenance and up-keep to avoid property regression	Inspect properties throughout the City

Strategic Goal: Provide a Safe and Resilient City	
Performance Indicators	Proposed FY 2022-2023
Assist Residents with Property Concerns for Viable Housing Conditions	Provide answers to questions and respond to reports within 24 hours
Secure Vacant Structures for Safety and Security	Resolve within 5 business days

Strategic Goal: Enhance Quality of Life	
Performance Indicators	Proposed FY 2022-2023
MyWaco App online requests & other reported property issues	Provide answers to questions and respond to reports within 24 hours

Department Diversity

By Race/Ethnicity and Gender

	American Indian/Alaskan Native	Hispanic or Latino	Asian	Black or African American	Native Hawaiian or Pacific Islander	White	Two or More Races		Male	Female
City of Waco Population*	0.4%	31.8%	2.2%	20.6%	0.1%	43.7%	6.4%		48.4%	51.6%
City Organization	1%	19%	1%	10%	0%	67%	2%		64%	36%
Development Services	0%	21%	9%	0%	0%	71%	0%		56%	44%

*U.S.Census Bureau: https://www.census.gov/quickfacts/wacocitytexas

Expenditures Summary

The FY23 Budget includes base budget increases and approved budget requests. Budget requests include planning software to provide data-driven insights, and a short-term rental platform to assist the city in collecting revenue. In addition, Fiscal Year 2023 budget increases with the addition of code compliance to the Development Services Department. Previously, this division was a part of Community Services (renamed Housing).

$5,295,739 **$2,371,237**

(81.08% vs. prior year)

Development Services - Planning, Inspections, Code Compliance Proposed and Historical Budget vs. Actual

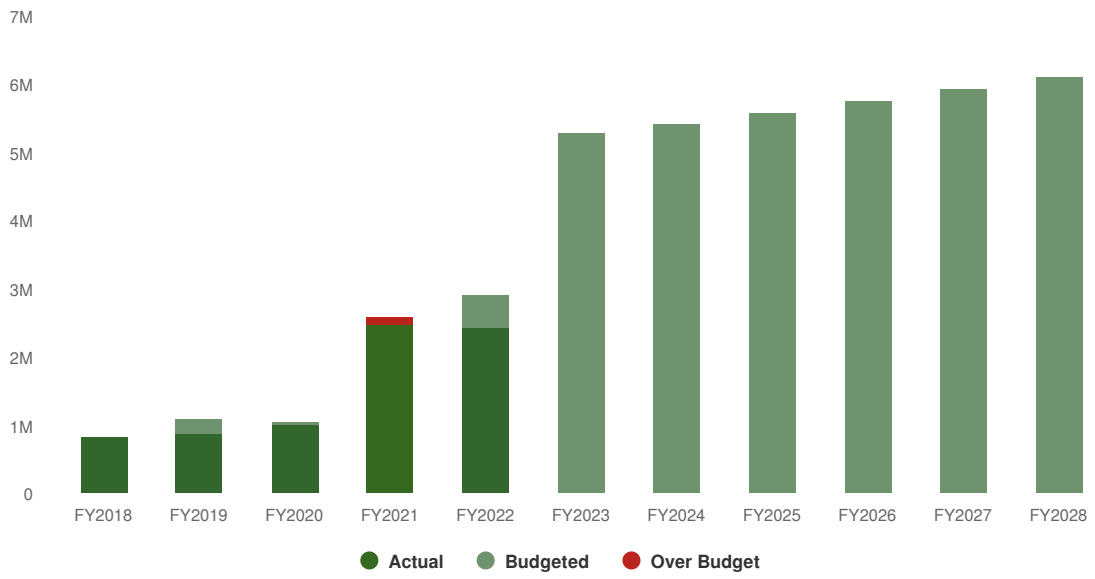

Expenditures by Fund

2023 Expenditures by Fund

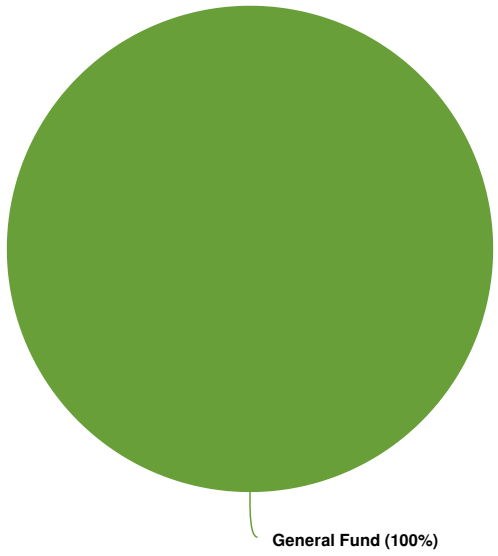

Budgeted and Historical 2023 Expenditures by Fund

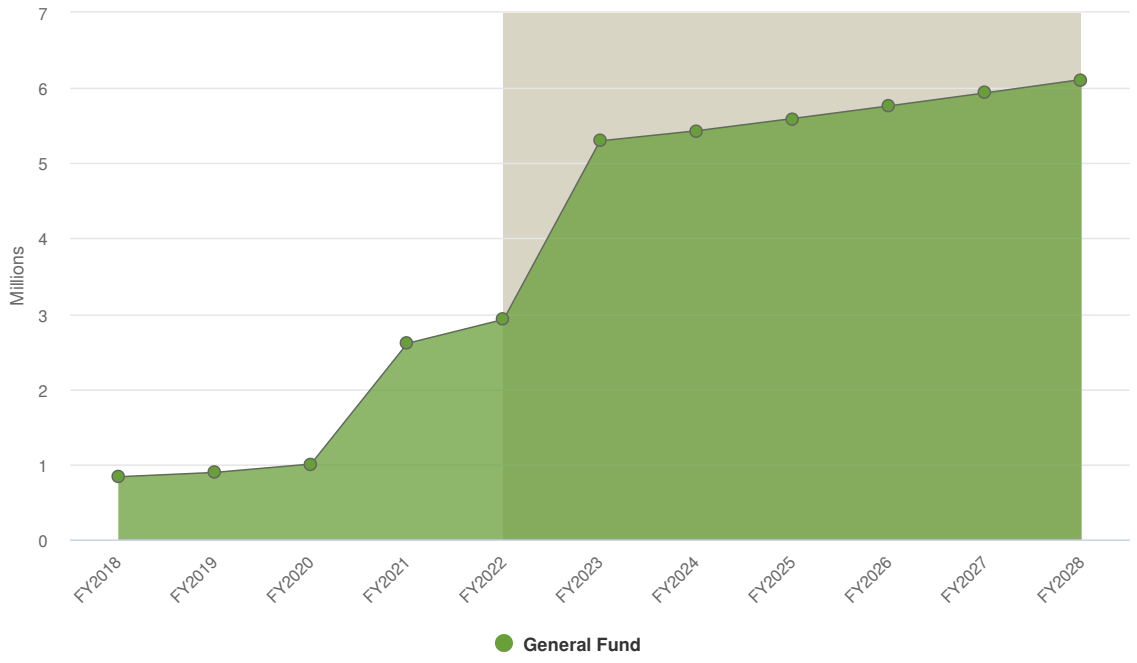

Grey background indicates budgeted figures.

Name	Account ID	FY2022 Amended Budget	FY2022 Actual	FY2023 Budgeted	FY2022 Amended Budget vs. FY2023 Budgeted (% Change)	Notes
General Fund						
GENERAL FUND						
REGULAR SALARIES	1000-08-0801-000000-601010	$767,569.00	$583,979.75	$842,484.00	9.8%	
OVERTIME	1000-08-0801-000000-601030	$1,500.00	$1,200.70	$746.00	-50.3%	
EMPLOYEE PAYOFF	1000-08-0801-000000-601070	$0.00	$35,351.34	$0.00	0%	
GF-INSPECT - REGULAR SALARIES	1000-08-0802-000000-601010	$1,069,563.00	$902,644.28	$1,147,203.00	7.3%	
GF-INSPECT - OVERTIME	1000-08-0802-000000-601030	$10,000.00	$13,161.40	$12,948.00	29.5%	
GF-INSPECT - EMPLOYEE PAYOFF	1000-08-0802-000000-601070	$0.00	$4,974.03	$0.00	0%	
GF-CODE -REGULAR SALARIES	1000-08-0803-000000-601010	$0.00	$0.00	$789,137.00	N/A	
GF-PLANNIN -GROUP HEALTH	1000-08-0801-000000-612101	$76,973.00	$59,511.87	$81,600.00	6%	
GF-PLANNIN -GROUP LIFE	1000-08-0801-000000-612102	$409.00	$342.07	$477.00	16.6%	
GF-PLANNIN -SOC SEC-MEDIC	1000-08-0801-000000-612200	$61,376.00	$44,066.44	$64,544.00	5.2%	

Name	Account ID	FY2022 Amended Budget	FY2022 Actual	FY2023 Budgeted	FY2022 Amended Budget vs. FY2023 Budgeted (% Change)	Notes
GF-PLANNIN -PENSION-	1000-08-0801-000000-612300	$115,361.00	$92,329.79	$126,558.00	9.7%	
GF-PLANNIN -WORK COMP	1000-08-0801-000000-612600	$1,572.00	$1,404.73	$1,947.00	23.9%	
GF-INSPECT - GROUP HEALTH	1000-08-0802-000000-612101	$146,047.00	$125,461.82	$152,000.00	4.1%	
GF-INSPECT - GROUP LIFE	1000-08-0802-000000-612102	$774.00	$700.54	$873.00	12.8%	
GF-INSPECT - SOC SEC-MEDIC	1000-08-0802-000000-612200	$82,586.00	$67,836.69	$88,898.00	7.6%	
GF-INSPECT - PENSION-	1000-08-0802-000000-612300	$161,935.00	$138,102.27	$174,309.00	7.6%	
GF-INSPECT - WORK COMP	1000-08-0802-000000-612600	$5,585.00	$5,023.19	$7,005.00	25.4%	
GF-CODE -GROUP HEALTH	1000-08-0803-000000-612101	$0.00	$0.00	$128,000.00	N/A	
GF-CODE -GROUP LIFE	1000-08-0803-000000-612102	$0.00	$0.00	$697.00	N/A	
GF-CODE -SOC SEC-MEDIC	1000-08-0803-000000-612200	$0.00	$0.00	$60,369.00	N/A	
GF-CODE -PENSION-	1000-08-0803-000000-612300	$0.00	$0.00	$118,371.00	N/A	
GF-CODE -WORK COMP	1000-08-0803-000000-612600	$0.00	$0.00	$7,684.00	N/A	
GF-PLANNIN -SPEC SVC	1000-08-0801-000000-623100	$35,312.50	$32,596.75	$449,350.00	1,172.5%	
GF-PLANNIN -IT SERVICES	1000-08-0801-000000-623106	$0.00	$0.00	$257,077.00	N/A	
GF-INSPECT - SPEC SVC	1000-08-0802-000000-623100	$1,000.00	$2,414.35	$2,559.00	155.9%	
GF-INSPECT -IT SERVICES	1000-08-0802-000000-623106	$0.00	$0.00	$54,848.00	N/A	
GF-CODE -SPEC SVC	1000-08-0803-000000-623100	$0.00	$0.00	$145,270.00	N/A	
GF-CODE -SPSVC-CITY OWNED LOTS	1000-08-0803-000000-623100-A0731		$0.00	$73,890.00	N/A	
GF-CODE -SPEC SVC-PRIVATE LOTS	1000-08-0803-000000-623100-A0732		$0.00	$9,333.00	N/A	
GF-PLANNIN -RENT&EASEMENT	1000-08-0801-000000-634400	$58,284.00	$48,570.00	$62,655.00	7.5%	
GF-PLANNIN -FACILITY RENT	1000-08-0801-000000-634401	$7,500.00	$9,069.00	$7,528.00	0.4%	
GF-INSPECT -RENT&EASEMENT	1000-08-0802-000000-634400	$36,122.00	$30,101.69	$32,358.00	-10.4%	
GF-INSPECT - FACILITY RENT	1000-08-0802-000000-634401	$1,360.00	$0.00	$0.00	-100%	
GF-CODE -UTILITY SVCS-LANDFILL	1000-08-0803-000000-634104	$0.00	$0.00	$1,200.00	N/A	

Name	Account ID	FY2022 Amended Budget	FY2022 Actual	FY2023 Budgeted	FY2022 Amended Budget vs. FY2023 Budgeted (% Change)	Notes
GF-PLANNIN -MAINT - VEH PARTS	1000-08-0801-000000-644803	$2,317.00	$0.00	$0.00	-100%	
GF-PLANNIN -MAINT-VEH-OUTSIDE	1000-08-0801-000000-644805	$300.00	$0.00	$43.00	-85.7%	
GF-PLANNIN -MAINT - VEH - MISC	1000-08-0801-000000-644810	$285.00	$0.00	$15.00	-94.7%	
GF-PLANNIN -MAINT - OTHER	1000-08-0801-000000-644815	$11,515.00	$3,980.00	$11,515.00	0%	
GF-PLANNIN -MAINT-FLEET SVC	1000-08-0801-000000-644825	$155.00	$129.20	$0.00	-100%	
GF-INSPECT - MAINT - VEH PARTS	1000-08-0802-000000-644803	$5,176.00	$5,276.03	$5,385.00	4%	
GF-INSPECT - MAINT-VEH-OUTSIDE	1000-08-0802-000000-644805	$2,225.00	$3,183.47	$3,309.00	48.7%	
GF-INSPECT - MAINT - VEH-MISC	1000-08-0802-000000-644810	$1,947.00	$6,199.23	$108.00	-94.5%	
GF-INSPECT - MAINT - OTHER	1000-08-0802-000000-644815	$4,080.00	$0.00	$4,080.00	0%	
GF-INSPECT - MAINT-FLEET SVC	1000-08-0802-000000-644825	$17,033.00	$14,194.20	$0.00	-100%	
GF-CODE -MAINT - VEH PARTS	1000-08-0803-000000-644803	$0.00	$0.00	$575.00	N/A	
GF-CODE -MAINT - VEH - MISC	1000-08-0803-000000-644810	$0.00	$0.00	$110.00	N/A	
GF-CODE -MAINT - OTHER	1000-08-0803-000000-644815	$0.00	$0.00	$1,050.00	N/A	
GF-PLANNIN -INSUR - GEN LIAB	1000-08-0801-000000-655300	$1,908.00	$1,908.00	$1,352.00	-29.1%	
GF-PLANNIN - COMMUNICATIONS	1000-08-0801-000000-655600	$840.00	$1,290.40	$1,389.00	65.4%	
GF-PLANNIN -CELL PHONES	1000-08-0801-000000-655602	$1,323.00	$864.37	$1,980.00	49.7%	
GF-PLANNIN - ADVERTISING	1000-08-0801-000000-655700	$0.00	$149.95	$2,604.00	N/A	
GF-PLANNIN -ADVERT-LEGAL ADS	1000-08-0801-000000-655702	$12,160.00	$15,416.77	$15,500.00	27.5%	
GF-PLANNIN - TRAVEL&TRAIN	1000-08-0801-000000-655800	$7,867.00	$7,547.07	$7,867.00	0%	
GF-PLANNIN -DUES AND MEMB	1000-08-0801-000000-655850	$4,669.00	$2,867.76	$4,669.00	0%	
GF-PLANNIN -OTH PURCHSVC-EQUIP	1000-08-0801-000000-655901	$1,000.00	$0.00	$1,000.00	0%	
GF-INSPECT -INSUR - AUTO LIAB	1000-08-0802-000000-655200	$3,880.00	$3,880.00	$5,618.00	44.8%	
GF-INSPECT - INSUR - GEN LIAB	1000-08-0802-000000-655300	$4,685.00	$4,685.00	$2,018.00	-56.9%	
GF-INSPECT - COMMUNICATIONS	1000-08-0802-000000-655600	$1,487.00	$1,704.85	$1,487.00	0%	

Name	Account ID	FY2022 Amended Budget	FY2022 Actual	FY2023 Budgeted	FY2022 Amended Budget vs. FY2023 Budgeted (% Change)	Notes
GF-INSPECT - CELL PHONES	1000-08-0802-000000-655602	$14,518.00	$10,493.53	$11,376.00	-21.6%	
GF-INSPECT - ADVERTISING	1000-08-0802-000000-655700	$525.00	$575.00	$575.00	9.5%	
ADVERTISING - PROMOTIONS	1000-08-0802-000000-655701	$0.00	$0.00	$500.00	N/A	
GF-INSPECT - ADVERT-LEGAL ADS	1000-08-0802-000000-655702	$450.00	$0.00	$450.00	0%	
GF-INSPECT - TRAVEL&TRAIN	1000-08-0802-000000-655800	$26,100.00	$5,555.01	$26,100.00	0%	
GF-INSPECT - DUES AND MEMB	1000-08-0802-000000-655850	$5,611.00	$3,644.50	$7,921.00	41.2%	
GF-INSPECT -OTH PURCHSVC-EQUIP	1000-08-0802-000000-655901	$716.00	$235.08	$252.00	-64.8%	
GF-CODE -INSUR - AUTO LIAB	1000-08-0803-000000-655200	$0.00	$0.00	$9,634.00	N/A	
GF-CODE -INSUR - GEN LIAB	1000-08-0803-000000-655300	$0.00	$0.00	$1,543.00	N/A	
GF-CODE - COMMUNICATIONS	1000-08-0803-000000-655600	$0.00	$0.00	$1,083.00	N/A	
GF-CODE -COMM -CELL PHONES	1000-08-0803-000000-655602	$0.00	$0.00	$16,172.00	N/A	
GF-CODE -ADVERTISING	1000-08-0803-000000-655700	$0.00	$0.00	$1,000.00	N/A	
GF-CODE -ADVERT - LEGAL ADS	1000-08-0803-000000-655702	$0.00	$0.00	$3,900.00	N/A	
GF-CODE - TRAVEL&TRAIN	1000-08-0803-000000-655800	$0.00	$0.00	$19,876.00	N/A	
GF-CODE -DUES AND MEMB	1000-08-0803-000000-655850	$0.00	$0.00	$1,836.00	N/A	
GF-CODE -OTH PURCHSVC-EQUIP	1000-08-0803-000000-655901	$0.00	$0.00	$550.00	N/A	
GF-PLANNIN -SUPPL - OFFICE	1000-08-0801-000000-666101	$27,492.00	$12,546.34	$17,892.00	-34.9%	
GF-PLANNIN -SUPPL-MINOR TOOLS	1000-08-0801-000000-666102	$150.00	$43.45	$150.00	0%	
GF-PLANNIN -SUPPL - NON-EXPEND	1000-08-0801-000000-666103	$10,680.18	$14,209.48	$2,385.00	-77.7%	
GF-PLANNIN -SUPPL - SOFTWARE	1000-08-0801-000000-666104	$0.00	$355.00	$0.00	0%	
GF-PLANNIN -SUPPL-WEAR-APPARL	1000-08-0801-000000-666105	$100.00	$0.00	$1,500.00	1,400%	
GF-PLANNIN -SUPPL-CHEMIC&MEDIC	1000-08-0801-000000-666106	$50.00	$0.00	$50.00	0%	
GF-PLANNIN -SUPPL-JANITOR/MECH	1000-08-0801-000000-666107	$500.00	$177.39	$500.00	0%	
GF-PLANNIN -SUPPL - OTHER	1000-08-0801-000000-666110	$8,442.00	$5,363.94	$9,437.00	11.8%	

Name	Account ID	FY2022 Amended Budget	FY2022 Actual	FY2023 Budgeted	FY2022 Amended Budget vs. FY2023 Budgeted (% Change)	Notes
GF-PLANNIN - FUEL&LUBR -UNLEAD	1000-08-0801-000000-666301	$986.00	$0.00	$934.00	-5.3%	
GF-PLANNIN -FLT SVC ALLOC.	1000-08-0801-000000-666825	$210.00	$175.00	$210.00	0%	
GF-INSPECT - SUPPL - OFFICE	1000-08-0802-000000-666101	$8,944.00	$6,101.84	$8,944.00	0%	
GF-INSPECT - SUPPL- MINOR TOOLS	1000-08-0802-000000-666102	$523.00	$456.01	$1,950.00	272.8%	
GF-INSPECT - SUPPL - NON-EXPEND	1000-08-0802-000000-666103	$5,905.00	$3,026.70	$7,815.00	32.3%	
GF-INSPECT - SUPPL- WEAR-APPARL	1000-08-0802-000000-666105	$2,350.00	$1,390.00	$2,350.00	0%	
GF-INSPECT -SUPPL- CHEMIC&MEDIC	1000-08-0802-000000-666106	$100.00	$62.27	$325.00	225%	
GF-INSPECT -SUPPL- JANITOR/MECH	1000-08-0802-000000-666107	$535.00	$174.97	$535.00	0%	
GF-INSPECT - SUPPL - OTHER	1000-08-0802-000000-666110	$1,406.00	$742.73	$6,394.00	354.8%	
GF-INSPECT - FUEL&LUBR -UNLEAD	1000-08-0802-000000-666301	$12,043.00	$11,352.65	$24,779.00	105.8%	
GF-INSPECT - FUEL&LUBR - LUBRS	1000-08-0802-000000-666303	$52.00	$40.47	$62.00	19.2%	
GF-INSPECT - FLT SVC ALLOC.	1000-08-0802-000000-666825	$2,648.00	$2,206.70	$7,884.00	197.7%	
GF-CODE -SUPPL - OFFICE	1000-08-0803-000000-666101	$0.00	$0.00	$13,455.00	N/A	
GF-CODE -SUPPLIES - MINOR TOOLS	1000-08-0803-000000-666102	$0.00	$0.00	$500.00	N/A	
GF-CODE -SUPPL - NON-EXPEND	1000-08-0803-000000-666103	$0.00	$0.00	$900.00	N/A	
GF-CODE -SUPPL - SOFTWARE	1000-08-0803-000000-666104	$0.00	$0.00	$1,420.00	N/A	
GF-CODE -SUPPL- WEAR-APPARL	1000-08-0803-000000-666105	$0.00	$0.00	$3,150.00	N/A	
GF-CODE -SUPPL- CHEMIC&MEDIC	1000-08-0803-000000-666106	$0.00	$0.00	$2,000.00	N/A	
GF-CODE -SUPPL- JANITOR/MECH	1000-08-0803-000000-666107	$0.00	$0.00	$1,190.00	N/A	
GF-CODE -SUPPL - OTHER	1000-08-0803-000000-666110	$0.00	$0.00	$1,000.00	N/A	
GF-CODE -FUEL&LUBR - UNLEAD	1000-08-0803-000000-666301	$0.00	$0.00	$5,059.00	N/A	
GF-CODE -FLT SVC ALLOC.	1000-08-0803-000000-666825	$0.00	$0.00	$7,977.00	N/A	
GF-INSPECT -OTHR - BANK CHARGES	1000-08-0802-000000-678328	$37,500.00	$55,112.90	$60,000.00	60%	
GF-INSPECT -BILLINGS- FRM OTHER	1000-08-0802-000000-698402	$280.00	$233.30	$1,715.00	512.5%	

Name	Account ID	FY2022 Amended Budget	FY2022 Actual	FY2023 Budgeted	FY2022 Amended Budget vs. FY2023 Budgeted (% Change)	Notes
GF-INSPECT -MACH & EQUIP - VEH	1000-08-0802-000000-757404	$30,005.00	$47,469.25	$0.00	-100%	
MACHINERY & EQUIP - VEHICLES	1000-08-0803-000000-757404		$0.00	$26,917.00	N/A	
Total GENERAL FUND:		**$2,924,501.68**	**$2,453,862.51**	**$5,295,739.00**	**81.1%**	
Total General Fund:		**$2,924,501.68**	**$2,453,862.51**	**$5,295,739.00**	**81.1%**	

Expenditures by Expense Type

Budgeted Expenditures by Expense Type

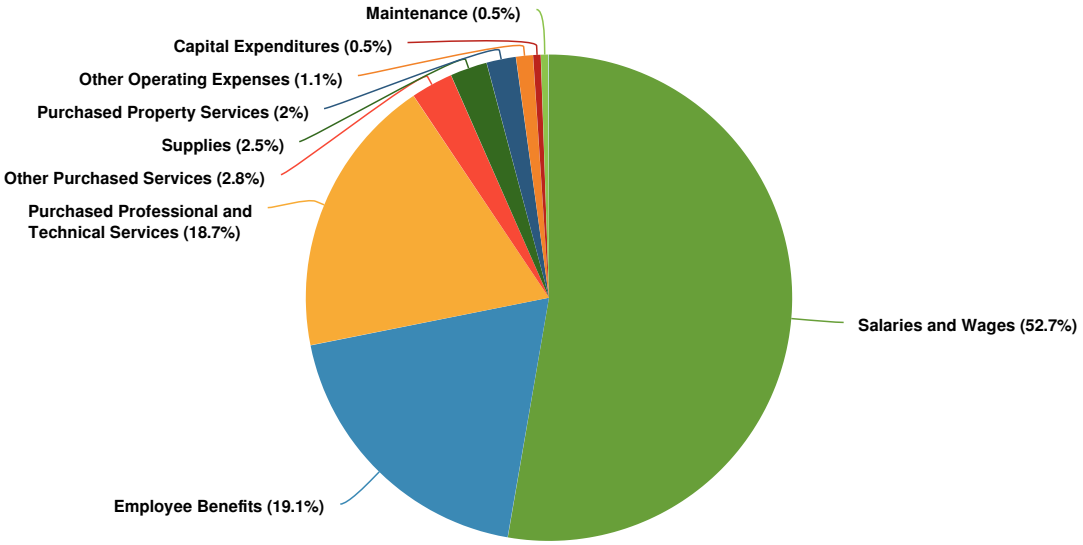

Budgeted and Historical Expenditures by Expense Type

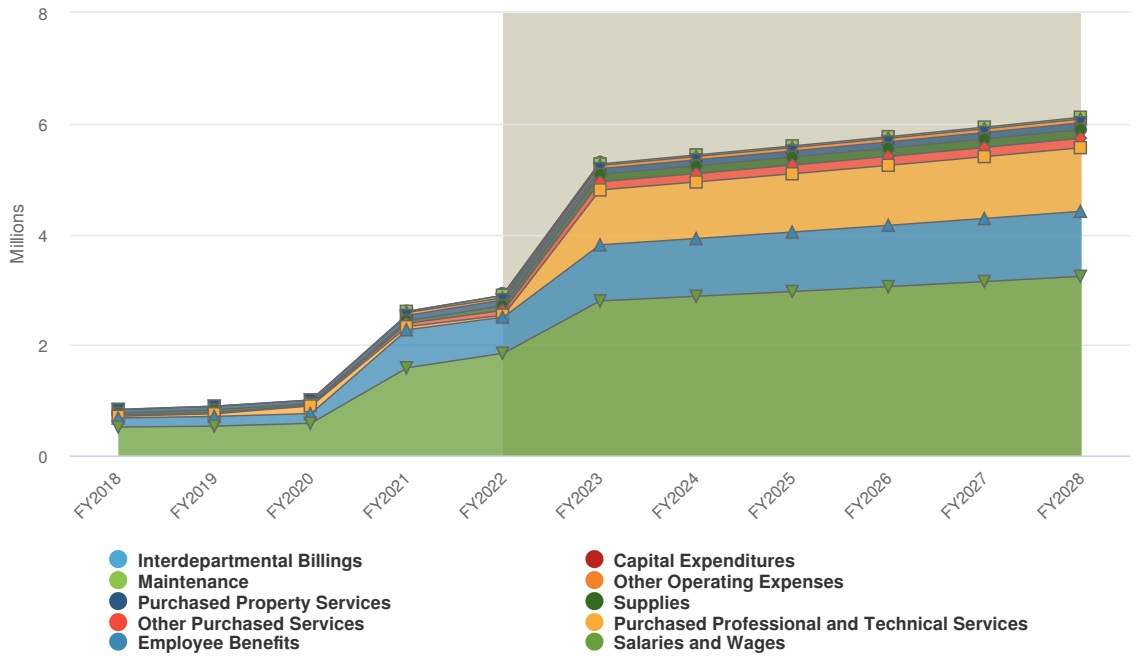

Grey background indicates budgeted figures.

Name	Account ID	FY2022 Amended Budget	FY2022 Actual	FY2023 Budgeted	FY2022 Amended Budget vs. FY2023 Budgeted (% Change)	Notes
Expense Objects						
Salaries and Wages						
REGULAR SALARIES	1000-08-0801-000000-601010	$767,569.00	$583,979.75	$842,484.00	9.8%	
OVERTIME	1000-08-0801-000000-601030	$1,500.00	$1,200.70	$746.00	-50.3%	
EMPLOYEE PAYOFF	1000-08-0801-000000-601070	$0.00	$35,351.34	$0.00	0%	
GF-INSPECT - REGULAR SALARIES	1000-08-0802-000000-601010	$1,069,563.00	$902,644.28	$1,147,203.00	7.3%	
GF-INSPECT - OVERTIME	1000-08-0802-000000-601030	$10,000.00	$13,161.40	$12,948.00	29.5%	
GF-INSPECT - EMPLOYEE PAYOFF	1000-08-0802-000000-601070	$0.00	$4,974.03	$0.00	0%	
GF-CODE -REGULAR SALARIES	1000-08-0803-000000-601010	$0.00	$0.00	$789,137.00	N/A	
Total Salaries and Wages:		**$1,848,632.00**	**$1,541,311.50**	**$2,792,518.00**	**51.1%**	
Employee Benefits						

Name	Account ID	FY2022 Amended Budget	FY2022 Actual	FY2023 Budgeted	FY2022 Amended Budget vs. FY2023 Budgeted (% Change)	Notes
GF-PLANNIN -GROUP HEALTH	1000-08-0801-000000-612101	$76,973.00	$59,511.87	$81,600.00	6%	
GF-PLANNIN -GROUP LIFE	1000-08-0801-000000-612102	$409.00	$342.07	$477.00	16.6%	
GF-PLANNIN -SOC SEC-MEDIC	1000-08-0801-000000-612200	$61,376.00	$44,066.44	$64,544.00	5.2%	
GF-PLANNIN -PENSION-	1000-08-0801-000000-612300	$115,361.00	$92,329.79	$126,558.00	9.7%	
GF-PLANNIN -WORK COMP	1000-08-0801-000000-612600	$1,572.00	$1,404.73	$1,947.00	23.9%	
GF-INSPECT - GROUP HEALTH	1000-08-0802-000000-612101	$146,047.00	$125,461.82	$152,000.00	4.1%	
GF-INSPECT - GROUP LIFE	1000-08-0802-000000-612102	$774.00	$700.54	$873.00	12.8%	
GF-INSPECT - SOC SEC-MEDIC	1000-08-0802-000000-612200	$82,586.00	$67,836.69	$88,898.00	7.6%	
GF-INSPECT - PENSION-	1000-08-0802-000000-612300	$161,935.00	$138,102.27	$174,309.00	7.6%	
GF-INSPECT - WORK COMP	1000-08-0802-000000-612600	$5,585.00	$5,023.19	$7,005.00	25.4%	
GF-CODE -GROUP HEALTH	1000-08-0803-000000-612101	$0.00	$0.00	$128,000.00	N/A	
GF-CODE -GROUP LIFE	1000-08-0803-000000-612102	$0.00	$0.00	$697.00	N/A	
GF-CODE -SOC SEC-MEDIC	1000-08-0803-000000-612200	$0.00	$0.00	$60,369.00	N/A	
GF-CODE -PENSION-	1000-08-0803-000000-612300	$0.00	$0.00	$118,371.00	N/A	
GF-CODE -WORK COMP	1000-08-0803-000000-612600	$0.00	$0.00	$7,684.00	N/A	
Total Employee Benefits:		**$652,618.00**	**$534,779.41**	**$1,013,332.00**	**55.3%**	
Purchased Professional and Technical Services						
GF-PLANNIN -SPEC SVC	1000-08-0801-000000-623100	$35,312.50	$32,596.75	$449,350.00	1,172.5%	
GF-PLANNIN -IT SERVICES	1000-08-0801-000000-623106	$0.00	$0.00	$257,077.00	N/A	
GF-INSPECT - SPEC SVC	1000-08-0802-000000-623100	$1,000.00	$2,414.35	$2,559.00	155.9%	
GF-INSPECT -IT SERVICES	1000-08-0802-000000-623106	$0.00	$0.00	$54,848.00	N/A	
GF-CODE -SPEC SVC	1000-08-0803-000000-623100	$0.00	$0.00	$145,270.00	N/A	
GF-CODE -SPSVC-CITY OWNED LOTS	1000-08-0803-000000-623100-A0731		$0.00	$73,890.00	N/A	

Name	Account ID	FY2022 Amended Budget	FY2022 Actual	FY2023 Budgeted	FY2022 Amended Budget vs. FY2023 Budgeted (% Change)	Notes
GF-CODE -SPEC SVC-PRIVATE LOTS	1000-08-0803-000000-623100-A0732		$0.00	$9,333.00	N/A	
Total Purchased Professional and Technical Services:		**$36,312.50**	**$35,011.10**	**$992,327.00**	**2,632.7%**	
Purchased Property Services						
GF-PLANNIN -RENT&EASEMENT	1000-08-0801-000000-634400	$58,284.00	$48,570.00	$62,655.00	7.5%	
GF-PLANNIN -FACILITY RENT	1000-08-0801-000000-634401	$7,500.00	$9,069.00	$7,528.00	0.4%	
GF-INSPECT -RENT&EASEMENT	1000-08-0802-000000-634400	$36,122.00	$30,101.69	$32,358.00	-10.4%	
GF-INSPECT - FACILITY RENT	1000-08-0802-000000-634401	$1,360.00	$0.00	$0.00	-100%	
GF-CODE -UTILITY SVCS-LANDFILL	1000-08-0803-000000-634104	$0.00	$0.00	$1,200.00	N/A	
Total Purchased Property Services:		**$103,266.00**	**$87,740.69**	**$103,741.00**	**0.5%**	
Maintenance						
GF-PLANNIN -MAINT - VEH PARTS	1000-08-0801-000000-644803	$2,317.00	$0.00	$0.00	-100%	
GF-PLANNIN -MAINT-VEH-OUTSIDE	1000-08-0801-000000-644805	$300.00	$0.00	$43.00	-85.7%	
GF-PLANNIN -MAINT - VEH - MISC	1000-08-0801-000000-644810	$285.00	$0.00	$15.00	-94.7%	
GF-PLANNIN -MAINT - OTHER	1000-08-0801-000000-644815	$11,515.00	$3,980.00	$11,515.00	0%	
GF-PLANNIN -MAINT-FLEET SVC	1000-08-0801-000000-644825	$155.00	$129.20	$0.00	-100%	
GF-INSPECT - MAINT - VEH PARTS	1000-08-0802-000000-644803	$5,176.00	$5,276.03	$5,385.00	4%	
GF-INSPECT - MAINT-VEH-OUTSIDE	1000-08-0802-000000-644805	$2,225.00	$3,183.47	$3,309.00	48.7%	
GF-INSPECT - MAINT - VEH-MISC	1000-08-0802-000000-644810	$1,947.00	$6,199.23	$108.00	-94.5%	
GF-INSPECT - MAINT - OTHER	1000-08-0802-000000-644815	$4,080.00	$0.00	$4,080.00	0%	
GF-INSPECT - MAINT-FLEET SVC	1000-08-0802-000000-644825	$17,033.00	$14,194.20	$0.00	-100%	
GF-CODE -MAINT - VEH PARTS	1000-08-0803-000000-644803	$0.00	$0.00	$575.00	N/A	
GF-CODE -MAINT - VEH - MISC	1000-08-0803-000000-644810	$0.00	$0.00	$110.00	N/A	
GF-CODE -MAINT -OTHER	1000-08-0803-000000-644815	$0.00	$0.00	$1,050.00	N/A	

Name	Account ID	FY2022 Amended Budget	FY2022 Actual	FY2023 Budgeted	FY2022 Amended Budget vs. FY2023 Budgeted (% Change)	Notes
Total Maintenance:		**$45,033.00**	**$32,962.13**	**$26,190.00**	**-41.8%**	
Other Purchased Services						
GF-PLANNIN -INSUR - GEN LIAB	1000-08-0801-000000-655300	$1,908.00	$1,908.00	$1,352.00	-29.1%	
GF-PLANNIN - COMMUNICATIONS	1000-08-0801-000000-655600	$840.00	$1,290.40	$1,389.00	65.4%	
GF-PLANNIN -CELL PHONES	1000-08-0801-000000-655602	$1,323.00	$864.37	$1,980.00	49.7%	
GF-PLANNIN -ADVERTISING	1000-08-0801-000000-655700	$0.00	$149.95	$2,604.00	N/A	
GF-PLANNIN -ADVERT-LEGAL ADS	1000-08-0801-000000-655702	$12,160.00	$15,416.77	$15,500.00	27.5%	
GF-PLANNIN -TRAVEL&TRAIN	1000-08-0801-000000-655800	$7,867.00	$7,547.07	$7,867.00	0%	
GF-PLANNIN -DUES AND MEMB	1000-08-0801-000000-655850	$4,669.00	$2,867.76	$4,669.00	0%	
GF-PLANNIN -OTH PURCHSVC-EQUIP	1000-08-0801-000000-655901	$1,000.00	$0.00	$1,000.00	0%	
GF-INSPECT -INSUR - AUTO LIAB	1000-08-0802-000000-655200	$3,880.00	$3,880.00	$5,618.00	44.8%	
GF-INSPECT - INSUR - GEN LIAB	1000-08-0802-000000-655300	$4,685.00	$4,685.00	$2,018.00	-56.9%	
GF-INSPECT - COMMUNICATIONS	1000-08-0802-000000-655600	$1,487.00	$1,704.85	$1,487.00	0%	
GF-INSPECT - CELL PHONES	1000-08-0802-000000-655602	$14,518.00	$10,493.53	$11,376.00	-21.6%	
GF-INSPECT - ADVERTISING	1000-08-0802-000000-655700	$525.00	$575.00	$575.00	9.5%	
ADVERTISING - PROMOTIONS	1000-08-0802-000000-655701	$0.00	$0.00	$500.00	N/A	
GF-INSPECT - ADVERT-LEGAL ADS	1000-08-0802-000000-655702	$450.00	$0.00	$450.00	0%	
GF-INSPECT - TRAVEL&TRAIN	1000-08-0802-000000-655800	$26,100.00	$5,555.01	$26,100.00	0%	
GF-INSPECT - DUES AND MEMB	1000-08-0802-000000-655850	$5,611.00	$3,644.50	$7,921.00	41.2%	
GF-INSPECT -OTH PURCHSVC-EQUIP	1000-08-0802-000000-655901	$716.00	$235.08	$252.00	-64.8%	
GF-CODE -INSUR - AUTO LIAB	1000-08-0803-000000-655200	$0.00	$0.00	$9,634.00	N/A	
GF-CODE -INSUR - GEN LIAB	1000-08-0803-000000-655300	$0.00	$0.00	$1,543.00	N/A	
GF-CODE -COMMUNICATIONS	1000-08-0803-000000-655600	$0.00	$0.00	$1,083.00	N/A	
GF-CODE -COMM -CELL PHONES	1000-08-0803-000000-655602	$0.00	$0.00	$16,172.00	N/A	

Name	Account ID	FY2022 Amended Budget	FY2022 Actual	FY2023 Budgeted	FY2022 Amended Budget vs. FY2023 Budgeted (% Change)	Notes
GF-CODE -ADVERTISING	1000-08-0803-000000-655700	$0.00	$0.00	$1,000.00	N/A	
GF-CODE -ADVERT -LEGAL ADS	1000-08-0803-000000-655702	$0.00	$0.00	$3,900.00	N/A	
GF-CODE -TRAVEL&TRAIN	1000-08-0803-000000-655800	$0.00	$0.00	$19,876.00	N/A	
GF-CODE -DUES AND MEMB	1000-08-0803-000000-655850	$0.00	$0.00	$1,836.00	N/A	
GF-CODE -OTH PURCHSVC-EQUIP	1000-08-0803-000000-655901	$0.00	$0.00	$550.00	N/A	
Total Other Purchased Services:		**$87,739.00**	**$60,817.29**	**$148,252.00**	**69%**	
Supplies						
GF-PLANNIN -SUPPL - OFFICE	1000-08-0801-000000-666101	$27,492.00	$12,546.34	$17,892.00	-34.9%	
GF-PLANNIN -SUPPL-MINOR TOOLS	1000-08-0801-000000-666102	$150.00	$43.45	$150.00	0%	
GF-PLANNIN -SUPPL - NON-EXPEND	1000-08-0801-000000-666103	$10,680.18	$14,209.48	$2,385.00	-77.7%	
GF-PLANNIN -SUPPL - SOFTWARE	1000-08-0801-000000-666104	$0.00	$355.00	$0.00	0%	
GF-PLANNIN -SUPPL-WEAR-APPARL	1000-08-0801-000000-666105	$100.00	$0.00	$1,500.00	1,400%	
GF-PLANNIN -SUPPL-CHEMIC&MEDIC	1000-08-0801-000000-666106	$50.00	$0.00	$50.00	0%	
GF-PLANNIN -SUPPL-JANITOR/MECH	1000-08-0801-000000-666107	$500.00	$177.39	$500.00	0%	
GF-PLANNIN -SUPPL - OTHER	1000-08-0801-000000-666110	$8,442.00	$5,363.94	$9,437.00	11.8%	
GF-PLANNIN -FUEL&LUBR - UNLEAD	1000-08-0801-000000-666301	$986.00	$0.00	$934.00	-5.3%	
GF-PLANNIN -FLT SVC ALLOC.	1000-08-0801-000000-666825	$210.00	$175.00	$210.00	0%	
GF-INSPECT - SUPPL - OFFICE	1000-08-0802-000000-666101	$8,944.00	$6,101.84	$8,944.00	0%	
GF-INSPECT - SUPPL-MINOR TOOLS	1000-08-0802-000000-666102	$523.00	$456.01	$1,950.00	272.8%	
GF-INSPECT - SUPPL -NON-EXPEND	1000-08-0802-000000-666103	$5,905.00	$3,026.70	$7,815.00	32.3%	
GF-INSPECT - SUPPL-WEAR-APPARL	1000-08-0802-000000-666105	$2,350.00	$1,390.00	$2,350.00	0%	
GF-INSPECT -SUPPL-CHEMIC&MEDIC	1000-08-0802-000000-666106	$100.00	$62.27	$325.00	225%	
GF-INSPECT -SUPPL-JANITOR/MECH	1000-08-0802-000000-666107	$535.00	$174.97	$535.00	0%	

Name	Account ID	FY2022 Amended Budget	FY2022 Actual	FY2023 Budgeted	FY2022 Amended Budget vs. FY2023 Budgeted (% Change)	Notes
GF-INSPECT - SUPPL - OTHER	1000-08-0802-000000-666110	$1,406.00	$742.73	$6,394.00	354.8%	
GF-INSPECT - FUEL&LUBR - UNLEAD	1000-08-0802-000000-666301	$12,043.00	$11,352.65	$24,779.00	105.8%	
GF-INSPECT - FUEL&LUBR - LUBRS	1000-08-0802-000000-666303	$52.00	$40.47	$62.00	19.2%	
GF-INSPECT - FLT SVC ALLOC.	1000-08-0802-000000-666825	$2,648.00	$2,206.70	$7,884.00	197.7%	
GF-CODE -SUPPL - OFFICE	1000-08-0803-000000-666101	$0.00	$0.00	$13,455.00	N/A	
GF-CODE -SUPPLIES -MINOR TOOLS	1000-08-0803-000000-666102	$0.00	$0.00	$500.00	N/A	
GF-CODE -SUPPL - NON-EXPEND	1000-08-0803-000000-666103	$0.00	$0.00	$900.00	N/A	
GF-CODE -SUPPL - SOFTWARE	1000-08-0803-000000-666104	$0.00	$0.00	$1,420.00	N/A	
GF-CODE -SUPPL-WEAR-APPARL	1000-08-0803-000000-666105	$0.00	$0.00	$3,150.00	N/A	
GF-CODE -SUPPL-CHEMIC&MEDIC	1000-08-0803-000000-666106	$0.00	$0.00	$2,000.00	N/A	
GF-CODE -SUPPL-JANITOR/MECH	1000-08-0803-000000-666107	$0.00	$0.00	$1,190.00	N/A	
GF-CODE -SUPPL - OTHER	1000-08-0803-000000-666110	$0.00	$0.00	$1,000.00	N/A	
GF-CODE -FUEL&LUBR - UNLEAD	1000-08-0803-000000-666301	$0.00	$0.00	$5,059.00	N/A	
GF-CODE -FLT SVC ALLOC.	1000-08-0803-000000-666825	$0.00	$0.00	$7,977.00	N/A	
Total Supplies:		**$83,116.18**	**$58,424.94**	**$130,747.00**	**57.3%**	
Other Operating Expenses						
GF-INSPECT -OTHR -BANK CHARGES	1000-08-0802-000000-678328	$37,500.00	$55,112.90	$60,000.00	60%	
Total Other Operating Expenses:		**$37,500.00**	**$55,112.90**	**$60,000.00**	**60%**	
Interdepartmental Billings						
GF-INSPECT -BILLINGS-FRM OTHER	1000-08-0802-000000-698402	$280.00	$233.30	$1,715.00	512.5%	
Total Interdepartmental Billings:		**$280.00**	**$233.30**	**$1,715.00**	**512.5%**	
Capital Expenditures						
GF-INSPECT -MACH & EQUIP - VEH	1000-08-0802-000000-757404	$30,005.00	$47,469.25	$0.00	-100%	

Name	Account ID	FY2022 Amended Budget	FY2022 Actual	FY2023 Budgeted	FY2022 Amended Budget vs. FY2023 Budgeted (% Change)	Notes
MACHINERY & EQUIP - VEHICLES	1000-08-0803-000000-757404		$0.00	$26,917.00	N/A	
Total Capital Expenditures:		**$30,005.00**	**$47,469.25**	**$26,917.00**	**-10.3%**	
Total Expense Objects:		**$2,924,501.68**	**$2,453,862.51**	**$5,295,739.00**	**81.1%**	

Human Resources

Mission
The Human Resource department recruits, hires, develops, and retains a high-performing and diverse workforce while also fostering a healthy, safe, respectful, and inclusive work environment for employees and the public.

Departmental Overview
The Human Resources Department provides support and guidance in employee relations, benefits and wellness, talent acquisition and compensation, learning and development, occupational health and safety, and risk management.

Divisions and FTEs
Human Resources Department: 17.95 FTEs
Employee Health Insurance Fund: 1 FTEs
Risk Management Fund: 8 FTEs

Programs of Services
The City of Waco Human Resources Department serves as a strategic business partner to all departments within the city. The department focuses on delivering quality customer service in all operations with integrity, responsiveness, and sensitivity to all employees and citizens. These efforts are intended to maximize individual and organizational potential and position the City of Waco as an employer of choice. Benefits and wellness initiatives are funded through the Health Insurance internal services fund and occupational health, safety, and risk management initiatives are funded through the Risk Insurance internal services fund.

FY22 Accomplishments
- Sustained operational and safety COVID-19 protocols to keep employees successfully serving the community, including workplace guidelines, redeployments and telework.
- Implemented NeoGov Applicant Tracking software and developed a new hiring process
- Conducted a city-wide Safety Program Assessment
- Coordinated with other City departments to implement a city-wide communication system that notifies all employees via phone, email, and text in the event of an emergency
- Increased minimum pay to $15 per hour to address external competitiveness and adjusted pay ranges to address internal compression
- Developed and implemented new process for internal performance discussions

FY 23 Objectives - Human Resources
- Continue to attract, develop, and support a diverse community of employees who are engaged in their work and motivated to perform at their full potential
- Analyze, enhance, and administer an innovative and diverse array of programs to support employee development
- Strive to use technology to optimize business processes and enhance the employment experience for applicants, employees and provide resources for managers
- Continue to evaluate compensation to ensure internal equity and market competitiveness

FY 23 Objectives – Employee Health Insurance Fund
- Provide benefits at an affordable price to both the City and our employees
- Continue to enhance and promote the City's wellness program

FY 23 Objectives - Risk Management Fund
- Monitor and control liability claims and costs through loss prevention, mitigation, subrogation, and contractual means.
- Continue to enhance occupational health and safety programs

Performance Measures

Strategic Goal: Build a High Performing City Government		
Department/Division	Performance Indicators	Proposed FY 2022-2023
Human Resources	Time to Fill Vacant Positions	90 days or less
Health Insurance	# Employees Completing Wellness Requirements	>1,000
Risk Management	Subrogation Recovery	

Department Diversity
By Race/Ethnicity and Gender

	American Indian/Alaskan Native	Hispanic or Latino	Asian	Black or African American	Native Hawaiian or Pacific Islander	White	Two or More Races		Male	Female
City of Waco Population*	0.4%	31.8%	2.2%	20.6%	0.1%	43.7%	6.4%		48.4%	51.6%
City Organization	1%	19%	1%	10%	0%	67%	2%		64%	36%
Human Resources	0%	11%	0%	5%	0%	79%	5%		11%	89%

*U.S.Census Bureau: https://www.census.gov/quickfacts/wacocitytexas

Expenditures Summary

The fiscal year 2023 budget includes increased claim and insuance premium costs in the employee health insurance and risk management funds respectively. Further, the budget includes the addition of an ADA Compliance Coordinator, a Compensation Analyst position, a Risk Coordinator, four Safety Specialists, and job description software.

$24,661,486 **$1,330,378**
(5.70% vs. prior year)

Human Resources Proposed and Historical Budget vs. Actual

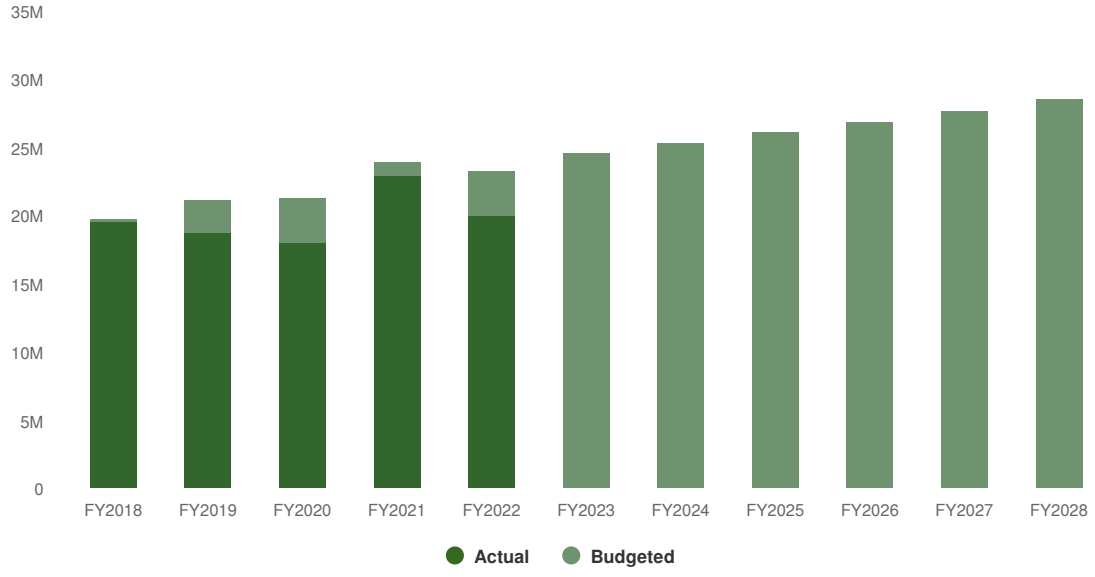

Expenditures by Fund

2023 Expenditures by Fund

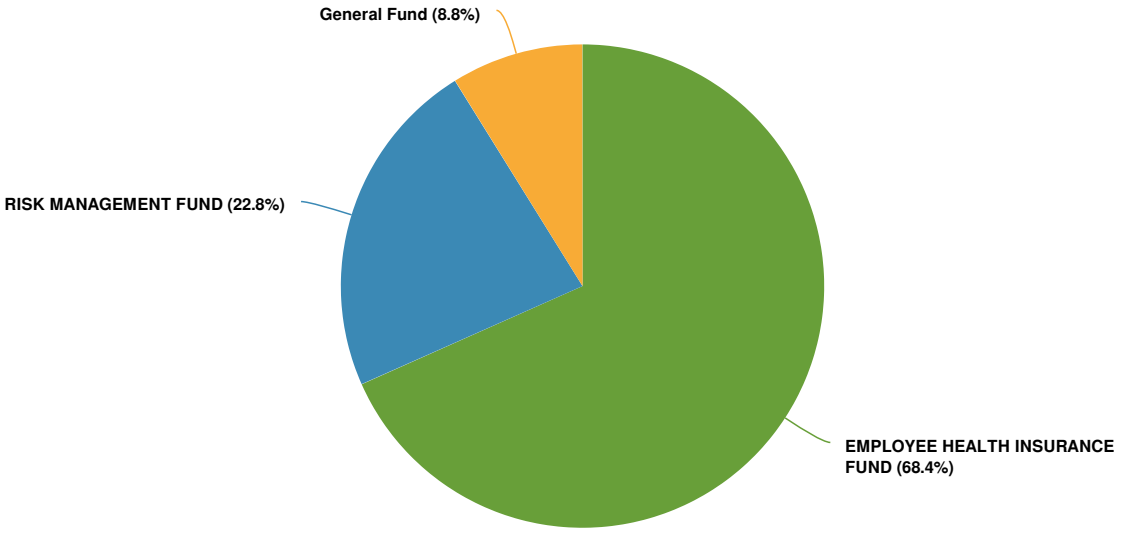

Budgeted and Historical 2023 Expenditures by Fund

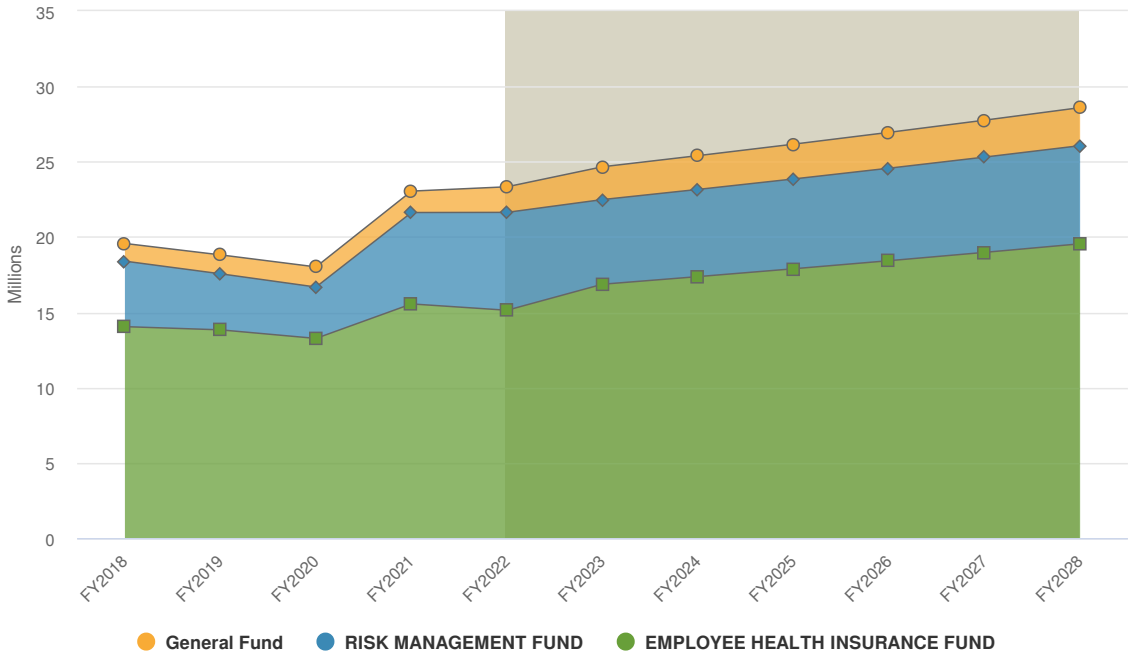

Grey background indicates budgeted figures.

Name	Account ID	FY2022 Amended Budget	FY2022 Actual	FY2023 Budgeted	FY2022 Amended Budget vs. FY2023 Budgeted (% Change)	Notes
General Fund						
GENERAL FUND						
REGULAR SALARIES	1000-09-0901-000000-601010	$1,050,888.00	$854,056.71	$1,279,579.00	21.8%	
PART TIME - REGULAR	1000-09-0901-000000-601020	$59,500.00	$45,604.43	$64,721.00	8.8%	
OVERTIME	1000-09-0901-000000-601030	$2,000.00	$16.26	$224.00	-88.8%	
EMPLOYEE PAYOFF	1000-09-0901-000000-601070	$0.00	$6,341.92	$0.00	0%	
GF-HUMRESR -GROUP HEALTH	1000-09-0901-000000-612101	$115,456.00	$94,129.96	$136,000.00	17.8%	
GF-HUMRESR -GROUP LIFE	1000-09-0901-000000-612102	$659.00	$544.01	$803.00	21.9%	
GF-HUMRESR -SOC SEC-MEDIC	1000-09-0901-000000-612200	$85,098.00	$65,026.24	$102,856.00	20.9%	
GF-HUMRESR -PENSION-	1000-09-0901-000000-612300	$157,455.00	$129,062.46	$191,971.00	21.9%	
GF-HUMRESR -TUITION REIMBURSE	1000-09-0901-000000-612400	$0.00	$0.00	$100,000.00	N/A	
GF-HUMRESR -WORK COMP	1000-09-0901-000000-612600	$3,133.00	$2,543.14	$3,644.00	16.3%	
GF-HUMRESR -SPEC SVC	1000-09-0901-000000-623100	$16,568.00	$5,991.61	$20,268.00	22.3%	
GF-HUMRESR -FACILITY RENT	1000-09-0901-000000-634401	$1,500.00	$0.00	$0.00	-100%	
GF-HUMRESR -MAINT - EQUIP	1000-09-0901-000000-644801	$853.00	$707.00	$853.00	0%	
MAINTENANCE - VEHICLE PARTS	1000-09-0901-000000-644803		$0.00	$270.00	N/A	
GF-HUMRESR -MAINT - OTHER	1000-09-0901-000000-644815	$10,200.00	$4,547.20	$1,770.00	-82.6%	
GF-HUMRESR -INSUR - PROPERTY	1000-09-0901-000000-655100	$1,782.00	$1,782.00	$2,302.00	29.2%	
INSURANCE - AUTO LIABILITY	1000-09-0901-000000-655200		$0.00	$500.00	N/A	
GF-HUMRESR -INSUR - GEN LIAB	1000-09-0901-000000-655300	$4,204.00	$4,204.00	$2,439.00	-42%	
GF-HUMRESR - COMMUNICATIONS	1000-09-0901-000000-655600	$1,392.00	$2,202.13	$1,392.00	0%	
GF-HUMRESR -CELL PHONES	1000-09-0901-000000-655602	$6,506.00	$4,819.75	$8,233.00	26.5%	
GF-HUMRESR - ADVERTISING	1000-09-0901-000000-655700	$49,400.00	$44,158.00	$82,081.00	66.2%	
GF-HUMRESR -ADVERT-PROMO	1000-09-0901-000000-655701	$5,000.00	$6,765.00	$6,000.00	20%	
GF-HUMRESR - TRAVEL&TRAIN	1000-09-0901-000000-655800	$21,600.00	$9,518.84	$22,100.00	2.3%	

Name	Account ID	FY2022 Amended Budget	FY2022 Actual	FY2023 Budgeted	FY2022 Amended Budget vs. FY2023 Budgeted (% Change)	Notes
GF-HUMRES - TRAVEL&TRAIN -CITY	1000-09-0901-000000-655801	$76,869.00	$15,374.06	$76,869.00	0%	
GF-HUMRESR -DUES AND MEMB	1000-09-0901-000000-655850	$4,206.00	$3,025.10	$4,206.00	0%	
GF-HUMRESR -OTH PURCHSVC-EQUIP	1000-09-0901-000000-655901	$7,500.00	$4,837.17	$7,500.00	0%	
GF-HUMRESR -SUPPL - OFFICE	1000-09-0901-000000-666101	$15,400.00	$11,612.93	$18,450.00	19.8%	
GF-HUMRESR -SUPPL- MINOR TOOLS	1000-09-0901-000000-666102	$500.00	$40.95	$500.00	0%	
GF-HUMRESR -SUPPL - NON-EXPEND	1000-09-0901-000000-666103	$0.00	$2,509.50	$0.00	0%	
GF-HUMRESR -SUPPL - SOFTWARE	1000-09-0901-000000-666104	$120.00	$0.00	$41,296.00	34,313.3%	
GF-HUMRESR -SUPPL- JANITOR/MECH	1000-09-0901-000000-666107	$800.00	$315.71	$800.00	0%	
GF-HUMRESR -SUPPL - OTHER	1000-09-0901-000000-666110	$1,000.00	$267.76	$1,000.00	0%	
FUEL & LUBRICANT - UNLEADED	1000-09-0901-000000-666301		$0.00	$250.00	N/A	
FUEL & LUBRICANT - LUBRICANTS	1000-09-0901-000000-666303		$0.00	$34.00	N/A	
FLEET SERVICES ALLOCATION	1000-09-0901-000000-666825		$0.00	$83.00	N/A	
Total GENERAL FUND:		**$1,699,589.00**	**$1,320,003.84**	**$2,178,994.00**	**28.2%**	
Total General Fund:		**$1,699,589.00**	**$1,320,003.84**	**$2,178,994.00**	**28.2%**	
RISK MANAGEMENT FUND						
REGULAR SALARIES	6001-80-8030-000000-601010	$122,969.00	$102,426.05	$190,518.00	54.9%	
OVERTIME	6001-80-8030-000000-601030	$0.00	$58.39	$90.00	N/A	
REGULAR SALARIES	6001-80-8032-000000-601010	$0.00	$0.00	$112,421.00	N/A	
INSRISKMGT -GROUP HEALTH	6001-80-8030-000000-612101	$15,394.00	$13,436.23	$23,792.00	54.6%	
INSRISKMGT -GROUP LIFE	6001-80-8030-000000-612102	$89.00	$76.37	$142.00	59.6%	
INSRISKMGT -SOC SEC-MEDIC	6001-80-8030-000000-612200	$9,407.00	$7,566.33	$14,583.00	55%	
INSRISKMGT -PENSION-	6001-80-8030-000000-612300	$18,445.00	$15,372.85	$28,592.00	55%	
INSRISKMGT -WORK COMP	6001-80-8030-000000-612600	$278.00	$232.16	$437.00	57.2%	
INSOCCHLTH -GROUP HEALTH	6001-80-8032-000000-612101	$0.00	$0.00	$8,000.00	N/A	
INSOCCHLTH -GROUP LIFE	6001-80-8032-000000-612102	$0.00	$0.00	$47.00	N/A	

Name	Account ID	FY2022 Amended Budget	FY2022 Actual	FY2023 Budgeted	FY2022 Amended Budget vs. FY2023 Budgeted (% Change)	Notes
INSOCCHLTH -SOC SEC-MEDIC	6001-80-8032-000000-612200	$0.00	$0.00	$8,600.00	N/A	
INSOCCHLTH -PENSION-	6001-80-8032-000000-612300	$0.00	$0.00	$16,863.00	N/A	
INSOCCHLTH -WORK COMP	6001-80-8032-000000-612600	$0.00	$0.00	$255.00	N/A	
INSRISKMGT -SPEC SVC	6001-80-8030-000000-623100	$350,470.00	$193,740.76	$304,925.00	-13%	
INSRISKMGT -IT SERVICES	6001-80-8030-000000-623106	$0.00	$0.00	$9,040.00	N/A	
INSOCCHLTH -SPEC SVC	6001-80-8032-000000-623100	$660,550.00	$166,070.02	$663,000.00	0.4%	
INSRISKMGT -MAINT-BUILDINGS	6001-80-8030-000000-644701	$102,500.00	$0.00	$0.00	-100%	
INSRISKMGT -MAINT - EQUIP	6001-80-8030-000000-644801	$200.00	$0.00	$200.00	0%	
INSRISKMGT -MAINT - VEH PARTS	6001-80-8030-000000-644803	$273.00	$63.91	$111.00	-59.3%	
INSRISKMGT -MAINT-VEH-OUTSIDE	6001-80-8030-000000-644805	$0.00	$47.50	$94.00	N/A	
INSRISK -MAINT - OTHER	6001-80-8030-000000-644815	$70,000.00	$37,649.70	$70,000.00	0%	
INSRISKMGT-MAINT-FLEET SVC	6001-80-8030-000000-644825	$28.00	$23.30	$0.00	-100%	
INSRISKMGT -INSUR REAL/PERS PR	6001-80-8030-000000-655101	$620,000.00	$509,394.20	$625,000.00	0.8%	
INSRISKMGT -INSUR-MOBILE EQUIP	6001-80-8030-000000-655103	$50,000.00	$49,523.10	$57,500.00	15%	
INSRISKMGT -INSUR - AUTO LIAB	6001-80-8030-000000-655200	$420,000.00	$423,025.56	$495,000.00	17.9%	
INSRISKMGT -INSUR - GEN LIAB	6001-80-8030-000000-655300	$55,000.00	$59,422.30	$8,481.00	-84.6%	
INSRISKMGT -GEN LIAB - AIRPORT	6001-80-8030-000000-655302	$13,500.00	$25,313.00	$15,000.00	11.1%	
INSRISKMGT -PUBL OFFICIAL LIAB	6001-80-8030-000000-655303	$100,000.00	$132,915.44	$152,000.00	52%	
INSRISKMGT -INSUR -LAW ENFLIAB	6001-80-8030-000000-655304	$115,000.00	$159,610.64	$181,000.00	57.4%	
INSRISKMGT -EMPLOYE CRIME LIAB	6001-80-8030-000000-655306	$8,000.00	$7,127.54	$8,000.00	0%	
INSRISKMGT - CYBER/DOCUM LIAB	6001-80-8030-000000-655307	$80,501.00	$110,268.84	$130,000.00	61.5%	
INSRISKMGT -INSUR - OTHER	6001-80-8030-000000-655500	$4,500.00	$2,049.00	$4,500.00	0%	
INSRISKMGT -LONG-TERM DISABILI	6001-80-8030-000000-655503	$155,000.00	$117,878.22	$170,500.00	10%	
INSRISKMGT - COMMUNICATIONS	6001-80-8030-000000-655600	$2,000.00	$461.57	$2,000.00	0%	

Name	Account ID	FY2022 Amended Budget	FY2022 Actual	FY2023 Budgeted	FY2022 Amended Budget vs. FY2023 Budgeted (% Change)	Notes
INSRISKMGT -CELL PHONES	6001-80-8030-000000-655602	$960.00	$723.68	$960.00	0%	
INSRISKMGT -TRAVEL&TRAIN	6001-80-8030-000000-655800	$2,000.00	$1,969.90	$4,500.00	125%	
INSRISKMGT -TRAVEL&TRAIN -CITY	6001-80-8030-000000-655801	$76,600.00	$0.00	$101,600.00	32.6%	
INSRISKMGT -DUES AND MEMB	6001-80-8030-000000-655850	$1,580.00	$75.00	$1,580.00	0%	
INSRISKMGT -OTH PURCHSVC-EQUIP	6001-80-8030-000000-655901	$1,680.00	$1,216.98	$1,680.00	0%	
INSOCCHLTH -COMMUNICATIONS	6001-80-8032-000000-655600	$0.00	$130.02	$0.00	0%	
INSOCCHLTH -ADVERTISING	6001-80-8032-000000-655700	$0.00	$120.00	$0.00	0%	
INSOCCHLTH -TRAVEL&TRAIN	6001-80-8032-000000-655800	$2,000.00	$750.70	$2,000.00	0%	
INSOCCHLTH -DUES AND MEMB	6001-80-8032-000000-655850	$900.00	$0.00	$900.00	0%	
INSRISKMGT -SUPPL -OFFICE	6001-80-8030-000000-666101	$2,700.00	$1,467.36	$2,900.00	7.4%	
INSRISKMGT -SUPPL-MINOR TOOLS	6001-80-8030-000000-666102	$1,500.00	$0.00	$500.00	-66.7%	
INSRISKMGT -SUPPL -NON-EXPEND	6001-80-8030-000000-666103	$2,100.00	$524.89	$0.00	-100%	
INSRISKMGT -SUPPL-WEAR-APPARL	6001-80-8030-000000-666105	$300.00	$0.00	$300.00	0%	
INSRISKMGT -SUPPL-CHEMIC&MEDIC	6001-80-8030-000000-666106	$1,000.00	$189.06	$1,000.00	0%	
INSRISKMGT -SUPPL-JANITOR/MECH	6001-80-8030-000000-666107	$100.00	$0.00	$100.00	0%	
INSRISKMGT -SUPPL -OTHER	6001-80-8030-000000-666110	$100.00	$0.00	$100.00	0%	
INSRISKMGT -FUEL&LUBR -UNLEAD	6001-80-8030-000000-666301	$237.00	$360.55	$435.00	83.5%	
INSRISKMGT -FUEL&LUBR - LUBRS	6001-80-8030-000000-666303	$34.00	$0.00	$0.00	-100%	
INSRISKMGT -FLT SVC ALLOC.	6001-80-8030-000000-666825	$83.00	$69.20	$204.00	145.8%	
INSOCCHLTH -SUPPL -OFFICE	6001-80-8032-000000-666101	$150.00	$49.84	$1,000.00	566.7%	
INSOCCHLTH -ENERGY -ELECTRIC	6001-80-8032-000000-666202	$200.00	$127.71	$155.00	-22.5%	
INSRISKMGT -CLAIMS-WORK COMP	6001-80-8030-000000-678104	$650,000.00	$596,143.19	$650,000.00	0%	
INSRISKMGT-INS LOSS NOT COVERD	6001-80-8030-000000-678105	$610,000.00	$0.00	$10,000.00	-98.4%	
INSRISKMGT -LOSS<DEDUCTIBLE	6001-80-8030-000000-678106	$15,000.00	$0.00	$15,000.00	0%	

Name	Account ID	FY2022 Amended Budget	FY2022 Actual	FY2023 Budgeted	FY2022 Amended Budget vs. FY2023 Budgeted (% Change)	Notes
INSRISKMGT -CLAIMS-LIAB-LEGAL	6001-80-8030-000000-678108	$250,000.00	$123,237.60	$250,000.00	0%	
INSRISKMGT - LIAB SETTLE PAYS	6001-80-8030-000000-678109	$400,000.00	$425,952.31	$400,000.00	0%	
INSRISKMGT -INSUR CLAIMS -AUTO	6001-80-8030-000000-678111	$190,000.00	$0.00	$190,000.00	0%	
INSRISKMGT - WORK COMP TPA	6001-80-8030-000000-678113	$92,300.00	$75,400.00	$182,780.00	98%	
INSRISKMGT - EXCESS WORK COMP	6001-80-8030-000000-678114	$155,250.00	$180,624.00	$175,000.00	12.7%	
INSRISKMGT -INS SUBROGTION EXP	6001-80-8030-000000-678115	$100,000.00	$0.00	$100,000.00	0%	
INSRISKMGT -OTH EXPS-INDIRECT	6001-80-8030-000000-678304	$142,102.00	$118,418.30	$130,350.00	-8.3%	
INSRISKMGT -OTH EXP-MISC	6001-80-8030-000000-678308	$100,000.00	$0.00	$100,000.00	0%	
TRANSFER TO - HEALTH SERVICES	6001-80-8030-000000-892001	$29,795.00	$24,829.20	$0.00	-100%	
GOLF -XFER TO - WATER	6001-80-8030-000000-895000	$145,042.00	$120,868.30	$0.00	-100%	
TRANSFER TO - WASTEWATER O&M	6001-80-8030-000000-895100	$72,943.00	$60,785.80	$0.00	-100%	
TRANSFER TO - WMARSS	6001-80-8030-000000-895160	$160,452.00	$133,710.00	$0.00	-100%	
TRANSFER TO- SOLID WASTE O&M	6001-80-8030-000000-895200	$96,930.00	$80,775.00	$0.00	-100%	
TRANSFER TO - AIRPORT FUND	6001-80-8030-000000-895300	$54,674.00	$45,561.70	$0.00	-100%	
TRANSFER TO- CONVENTION SERVICE	6001-80-8030-000000-895400	$42,298.00	$35,248.30	$0.00	-100%	
TRANSFER TO - RANGER HOF	6001-80-8030-000000-895500	$18,617.00	$15,514.20	$0.00	-100%	
TRANSFER TO - CAMERON PARK ZOO	6001-80-8030-000000-895700	$61,599.00	$51,332.50	$0.00	-100%	
TRANSFER TO - COTTONWD CR GOLF	6001-80-8030-000000-895800	$12,403.00	$10,335.80	$0.00	-100%	
TRANSFER TO - ENGINEERING	6001-80-8030-000000-896003	$15,422.00	$12,851.70	$0.00	-100%	
TRANSFER TO - FLEET SERVICES	6001-80-8030-000000-896004	$18,459.00	$15,382.50	$0.00	-100%	
Total RISK MANAGEMENT FUND:		**$6,501,614.00**	**$4,268,498.27**	**$5,623,735.00**	**-13.5%**	
EMPLOYEE HEALTH INSURANCE FUND						
REGULAR SALARIES	6002-83-8301-000000-601010	$71,890.00	$62,272.21	$76,854.00	6.9%	

Name	Account ID	FY2022 Amended Budget	FY2022 Actual	FY2023 Budgeted	FY2022 Amended Budget vs. FY2023 Budgeted (% Change)	Notes
HEALTH-INS -GROUP HEALTH	6002-83-8301-000000-612101	$7,697.00	$6,927.34	$8,000.00	3.9%	
HEALTH-INS -GROUP LIFE	6002-83-8301-000000-612102	$45.00	$40.61	$47.00	4.4%	
HEALTH-INS -SOC SEC-MEDIC	6002-83-8301-000000-612200	$5,500.00	$4,106.12	$5,879.00	6.9%	
HEALTH-INS -PENSION-	6002-83-8301-000000-612300	$10,783.00	$9,340.85	$11,528.00	6.9%	
HEALTH-INS -WORK COMP	6002-83-8301-000000-612600	$163.00	$140.98	$174.00	6.7%	
HEALTH-INS -SPEC SVC	6002-83-8301-000000-623100	$1,238,668.00	$695,251.75	$1,435,791.00	15.9%	
HEALTH-INS -FACILITY RENT	6002-83-8301-000000-634401	$4,000.00	$1,488.50	$0.00	-100%	
HEALTH-INS -MAINT -EQUIP	6002-83-8301-000000-644801	$12,900.00	$1,100.00	$14,000.00	8.5%	
HEALTH-INS -TRAVEL&TRAIN	6002-83-8301-000000-655800	$2,000.00	$940.94	$2,000.00	0%	
HEALTH-INS -DUES AND MEMB	6002-83-8301-000000-655850	$880.00	$724.00	$890.00	1.1%	
HEALTH-INS -SUPPL -OFFICE	6002-83-8301-000000-666101	$1,150.00	$2,680.00	$1,350.00	17.4%	
HEALTH-INS -SUPPL -OTHER	6002-83-8301-000000-666110	$18,150.00	$10,629.15	$3,150.00	-82.6%	
HEALTH-INS -INS CLAIMS-MEDICAL	6002-83-8301-000000-678102	$13,756,079.00	$13,651,959.48	$15,299,094.00	11.2%	
Total EMPLOYEE HEALTH INSURANCE FUND:		**$15,129,905.00**	**$14,447,601.93**	**$16,858,757.00**	**11.4%**	
Total:		**$23,331,108.00**	**$20,036,104.04**	**$24,661,486.00**	**5.7%**	

Expenditures by Expense Type

Budgeted Expenditures by Expense Type

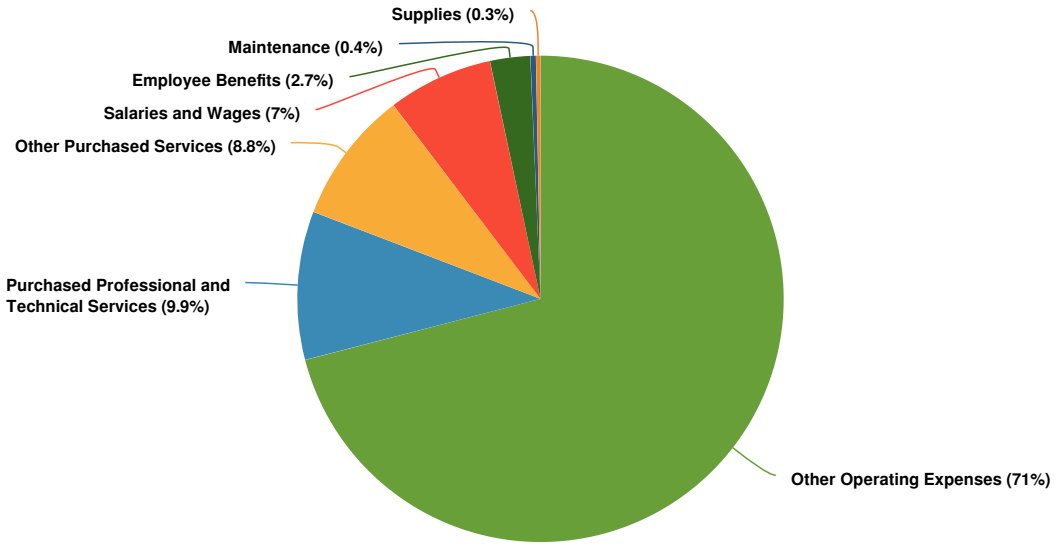

Budgeted and Historical Expenditures by Expense Type

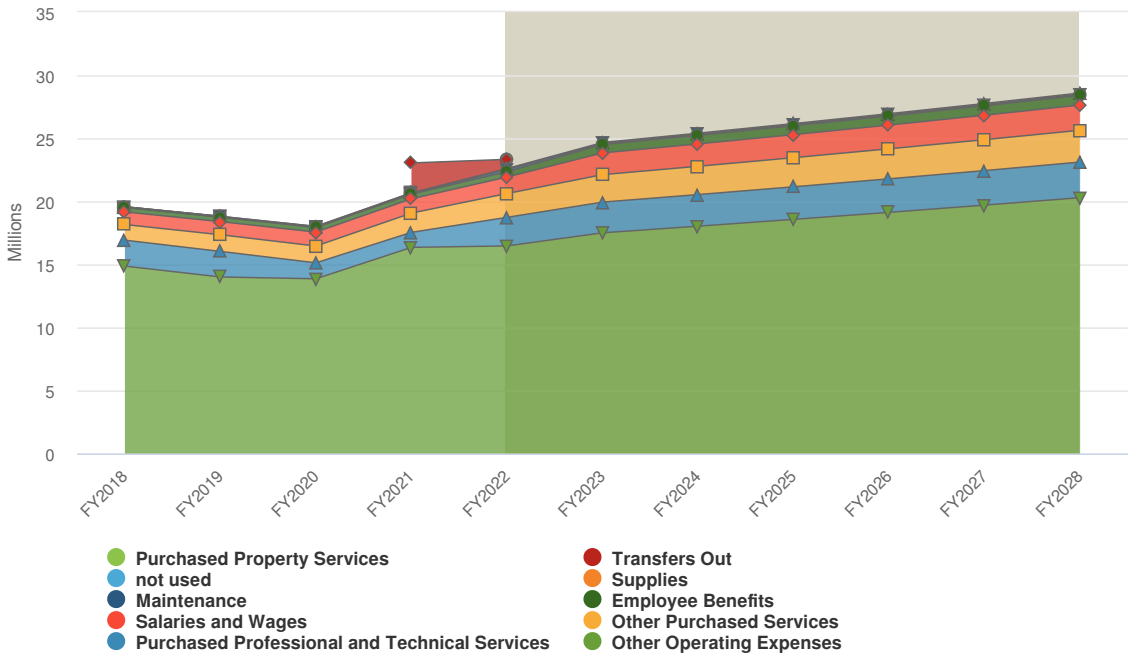

Grey background indicates budgeted figures.

Name	Account ID	FY2022 Amended Budget	FY2022 Actual	FY2023 Budgeted	FY2022 Amended Budget vs. FY2023 Budgeted (% Change)	Notes
Expense Objects						
Salaries and Wages						
REGULAR SALARIES	1000-09-0901-000000-601010	$1,050,888.00	$854,056.71	$1,279,579.00	21.8%	
PART TIME - REGULAR	1000-09-0901-000000-601020	$59,500.00	$45,604.43	$64,721.00	8.8%	
OVERTIME	1000-09-0901-000000-601030	$2,000.00	$16.26	$224.00	-88.8%	
EMPLOYEE PAYOFF	1000-09-0901-000000-601070	$0.00	$6,341.92	$0.00	0%	
REGULAR SALARIES	6001-80-8030-000000-601010	$122,969.00	$102,426.05	$190,518.00	54.9%	
OVERTIME	6001-80-8030-000000-601030	$0.00	$58.39	$90.00	N/A	
REGULAR SALARIES	6001-80-8032-000000-601010	$0.00	$0.00	$112,421.00	N/A	
REGULAR SALARIES	6002-83-8301-000000-601010	$71,890.00	$62,272.21	$76,854.00	6.9%	
Total Salaries and Wages:		**$1,307,247.00**	**$1,070,775.97**	**$1,724,407.00**	**31.9%**	
Employee Benefits						
GF-HUMRESR -GROUP HEALTH	1000-09-0901-000000-612101	$115,456.00	$94,129.96	$136,000.00	17.8%	
GF-HUMRESR -GROUP LIFE	1000-09-0901-000000-612102	$659.00	$544.01	$803.00	21.9%	
GF-HUMRESR -SOC SEC-MEDIC	1000-09-0901-000000-612200	$85,098.00	$65,026.24	$102,856.00	20.9%	
GF-HUMRESR -PENSION-	1000-09-0901-000000-612300	$157,455.00	$129,062.46	$191,971.00	21.9%	
GF-HUMRESR -TUITION REIMBURSE	1000-09-0901-000000-612400	$0.00	$0.00	$100,000.00	N/A	
GF-HUMRESR -WORK COMP	1000-09-0901-000000-612600	$3,133.00	$2,543.14	$3,644.00	16.3%	
INSRISKMGT -GROUP HEALTH	6001-80-8030-000000-612101	$15,394.00	$13,436.23	$23,792.00	54.6%	
INSRISKMGT -GROUP LIFE	6001-80-8030-000000-612102	$89.00	$76.37	$142.00	59.6%	
INSRISKMGT -SOC SEC-MEDIC	6001-80-8030-000000-612200	$9,407.00	$7,566.33	$14,583.00	55%	
INSRISKMGT -PENSION-	6001-80-8030-000000-612300	$18,445.00	$15,372.85	$28,592.00	55%	
INSRISKMGT -WORK COMP	6001-80-8030-000000-612600	$278.00	$232.16	$437.00	57.2%	
INSOCCHLTH -GROUP HEALTH	6001-80-8032-000000-612101	$0.00	$0.00	$8,000.00	N/A	
INSOCCHLTH -GROUP LIFE	6001-80-8032-000000-612102	$0.00	$0.00	$47.00	N/A	

Name	Account ID	FY2022 Amended Budget	FY2022 Actual	FY2023 Budgeted	FY2022 Amended Budget vs. FY2023 Budgeted (% Change)	Notes
INSOCCHLTH -SOC SEC-MEDIC	6001-80-8032-000000-612200	$0.00	$0.00	$8,600.00	N/A	
INSOCCHLTH -PENSION-	6001-80-8032-000000-612300	$0.00	$0.00	$16,863.00	N/A	
INSOCCHLTH -WORK COMP	6001-80-8032-000000-612600	$0.00	$0.00	$255.00	N/A	
HEALTH-INS -GROUP HEALTH	6002-83-8301-000000-612101	$7,697.00	$6,927.34	$8,000.00	3.9%	
HEALTH-INS -GROUP LIFE	6002-83-8301-000000-612102	$45.00	$40.61	$47.00	4.4%	
HEALTH-INS -SOC SEC-MEDIC	6002-83-8301-000000-612200	$5,500.00	$4,106.12	$5,879.00	6.9%	
HEALTH-INS -PENSION-	6002-83-8301-000000-612300	$10,783.00	$9,340.85	$11,528.00	6.9%	
HEALTH-INS -WORK COMP	6002-83-8301-000000-612600	$163.00	$140.98	$174.00	6.7%	
Total Employee Benefits:		**$429,602.00**	**$348,545.65**	**$662,213.00**	**54.1%**	
Purchased Professional and Technical Services						
GF-HUMRESR -SPEC SVC	1000-09-0901-000000-623100	$16,568.00	$5,991.61	$20,268.00	22.3%	
INSRISKMGT -SPEC SVC	6001-80-8030-000000-623100	$350,470.00	$193,740.76	$304,925.00	-13%	
INSRISKMGT -IT SERVICES	6001-80-8030-000000-623106	$0.00	$0.00	$9,040.00	N/A	
INSOCCHLTH -SPEC SVC	6001-80-8032-000000-623100	$660,550.00	$166,070.02	$663,000.00	0.4%	
HEALTH-INS -SPEC SVC	6002-83-8301-000000-623100	$1,238,668.00	$695,251.75	$1,435,791.00	15.9%	
Total Purchased Professional and Technical Services:		**$2,266,256.00**	**$1,061,054.14**	**$2,433,024.00**	**7.4%**	
Purchased Property Services						
GF-HUMRESR -FACILITY RENT	1000-09-0901-000000-634401	$1,500.00	$0.00	$0.00	-100%	
HEALTH-INS -FACILITY RENT	6002-83-8301-000000-634401	$4,000.00	$1,488.50	$0.00	-100%	
Total Purchased Property Services:		**$5,500.00**	**$1,488.50**	**$0.00**	**-100%**	
Maintenance						
GF-HUMRESR -MAINT - EQUIP	1000-09-0901-000000-644801	$853.00	$707.00	$853.00	0%	
MAINTENANCE - VEHICLE PARTS	1000-09-0901-000000-644803		$0.00	$270.00	N/A	

Name	Account ID	FY2022 Amended Budget	FY2022 Actual	FY2023 Budgeted	FY2022 Amended Budget vs. FY2023 Budgeted (% Change)	Notes
GF-HUMRESR -MAINT - OTHER	1000-09-0901-000000-644815	$10,200.00	$4,547.20	$1,770.00	-82.6%	
INSRISKMGT -MAINT-BUILDINGS	6001-80-8030-000000-644701	$102,500.00	$0.00	$0.00	-100%	
INSRISKMGT -MAINT - EQUIP	6001-80-8030-000000-644801	$200.00	$0.00	$200.00	0%	
INSRISKMGT -MAINT - VEH PARTS	6001-80-8030-000000-644803	$273.00	$63.91	$111.00	-59.3%	
INSRISKMGT -MAINT-VEH-OUTSIDE	6001-80-8030-000000-644805	$0.00	$47.50	$94.00	N/A	
INSRISK -MAINT - OTHER	6001-80-8030-000000-644815	$70,000.00	$37,649.70	$70,000.00	0%	
INSRISKMGT-MAINT-FLEET SVC	6001-80-8030-000000-644825	$28.00	$23.30	$0.00	-100%	
HEALTH-INS -MAINT - EQUIP	6002-83-8301-000000-644801	$12,900.00	$1,100.00	$14,000.00	8.5%	
Total Maintenance:		**$196,954.00**	**$44,138.61**	**$87,298.00**	**-55.7%**	
Other Purchased Services						
GF-HUMRESR -INSUR - PROPERTY	1000-09-0901-000000-655100	$1,782.00	$1,782.00	$2,302.00	29.2%	
INSURANCE - AUTO LIABILITY	1000-09-0901-000000-655200		$0.00	$500.00	N/A	
GF-HUMRESR -INSUR - GEN LIAB	1000-09-0901-000000-655300	$4,204.00	$4,204.00	$2,439.00	-42%	
GF-HUMRESR - COMMUNICATIONS	1000-09-0901-000000-655600	$1,392.00	$2,202.13	$1,392.00	0%	
GF-HUMRESR -CELL PHONES	1000-09-0901-000000-655602	$6,506.00	$4,819.75	$8,233.00	26.5%	
GF-HUMRESR - ADVERTISING	1000-09-0901-000000-655700	$49,400.00	$44,158.00	$82,081.00	66.2%	
GF-HUMRESR -ADVERT-PROMO	1000-09-0901-000000-655701	$5,000.00	$6,765.00	$6,000.00	20%	
GF-HUMRESR -TRAVEL&TRAIN	1000-09-0901-000000-655800	$21,600.00	$9,518.84	$22,100.00	2.3%	
GF-HUMRES -TRAVEL&TRAIN - CITY	1000-09-0901-000000-655801	$76,869.00	$15,374.06	$76,869.00	0%	
GF-HUMRESR -DUES AND MEMB	1000-09-0901-000000-655850	$4,206.00	$3,025.10	$4,206.00	0%	
GF-HUMRESR -OTH PURCHSVC-EQUIP	1000-09-0901-000000-655901	$7,500.00	$4,837.17	$7,500.00	0%	
INSRISKMGT -INSUR REAL/PERS PR	6001-80-8030-000000-655101	$620,000.00	$509,394.20	$625,000.00	0.8%	
INSRISKMGT -INSUR-MOBILE EQUIP	6001-80-8030-000000-655103	$50,000.00	$49,523.10	$57,500.00	15%	
INSRISKMGT -INSUR - AUTO LIAB	6001-80-8030-000000-655200	$420,000.00	$423,025.56	$495,000.00	17.9%	

Name	Account ID	FY2022 Amended Budget	FY2022 Actual	FY2023 Budgeted	FY2022 Amended Budget vs. FY2023 Budgeted (% Change)	Notes
INSRISKMGT -INSUR - GEN LIAB	6001-80-8030-000000-655300	$55,000.00	$59,422.30	$8,481.00	-84.6%	
INSRISKMGT -GEN LIAB - AIRPORT	6001-80-8030-000000-655302	$13,500.00	$25,313.00	$15,000.00	11.1%	
INSRISKMGT -PUBL OFFICIAL LIAB	6001-80-8030-000000-655303	$100,000.00	$132,915.44	$152,000.00	52%	
INSRISKMGT -INSUR -LAW ENFLIAB	6001-80-8030-000000-655304	$115,000.00	$159,610.64	$181,000.00	57.4%	
INSRISKMGT -EMPLOYE CRIME LIAB	6001-80-8030-000000-655306	$8,000.00	$7,127.54	$8,000.00	0%	
INSRISKMGT -CYBER/DOCUM LIAB	6001-80-8030-000000-655307	$80,501.00	$110,268.84	$130,000.00	61.5%	
INSRISKMGT -INSUR -OTHER	6001-80-8030-000000-655500	$4,500.00	$2,049.00	$4,500.00	0%	
INSRISKMGT -LONG-TERM DISABILI	6001-80-8030-000000-655503	$155,000.00	$117,878.22	$170,500.00	10%	
INSRISKMGT -COMMUNICATIONS	6001-80-8030-000000-655600	$2,000.00	$461.57	$2,000.00	0%	
INSRISKMGT -CELL PHONES	6001-80-8030-000000-655602	$960.00	$723.68	$960.00	0%	
INSRISKMGT -TRAVEL&TRAIN	6001-80-8030-000000-655800	$2,000.00	$1,969.90	$4,500.00	125%	
INSRISKMGT -TRAVEL&TRAIN - CITY	6001-80-8030-000000-655801	$76,600.00	$0.00	$101,600.00	32.6%	
INSRISKMGT -DUES AND MEMB	6001-80-8030-000000-655850	$1,580.00	$75.00	$1,580.00	0%	
INSRISKMGT -OTH PURCHSVC-EQUIP	6001-80-8030-000000-655901	$1,680.00	$1,216.98	$1,680.00	0%	
INSOCCHLTH -COMMUNICATIONS	6001-80-8032-000000-655600	$0.00	$130.02	$0.00	0%	
INSOCCHLTH -ADVERTISING	6001-80-8032-000000-655700	$0.00	$120.00	$0.00	0%	
INSOCCHLTH -TRAVEL&TRAIN	6001-80-8032-000000-655800	$2,000.00	$750.70	$2,000.00	0%	
INSOCCHLTH -DUES AND MEMB	6001-80-8032-000000-655850	$900.00	$0.00	$900.00	0%	
HEALTH-INS -TRAVEL&TRAIN	6002-83-8301-000000-655800	$2,000.00	$940.94	$2,000.00	0%	
HEALTH-INS -DUES AND MEMB	6002-83-8301-000000-655850	$880.00	$724.00	$890.00	1.1%	
Total Other Purchased Services:		**$1,890,560.00**	**$1,700,326.68**	**$2,178,713.00**	**15.2%**	
Supplies						
GF-HUMRESR -SUPPL - OFFICE	1000-09-0901-000000-666101	$15,400.00	$11,612.93	$18,450.00	19.8%	

Name	Account ID	FY2022 Amended Budget	FY2022 Actual	FY2023 Budgeted	FY2022 Amended Budget vs. FY2023 Budgeted (% Change)	Notes
GF-HUMRESR -SUPPL-MINOR TOOLS	1000-09-0901-000000-666102	$500.00	$40.95	$500.00	0%	
GF-HUMRESR -SUPPL - NON-EXPEND	1000-09-0901-000000-666103	$0.00	$2,509.50	$0.00	0%	
GF-HUMRESR -SUPPL - SOFTWARE	1000-09-0901-000000-666104	$120.00	$0.00	$41,296.00	34,313.3%	
GF-HUMRESR -SUPPL-JANITOR/MECH	1000-09-0901-000000-666107	$800.00	$315.71	$800.00	0%	
GF-HUMRESR -SUPPL - OTHER	1000-09-0901-000000-666110	$1,000.00	$267.76	$1,000.00	0%	
FUEL & LUBRICANT - UNLEADED	1000-09-0901-000000-666301		$0.00	$250.00	N/A	
FUEL & LUBRICANT - LUBRICANTS	1000-09-0901-000000-666303		$0.00	$34.00	N/A	
FLEET SERVICES ALLOCATION	1000-09-0901-000000-666825		$0.00	$83.00	N/A	
INSRISKMGT -SUPPL - OFFICE	6001-80-8030-000000-666101	$2,700.00	$1,467.36	$2,900.00	7.4%	
INSRISKMGT -SUPPL-MINOR TOOLS	6001-80-8030-000000-666102	$1,500.00	$0.00	$500.00	-66.7%	
INSRISKMGT -SUPPL - NON-EXPEND	6001-80-8030-000000-666103	$2,100.00	$524.89	$0.00	-100%	
INSRISKMGT -SUPPL-WEAR-APPARL	6001-80-8030-000000-666105	$300.00	$0.00	$300.00	0%	
INSRISKMGT -SUPPL-CHEMIC&MEDIC	6001-80-8030-000000-666106	$1,000.00	$189.06	$1,000.00	0%	
INSRISKMGT -SUPPL-JANITOR/MECH	6001-80-8030-000000-666107	$100.00	$0.00	$100.00	0%	
INSRISKMGT -SUPPL - OTHER	6001-80-8030-000000-666110	$100.00	$0.00	$100.00	0%	
INSRISKMGT -FUEL&LUBR - UNLEAD	6001-80-8030-000000-666301	$237.00	$360.55	$435.00	83.5%	
INSRISKMGT -FUEL&LUBR - LUBRS	6001-80-8030-000000-666303	$34.00	$0.00	$0.00	-100%	
INSRISKMGT -FLT SVC ALLOC.	6001-80-8030-000000-666825	$83.00	$69.20	$204.00	145.8%	
INSOCCHLTH -SUPPL - OFFICE	6001-80-8032-000000-666101	$150.00	$49.84	$1,000.00	566.7%	
INSOCCHLTH -ENERGY - ELECTRIC	6001-80-8032-000000-666202	$200.00	$127.71	$155.00	-22.5%	
HEALTH-INS -SUPPL - OFFICE	6002-83-8301-000000-666101	$1,150.00	$2,680.00	$1,350.00	17.4%	
HEALTH-INS -SUPPL - OTHER	6002-83-8301-000000-666110	$18,150.00	$10,629.15	$3,150.00	-82.6%	
Total Supplies:		**$45,624.00**	**$30,844.61**	**$73,607.00**	**61.3%**	
Other Operating Expenses						

Name	Account ID	FY2022 Amended Budget	FY2022 Actual	FY2023 Budgeted	FY2022 Amended Budget vs. FY2023 Budgeted (% Change)	Notes
INSRISKMGT -CLAIMS-WORK COMP	6001-80-8030-000000-678104	$650,000.00	$596,143.19	$650,000.00	0%	
INSRISKMGT-INS LOSS NOT COVERD	6001-80-8030-000000-678105	$610,000.00	$0.00	$10,000.00	-98.4%	
INSRISKMGT - LOSS<DEDUCTIBLE	6001-80-8030-000000-678106	$15,000.00	$0.00	$15,000.00	0%	
INSRISKMGT -CLAIMS-LIAB-LEGAL	6001-80-8030-000000-678108	$250,000.00	$123,237.60	$250,000.00	0%	
INSRISKMGT - LIAB SETTLE PAYS	6001-80-8030-000000-678109	$400,000.00	$425,952.31	$400,000.00	0%	
INSRISKMGT -INSUR CLAIMS - AUTO	6001-80-8030-000000-678111	$190,000.00	$0.00	$190,000.00	0%	
INSRISKMGT - WORK COMP TPA	6001-80-8030-000000-678113	$92,300.00	$75,400.00	$182,780.00	98%	
INSRISKMGT - EXCESS WORK COMP	6001-80-8030-000000-678114	$155,250.00	$180,624.00	$175,000.00	12.7%	
INSRISKMGT -INS SUBROGTION EXP	6001-80-8030-000000-678115	$100,000.00	$0.00	$100,000.00	0%	
INSRISKMGT -OTH EXPS-INDIRECT	6001-80-8030-000000-678304	$142,102.00	$118,418.30	$130,350.00	-8.3%	
INSRISKMGT -OTH EXP-MISC	6001-80-8030-000000-678308	$100,000.00	$0.00	$100,000.00	0%	
HEALTH-INS -INS CLAIMS-MEDICAL	6002-83-8301-000000-678102	$13,756,079.00	$13,651,959.48	$15,299,094.00	11.2%	
Total Other Operating Expenses:		**$16,460,731.00**	**$15,171,734.88**	**$17,502,224.00**	**6.3%**	
Transfers Out						
TRANSFER TO - HEALTH SERVICES	6001-80-8030-000000-892001	$29,795.00	$24,829.20	$0.00	-100%	
GOLF -XFER TO - WATER	6001-80-8030-000000-895000	$145,042.00	$120,868.30	$0.00	-100%	
TRANSFER TO -WASTEWATER O&M	6001-80-8030-000000-895100	$72,943.00	$60,785.80	$0.00	-100%	
TRANSFER TO - WMARSS	6001-80-8030-000000-895160	$160,452.00	$133,710.00	$0.00	-100%	
TRANSFER TO- SOLID WASTE O&M	6001-80-8030-000000-895200	$96,930.00	$80,775.00	$0.00	-100%	
TRANSFER TO - AIRPORT FUND	6001-80-8030-000000-895300	$54,674.00	$45,561.70	$0.00	-100%	
TRANSFER TO-CONVENTION SERVICE	6001-80-8030-000000-895400	$42,298.00	$35,248.30	$0.00	-100%	
TRANSFER TO - RANGER HOF	6001-80-8030-000000-895500	$18,617.00	$15,514.20	$0.00	-100%	
TRANSFER TO - CAMERON PARK ZOO	6001-80-8030-000000-895700	$61,599.00	$51,332.50	$0.00	-100%	

Name	Account ID	FY2022 Amended Budget	FY2022 Actual	FY2023 Budgeted	FY2022 Amended Budget vs. FY2023 Budgeted (% Change)	Notes
TRANSFER TO - COTTONWD CR GOLF	6001-80-8030-000000-895800	$12,403.00	$10,335.80	$0.00	-100%	
TRANSFER TO - ENGINEERING	6001-80-8030-000000-896003	$15,422.00	$12,851.70	$0.00	-100%	
TRANSFER TO - FLEET SERVICES	6001-80-8030-000000-896004	$18,459.00	$15,382.50	$0.00	-100%	
Total Transfers Out:		**$728,634.00**	**$607,195.00**	**$0.00**	**-100%**	
Total Expense Objects:		**$23,331,108.00**	**$20,036,104.04**	**$24,661,486.00**	**5.7%**	

Communications and Marketing

Mission
To provide an accurate, effective transfer of information to the residents of Waco, City Council, City staff and the media that educates, informs, entertains and involves people in their local government and promotes Waco's positive image.

Departmental Overview
The Communications & Marketing Department facilitates effective internal and external communications through: the Waco City Cable Channel (WCCC.TV), the City website and intranet, City social media platforms, press releases, media advisories, and various printed materials and publications. The Communications & Marketing Department maintains a positive working relationship with local media representatives.

Divisions and FTEs
Video Production/Broadcast, Communications/Media Relations & Marketing/Graphics: 13.0000 FTEs

Programs of Services
The Video Production/Broadcast Division produces award-winning programming. We facilitate broadcast functions for Waco City Council, Baylor, MCC and TSTC, for College Channel 18.

The Communications/Media Relations Division provides complete design, hosting and maintenance for more than 30 internal city websites representing 27 departments and several city-related non-profits. We maintain social media communications, including Twitter, Facebook, Instagram, and YouTube. We continue to work closely with all news media outlets by issuing regular press releases, facilitating interviews and hosting press conferences and/or special events.

The Marketing/Graphics division provides print/copy services and graphic design to all City departments. We produce, design and lay out two major publications (all in-house), including the City Limits monthly resident newsletter, and the City's Annual Report.

FY22 Accomplishments
- Launched successful marketing campaigns to keep residents informed
- Bag your trash, water conservation, dog adoptions, street closures/updates, fire recruitment and violent crime strategic response.
- Launch of new Website/CMS upgrade
- Emergency communications during the Winter Storm event
- Implementation of Employee eNewsletter including a manager minute
- Successful solar eclipse press conference
- Grand opening of Fire Station #6: Open House and Ribbon Cutting
- Economic Development Video and Campaign
- Continued maintenance of all city websites while beginning the design and development of a new City of Waco website to be launched in 2022.
- Produced community-partnered talk shows and promotions in-house.
- Created printed monthly and digital bi-weekly newsletters for residents while increasing subscribers
- Maintained and increased audiences on all official City of Waco social media accounts.

FY23 Objectives
- Continued development of external website and internal intranet site
- Implementation of #WeAreWaco campaign
- Development of a language access/equity plan to ensure we are reaching all audiences
- Improved access/viewership for council meetings with Bosque Theater upgrades
- Continued implementation of Strategic Communications Audit recommendations
- Increased engagement in social media platforms
- Re-branding of WCCC.TV
- Establishment of brand standards and guidelines for citywide communications
- Continued marketing focus on the MyWaco app

Performance Measures

Strategic Goal: Build a High Performing Government	
Performance Indicators	Proposed FY 2022-2023

City of Waco website analytics	Review website analytics as we go live with the new website (per page viewership, per department, feedback on layout)
Newsletter subscribers and social media analytics	Increase in the number of subscribers and followers in social media

Department Diversity
By Race/Ethnicity and Gender

	American Indian/Alaskan Native	Hispanic or Latino	Asian	Black or African American	Native Hawaiian or Pacific Islander	White	Two or More Races	Male	Female
City of Waco Population*	0.4%	31.8%	2.2%	20.6%	0.1%	43.7%	6.4%	48.4%	51.6%
City Organization	1%	19%	1%	10%	0%	67%	2%	64%	36%
Communications & Marketing	0%	27%	0%	0%	0%	73%	0%	45%	55%

*U.S.Census Bureau: https://www.census.gov/quickfacts/wacocitytexas

Expenditures Summary

The FY23 base budget includes an increase in funds, to purchase equipment to add to workplace efficiencies, and support the department due to an increase in staffing levels. Overall, the department will experience a decrease due to reduction in funds within the PEG division.

$1,588,552 **-$89,989**
(-5.36% vs. prior year)

Communications and Marketing Proposed and Historical Budget vs. Actual

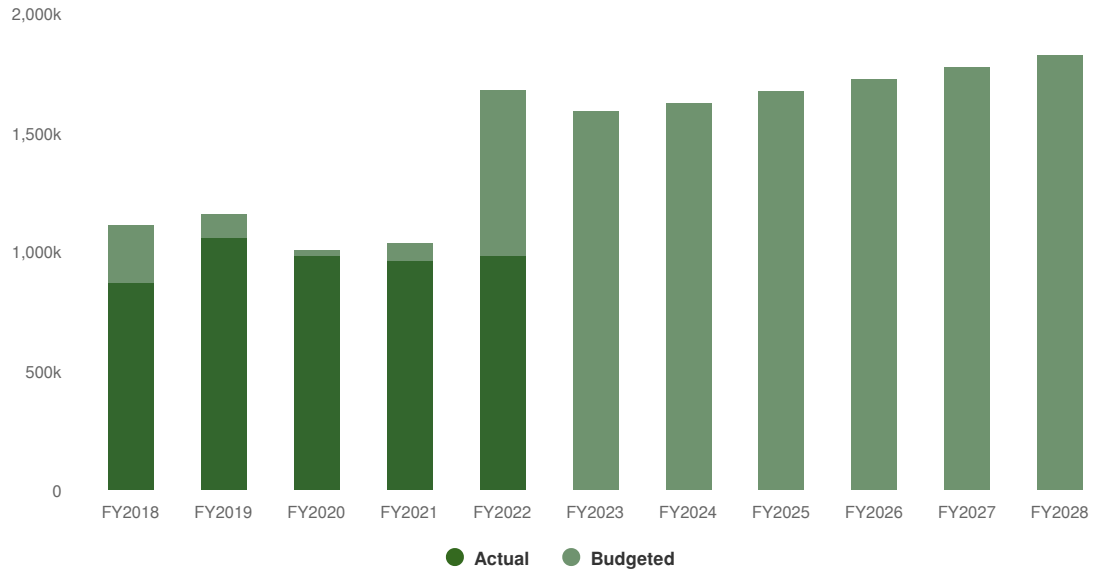

Expenditures by Fund

2023 Expenditures by Fund

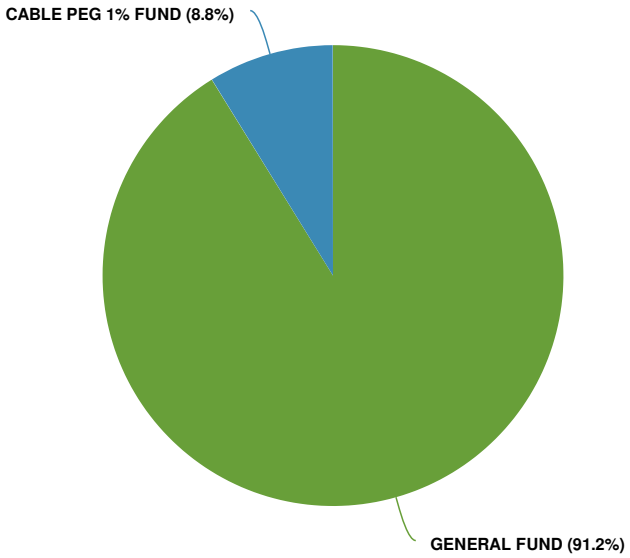

Budgeted and Historical 2023 Expenditures by Fund

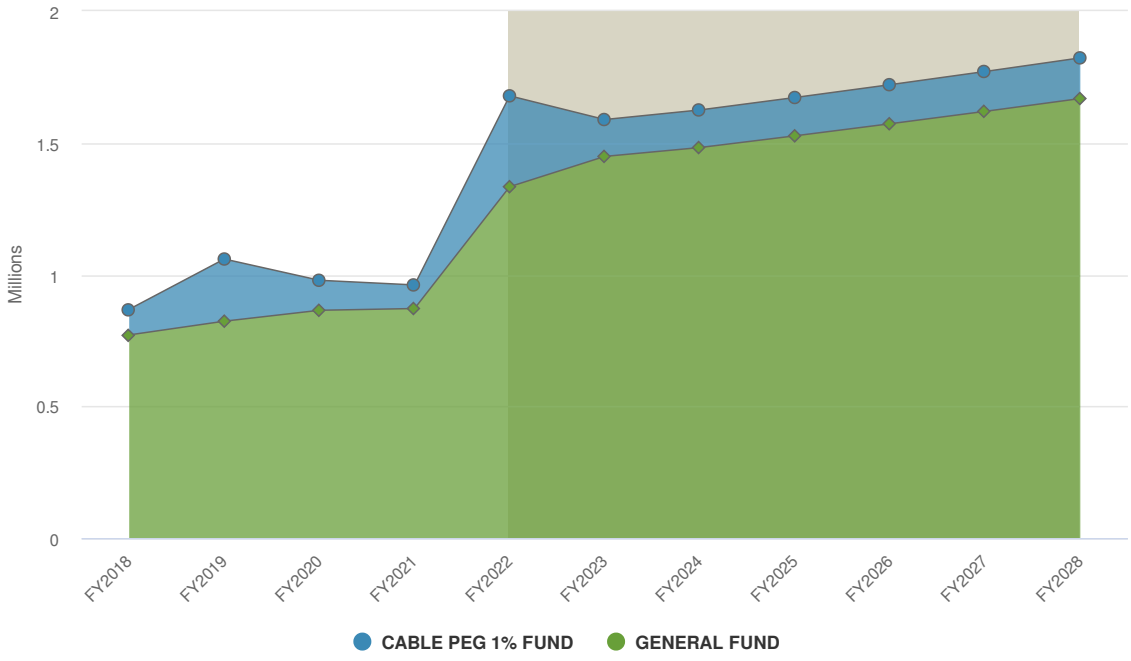

Grey background indicates budgeted figures.

Name	Account ID	FY2022 Amended Budget	FY2022 Actual	FY2023 Budgeted	FY2022 Amended Budget vs. FY2023 Budgeted (% Change)	Notes
GENERAL FUND						
REGULAR SALARIES	1000-10-1002-000000-601010	$569,416.00	$277,544.91	$449,469.00	-21.1%	
OVERTIME	1000-10-1002-000000-601030	$0.00	$481.44	$3,048.00	N/A	
EMPLOYEE PAYOFF	1000-10-1002-000000-601070	$0.00	$1,899.47	$0.00	0%	
REGULAR SALARIES	1000-10-1003-000000-601010	$178,931.00	$140,061.49	$314,252.00	75.6%	
OVERTIME	1000-10-1003-000000-601030	$200.00	$0.00	$0.00	-100%	
EMPLOYEE PAYOFF	1000-10-1003-000000-601070	$0.00	$29,293.96	$0.00	0%	
REGULAR SALARIES	1000-10-1004-000000-601010	$162,251.00	$127,362.39	$169,311.00	4.4%	
OVERTIME	1000-10-1004-000000-601030	$200.00	$1,059.02	$2,774.00	1,287%	
EMPLOYEE PAYOFF	1000-10-1004-000000-601070	$0.00	$2,104.97	$0.00	0%	
GF-MUNINFO -GROUP HEALTH	1000-10-1002-000000-612101	$30,788.00	$25,913.38	$40,000.00	29.9%	
GF-MUNINFO -GROUP LIFE	1000-10-1002-000000-612102	$173.00	$144.56	$231.00	33.5%	
GF-MUNINFO -SOC SEC-MEDIC	1000-10-1002-000000-612200	$24,435.00	$21,270.28	$34,617.00	41.7%	
GF-MUNINFO -PENSION-	1000-10-1002-000000-612300	$47,913.00	$41,988.97	$67,877.00	41.7%	
GF-MUNINFO -WORK COMP	1000-10-1002-000000-612600	$723.00	$645.88	$1,178.00	62.9%	
GF-MUNGOVT -GROUP HEALTH	1000-10-1003-000000-612101	$23,091.00	$17,382.49	$40,000.00	73.2%	
GF-MUNGOVT -GROUP LIFE	1000-10-1003-000000-612102	$134.00	$101.82	$237.00	76.9%	
GF-MUNGOVT -SOC SEC-MEDIC	1000-10-1003-000000-612200	$13,704.00	$12,605.64	$24,040.00	75.4%	
GF-MUNGOVT -PENSION-	1000-10-1003-000000-612300	$26,869.00	$25,403.34	$47,138.00	75.4%	
GF-MUNGOVT -WORK COMP	1000-10-1003-000000-612600	$973.00	$849.51	$1,312.00	34.8%	
GF-MUNGRPH -GROUP HEALTH	1000-10-1004-000000-612101	$23,091.00	$18,857.76	$24,000.00	3.9%	
GF-MUNGRPH -GROUP LIFE	1000-10-1004-000000-612102	$121.00	$96.01	$130.00	7.4%	
GF-MUNGRPH -SOC SEC-MEDIC	1000-10-1004-000000-612200	$12,427.00	$9,567.98	$13,164.00	5.9%	
GF-MUNGRPH -PENSION-	1000-10-1004-000000-612300	$24,368.00	$19,578.97	$25,813.00	5.9%	
GF-MUNGRPH -WORK COMP	1000-10-1004-000000-612600	$424.00	$339.72	$582.00	37.3%	

Name	Account ID	FY2022 Amended Budget	FY2022 Actual	FY2023 Budgeted	FY2022 Amended Budget vs. FY2023 Budgeted (% Change)	Notes
GF-MUNINFO -SPEC SVC	1000-10-1002-000000-623100	$94,989.66	$19,144.97	$61,670.00	-35.1%	
GF-MUNGOVT -SPEC SVC	1000-10-1003-000000-623100	$13,370.00	$15,593.99	$13,370.00	0%	
GF-MUNINFO-SPECIAL SERVICES	1000-10-1004-000000-623100	$0.00	$7.56	$0.00	0%	
GF-MUNINFO -MAINT -OTHER	1000-10-1002-000000-644815	$9,020.00	$18,753.98	$9,820.00	8.9%	
GF-MUNGOVT -MAINT -VEH PARTS	1000-10-1003-000000-644803	$3,680.00	$6.22	$41.00	-98.9%	
GF-MUNGOVT -MAINT-VEH-OUTSIDE	1000-10-1003-000000-644805	$0.00	$15.00	$16.00	N/A	
GF-MUNGOVT -MAINT -VEH - MISC	1000-10-1003-000000-644810	$0.00	$0.00	$5.00	N/A	
GF-MUNGOVT -MAINT -OTHER	1000-10-1003-000000-644815	$0.00	$11,701.03	$0.00	0%	
GF-MUNGOVT -MAINT-FLEET SVC	1000-10-1003-000000-644825	$52.00	$43.30	$0.00	-100%	
GF-MUNGRPH -MAINT -EQUIP	1000-10-1004-000000-644801	$150.00	$0.00	$150.00	0%	
GF-MUNGRPH -MAINT -VEH PARTS	1000-10-1004-000000-644803	$2,644.00	$932.63	$1,003.00	-62.1%	
GF-MUNGRPH -MAINT-VEH-OUTSIDE	1000-10-1004-000000-644805	$1,200.00	$87.50	$86.00	-92.8%	
GF-MUNGRPH -MAINT -VEH - MISC	1000-10-1004-000000-644810	$100.00	$0.00	$10,330.00	10,230%	
MAINTENANCE - OTHER	1000-10-1004-000000-644815	$1,664.00	$23.00	$1,664.00	0%	
GF-MUNGRPH -MAINT-FLEET SVC	1000-10-1004-000000-644825	$2,529.00	$2,107.50	$0.00	-100%	
GF-MUNINFO -INSUR -PROPERTY	1000-10-1002-000000-655100	$693.00	$693.00	$895.00	29.1%	
GF-MUNINFO -INSUR -GEN LIAB	1000-10-1002-000000-655300	$1,682.00	$1,682.00	$957.00	-43.1%	
GF-MUNINFO -COMMUNICATIONS	1000-10-1002-000000-655600	$732.00	$958.89	$732.00	0%	
GF-MUNINFO -CELL PHONES	1000-10-1002-000000-655602	$2,304.00	$3,544.29	$2,304.00	0%	
GF-MUNINFO -ADVERTISING	1000-10-1002-000000-655700	$0.00	$6,062.34	$0.00	0%	
GF-MUNINFO -TRAVEL&TRAIN	1000-10-1002-000000-655800	$3,000.00	$5,811.32	$9,000.00	200%	
GF-MUNINFO -DUES AND MEMB	1000-10-1002-000000-655850	$470.00	$4,007.30	$590.00	25.5%	
GF-MUNINFO -OTH PURCHSVC-EQUIP	1000-10-1002-000000-655901	$0.00	$76.27	$0.00	0%	
GF-MUNGOVT -INSUR -AUTO LIAB	1000-10-1003-000000-655200	$998.00	$998.00	$1,445.00	44.8%	

Name	Account ID	FY2022 Amended Budget	FY2022 Actual	FY2023 Budgeted	FY2022 Amended Budget vs. FY2023 Budgeted (% Change)	Notes
GF-MUNGOVT -INSUR - GEN LIAB	1000-10-1003-000000-655300	$1,358.00	$1,358.00	$334.00	-75.4%	
GF-MUNGOVT - TRAVEL&TRAIN	1000-10-1003-000000-655800	$0.00	$0.00	$200.00	N/A	
GF-MUNGRPH -INSUR - PROPERTY	1000-10-1004-000000-655100	$297.00	$297.00	$384.00	29.3%	
GF-MUNGRPH -INSUR - AUTO LIAB	1000-10-1004-000000-655200	$499.00	$499.00	$723.00	44.9%	
GF-MUNGRPH -INSUR - GEN LIAB	1000-10-1004-000000-655300	$421.00	$421.00	$346.00	-17.8%	
GF-MUNGRPH - COMMUNICATIONS	1000-10-1004-000000-655600	$250.00	$461.57	$250.00	0%	
GF-MUNGRPH - TRAVEL&TRAIN	1000-10-1004-000000-655800	$0.00	$0.00	$1,500.00	N/A	
GF-MUNGRPH -OTH PURCHSVC-EQUIP	1000-10-1004-000000-655901	$9,072.00	-$2,650.00	$9,072.00	0%	
GF-MUNINFO -SUPPL - OFFICE	1000-10-1002-000000-666101	$6,495.00	$5,688.40	$6,775.00	4.3%	
GF-MUNINFO -SUPPL- MINOR TOOLS	1000-10-1002-000000-666102	$200.00	$267.09	$500.00	150%	
GF-MUNINFO -SUPPL - NON-EXPEND	1000-10-1002-000000-666103	$0.00	$19,000.51	$0.00	0%	
GF-MUNINFO -SUPPL - SOFTWARE	1000-10-1002-000000-666104	$0.00	$119.50	$0.00	0%	
GF-MUNINFO -SUPPL- WEAR-APPARL	1000-10-1002-000000-666105	$500.00	$166.50	$1,500.00	200%	
GF-MUNINFO -SUPPL- JANITOR/MECH	1000-10-1002-000000-666107	$0.00	$116.61	$0.00	0%	
GF-MUNINFO -SUPPL - OTHER	1000-10-1002-000000-666110	$0.00	$3,121.55	$0.00	0%	
GF-MUNGOVT -SUPPL - OFFICE	1000-10-1003-000000-666101	$1,500.00	$47.58	$2,000.00	33.3%	
GF-MUNGOVT -SUPPL- MINOR TOOLS	1000-10-1003-000000-666102	$0.00	$128.30	$0.00	0%	
GF-MUNGOVT -SUPPL - NON-EXPEND	1000-10-1003-000000-666103	$0.00	$4,338.16	$0.00	0%	
GF-MUNGOVT - FUEL&LUBR -UNLEAD	1000-10-1003-000000-666301	$354.00	$635.38	$475.00	34.2%	
GF-MUNGOVT - FUEL&LUBR - LUBRS	1000-10-1003-000000-666303	$27.00	$20.59	$32.00	18.5%	
GF-MUNGOVT -FLT SVC ALLOC.	1000-10-1003-000000-666825	$137.00	$114.20	$250.00	82.5%	
GF-MUNGRPH -SUPPL - OFFICE	1000-10-1004-000000-666101	$6,168.00	$6,632.14	$7,868.00	27.6%	
GF-MUNGRPH -SUPPL - NON-EXPEND	1000-10-1004-000000-666103	$0.00	$427.36	$0.00	0%	
GF-MUNGRPH - FUEL&LUBR -UNLEAD	1000-10-1004-000000-666301	$2,553.00	$2,078.48	$3,135.00	22.8%	

Name	Account ID	FY2022 Amended Budget	FY2022 Actual	FY2023 Budgeted	FY2022 Amended Budget vs. FY2023 Budgeted (% Change)	Notes
GF-MUNGRPH - FUEL&LUBR - LUBRS	1000-10-1004-000000-666303	$75.00	$0.00	$0.00	-100%	
GF-MUNGRPH -FLT SVC ALLOC.	1000-10-1004-000000-666825	$125.00	$104.20	$457.00	265.6%	
GF-MUNGRPH -OTH EXPS-COPIER	1000-10-1004-000000-678307	$24,000.00	$23,233.76	$29,500.00	22.9%	
GF-MUNGOVT -MACH & EQUIP -MACH	1000-10-1003-000000-757402	$0.00	$10,200.00	$10,000.00	N/A	
Total GENERAL FUND:		**$1,333,540.66**	**$943,630.93**	**$1,448,552.00**	**8.6%**	
CABLE PEG 1% FUND						
CABLE PEG -SPECIAL SERVICES	1007-10-1003-000000-623100	$10,000.00	$2,774.83	$20,000.00	100%	
CABLE PEG -MAINT - EQUIPMENT	1007-10-1003-000000-644801	$10,000.00	$1,366.18	$10,000.00	0%	
CABLE PEG -MAINT - OTHER	1007-10-1003-000000-644815	$25,000.00	$1,834.13	$15,000.00	-40%	
CABLE PEG -SUPPL - MINOR TOOLS	1007-10-1003-000000-666102	$0.00	$89.33	$0.00	0%	
CABLE PEG -SUPPL- NON-EXPEND	1007-10-1003-000000-666103	$30,000.00	$7,046.99	$25,000.00	-16.7%	
CABLE PEG -SUPPL - SOFTWARE	1007-10-1003-000000-666104	$20,000.00	$0.00	$20,000.00	0%	
CABLE PEG -MACH & EQUIP -MACH	1007-10-1003-000000-757402	$250,000.00	$26,237.34	$50,000.00	-80%	
Total CABLE PEG 1% FUND:		**$345,000.00**	**$39,348.80**	**$140,000.00**	**-59.4%**	
Total:		**$1,678,540.66**	**$982,979.73**	**$1,588,552.00**	**-5.4%**	

Expenditures by Expense Type

Budgeted Expenditures by Expense Type

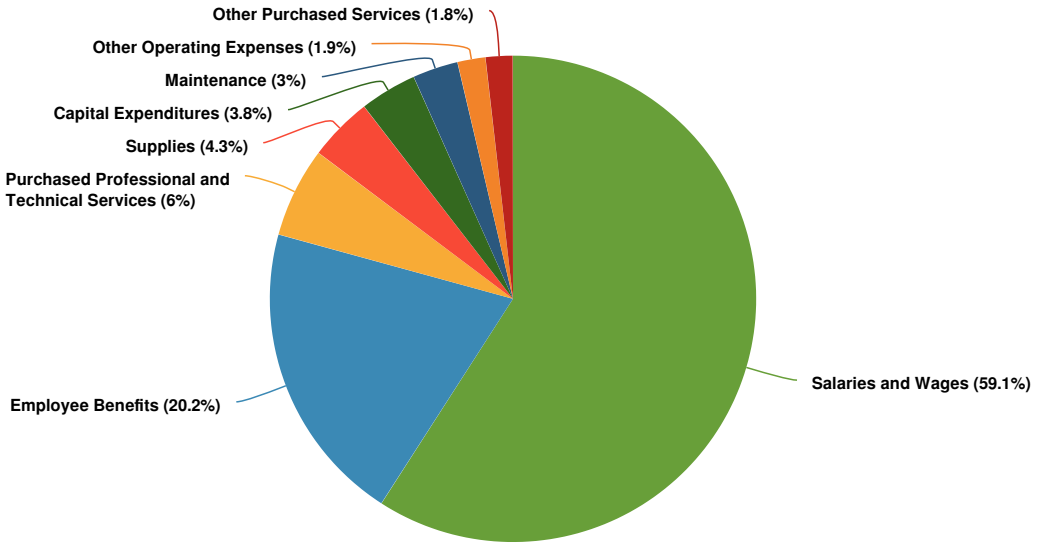

Budgeted and Historical Expenditures by Expense Type

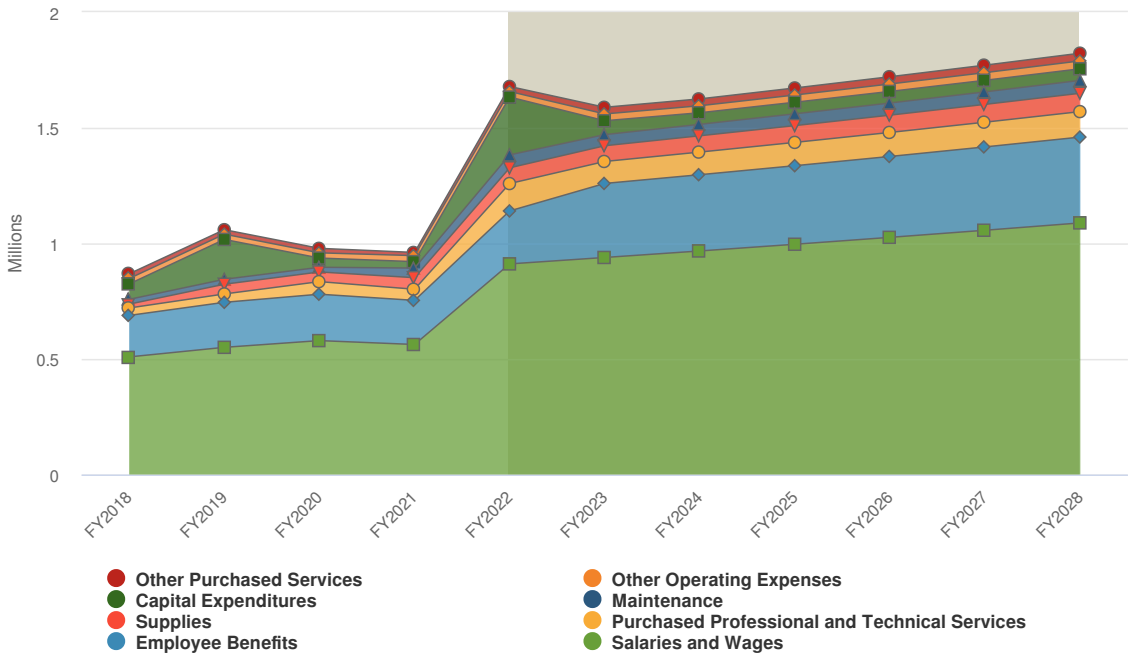

Grey background indicates budgeted figures.

Name	Account ID	FY2022 Amended Budget	FY2022 Actual	FY2023 Budgeted	FY2022 Amended Budget vs. FY2023 Budgeted (% Change)	Notes
Expense Objects						
Salaries and Wages						
REGULAR SALARIES	1000-10-1002-000000-601010	$569,416.00	$277,544.91	$449,469.00	-21.1%	
OVERTIME	1000-10-1002-000000-601030	$0.00	$481.44	$3,048.00	N/A	
EMPLOYEE PAYOFF	1000-10-1002-000000-601070	$0.00	$1,899.47	$0.00	0%	
REGULAR SALARIES	1000-10-1003-000000-601010	$178,931.00	$140,061.49	$314,252.00	75.6%	
OVERTIME	1000-10-1003-000000-601030	$200.00	$0.00	$0.00	-100%	
EMPLOYEE PAYOFF	1000-10-1003-000000-601070	$0.00	$29,293.96	$0.00	0%	
REGULAR SALARIES	1000-10-1004-000000-601010	$162,251.00	$127,362.39	$169,311.00	4.4%	
OVERTIME	1000-10-1004-000000-601030	$200.00	$1,059.02	$2,774.00	1,287%	
EMPLOYEE PAYOFF	1000-10-1004-000000-601070	$0.00	$2,104.97	$0.00	0%	
Total Salaries and Wages:		**$910,998.00**	**$579,807.65**	**$938,854.00**	**3.1%**	
Employee Benefits						
GF-MUNINFO -GROUP HEALTH	1000-10-1002-000000-612101	$30,788.00	$25,913.38	$40,000.00	29.9%	
GF-MUNINFO -GROUP LIFE	1000-10-1002-000000-612102	$173.00	$144.56	$231.00	33.5%	
GF-MUNINFO -SOC SEC-MEDIC	1000-10-1002-000000-612200	$24,435.00	$21,270.28	$34,617.00	41.7%	
GF-MUNINFO -PENSION-	1000-10-1002-000000-612300	$47,913.00	$41,988.97	$67,877.00	41.7%	
GF-MUNINFO -WORK COMP	1000-10-1002-000000-612600	$723.00	$645.88	$1,178.00	62.9%	
GF-MUNGOVT -GROUP HEALTH	1000-10-1003-000000-612101	$23,091.00	$17,382.49	$40,000.00	73.2%	
GF-MUNGOVT -GROUP LIFE	1000-10-1003-000000-612102	$134.00	$101.82	$237.00	76.9%	
GF-MUNGOVT -SOC SEC-MEDIC	1000-10-1003-000000-612200	$13,704.00	$12,605.64	$24,040.00	75.4%	
GF-MUNGOVT -PENSION-	1000-10-1003-000000-612300	$26,869.00	$25,403.34	$47,138.00	75.4%	
GF-MUNGOVT -WORK COMP	1000-10-1003-000000-612600	$973.00	$849.51	$1,312.00	34.8%	
GF-MUNGRPH -GROUP HEALTH	1000-10-1004-000000-612101	$23,091.00	$18,857.76	$24,000.00	3.9%	
GF-MUNGRPH -GROUP LIFE	1000-10-1004-000000-612102	$121.00	$96.01	$130.00	7.4%	

Name	Account ID	FY2022 Amended Budget	FY2022 Actual	FY2023 Budgeted	FY2022 Amended Budget vs. FY2023 Budgeted (% Change)	Notes
GF-MUNGRPH -SOC SEC-MEDIC	1000-10-1004-000000-612200	$12,427.00	$9,567.98	$13,164.00	5.9%	
GF-MUNGRPH -PENSION-	1000-10-1004-000000-612300	$24,368.00	$19,578.97	$25,813.00	5.9%	
GF-MUNGRPH -WORK COMP	1000-10-1004-000000-612600	$424.00	$339.72	$582.00	37.3%	
Total Employee Benefits:		**$229,234.00**	**$194,746.31**	**$320,319.00**	**39.7%**	
Purchased Professional and Technical Services						
GF-MUNINFO -SPEC SVC	1000-10-1002-000000-623100	$94,989.66	$19,144.97	$61,670.00	-35.1%	
GF-MUNGOVT -SPEC SVC	1000-10-1003-000000-623100	$13,370.00	$15,593.99	$13,370.00	0%	
GF-MUNINFO-SPECIAL SERVICES	1000-10-1004-000000-623100	$0.00	$7.56	$0.00	0%	
CABLE PEG -SPECIAL SERVICES	1007-10-1003-000000-623100	$10,000.00	$2,774.83	$20,000.00	100%	
Total Purchased Professional and Technical Services:		**$118,359.66**	**$37,521.35**	**$95,040.00**	**-19.7%**	
Maintenance						
GF-MUNINFO -MAINT - OTHER	1000-10-1002-000000-644815	$9,020.00	$18,753.98	$9,820.00	8.9%	
GF-MUNGOVT -MAINT - VEH PARTS	1000-10-1003-000000-644803	$3,680.00	$6.22	$41.00	-98.9%	
GF-MUNGOVT -MAINT-VEH-OUTSIDE	1000-10-1003-000000-644805	$0.00	$15.00	$16.00	N/A	
GF-MUNGOVT -MAINT - VEH - MISC	1000-10-1003-000000-644810	$0.00	$0.00	$5.00	N/A	
GF-MUNGOVT -MAINT - OTHER	1000-10-1003-000000-644815	$0.00	$11,701.03	$0.00	0%	
GF-MUNGOVT -MAINT-FLEET SVC	1000-10-1003-000000-644825	$52.00	$43.30	$0.00	-100%	
GF-MUNGRPH -MAINT - EQUIP	1000-10-1004-000000-644801	$150.00	$0.00	$150.00	0%	
GF-MUNGRPH -MAINT - VEH PARTS	1000-10-1004-000000-644803	$2,644.00	$932.63	$1,003.00	-62.1%	
GF-MUNGRPH -MAINT-VEH-OUTSIDE	1000-10-1004-000000-644805	$1,200.00	$87.50	$86.00	-92.8%	
GF-MUNGRPH -MAINT - VEH - MISC	1000-10-1004-000000-644810	$100.00	$0.00	$10,330.00	10,230%	
MAINTENANCE - OTHER	1000-10-1004-000000-644815	$1,664.00	$23.00	$1,664.00	0%	
GF-MUNGRPH -MAINT-FLEET SVC	1000-10-1004-000000-644825	$2,529.00	$2,107.50	$0.00	-100%	
CABLE PEG -MAINT - EQUIPMENT	1007-10-1003-000000-644801	$10,000.00	$1,366.18	$10,000.00	0%	

Name	Account ID	FY2022 Amended Budget	FY2022 Actual	FY2023 Budgeted	FY2022 Amended Budget vs. FY2023 Budgeted (% Change)	Notes
CABLE PEG -MAINT - OTHER	1007-10-1003-000000-644815	$25,000.00	$1,834.13	$15,000.00	-40%	
Total Maintenance:		**$56,039.00**	**$36,870.47**	**$48,115.00**	**-14.1%**	
Other Purchased Services						
GF-MUNINFO -INSUR - PROPERTY	1000-10-1002-000000-655100	$693.00	$693.00	$895.00	29.1%	
GF-MUNINFO -INSUR - GEN LIAB	1000-10-1002-000000-655300	$1,682.00	$1,682.00	$957.00	-43.1%	
GF-MUNINFO - COMMUNICATIONS	1000-10-1002-000000-655600	$732.00	$958.89	$732.00	0%	
GF-MUNINFO -CELL PHONES	1000-10-1002-000000-655602	$2,304.00	$3,544.29	$2,304.00	0%	
GF-MUNINFO -ADVERTISING	1000-10-1002-000000-655700	$0.00	$6,062.34	$0.00	0%	
GF-MUNINFO -TRAVEL&TRAIN	1000-10-1002-000000-655800	$3,000.00	$5,811.32	$9,000.00	200%	
GF-MUNINFO -DUES AND MEMB	1000-10-1002-000000-655850	$470.00	$4,007.30	$590.00	25.5%	
GF-MUNINFO -OTH PURCHSVC-EQUIP	1000-10-1002-000000-655901	$0.00	$76.27	$0.00	0%	
GF-MUNGOVT -INSUR - AUTO LIAB	1000-10-1003-000000-655200	$998.00	$998.00	$1,445.00	44.8%	
GF-MUNGOVT -INSUR - GEN LIAB	1000-10-1003-000000-655300	$1,358.00	$1,358.00	$334.00	-75.4%	
GF-MUNGOVT -TRAVEL&TRAIN	1000-10-1003-000000-655800	$0.00	$0.00	$200.00	N/A	
GF-MUNGRPH -INSUR - PROPERTY	1000-10-1004-000000-655100	$297.00	$297.00	$384.00	29.3%	
GF-MUNGRPH -INSUR - AUTO LIAB	1000-10-1004-000000-655200	$499.00	$499.00	$723.00	44.9%	
GF-MUNGRPH -INSUR - GEN LIAB	1000-10-1004-000000-655300	$421.00	$421.00	$346.00	-17.8%	
GF-MUNGRPH - COMMUNICATIONS	1000-10-1004-000000-655600	$250.00	$461.57	$250.00	0%	
GF-MUNGRPH -TRAVEL&TRAIN	1000-10-1004-000000-655800	$0.00	$0.00	$1,500.00	N/A	
GF-MUNGRPH -OTH PURCHSVC-EQUIP	1000-10-1004-000000-655901	$9,072.00	-$2,650.00	$9,072.00	0%	
Total Other Purchased Services:		**$21,776.00**	**$24,219.98**	**$28,732.00**	**31.9%**	
Supplies						
GF-MUNINFO -SUPPL - OFFICE	1000-10-1002-000000-666101	$6,495.00	$5,688.40	$6,775.00	4.3%	
GF-MUNINFO -SUPPL-MINOR TOOLS	1000-10-1002-000000-666102	$200.00	$267.09	$500.00	150%	
GF-MUNINFO -SUPPL - NON-EXPEND	1000-10-1002-000000-666103	$0.00	$19,000.51	$0.00	0%	

Name	Account ID	FY2022 Amended Budget	FY2022 Actual	FY2023 Budgeted	FY2022 Amended Budget vs. FY2023 Budgeted (% Change)	Notes
GF-MUNINFO -SUPPL - SOFTWARE	1000-10-1002-000000-666104	$0.00	$119.50	$0.00	0%	
GF-MUNINFO -SUPPL-WEAR-APPARL	1000-10-1002-000000-666105	$500.00	$166.50	$1,500.00	200%	
GF-MUNINFO -SUPPL-JANITOR/MECH	1000-10-1002-000000-666107	$0.00	$116.61	$0.00	0%	
GF-MUNINFO -SUPPL - OTHER	1000-10-1002-000000-666110	$0.00	$3,121.55	$0.00	0%	
GF-MUNGOVT -SUPPL - OFFICE	1000-10-1003-000000-666101	$1,500.00	$47.58	$2,000.00	33.3%	
GF-MUNGOVT -SUPPL-MINOR TOOLS	1000-10-1003-000000-666102	$0.00	$128.30	$0.00	0%	
GF-MUNGOVT -SUPPL - NON-EXPEND	1000-10-1003-000000-666103	$0.00	$4,338.16	$0.00	0%	
GF-MUNGOVT -FUEL&LUBR - UNLEAD	1000-10-1003-000000-666301	$354.00	$635.38	$475.00	34.2%	
GF-MUNGOVT -FUEL&LUBR - LUBRS	1000-10-1003-000000-666303	$27.00	$20.59	$32.00	18.5%	
GF-MUNGOVT -FLT SVC ALLOC.	1000-10-1003-000000-666825	$137.00	$114.20	$250.00	82.5%	
GF-MUNGRPH -SUPPL - OFFICE	1000-10-1004-000000-666101	$6,168.00	$6,632.14	$7,868.00	27.6%	
GF-MUNGRPH -SUPPL - NON-EXPEND	1000-10-1004-000000-666103	$0.00	$427.36	$0.00	0%	
GF-MUNGRPH -FUEL&LUBR - UNLEAD	1000-10-1004-000000-666301	$2,553.00	$2,078.48	$3,135.00	22.8%	
GF-MUNGRPH -FUEL&LUBR - LUBRS	1000-10-1004-000000-666303	$75.00	$0.00	$0.00	-100%	
GF-MUNGRPH -FLT SVC ALLOC.	1000-10-1004-000000-666825	$125.00	$104.20	$457.00	265.6%	
CABLE PEG -SUPPL -MINOR TOOLS	1007-10-1003-000000-666102	$0.00	$89.33	$0.00	0%	
CABLE PEG -SUPPL- NON-EXPEND	1007-10-1003-000000-666103	$30,000.00	$7,046.99	$25,000.00	-16.7%	
CABLE PEG -SUPPL -SOFTWARE	1007-10-1003-000000-666104	$20,000.00	$0.00	$20,000.00	0%	
Total Supplies:		**$68,134.00**	**$50,142.87**	**$67,992.00**	**-0.2%**	
Other Operating Expenses						
GF-MUNGRPH -OTH EXPS-COPIER	1000-10-1004-000000-678307	$24,000.00	$23,233.76	$29,500.00	22.9%	
Total Other Operating Expenses:		**$24,000.00**	**$23,233.76**	**$29,500.00**	**22.9%**	
Capital Expenditures						
GF-MUNGOVT -MACH & EQUIP - MACH	1000-10-1003-000000-757402	$0.00	$10,200.00	$10,000.00	N/A	
CABLE PEG -MACH & EQUIP - MACH	1007-10-1003-000000-757402	$250,000.00	$26,237.34	$50,000.00	-80%	

Name	Account ID	FY2022 Amended Budget	FY2022 Actual	FY2023 Budgeted	FY2022 Amended Budget vs. FY2023 Budgeted (% Change)	Notes
Total Capital Expenditures:		$250,000.00	$36,437.34	$60,000.00	-76%	
Total Expense Objects:		$1,678,540.66	$982,979.73	$1,588,552.00	-5.4%	

Information Technology

Mission
To engage in a partnership with the departments to provide technical guidance in an effective, strategic, and fiscally responsible manner for all technology initiatives.

Departmental Overview
Secure infrastructure that promotes the integrity and security of electronic data collected, stored, retrieved, and reported by departments, and improves the City's ability to recover from technical interruptions.? Adopt enterprise standards that reduce technical complexity and overall support costs without compromising service quality.

Divisions and FTEs
IT Administration, Support Services, Public Safety, Infrastructure Services, Enterprise Application & Geospatial Information Services (GIS): 34.0000 FTEs

Programs of Services

IT Administration provides the strategic vision for technology planning and project management services. The Support **Services Division** is responsible for the operation of the IT Help Desk with over 1,300 calls for service annually. The Public **Safety Division** is responsible for providing 24/7 support to Fire, Police and Emergency Management. **Infrastructure Services Division** is responsible for managing a data and voice network of over 100 servers, as well as a security plan to protect the City's IT assets. The Enterprise **Application Division** is responsible for implementing and maintaining critical applications that span the organization, primarily Tyler Munis and EnerGov, and HTE. The **GIS Division** is responsible for developing and maintaining our robust Geographical Information System.

FY 21 Accomplishments
- Installed Luminare for Vaccine Management
- Enabled Barracuda for Email Security
- Migrated to Office 365
- Enabled multiple Palo Alto firewalls for new areas.
- Approved funding for key initiatives (i.e., Single Sign On, CMS, Citizen engagement, 5Gb Internet connection, New Firewall/VPN) to Modernize the City of Waco wireless network.

FY 22 Objectives
- Modernize the VPN experience
- Enable a new City of Waco Website
- Enable a new Single Sign On
- Enable a new Citizen Engagement application
- Enable a new 5Gb Internet connection.
- Enable a modern eCommerce solution.

Performance Measures

Strategic Goals: Provide a safe and resilient city and build a high performing government organization	
Performance Indicators	Proposed FY 2022-2023
Network Uptime to stay above	99%
Main Internet Bandwidth not to exceed	90% utilization
IT Work Order First Contact Resolution to be within	30 minutes
IT Work Order Resolution Time not to exceed	48 hours
Resolution to Critical Tenable Security issues resolved within	24 hours
Initial response to Critical Crowdstrike Issues reviewed within	30 minutes
Initial customer service first contact to MyWaco tickets within	48-hour

Department Diversity
By Race/Ethnicity and Gender

	American Indian/Alaskan Native	Hispanic or Latino	Asian	Black or African American	Native Hawaiian or Pacific Islander	White	Two or More Races		Male	Female
City of Waco Population*	0.4%	31.8%	2.2%	20.6%	0.1%	43.7%	6.4%		48.4%	51.6%
City Organization	1%	19%	1%	10%	0%	67%	2%		64%	36%
Information Technology	0%	25%	4%	0%	0%	68%	4%		82%	18%

*U.S.Census Bureau: https://www.census.gov/quickfacts/wacocitytexas

Expenditures Summary

FY23 Base budget adjustments include increases for conference room renovations, department relocations, and IT software/hardware citywide. Additionally, three budget requests were approved to improve IT infrastructure and cyber security.

$7,705,742 **$283,513**
(3.82% vs. prior year)

Information Technology Proposed and Historical Budget vs. Actual

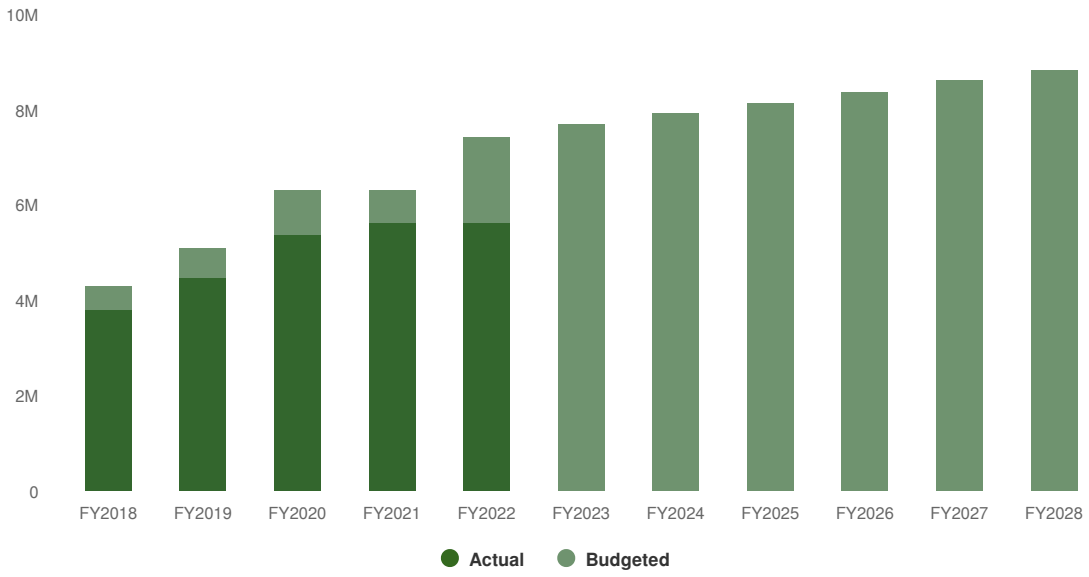

Expenditures by Fund

2023 Expenditures by Fund

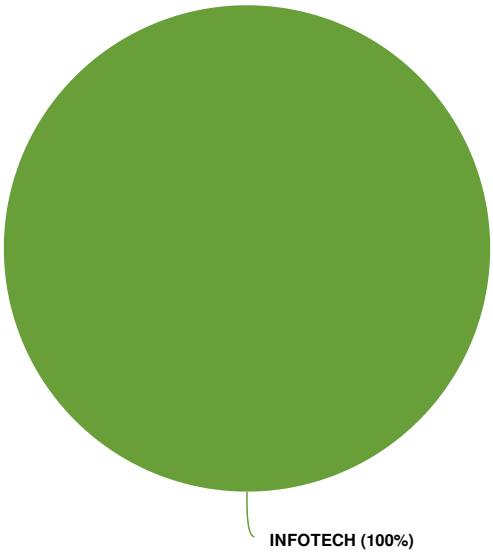

Budgeted and Historical 2023 Expenditures by Fund

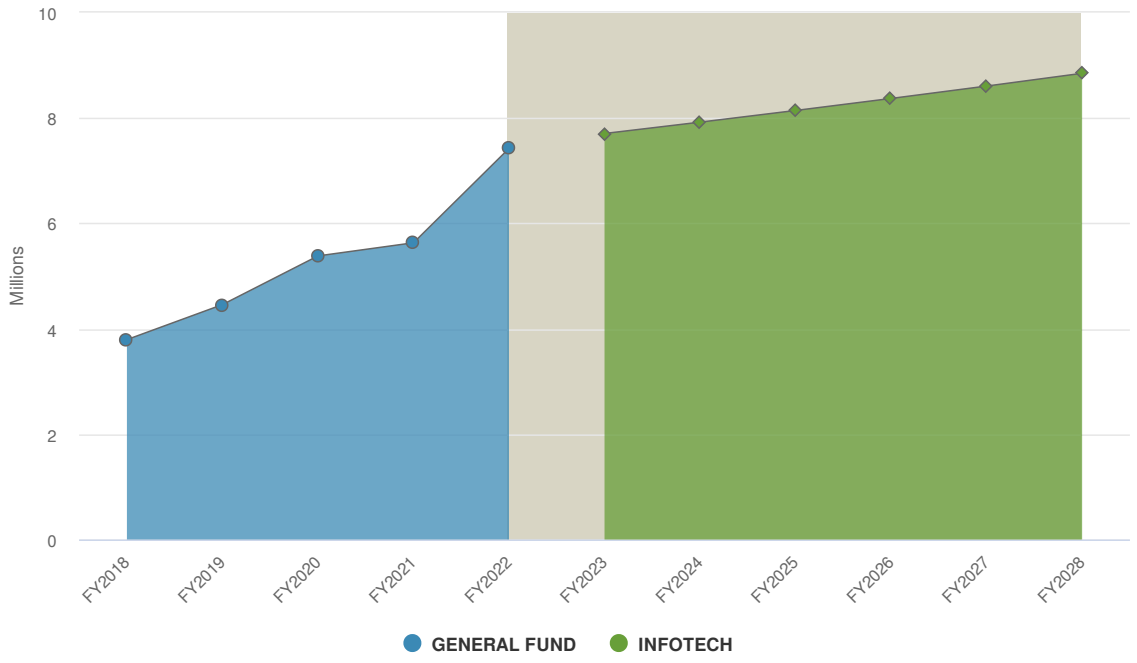

Grey background indicates budgeted figures.

Name	Account ID	FY2022 Amended Budget	FY2022 Actual	FY2023 Budgeted	FY2022 Amended Budget vs. FY2023 Budgeted (% Change)	Notes
GENERAL FUND						
REGULAR SALARIES	1000-11-1101-000000-601010	$2,111,193.00	$1,654,904.77	$0.00	-100%	
OVERTIME	1000-11-1101-000000-601030	$0.00	$476.00	$0.00	0%	
EMPLOYEE PAYOFF	1000-11-1101-000000-601070	$0.00	$47,638.12	$0.00	0%	
GF-INFOTEC -GROUP HEALTH	1000-11-1101-000000-612101	$238,608.00	$189,757.74	$0.00	-100%	
GF-INFOTEC -GROUP LIFE	1000-11-1101-000000-612102	$1,353.00	$1,074.83	$0.00	-100%	
GF-INFOTEC -SOC SEC-MEDIC	1000-11-1101-000000-612200	$161,506.00	$123,134.56	$0.00	-100%	
GF-INFOTEC -PENSION-	1000-11-1101-000000-612300	$316,679.00	$255,215.42	$0.00	-100%	
GF-INFOTEC -WORK COMP	1000-11-1101-000000-612600	$4,780.00	$3,862.01	$0.00	-100%	
GF-INFOTEC -SPEC SVC	1000-11-1101-000000-623100	$409,285.00	$251,097.69	$0.00	-100%	
GF-INFOTEC-MAINT OF BUILDINGS	1000-11-1101-000000-644701	$102,500.00	$46,496.00	$0.00	-100%	

Name	Account ID	FY2022 Amended Budget	FY2022 Actual	FY2023 Budgeted	FY2022 Amended Budget vs. FY2023 Budgeted (% Change)	Notes
GF-INFOTEC -MAINT - EQUIP	1000-11-1101-000000-644801	$160,420.00	$146,539.07	$0.00	-100%	
GF-INFOTEC -MAINT - VEH PARTS	1000-11-1101-000000-644803	$298.00	$703.72	$0.00	-100%	
GF-INFOTEC -MAINT-VEH-OUTSIDE	1000-11-1101-000000-644805	$0.00	$1,701.96	$0.00	0%	
GF-INFOTEC -MAINT - VEH - MISC	1000-11-1101-000000-644810	$500.00	$14.00	$0.00	-100%	
GF-INFOTEC -MAINT - OTHER	1000-11-1101-000000-644815	$1,813,511.00	$1,914,420.72	$0.00	-100%	
GF-INFOTEC-MAINT-FLEET SVC	1000-11-1101-000000-644825	$877.00	$730.80	$0.00	-100%	
GF-INFOTEC -INSUR - PROPERTY	1000-11-1101-000000-655100	$6,687.00	$6,687.00	$0.00	-100%	
GF-INFOTEC -INSUR - AUTO LIAB	1000-11-1101-000000-655200	$500.00	$500.00	$0.00	-100%	
GF-INFOTEC -INSUR - GEN LIAB	1000-11-1101-000000-655300	$6,726.00	$6,726.00	$0.00	-100%	
GF-INFOTEC - COMMUNICATIONS	1000-11-1101-000000-655600	$4,800.00	$5,474.95	$0.00	-100%	
GF-INFOTEC -CELL PHONES	1000-11-1101-000000-655602	$19,000.00	$15,994.13	$0.00	-100%	
GF-INFOTEC - ADVERTISING	1000-11-1101-000000-655700	$500.00	$6,815.12	$0.00	-100%	
GF-INFOTEC - TRAVEL&TRAIN	1000-11-1101-000000-655800	$87,000.00	$52,219.83	$0.00	-100%	
GF-INFOTEC -DUES AND MEMB	1000-11-1101-000000-655850	$1,814.00	$4,057.00	$0.00	-100%	
GF-INFOTEC -OTH PURCHSVC-EQUIP	1000-11-1101-000000-655901	$16,200.00	$3,047.24	$0.00	-100%	
GF-INFOTEC -OTH PURCHSVC -COMP	1000-11-1101-000000-655908	$406,205.41	$356,401.90	$0.00	-100%	
GF-INFOTEC -SUPPL - OFFICE	1000-11-1101-000000-666101	$5,450.00	$4,674.88	$0.00	-100%	
GF-INFOTEC -SUPPL-MINOR TOOLS	1000-11-1101-000000-666102	$1,000.00	$1,029.65	$0.00	-100%	
GF-INFOTEC -SUPPL - NON-EXPEND	1000-11-1101-000000-666103	$66,910.04	$108,432.82	$0.00	-100%	
GF-INFOTEC -SUPPL - SOFTWARE	1000-11-1101-000000-666104	$23,800.00	$36,197.63	$0.00	-100%	
GF-INFOTEC -SUPPL-WEAR-APPARL	1000-11-1101-000000-666105	$2,000.00	$1,461.00	$0.00	-100%	
GF-INFOTEC -SUPPL-CHEMIC/MEDIC	1000-11-1101-000000-666106	$100.00	$19.23	$0.00	-100%	
GF-INFOTEC -SUPPL-JANITOR/MECH	1000-11-1101-000000-666107	$700.00	$232.49	$0.00	-100%	
GF-INFOTEC -SUPPL - OTHER	1000-11-1101-000000-666110	$1,000.00	$1,082.43	$0.00	-100%	

Name	Account ID	FY2022 Amended Budget	FY2022 Actual	FY2023 Budgeted	FY2022 Amended Budget vs. FY2023 Budgeted (% Change)	Notes
GF-INFOTEC -ENERGY - ELECTRIC	1000-11-1101-000000-666202	$56,900.00	$34,179.33	$0.00	-100%	
GF-INFOTEC -FUEL&LUBR -UNLEAD	1000-11-1101-000000-666301	$520.00	$355.45	$0.00	-100%	
GF-INFOTEC -FUEL&LUBR - LUBRS	1000-11-1101-000000-666303	$15.00	$0.00	$0.00	-100%	
GF-INFOTEC -FLT SVC ALLOC.	1000-11-1101-000000-666825	$160.00	$133.30	$0.00	-100%	
GF-INFOTEC -MACH & EQUIP -MACH	1000-11-1101-000000-757402	$1,392,731.43	$351,195.93	$0.00	-100%	
Total GENERAL FUND:		**$7,422,228.88**	**$5,634,684.72**	**$0.00**	**-100%**	
INFOTECH						
REGULAR SALARIES	6005-11-1101-000000-601010	$0.00	$0.00	$2,472,345.00	N/A	
OVERTIME	6005-11-1101-000000-601030	$0.00	$0.00	$6,552.00	N/A	
INFOTECH -GROUP HEALTH	6005-11-1101-000000-612101	$0.00	$0.00	$271,396.00	N/A	
INFOTECH -GROUP LIFE	6005-11-1101-000000-612102	$0.00	$0.00	$1,577.00	N/A	
INFOTECH -SOC SEC-MEDIC	6005-11-1101-000000-612200	$0.00	$0.00	$189,637.00	N/A	
INFOTECH -PENSION-	6005-11-1101-000000-612300	$0.00	$0.00	$371,835.00	N/A	
INFOTECH -WORK COMP	6005-11-1101-000000-612600	$0.00	$0.00	$5,941.00	N/A	
INFOTECH -SPEC SVC	6005-11-1101-000000-623100	$0.00	$0.00	$367,936.00	N/A	
INFOTECH -MAINT - EQUIP	6005-11-1101-000000-644801	$0.00	$0.00	$146,000.00	N/A	
INFOTECH -MAINT - OTHER	6005-11-1101-000000-644815	$0.00	$0.00	$2,568,554.00	N/A	
INFOTECH -INSUR - PROPERTY	6005-11-1101-000000-655100	$0.00	$0.00	$8,640.00	N/A	
INFOTECH -INSUR - AUTO LIAB	6005-11-1101-000000-655200	$0.00	$0.00	$724.00	N/A	
INFOTECH -INSUR - GEN LIAB	6005-11-1101-000000-655300	$0.00	$0.00	$8,595.00	N/A	
INFOTECH - COMMUNICATIONS	6005-11-1101-000000-655600	$0.00	$0.00	$5,800.00	N/A	
INFOTECH -CELL PHONES	6005-11-1101-000000-655602	$0.00	$0.00	$19,000.00	N/A	
INFOTECH -ADVERTISING	6005-11-1101-000000-655700	$0.00	$0.00	$1,500.00	N/A	
INFOTECH - TRAVEL&TRAIN	6005-11-1101-000000-655800	$0.00	$0.00	$90,000.00	N/A	
INFOTECH -DUES AND MEMB	6005-11-1101-000000-655850	$0.00	$0.00	$5,014.00	N/A	

Name	Account ID	FY2022 Amended Budget	FY2022 Actual	FY2023 Budgeted	FY2022 Amended Budget vs. FY2023 Budgeted (% Change)	Notes
INFOTECH -OTH PURCHSVC-EQUIP	6005-11-1101-000000-655901	$0.00	$0.00	$13,000.00	N/A	
INFOTECH -OTH PURCHSVC -COMP	6005-11-1101-000000-655908	$0.00	$0.00	$452,193.00	N/A	
INFOTECH -SUPPL -OFFICE	6005-11-1101-000000-666101	$0.00	$0.00	$5,450.00	N/A	
INFOTECH -SUPPL-MINOR TOOLS	6005-11-1101-000000-666102	$0.00	$0.00	$1,000.00	N/A	
INFOTECH -SUPPL - NON-EXPEND	6005-11-1101-000000-666103	$0.00	$0.00	$89,000.00	N/A	
INFOTECH -SUPPL -SOFTWARE	6005-11-1101-000000-666104	$0.00	$0.00	$23,000.00	N/A	
INFOTECH -SUPPL-WEAR-APPARL	6005-11-1101-000000-666105	$0.00	$0.00	$2,000.00	N/A	
INFOTECH -SUPPL-CHEMIC/MEDIC	6005-11-1101-000000-666106	$0.00	$0.00	$100.00	N/A	
INFOTECH -SUPPL-JANITOR/MECH	6005-11-1101-000000-666107	$0.00	$0.00	$700.00	N/A	
INFOTECH -SUPPL -OTHER	6005-11-1101-000000-666110	$0.00	$0.00	$1,000.00	N/A	
INFOTECH -ENERGY -ELECTRIC	6005-11-1101-000000-666202	$0.00	$0.00	$40,553.00	N/A	
INFOTECH -FUEL&LUBR -UNLEAD	6005-11-1101-000000-666301	$0.00	$0.00	$770.00	N/A	
INFOTECH -FUEL & LUB-DIESEL	6005-11-1101-000000-666302	$0.00	$0.00	$626.00	N/A	
INFOTECH -FLT SVC ALLOC.	6005-11-1101-000000-666825	$0.00	$0.00	$2,544.00	N/A	
INFOTECH -BUILDINGS-	6005-11-1101-000000-757200	$0.00	$0.00	$15,000.00	N/A	
INFOTECH -MACH & EQUIP -MACH	6005-11-1101-000000-757402	$0.00	$0.00	$517,760.00	N/A	
Total INFOTECH:		**$0.00**	**$0.00**	**$7,705,742.00**	**N/A**	
Total:		**$7,422,228.88**	**$5,634,684.72**	**$7,705,742.00**	**3.8%**	

Expenditures by Expense Type

Budgeted Expenditures by Expense Type

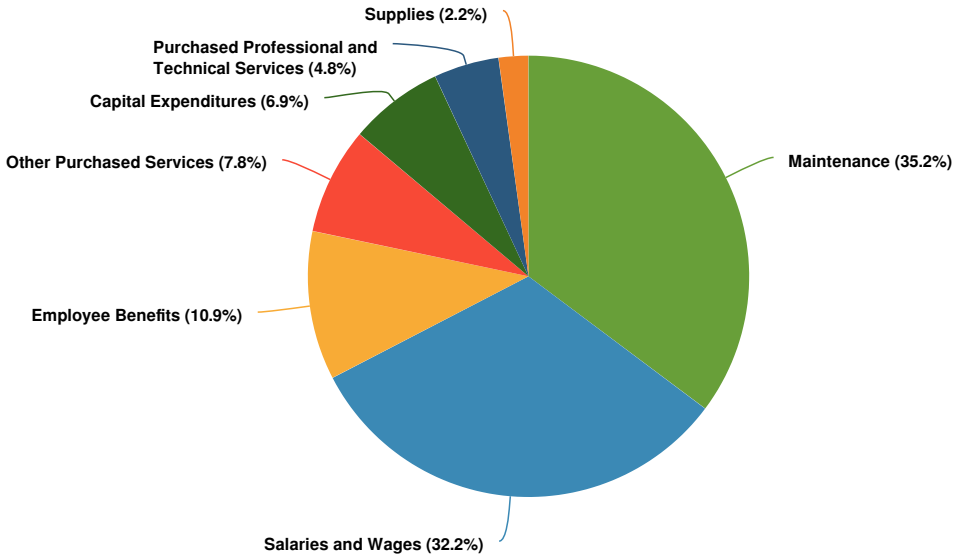

Budgeted and Historical Expenditures by Expense Type

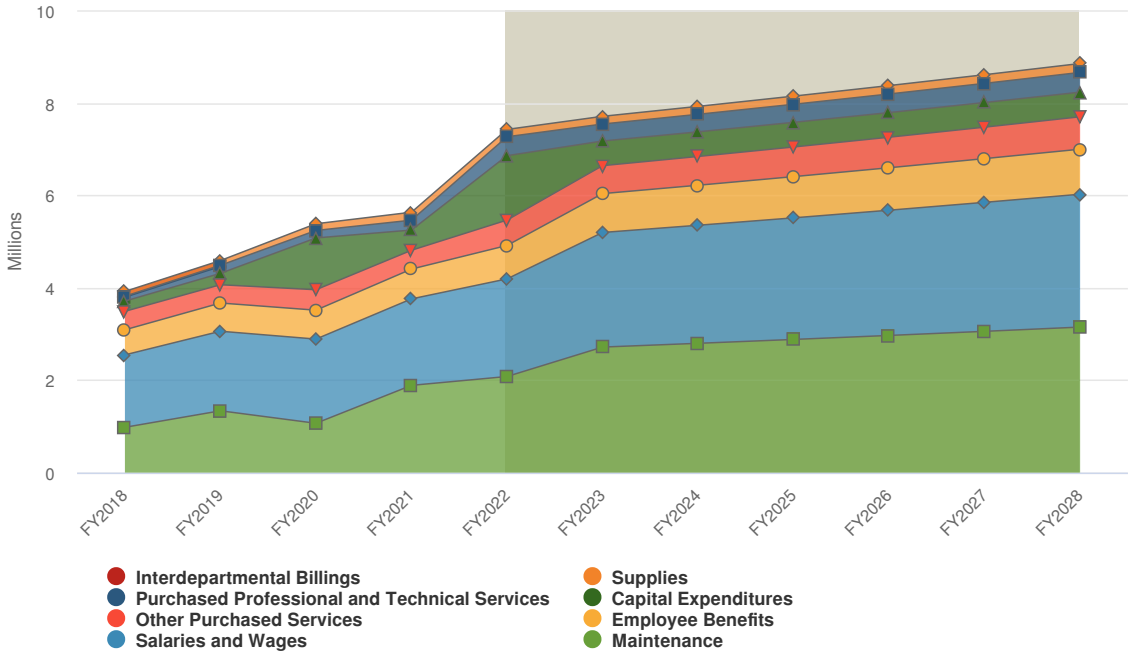

Grey background indicates budgeted figures.

Name	Account ID	FY2022 Amended Budget	FY2022 Actual	FY2023 Budgeted	FY2022 Amended Budget vs. FY2023 Budgeted (% Change)	Notes
Expense Objects						
Salaries and Wages						
REGULAR SALARIES	1000-11-1101-000000-601010	$2,111,193.00	$1,654,904.77	$0.00	-100%	
OVERTIME	1000-11-1101-000000-601030	$0.00	$476.00	$0.00	0%	
EMPLOYEE PAYOFF	1000-11-1101-000000-601070	$0.00	$47,638.12	$0.00	0%	
REGULAR SALARIES	6005-11-1101-000000-601010	$0.00	$0.00	$2,472,345.00	N/A	
OVERTIME	6005-11-1101-000000-601030	$0.00	$0.00	$6,552.00	N/A	
Total Salaries and Wages:		**$2,111,193.00**	**$1,703,018.89**	**$2,478,897.00**	**17.4%**	
Employee Benefits						
GF-INFOTEC -GROUP HEALTH	1000-11-1101-000000-612101	$238,608.00	$189,757.74	$0.00	-100%	
GF-INFOTEC -GROUP LIFE	1000-11-1101-000000-612102	$1,353.00	$1,074.83	$0.00	-100%	
GF-INFOTEC -SOC SEC-MEDIC	1000-11-1101-000000-612200	$161,506.00	$123,134.56	$0.00	-100%	
GF-INFOTEC -PENSION-	1000-11-1101-000000-612300	$316,679.00	$255,215.42	$0.00	-100%	
GF-INFOTEC -WORK COMP	1000-11-1101-000000-612600	$4,780.00	$3,862.01	$0.00	-100%	
INFOTECH -GROUP HEALTH	6005-11-1101-000000-612101	$0.00	$0.00	$271,396.00	N/A	
INFOTECH -GROUP LIFE	6005-11-1101-000000-612102	$0.00	$0.00	$1,577.00	N/A	
INFOTECH -SOC SEC-MEDIC	6005-11-1101-000000-612200	$0.00	$0.00	$189,637.00	N/A	
INFOTECH -PENSION-	6005-11-1101-000000-612300	$0.00	$0.00	$371,835.00	N/A	
INFOTECH -WORK COMP	6005-11-1101-000000-612600	$0.00	$0.00	$5,941.00	N/A	
Total Employee Benefits:		**$722,926.00**	**$573,044.56**	**$840,386.00**	**16.2%**	
Purchased Professional and Technical Services						
GF-INFOTEC -SPEC SVC	1000-11-1101-000000-623100	$409,285.00	$251,097.69	$0.00	-100%	
INFOTECH -SPEC SVC	6005-11-1101-000000-623100	$0.00	$0.00	$367,936.00	N/A	
Total Purchased Professional and Technical Services:		**$409,285.00**	**$251,097.69**	**$367,936.00**	**-10.1%**	
Maintenance						

Name	Account ID	FY2022 Amended Budget	FY2022 Actual	FY2023 Budgeted	FY2022 Amended Budget vs. FY2023 Budgeted (% Change)	Notes
GF-INFOTEC-MAINT OF BUILDINGS	1000-11-1101-000000-644701	$102,500.00	$46,496.00	$0.00	-100%	
GF-INFOTEC -MAINT - EQUIP	1000-11-1101-000000-644801	$160,420.00	$146,539.07	$0.00	-100%	
GF-INFOTEC -MAINT - VEH PARTS	1000-11-1101-000000-644803	$298.00	$703.72	$0.00	-100%	
GF-INFOTEC -MAINT-VEH-OUTSIDE	1000-11-1101-000000-644805	$0.00	$1,701.96	$0.00	0%	
GF-INFOTEC -MAINT - VEH - MISC	1000-11-1101-000000-644810	$500.00	$14.00	$0.00	-100%	
GF-INFOTEC -MAINT - OTHER	1000-11-1101-000000-644815	$1,813,511.00	$1,914,420.72	$0.00	-100%	
GF-INFOTEC-MAINT-FLEET SVC	1000-11-1101-000000-644825	$877.00	$730.80	$0.00	-100%	
INFOTECH -MAINT - EQUIP	6005-11-1101-000000-644801	$0.00	$0.00	$146,000.00	N/A	
INFOTECH -MAINT - OTHER	6005-11-1101-000000-644815	$0.00	$0.00	$2,568,554.00	N/A	
Total Maintenance:		**$2,078,106.00**	**$2,110,606.27**	**$2,714,554.00**	**30.6%**	
Other Purchased Services						
GF-INFOTEC -INSUR - PROPERTY	1000-11-1101-000000-655100	$6,687.00	$6,687.00	$0.00	-100%	
GF-INFOTEC -INSUR - AUTO LIAB	1000-11-1101-000000-655200	$500.00	$500.00	$0.00	-100%	
GF-INFOTEC -INSUR - GEN LIAB	1000-11-1101-000000-655300	$6,726.00	$6,726.00	$0.00	-100%	
GF-INFOTEC -COMMUNICATIONS	1000-11-1101-000000-655600	$4,800.00	$5,474.95	$0.00	-100%	
GF-INFOTEC -CELL PHONES	1000-11-1101-000000-655602	$19,000.00	$15,994.13	$0.00	-100%	
GF-INFOTEC -ADVERTISING	1000-11-1101-000000-655700	$500.00	$6,815.12	$0.00	-100%	
GF-INFOTEC -TRAVEL&TRAIN	1000-11-1101-000000-655800	$87,000.00	$52,219.83	$0.00	-100%	
GF-INFOTEC -DUES AND MEMB	1000-11-1101-000000-655850	$1,814.00	$4,057.00	$0.00	-100%	
GF-INFOTEC -OTH PURCHSVC-EQUIP	1000-11-1101-000000-655901	$16,200.00	$3,047.24	$0.00	-100%	
GF-INFOTEC -OTH PURCHSVC - COMP	1000-11-1101-000000-655908	$406,205.41	$356,401.90	$0.00	-100%	
INFOTECH -INSUR - PROPERTY	6005-11-1101-000000-655100	$0.00	$0.00	$8,640.00	N/A	
INFOTECH -INSUR - AUTO LIAB	6005-11-1101-000000-655200	$0.00	$0.00	$724.00	N/A	
INFOTECH -INSUR - GEN LIAB	6005-11-1101-000000-655300	$0.00	$0.00	$8,595.00	N/A	

Name	Account ID	FY2022 Amended Budget	FY2022 Actual	FY2023 Budgeted	FY2022 Amended Budget vs. FY2023 Budgeted (% Change)	Notes
INFOTECH -COMMUNICATIONS	6005-11-1101-000000-655600	$0.00	$0.00	$5,800.00	N/A	
INFOTECH -CELL PHONES	6005-11-1101-000000-655602	$0.00	$0.00	$19,000.00	N/A	
INFOTECH -ADVERTISING	6005-11-1101-000000-655700	$0.00	$0.00	$1,500.00	N/A	
INFOTECH -TRAVEL&TRAIN	6005-11-1101-000000-655800	$0.00	$0.00	$90,000.00	N/A	
INFOTECH -DUES AND MEMB	6005-11-1101-000000-655850	$0.00	$0.00	$5,014.00	N/A	
INFOTECH -OTH PURCHSVC-EQUIP	6005-11-1101-000000-655901	$0.00	$0.00	$13,000.00	N/A	
INFOTECH -OTH PURCHSVC -COMP	6005-11-1101-000000-655908	$0.00	$0.00	$452,193.00	N/A	
Total Other Purchased Services:		**$549,432.41**	**$457,923.17**	**$604,466.00**	**10%**	
Supplies						
GF-INFOTEC -SUPPL - OFFICE	1000-11-1101-000000-666101	$5,450.00	$4,674.88	$0.00	-100%	
GF-INFOTEC -SUPPL-MINOR TOOLS	1000-11-1101-000000-666102	$1,000.00	$1,029.65	$0.00	-100%	
GF-INFOTEC -SUPPL - NON-EXPEND	1000-11-1101-000000-666103	$66,910.04	$108,432.82	$0.00	-100%	
GF-INFOTEC -SUPPL - SOFTWARE	1000-11-1101-000000-666104	$23,800.00	$36,197.63	$0.00	-100%	
GF-INFOTEC -SUPPL-WEAR-APPARL	1000-11-1101-000000-666105	$2,000.00	$1,461.00	$0.00	-100%	
GF-INFOTEC -SUPPL-CHEMIC/MEDIC	1000-11-1101-000000-666106	$100.00	$19.23	$0.00	-100%	
GF-INFOTEC -SUPPL-JANITOR/MECH	1000-11-1101-000000-666107	$700.00	$232.49	$0.00	-100%	
GF-INFOTEC -SUPPL - OTHER	1000-11-1101-000000-666110	$1,000.00	$1,082.43	$0.00	-100%	
GF-INFOTEC -ENERGY - ELECTRIC	1000-11-1101-000000-666202	$56,900.00	$34,179.33	$0.00	-100%	
GF-INFOTEC -FUEL&LUBR - UNLEAD	1000-11-1101-000000-666301	$520.00	$355.45	$0.00	-100%	
GF-INFOTEC -FUEL&LUBR - LUBRS	1000-11-1101-000000-666303	$15.00	$0.00	$0.00	-100%	
GF-INFOTEC -FLT SVC ALLOC.	1000-11-1101-000000-666825	$160.00	$133.30	$0.00	-100%	
INFOTECH -SUPPL - OFFICE	6005-11-1101-000000-666101	$0.00	$0.00	$5,450.00	N/A	
INFOTECH -SUPPL-MINOR TOOLS	6005-11-1101-000000-666102	$0.00	$0.00	$1,000.00	N/A	
INFOTECH -SUPPL - NON-EXPEND	6005-11-1101-000000-666103	$0.00	$0.00	$89,000.00	N/A	

Name	Account ID	FY2022 Amended Budget	FY2022 Actual	FY2023 Budgeted	FY2022 Amended Budget vs. FY2023 Budgeted (% Change)	Notes
INFOTECH -SUPPL - SOFTWARE	6005-11-1101-000000-666104	$0.00	$0.00	$23,000.00	N/A	
INFOTECH -SUPPL-WEAR-APPARL	6005-11-1101-000000-666105	$0.00	$0.00	$2,000.00	N/A	
INFOTECH -SUPPL-CHEMIC/MEDIC	6005-11-1101-000000-666106	$0.00	$0.00	$100.00	N/A	
INFOTECH -SUPPL-JANITOR/MECH	6005-11-1101-000000-666107	$0.00	$0.00	$700.00	N/A	
INFOTECH -SUPPL - OTHER	6005-11-1101-000000-666110	$0.00	$0.00	$1,000.00	N/A	
INFOTECH -ENERGY -ELECTRIC	6005-11-1101-000000-666202	$0.00	$0.00	$40,553.00	N/A	
INFOTECH -FUEL&LUBR -UNLEAD	6005-11-1101-000000-666301	$0.00	$0.00	$770.00	N/A	
INFOTECH -FUEL & LUB-DIESEL	6005-11-1101-000000-666302	$0.00	$0.00	$626.00	N/A	
INFOTECH -FLT SVC ALLOC.	6005-11-1101-000000-666825	$0.00	$0.00	$2,544.00	N/A	
Total Supplies:		**$158,555.04**	**$187,798.21**	**$166,743.00**	**5.2%**	
Capital Expenditures						
GF-INFOTEC -MACH & EQUIP -MACH	1000-11-1101-000000-757402	$1,392,731.43	$351,195.93	$0.00	-100%	
INFOTECH -BUILDINGS-	6005-11-1101-000000-757200	$0.00	$0.00	$15,000.00	N/A	
INFOTECH -MACH & EQUIP -MACH	6005-11-1101-000000-757402	$0.00	$0.00	$517,760.00	N/A	
Total Capital Expenditures:		**$1,392,731.43**	**$351,195.93**	**$532,760.00**	**-61.7%**	
Total Expense Objects:		**$7,422,228.88**	**$5,634,684.72**	**$7,705,742.00**	**3.8%**	

General Services

Mission Statement
To procure, in an ethical manner, quality goods and services at competitive prices while creating a favorable climate for business opportunities within the guidelines of the law; to provide the City with safe and dependable vehicles and equipment in an efficient and cost-effective manner; and to provide quality facilities which support the requirements of City employees and citizen services, to provide timely and professional maintenance and repair of environmental, electrical, mechanical, plumbing, and structural systems through the effective use of in-house and/or contract resources, and to provide customer-oriented custodial and cleaning services for City facilities.

Departmental Overview
The Purchasing Division of the General Services Department is committed to assuring that all businesses are given prompt, courteous, and equal opportunity to provide goods and services to the City. Historically, Underutilized Businesses residing in McLennan County, as certified by the Texas Building and Procurement Commission, are consistently included and encouraged to participate in our bidding process.
The Facilities Division strives to take a pro-active approach to meet the facility requirements of City functions and operations in a timely and professional manner.
Services provided by the Fleet Services Division include the maintenance and repair of City vehicles and equipment, maintaining historical equipment data, management of vehicles and equipment replacement, fuel management and supply, specification development for new or replacement vehicles and equipment, and offsite repair and fueling.

FTEs
54.4500 total; 28.9500- Fleet division; 25.5000- Facilities division

Programs of Service
Purchasing Services is responsible for purchasing policy administration, bidding/contracting, warehousing and investment recovery functions. Administration sets policies and procedures that ensure compliance with federal, state, and local laws. The bidding/contracting function serves as the City's central vendor contract for competitive bidding and contract execution. The warehousing function provides a readily available supply of required items for immediate pickup. Purchasing relies on its cooperative partners to pool our purchasing power to increase the value of our citizen's tax dollars and improve the efficiency of the services provided. Purchasing also manages the City Procurement Card Program.

Facilities is responsible for the project management of new building construction, and is also responsible for the maintenance, repair and renovation functions for approximately 200 City-owned and leased facilities and for custodial services at key facilities throughout the City. Our Facilities project managers plan and manage new building construction as well as major renovations and repairs to ensure that all quality and safety standards are met. They also plan for phased replacement/modernization of aging infrastructure and equipment. The building maintenance staff coordinate and/or complete maintenance, repair, and minor renovation projects required for the safe and efficient operation of the buildings, as well as providing preventative maintenance of equipment. Custodial staff provide regular cleaning services for key facilities.

Fleet
- Preventative Maintenance
- In-house vehicle and equipment repair
- Management of sublet service and repair
- Fueling stations
- Parts procurement and inventory

FY22 Accomplishments
Purchasing
- Utilized multiple video and teleconferencing avenues due to COVID-19 restrictions while facilitating 35 formal Requests for Bids/Proposals/Qualifications.
- Actively managed and participated in the P-Card program resulting in a rebate of $220,427.96.
- Participated in various purchasing cooperatives resulting in rebates of $24,146.00.

Facilities
- Completed the new Fire Station #6
- Completed the new Fire Administration Building
- Completed Waco Police Department Headquarters 6th Floor Renovation

- Completed Zoo Hoof Stock Barn construction
- Completed Operations Center Warehouse Heater Upgrades
- Completed design of Cameron Park Zoo Education/Vet Center
- Completed replacement of HVAC system at Water Office
- Completed replacement of HVAC system at Health District Building
- Completed replacement of HVAC system at Animal Shelter
- Completed modernization of the Police Headquarters Elevator

Fleet

- Provided over 900,000 gallons of fuel
- Completed over 6000 maintenance requests
- Recovered over $570,000 through the Auction service
- Acquired and commissioned 79 new pieces of various equipment models into the city fleet, 29 being hybrid model Police Interceptors and 2 being EV models.

FY23 Objectives

Purchasing

- Strive to provide excellent and timely service to the department's internal and external customers.
- Continue to utilize online service, while searching for additional online opportunities.
- Continue to find alternate providers for the City's Central Warehouse.
- Continue the City's movement towards inclusion/equity of the City's vendor base by reaching out to broader audiences through additional advertisement avenues and notifying the local chambers.
- Continue to review purchases and identify items that are required to follow a formal bidding process and resulting in Council approval, as required by state law.
- Hire a Purchasing Agent to fill our open position, resulting in being fully staffed.

Facilities

- Replace glass at Waco Police Headquarters building
- Complete design of Cameron Park Zoo Penguin Exhibit
- Replace floorcovering at Waco Convention Center
- Complete remaining roof replacements at Waco Convention Center
- Complete remaining HVAC replacements at Waco Convention Center
- Complete replacement of approximately 50% remaining R-22 units throughout the City
- Complete design of Fire Station 15
- Complete design of Fire Station 4

Fleet

- Continue to provide the city with safe and dependable vehicles and equipment at a cost savings to all departments.
- Research and assist to find availability for various hybrid / EV model equipment to implement into the fleet.
- Meet the needs of all departments while finding better options to right size the fleet.
- Promote standardization in order to reduce costs for effective maintenance and repair of equipment.
- Maximize city resources by providing disposal of vehicles and equipment through the auction process.

Performance Measures

Strategic Goals: Build a high perfoming government organization and improve infrastructure	
Performance Indicators	Proposed FY 2022-2023
Number of contracts/Purchase Orders with MWBE businesses	Increase current base by 15%
Backlog of CIP projects using money awarded in previous fiscal years	Reduce by 20%
Periodic Maintenance of City vehicles at Fleet	Reduce turnaround time for a scheduled PM by 10%

Department Diversity
By Race/Ethnicity and Gender

	American Indian/Alaskan Native	Hispanic or Latino	Asian	Black or African American	Native Hawaiian or Pacific Islander	White	Two or More Races	Male	Female
City of Waco Population*	0.4%	31.8%	2.2%	20.6%	0.1%	43.7%	6.4%	48.4%	51.6%

City Organization	1%	19%	1%	10%	0%	67%	2%		64%	36%
General Services	0%	25%	0%	16%	0%	58%	0%		76%	24%

*U.S.Census Bureau: https://www.census.gov/quickfacts/wacocitytexas

Expenditures Summary

The General Services department will see an increase in their base budget for FY 23 to keep up with inflationary cost. In addition, the budget adds 2 Facility Maintenance Technicians.

$11,885,196 **$2,146,641**
(22.04% vs. prior year)

General Services Proposed and Historical Budget vs. Actual

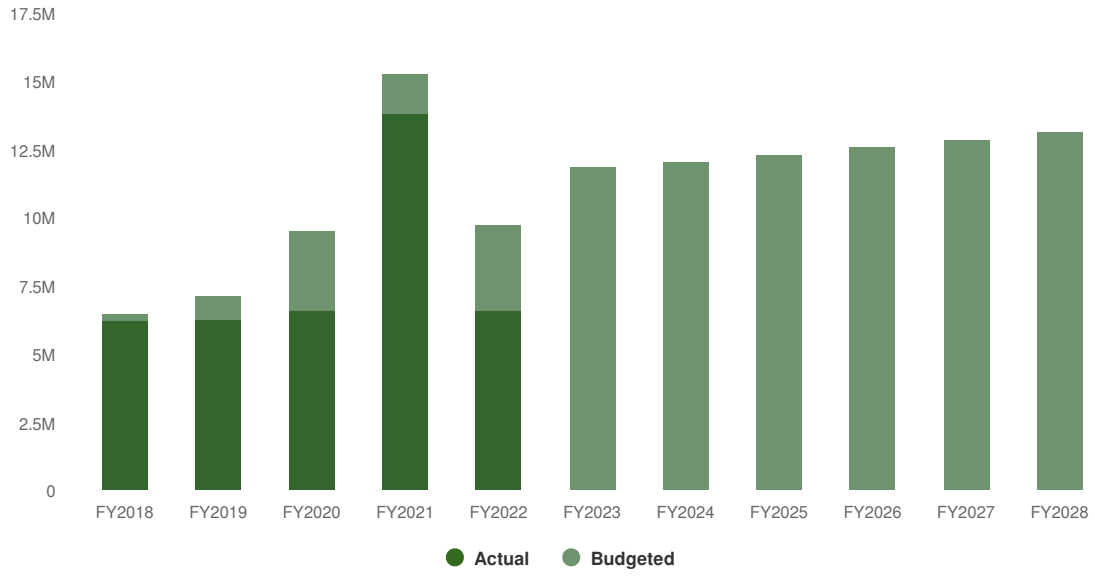

Expenditures by Fund

2023 Expenditures by Fund

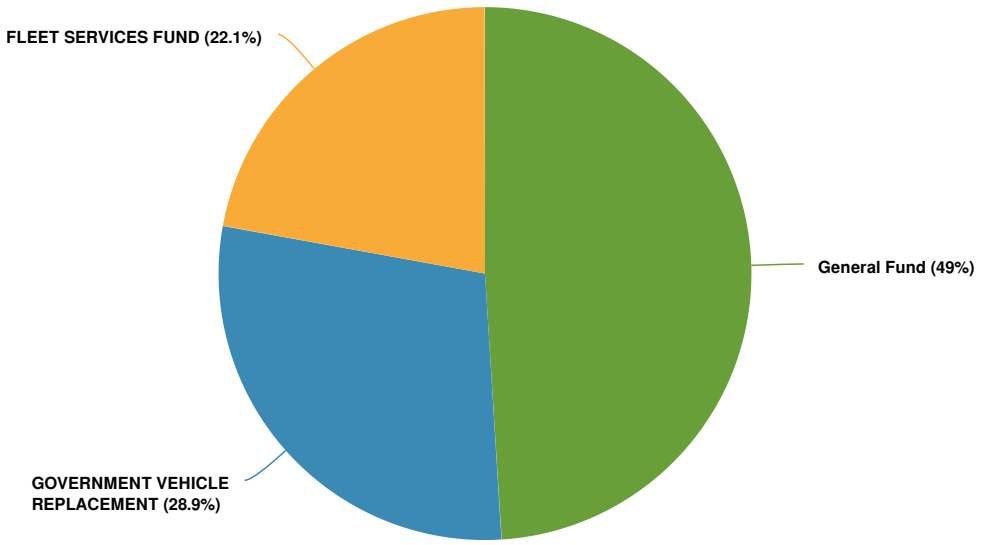

Budgeted and Historical 2023 Expenditures by Fund

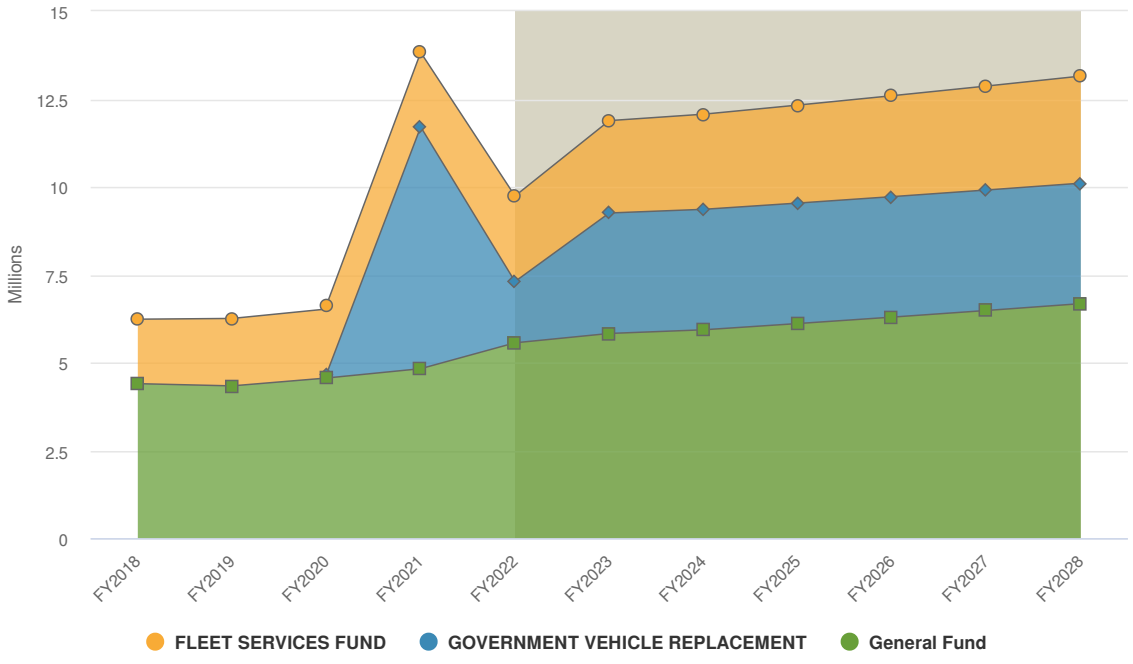

Grey background indicates budgeted figures.

Name	Account ID	FY2022 Amended Budget	FY2022 Actual	FY2023 Budgeted	FY2022 Amended Budget vs. FY2023 Budgeted (% Change)	Notes
General Fund						
GENERAL FUND						
REGULAR SALARIES	1000-12-1201-000000-601010	$550,927.00	$415,257.52	$601,170.00	9.1%	
OVERTIME	1000-12-1201-000000-601030	$0.00	$228.88	$152.00	N/A	
EMPLOYEE PAYOFF	1000-12-1201-000000-601070	$0.00	$3,392.11	$0.00	0%	
REGULAR SALARIES	1000-13-1303-000000-601010	$1,046,160.00	$835,094.30	$1,264,497.00	20.9%	
PART TIME - REGULAR	1000-13-1303-000000-601020	$12,000.00	$23,031.00	$16,536.00	37.8%	
OVERTIME	1000-13-1303-000000-601030	$5,100.00	$16,191.68	$15,833.00	210.5%	
EMPLOYEE PAYOFF	1000-13-1303-000000-601070	$0.00	$3,402.83	$0.00	0%	
GF-PURCHAS -GROUP HEALTH	1000-12-1201-000000-612101	$61,576.00	$47,336.82	$64,000.00	3.9%	
GF-PURCHAS -GROUP LIFE	1000-12-1201-000000-612102	$351.00	$269.29	$371.00	5.7%	
GF-PURCHAS -SOC SEC-MEDIC	1000-12-1201-000000-612200	$42,146.00	$30,246.92	$46,001.00	9.1%	
GF-PURCHAS -PENSION-	1000-12-1201-000000-612300	$82,639.00	$62,832.06	$90,198.00	9.1%	
GF-PURCHAS -WORK COMP	1000-12-1201-000000-612600	$2,390.00	$1,948.15	$2,562.00	7.2%	
GF-FACILTY -GROUP HEALTH	1000-13-1303-000000-612101	$177,032.00	$142,395.32	$200,052.00	13%	
GF-FACILTY -GROUP LIFE	1000-13-1303-000000-612102	$850.00	$678.12	$1,026.00	20.7%	
GF-FACILTY -SOC SEC-MEDIC	1000-13-1303-000000-612200	$81,339.00	$65,608.40	$99,212.00	22%	
GF-FACILTY -PENSION-	1000-13-1303-000000-612300	$157,141.00	$128,203.48	$192,050.00	22.2%	
GF-FACILTY -WORK COMP	1000-13-1303-000000-612600	$42,767.00	$35,737.50	$49,069.00	14.7%	
GF-PURCHAS -SPEC SVC	1000-12-1201-000000-623100	$200.00	$0.00	$200.00	0%	
GF-FACILTY -SPEC SVC	1000-13-1303-000000-623100	$1,434,054.00	$946,047.70	$1,205,498.00	-15.9%	
GF-FACILTY -SPEC SVC-TEMPS	1000-13-1303-000000-623105	$25,000.00	$24,265.55	$25,000.00	0%	
GF-FACILTY -UTIL SVC -WATER	1000-13-1303-000000-634101	$5,610.00	$8,371.55	$13,500.00	140.6%	
GF-FACILTY -UTIL SVC-REFUSE	1000-13-1303-000000-634102	$0.00	$401.19	$777.00	N/A	
GF-FACILTY -UTIL SVC-SEWER	1000-13-1303-000000-634103	$1,452.00	$1,326.28	$2,500.00	72.2%	

Name	Account ID	FY2022 Amended Budget	FY2022 Actual	FY2023 Budgeted	FY2022 Amended Budget vs. FY2023 Budgeted (% Change)	Notes
GF-PURCHAS -MAINT - EQUIP	1000-12-1201-000000-644801	$650.00	$0.00	$650.00	0%	
GF-FACILTY -MAINT OF BUILDINGS	1000-13-1303-000000-644701	$629,490.00	$193,691.95	$620,310.00	-1.5%	
GF-FACILTY -MAINT - SIGNS&MARK	1000-13-1303-000000-644711	$488.00	$472.20	$488.00	0%	
GF-FACILITY MAINT -OTHR STRUCT	1000-13-1303-000000-644717	$11,802.00	$7,156.87	$11,802.00	0%	
GF-FACILTY -MAINT - EQUIP	1000-13-1303-000000-644801	$13,677.00	$1,991.74	$13,677.00	0%	
GF-FACILTY -MAINT - VEH PARTS	1000-13-1303-000000-644803	$17,327.00	$6,548.16	$12,267.00	-29.2%	
GF-FACILTY -MAINT-VEH-OUTSIDE	1000-13-1303-000000-644805	$7,500.00	$1,736.32	$9,487.00	26.5%	
GF-FACILTY -MAINT - VEH - MISC	1000-13-1303-000000-644810	$2,500.00	$8,893.99	$989.00	-60.4%	
GF-FACILTY -MAINT - HEAT/COOL	1000-13-1303-000000-644812	$620,944.90	$583,935.66	$572,320.00	-7.8%	
GF-FACILTY -MAINT - OTHER	1000-13-1303-000000-644815	$172,614.00	$128,715.10	$204,164.00	18.3%	
GF-FACILTY-MAINT-FLEET SVC	1000-13-1303-000000-644825	$17,807.00	$14,839.20	$0.00	-100%	
GF-PURCHAS -INSUR - PROPERTY	1000-12-1201-000000-655100	$1,098.00	$1,098.00	$1,419.00	29.2%	
GF-PURCHAS -INSUR - GEN LIAB	1000-12-1201-000000-655300	$2,942.00	$2,942.00	$968.00	-67.1%	
GF-PURCHAS - COMMUNICATIONS	1000-12-1201-000000-655600	$1,020.00	$981.65	$1,020.00	0%	
GF-PURCHAS -CELL PHONES	1000-12-1201-000000-655602	$1,740.00	$1,726.91	$1,740.00	0%	
GF-PURCHAS -ADVERT-LEGAL ADS	1000-12-1201-000000-655702	$4,800.00	$7,511.40	$4,800.00	0%	
GF-PURCHAS - TRAVEL&TRAIN	1000-12-1201-000000-655800	$4,200.00	$120.51	$4,400.00	4.8%	
GF-PURCHAS -DUES AND MEMB	1000-12-1201-000000-655850	$200.00	$200.00	$200.00	0%	
GF-PURCHAS -OTH PURCHSVC-EQUIP	1000-12-1201-000000-655901	$2,988.00	$1,392.88	$2,988.00	0%	
GF-FACILTY -INSUR - PROPERTY	1000-13-1303-000000-655100	$3,145.00	$3,145.00	$4,063.00	29.2%	
GF-FACILTY -INSUR - AUTO LIAB	1000-13-1303-000000-655200	$8,480.00	$8,480.00	$12,486.00	47.2%	
GF-FACILTY -INSUR - GEN LIAB	1000-13-1303-000000-655300	$13,871.00	$13,871.00	$5,947.00	-57.1%	
GF-FACILTY - COMMUNICATIONS	1000-13-1303-000000-655600	$10,020.00	$9,967.85	$10,020.00	0%	
GF-FACILTY -CELL PHONES	1000-13-1303-000000-655602	$7,644.00	$6,122.66	$11,004.00	44%	

Name	Account ID	FY2022 Amended Budget	FY2022 Actual	FY2023 Budgeted	FY2022 Amended Budget vs. FY2023 Budgeted (% Change)	Notes
GF-FACILTY -ADVERTISING	1000-13-1303-000000-655700	$37.00	$0.00	$37.00	0%	
GF-FACILTY -ADVERT-LEGAL ADS	1000-13-1303-000000-655702	$1,160.00	$222.40	$4,660.00	301.7%	
GF-FACILTY -TRAVEL&TRAIN	1000-13-1303-000000-655800	$1,248.00	$219.57	$28,648.00	2,195.5%	
GF-FACILTY -DUES AND MEMB	1000-13-1303-000000-655850	$905.00	$955.88	$1,810.00	100%	
GF-FACILTY -OTH PURCHSVC-EQUIP	1000-13-1303-000000-655901	$13,705.00	$333,163.84	$15,205.00	10.9%	
GF-PURCHAS -SUPPL -OFFICE	1000-12-1201-000000-666101	$1,575.00	$1,268.73	$1,575.00	0%	
GF-PURCHAS -SUPPL-MINOR TOOLS	1000-12-1201-000000-666102	$150.00	$89.51	$150.00	0%	
GF-PURCHAS -SUPPL -NON-EXPEND	1000-12-1201-000000-666103	$700.00	$1,882.48	$500.00	-28.6%	
GF-PURCHAS -SUPPL -SOFTWARE	1000-12-1201-000000-666104	$700.00	$0.00	$700.00	0%	
GF-PURCHAS -SUPPL-CHEMIC&MEDIC	1000-12-1201-000000-666106	$100.00	$177.20	$100.00	0%	
GF-PURCHAS -SUPPL-JANITOR/MECH	1000-12-1201-000000-666107	$250.00	$104.34	$250.00	0%	
GF-PURCHAS -SUPPL -OTHER	1000-12-1201-000000-666110	$100.00	$66.03	$100.00	0%	
GF-PURCHAS -ENERGY -ELECTRIC	1000-12-1201-000000-666202	$5,800.00	$4,106.48	$5,292.00	-8.8%	
GF-PURCHAS -ENER-PROP/BUT/ACET	1000-12-1201-000000-666205	$450.00	$348.00	$546.00	21.3%	
GF-FACILTY -SUPPL -OFFICE	1000-13-1303-000000-666101	$1,539.00	$907.19	$1,539.00	0%	
GF-FACILTY -SUPPL-MINOR TOOLS	1000-13-1303-000000-666102	$46,339.00	$31,945.46	$50,843.00	9.7%	
GF-FACILTY -SUPPL - NON-EXPEND	1000-13-1303-000000-666103	$18,000.00	$11,005.13	$18,200.00	1.1%	
GF-FACILTY -SUPPLIES -SOFTWARE	1000-13-1303-000000-666104	$0.00	$5,879.00	$0.00	0%	
GF-FACILTY -SUPPL-WEAR-APPARL	1000-13-1303-000000-666105	$5,980.00	$6,000.66	$6,834.00	14.3%	
GF-FACILTY -SUPPL-CHEMIC&MEDIC	1000-13-1303-000000-666106	$1,861.00	$4,219.55	$1,861.00	0%	
GF-FACILTY -SUPPL-JANITOR/MECH	1000-13-1303-000000-666107	$102,222.00	$90,139.73	$102,222.00	0%	
GF-FACILTY -SUPPL -OTHER	1000-13-1303-000000-666110	$22,607.00	$15,117.18	$22,607.00	0%	
GF-FACILTY -ENERGY-HEAT&FUEL	1000-13-1303-000000-666201	$5,310.00	$2,990.96	$3,389.00	-36.2%	
GF-FACILTY -ENERGY -ELECTRIC	1000-13-1303-000000-666202	$20,400.00	$13,763.37	$17,714.00	-13.2%	

Name	Account ID	FY2022 Amended Budget	FY2022 Actual	FY2023 Budgeted	FY2022 Amended Budget vs. FY2023 Budgeted (% Change)	Notes
GF-FACILTY -ENER-PROP/BUT/ACET	1000-13-1303-000000-666205	$350.00	$60.48	$28.00	-92%	
GF-FACILTY -FUEL&LUBR -UNLEAD	1000-13-1303-000000-666301	$17,496.00	$17,185.50	$24,700.00	41.2%	
GF-FACILTY -FUEL&LUB-DIESEL	1000-13-1303-000000-666302	$1,962.00	$822.98	$3,135.00	59.8%	
GF-FACILTY -FUEL&LUBR -LUBRS	1000-13-1303-000000-666303	$48.00	$51.63	$40.00	-16.7%	
GF-FACILTY -FLT SVC ALLOC.	1000-13-1303-000000-666825	$2,568.00	$2,140.00	$39,582.00	1,441.4%	
P-CARD !!! MUST CHANGE !!!	1000-12-1201-000000-6PCARD	$0.00	$107,926.94	$0.00	0%	
MACHINERY & EQUIP -VEHICLES	1000-13-1303-000000-757404		$0.00	$75,896.00	N/A	
Total GENERAL FUND:		**$5,559,243.90**	**$4,450,567.92**	**$5,825,576.00**	**4.8%**	
Total General Fund:		**$5,559,243.90**	**$4,450,567.92**	**$5,825,576.00**	**4.8%**	
GOVERNMENT VEHICLE REPLACEMENT						
GOV-VEHICL -MACH & EQUIP - VEH	4008-12-1299-000000-757404	$1,700,000.00	$0.00	$1,450,000.00	-14.7%	
GOV-VEHICL-REPLACE-STREETS	4008-12-1299-000000-757404-DP18	$0.00	$205,150.00	$0.00	0%	
GOV-VEHICL-REPLACE-POLICE	4008-12-1299-000000-757404-DP23	$44,508.50	$44,508.50	$1,980,000.00	4,348.6%	
Total GOVERNMENT VEHICLE REPLACEMENT:		**$1,744,508.50**	**$249,658.50**	**$3,430,000.00**	**96.6%**	
FLEET SERVICES FUND						
REGULAR SALARIES	6004-82-8211-000000-601010	$1,210,371.00	$949,908.23	$1,374,247.00	13.5%	
PART TIME - REGULAR	6004-82-8211-000000-601020	$38,119.00	$0.00	$93,426.00	145.1%	
OVERTIME	6004-82-8211-000000-601030	$1,200.00	$298.54	$697.00	-41.9%	
EMPLOYEE PAYOFF	6004-82-8211-000000-601070	$0.00	$8,037.79	$0.00	0%	
FLEET -GROUP HEALTH	6004-82-8211-000000-612101	$215,517.00	$172,862.79	$224,000.00	3.9%	
FLEET -GROUP LIFE	6004-82-8211-000000-612102	$1,032.00	$833.56	$1,196.00	15.9%	
FLEET -SOC SEC-MEDIC	6004-82-8211-000000-612200	$95,601.00	$70,138.99	$112,542.00	17.7%	
FLEET -PENSION-	6004-82-8211-000000-612300	$181,564.00	$143,736.81	$206,658.00	13.8%	
FLEET -WORK COMP	6004-82-8211-000000-612600	$35,338.00	$25,321.85	$41,532.00	17.5%	

Name	Account ID	FY2022 Amended Budget	FY2022 Actual	FY2023 Budgeted	FY2022 Amended Budget vs. FY2023 Budgeted (% Change)	Notes
FLEET -SPEC SVC	6004-82-8211-000000-623100	$96,188.00	$49,129.49	$13,917.00	-85.5%	
FLEETEQUIP -SPEC SVC-TEMPS	6004-82-8211-000000-623105	$1,000.00	$0.00	$1,000.00	0%	
FLEET -IT SERVICES	6004-82-8211-000000-623106	$0.00	$0.00	$95,993.00	N/A	
FLEET -UTIL SVC - WATER	6004-82-8211-000000-634101	$3,129.00	$3,542.51	$6,000.00	91.8%	
FLEET -UTIL SVC-REFUSE	6004-82-8211-000000-634102	$1,740.00	$1,771.92	$1,998.00	14.8%	
FLEET -UTIL SVC - SEWER	6004-82-8211-000000-634103	$2,200.00	$3,440.14	$6,000.00	172.7%	
FLEET -MAINT - EQUIP	6004-82-8211-000000-644801	$14,093.00	$14,563.79	$12,093.00	-14.2%	
FLEET -MAINT - VEH PARTS	6004-82-8211-000000-644803	$12,504.00	$7,940.89	$8,863.00	-29.1%	
FLEET -MAINT-VEH-OUTSIDE	6004-82-8211-000000-644805	$5,500.00	$1,274.07	$16,213.00	194.8%	
FLEET -MAINT - VEH - MISC	6004-82-8211-000000-644810	$1,250.00	$998.00	$1,073.00	-14.2%	
FLEET -MAINT - OTHER	6004-82-8211-000000-644815	$21,200.00	$18,115.14	$21,200.00	0%	
VEHPOOL -MAINT - VEH PARTS	6004-82-8215-000000-644803	$4,000.00	$0.00	$0.00	-100%	
VEHPOOL -MAINT-VEH-OUTSIDE	6004-82-8215-000000-644805	$500.00	$0.00	$0.00	-100%	
FLEET -INSUR - PROPERTY	6004-82-8211-000000-655100	$1,884.00	$1,884.00	$2,434.00	29.2%	
FLEET -INSUR - AUTO LIAB	6004-82-8211-000000-655200	$6,486.00	$6,486.00	$9,394.00	44.8%	
FLEET -INSUR - GEN LIAB	6004-82-8211-000000-655300	$10,089.00	$10,089.00	$2,957.00	-70.7%	
FLEET -COMMUNICATIONS	6004-82-8211-000000-655600	$3,000.00	$3,153.50	$3,000.00	0%	
FLEET -CELL PHONES	6004-82-8211-000000-655602	$4,000.00	$3,141.59	$4,000.00	0%	
FLEET -ADVERTISING	6004-82-8211-000000-655700	$100.00	$0.00	$100.00	0%	
FLEET -TRAVEL&TRAIN	6004-82-8211-000000-655800	$8,018.00	$4,066.75	$8,018.00	0%	
FLEET -DUES AND MEMB	6004-82-8211-000000-655850	$750.00	$430.00	$750.00	0%	
FLEET -OTH PURCHSVC-EQUIP	6004-82-8211-000000-655901	$3,486.00	$4,106.11	$4,411.00	26.5%	
FLEET -OTH PURCHSVC-OTHR	6004-82-8211-000000-655909	$100.00	$28.70	$100.00	0%	
FLEET -SUPPL - OFFICE	6004-82-8211-000000-666101	$2,415.00	$1,479.03	$2,415.00	0%	

Name	Account ID	FY2022 Amended Budget	FY2022 Actual	FY2023 Budgeted	FY2022 Amended Budget vs. FY2023 Budgeted (% Change)	Notes
FLEET -SUPPL-MINOR TOOLS	6004-82-8211-000000-666102	$6,904.00	$5,280.15	$6,904.00	0%	
FLEET -SUPPL - NON-EXPEND	6004-82-8211-000000-666103	$340.00	$25.99	$0.00	-100%	
FLEET -SUPPL-WEAR-APPARL	6004-82-8211-000000-666105	$6,204.00	$5,765.12	$7,404.00	19.3%	
FLEET -SUPPL-CHEMIC&MEDIC	6004-82-8211-000000-666106	$1,888.00	$2,015.77	$2,388.00	26.5%	
FLEET -SUPPL-JANITOR/MECH	6004-82-8211-000000-666107	$7,032.00	$6,784.53	$7,032.00	0%	
FLEET -SUPPL - OTHER	6004-82-8211-000000-666110	$1,128.00	$663.37	$1,128.00	0%	
FLEET -ENERGY-HEAT&FUEL	6004-82-8211-000000-666201	$8,400.00	$7,880.06	$8,149.00	-3%	
FLEET -ENERGY -ELECTRIC	6004-82-8211-000000-666202	$16,200.00	$11,598.33	$15,071.00	-7%	
FLEET -ENER-PROP/BUT/ACET	6004-82-8211-000000-666205	$1,200.00	$1,757.04	$1,388.00	15.7%	
FLEET -FUEL&LUBR -UNLEAD	6004-82-8211-000000-666301	$3,997.00	$6,421.64	$7,196.00	80%	
FLEET -FUEL&LUB-DIESEL	6004-82-8211-000000-666302	$4,975.00	$4,849.83	$7,498.00	50.7%	
FLEET -FUEL&LUBR -LUBRS	6004-82-8211-000000-666303	$500.00	$24.96	$38.00	-92.4%	
VEHPOOL -FUEL&LUBR -UNLEAD	6004-82-8215-000000-666301	$73.00	$0.00	$0.00	-100%	
VEHPOOL -FUEL&LUBR -LUBRS	6004-82-8215-000000-666303	$50.00	$0.00	$0.00	-100%	
FLEET -OTH EXPS-INDIRECT	6004-82-8211-000000-678304	$367,549.00	$306,290.80	$289,197.00	-21.3%	
FLEET -MACH & EQUIP -MACH	6004-82-8211-000000-757402	$25,989.00	$10,989.00	$0.00	-100%	
Total FLEET SERVICES FUND:		**$2,434,803.00**	**$1,877,125.78**	**$2,629,620.00**	**8%**	
Total:		**$9,738,555.40**	**$6,577,352.20**	**$11,885,196.00**	**22%**	

Expenditures by Expense Type

Budgeted Expenditures by Expense Type

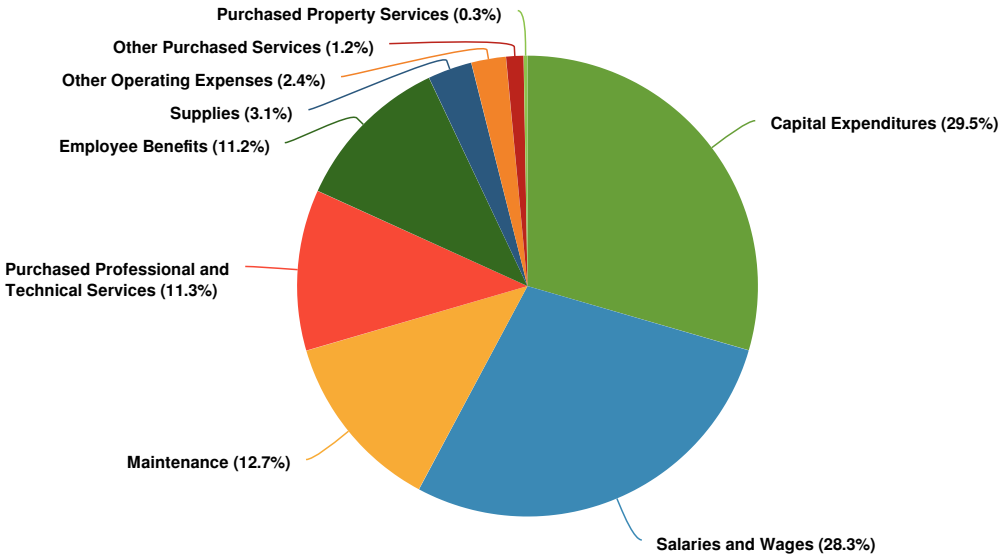

Budgeted and Historical Expenditures by Expense Type

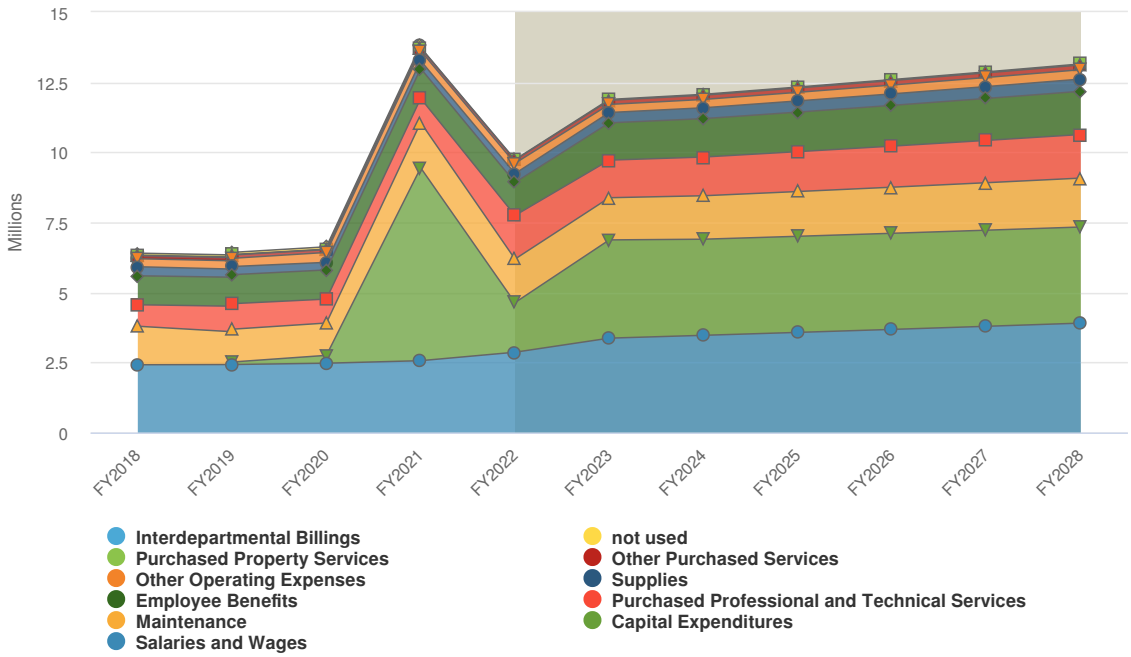

Grey background indicates budgeted figures.

Name	Account ID	FY2022 Amended Budget	FY2022 Actual	FY2023 Budgeted	FY2022 Amended Budget vs. FY2023 Budgeted (% Change)	Notes
Expense Objects						
Salaries and Wages						
REGULAR SALARIES	1000-12-1201-000000-601010	$550,927.00	$415,257.52	$601,170.00	9.1%	
OVERTIME	1000-12-1201-000000-601030	$0.00	$228.88	$152.00	N/A	
EMPLOYEE PAYOFF	1000-12-1201-000000-601070	$0.00	$3,392.11	$0.00	0%	
REGULAR SALARIES	1000-13-1303-000000-601010	$1,046,160.00	$835,094.30	$1,264,497.00	20.9%	
PART TIME - REGULAR	1000-13-1303-000000-601020	$12,000.00	$23,031.00	$16,536.00	37.8%	
OVERTIME	1000-13-1303-000000-601030	$5,100.00	$16,191.68	$15,833.00	210.5%	
EMPLOYEE PAYOFF	1000-13-1303-000000-601070	$0.00	$3,402.83	$0.00	0%	
REGULAR SALARIES	6004-82-8211-000000-601010	$1,210,371.00	$949,908.23	$1,374,247.00	13.5%	
PART TIME - REGULAR	6004-82-8211-000000-601020	$38,119.00	$0.00	$93,426.00	145.1%	
OVERTIME	6004-82-8211-000000-601030	$1,200.00	$298.54	$697.00	-41.9%	
EMPLOYEE PAYOFF	6004-82-8211-000000-601070	$0.00	$8,037.79	$0.00	0%	
Total Salaries and Wages:		**$2,863,877.00**	**$2,254,842.88**	**$3,366,558.00**	**17.6%**	
Employee Benefits						
GF-PURCHAS -GROUP HEALTH	1000-12-1201-000000-612101	$61,576.00	$47,336.82	$64,000.00	3.9%	
GF-PURCHAS -GROUP LIFE	1000-12-1201-000000-612102	$351.00	$269.29	$371.00	5.7%	
GF-PURCHAS -SOC SEC-MEDIC	1000-12-1201-000000-612200	$42,146.00	$30,246.92	$46,001.00	9.1%	
GF-PURCHAS -PENSION-	1000-12-1201-000000-612300	$82,639.00	$62,832.06	$90,198.00	9.1%	
GF-PURCHAS -WORK COMP	1000-12-1201-000000-612600	$2,390.00	$1,948.15	$2,562.00	7.2%	
GF-FACILTY -GROUP HEALTH	1000-13-1303-000000-612101	$177,032.00	$142,395.32	$200,052.00	13%	
GF-FACILTY -GROUP LIFE	1000-13-1303-000000-612102	$850.00	$678.12	$1,026.00	20.7%	
GF-FACILTY -SOC SEC-MEDIC	1000-13-1303-000000-612200	$81,339.00	$65,608.40	$99,212.00	22%	
GF-FACILTY -PENSION-	1000-13-1303-000000-612300	$157,141.00	$128,203.48	$192,050.00	22.2%	
GF-FACILTY -WORK COMP	1000-13-1303-000000-612600	$42,767.00	$35,737.50	$49,069.00	14.7%	

Name	Account ID	FY2022 Amended Budget	FY2022 Actual	FY2023 Budgeted	FY2022 Amended Budget vs. FY2023 Budgeted (% Change)	Notes
FLEET -GROUP HEALTH	6004-82-8211-000000-612101	$215,517.00	$172,862.79	$224,000.00	3.9%	
FLEET -GROUP LIFE	6004-82-8211-000000-612102	$1,032.00	$833.56	$1,196.00	15.9%	
FLEET -SOC SEC-MEDIC	6004-82-8211-000000-612200	$95,601.00	$70,138.99	$112,542.00	17.7%	
FLEET -PENSION-	6004-82-8211-000000-612300	$181,564.00	$143,736.81	$206,658.00	13.8%	
FLEET -WORK COMP	6004-82-8211-000000-612600	$35,338.00	$25,321.85	$41,532.00	17.5%	
Total Employee Benefits:		**$1,177,283.00**	**$928,150.06**	**$1,330,469.00**	**13%**	
Purchased Professional and Technical Services						
GF-PURCHAS -SPEC SVC	1000-12-1201-000000-623100	$200.00	$0.00	$200.00	0%	
GF-FACILTY -SPEC SVC	1000-13-1303-000000-623100	$1,434,054.00	$946,047.70	$1,205,498.00	-15.9%	
GF-FACILTY -SPEC SVC-TEMPS	1000-13-1303-000000-623105	$25,000.00	$24,265.55	$25,000.00	0%	
FLEET -SPEC SVC	6004-82-8211-000000-623100	$96,188.00	$49,129.49	$13,917.00	-85.5%	
FLEETEQUIP -SPEC SVC-TEMPS	6004-82-8211-000000-623105	$1,000.00	$0.00	$1,000.00	0%	
FLEET -IT SERVICES	6004-82-8211-000000-623106	$0.00	$0.00	$95,993.00	N/A	
Total Purchased Professional and Technical Services:		**$1,556,442.00**	**$1,019,442.74**	**$1,341,608.00**	**-13.8%**	
Purchased Property Services						
GF-FACILTY -UTIL SVC - WATER	1000-13-1303-000000-634101	$5,610.00	$8,371.55	$13,500.00	140.6%	
GF-FACILTY -UTIL SVC-REFUSE	1000-13-1303-000000-634102	$0.00	$401.19	$777.00	N/A	
GF-FACILTY -UTIL SVC-SEWER	1000-13-1303-000000-634103	$1,452.00	$1,326.28	$2,500.00	72.2%	
FLEET -UTIL SVC - WATER	6004-82-8211-000000-634101	$3,129.00	$3,542.51	$6,000.00	91.8%	
FLEET -UTIL SVC-REFUSE	6004-82-8211-000000-634102	$1,740.00	$1,771.92	$1,998.00	14.8%	
FLEET -UTIL SVC - SEWER	6004-82-8211-000000-634103	$2,200.00	$3,440.14	$6,000.00	172.7%	
Total Purchased Property Services:		**$14,131.00**	**$18,853.59**	**$30,775.00**	**117.8%**	
Maintenance						

Name	Account ID	FY2022 Amended Budget	FY2022 Actual	FY2023 Budgeted	FY2022 Amended Budget vs. FY2023 Budgeted (% Change)	Notes
GF-PURCHAS -MAINT - EQUIP	1000-12-1201-000000-644801	$650.00	$0.00	$650.00	0%	
GF-FACILTY -MAINT OF BUILDINGS	1000-13-1303-000000-644701	$629,490.00	$193,691.95	$620,310.00	-1.5%	
GF-FACILTY -MAINT - SIGNS&MARK	1000-13-1303-000000-644711	$488.00	$472.20	$488.00	0%	
GF-FACILITY MAINT -OTHR STRUCT	1000-13-1303-000000-644717	$11,802.00	$7,156.87	$11,802.00	0%	
GF-FACILTY -MAINT - EQUIP	1000-13-1303-000000-644801	$13,677.00	$1,991.74	$13,677.00	0%	
GF-FACILTY -MAINT - VEH PARTS	1000-13-1303-000000-644803	$17,327.00	$6,548.16	$12,267.00	-29.2%	
GF-FACILTY -MAINT-VEH-OUTSIDE	1000-13-1303-000000-644805	$7,500.00	$1,736.32	$9,487.00	26.5%	
GF-FACILTY -MAINT - VEH - MISC	1000-13-1303-000000-644810	$2,500.00	$8,893.99	$989.00	-60.4%	
GF-FACILTY -MAINT - HEAT/COOL	1000-13-1303-000000-644812	$620,944.90	$583,935.66	$572,320.00	-7.8%	
GF-FACILTY -MAINT - OTHER	1000-13-1303-000000-644815	$172,614.00	$128,715.10	$204,164.00	18.3%	
GF-FACILTY-MAINT-FLEET SVC	1000-13-1303-000000-644825	$17,807.00	$14,839.20	$0.00	-100%	
FLEET -MAINT - EQUIP	6004-82-8211-000000-644801	$14,093.00	$14,563.79	$12,093.00	-14.2%	
FLEET -MAINT - VEH PARTS	6004-82-8211-000000-644803	$12,504.00	$7,940.89	$8,863.00	-29.1%	
FLEET -MAINT-VEH-OUTSIDE	6004-82-8211-000000-644805	$5,500.00	$1,274.07	$16,213.00	194.8%	
FLEET -MAINT - VEH - MISC	6004-82-8211-000000-644810	$1,250.00	$998.00	$1,073.00	-14.2%	
FLEET -MAINT - OTHER	6004-82-8211-000000-644815	$21,200.00	$18,115.14	$21,200.00	0%	
VEHPOOL -MAINT - VEH PARTS	6004-82-8215-000000-644803	$4,000.00	$0.00	$0.00	-100%	
VEHPOOL -MAINT-VEH-OUTSIDE	6004-82-8215-000000-644805	$500.00	$0.00	$0.00	-100%	
Total Maintenance:		**$1,553,846.90**	**$990,873.08**	**$1,505,596.00**	**-3.1%**	
Other Purchased Services						
GF-PURCHAS -INSUR - PROPERTY	1000-12-1201-000000-655100	$1,098.00	$1,098.00	$1,419.00	29.2%	
GF-PURCHAS -INSUR - GEN LIAB	1000-12-1201-000000-655300	$2,942.00	$2,942.00	$968.00	-67.1%	
GF-PURCHAS - COMMUNICATIONS	1000-12-1201-000000-655600	$1,020.00	$981.65	$1,020.00	0%	
GF-PURCHAS -CELL PHONES	1000-12-1201-000000-655602	$1,740.00	$1,726.91	$1,740.00	0%	

Name	Account ID	FY2022 Amended Budget	FY2022 Actual	FY2023 Budgeted	FY2022 Amended Budget vs. FY2023 Budgeted (% Change)	Notes
GF-PURCHAS -ADVERT-LEGAL ADS	1000-12-1201-000000-655702	$4,800.00	$7,511.40	$4,800.00	0%	
GF-PURCHAS -TRAVEL&TRAIN	1000-12-1201-000000-655800	$4,200.00	$120.51	$4,400.00	4.8%	
GF-PURCHAS -DUES AND MEMB	1000-12-1201-000000-655850	$200.00	$200.00	$200.00	0%	
GF-PURCHAS -OTH PURCHSVC-EQUIP	1000-12-1201-000000-655901	$2,988.00	$1,392.88	$2,988.00	0%	
GF-FACILTY -INSUR - PROPERTY	1000-13-1303-000000-655100	$3,145.00	$3,145.00	$4,063.00	29.2%	
GF-FACILTY -INSUR - AUTO LIAB	1000-13-1303-000000-655200	$8,480.00	$8,480.00	$12,486.00	47.2%	
GF-FACILTY -INSUR - GEN LIAB	1000-13-1303-000000-655300	$13,871.00	$13,871.00	$5,947.00	-57.1%	
GF-FACILTY -COMMUNICATIONS	1000-13-1303-000000-655600	$10,020.00	$9,967.85	$10,020.00	0%	
GF-FACILTY -CELL PHONES	1000-13-1303-000000-655602	$7,644.00	$6,122.66	$11,004.00	44%	
GF-FACILTY -ADVERTISING	1000-13-1303-000000-655700	$37.00	$0.00	$37.00	0%	
GF-FACILTY -ADVERT-LEGAL ADS	1000-13-1303-000000-655702	$1,160.00	$222.40	$4,660.00	301.7%	
GF-FACILTY -TRAVEL&TRAIN	1000-13-1303-000000-655800	$1,248.00	$219.57	$28,648.00	2,195.5%	
GF-FACILTY -DUES AND MEMB	1000-13-1303-000000-655850	$905.00	$955.88	$1,810.00	100%	
GF-FACILTY -OTH PURCHSVC-EQUIP	1000-13-1303-000000-655901	$13,705.00	$333,163.84	$15,205.00	10.9%	
FLEET -INSUR - PROPERTY	6004-82-8211-000000-655100	$1,884.00	$1,884.00	$2,434.00	29.2%	
FLEET -INSUR - AUTO LIAB	6004-82-8211-000000-655200	$6,486.00	$6,486.00	$9,394.00	44.8%	
FLEET -INSUR - GEN LIAB	6004-82-8211-000000-655300	$10,089.00	$10,089.00	$2,957.00	-70.7%	
FLEET -COMMUNICATIONS	6004-82-8211-000000-655600	$3,000.00	$3,153.50	$3,000.00	0%	
FLEET -CELL PHONES	6004-82-8211-000000-655602	$4,000.00	$3,141.59	$4,000.00	0%	
FLEET -ADVERTISING	6004-82-8211-000000-655700	$100.00	$0.00	$100.00	0%	
FLEET -TRAVEL&TRAIN	6004-82-8211-000000-655800	$8,018.00	$4,066.75	$8,018.00	0%	
FLEET -DUES AND MEMB	6004-82-8211-000000-655850	$750.00	$430.00	$750.00	0%	
FLEET -OTH PURCHSVC-EQUIP	6004-82-8211-000000-655901	$3,486.00	$4,106.11	$4,411.00	26.5%	
FLEET -OTH PURCHSVC-OTHR	6004-82-8211-000000-655909	$100.00	$28.70	$100.00	0%	

Name	Account ID	FY2022 Amended Budget	FY2022 Actual	FY2023 Budgeted	FY2022 Amended Budget vs. FY2023 Budgeted (% Change)	Notes
Total Other Purchased Services:		**$117,116.00**	**$425,507.20**	**$146,579.00**	**25.2%**	
Supplies						
GF-PURCHAS -SUPPL - OFFICE	1000-12-1201-000000-666101	$1,575.00	$1,268.73	$1,575.00	0%	
GF-PURCHAS -SUPPL-MINOR TOOLS	1000-12-1201-000000-666102	$150.00	$89.51	$150.00	0%	
GF-PURCHAS -SUPPL - NON-EXPEND	1000-12-1201-000000-666103	$700.00	$1,882.48	$500.00	-28.6%	
GF-PURCHAS -SUPPL - SOFTWARE	1000-12-1201-000000-666104	$700.00	$0.00	$700.00	0%	
GF-PURCHAS -SUPPL-CHEMIC&MEDIC	1000-12-1201-000000-666106	$100.00	$177.20	$100.00	0%	
GF-PURCHAS -SUPPL-JANITOR/MECH	1000-12-1201-000000-666107	$250.00	$104.34	$250.00	0%	
GF-PURCHAS -SUPPL - OTHER	1000-12-1201-000000-666110	$100.00	$66.03	$100.00	0%	
GF-PURCHAS -ENERGY - ELECTRIC	1000-12-1201-000000-666202	$5,800.00	$4,106.48	$5,292.00	-8.8%	
GF-PURCHAS -ENER-PROP/BUT/ACET	1000-12-1201-000000-666205	$450.00	$348.00	$546.00	21.3%	
GF-FACILTY -SUPPL - OFFICE	1000-13-1303-000000-666101	$1,539.00	$907.19	$1,539.00	0%	
GF-FACILTY -SUPPL-MINOR TOOLS	1000-13-1303-000000-666102	$46,339.00	$31,945.46	$50,843.00	9.7%	
GF-FACILTY -SUPPL - NON-EXPEND	1000-13-1303-000000-666103	$18,000.00	$11,005.13	$18,200.00	1.1%	
GF-FACILTY -SUPPLIES - SOFTWARE	1000-13-1303-000000-666104	$0.00	$5,879.00	$0.00	0%	
GF-FACILTY -SUPPL-WEAR-APPARL	1000-13-1303-000000-666105	$5,980.00	$6,000.66	$6,834.00	14.3%	
GF-FACILTY -SUPPL-CHEMIC&MEDIC	1000-13-1303-000000-666106	$1,861.00	$4,219.55	$1,861.00	0%	
GF-FACILTY -SUPPL-JANITOR/MECH	1000-13-1303-000000-666107	$102,222.00	$90,139.73	$102,222.00	0%	
GF-FACILTY -SUPPL - OTHER	1000-13-1303-000000-666110	$22,607.00	$15,117.18	$22,607.00	0%	
GF-FACILTY -ENERGY-HEAT&FUEL	1000-13-1303-000000-666201	$5,310.00	$2,990.96	$3,389.00	-36.2%	
GF-FACILTY -ENERGY - ELECTRIC	1000-13-1303-000000-666202	$20,400.00	$13,763.37	$17,714.00	-13.2%	
GF-FACILTY -ENER-PROP/BUT/ACET	1000-13-1303-000000-666205	$350.00	$60.48	$28.00	-92%	
GF-FACILTY -FUEL&LUBR - UNLEAD	1000-13-1303-000000-666301	$17,496.00	$17,185.50	$24,700.00	41.2%	

Name	Account ID	FY2022 Amended Budget	FY2022 Actual	FY2023 Budgeted	FY2022 Amended Budget vs. FY2023 Budgeted (% Change)	Notes
GF-FACILTY -FUEL&LUB-DIESEL	1000-13-1303-000000-666302	$1,962.00	$822.98	$3,135.00	59.8%	
GF-FACILTY -FUEL&LUBR -LUBRS	1000-13-1303-000000-666303	$48.00	$51.63	$40.00	-16.7%	
GF-FACILTY -FLT SVC ALLOC.	1000-13-1303-000000-666825	$2,568.00	$2,140.00	$39,582.00	1,441.4%	
FLEET -SUPPL - OFFICE	6004-82-8211-000000-666101	$2,415.00	$1,479.03	$2,415.00	0%	
FLEET -SUPPL-MINOR TOOLS	6004-82-8211-000000-666102	$6,904.00	$5,280.15	$6,904.00	0%	
FLEET -SUPPL - NON-EXPEND	6004-82-8211-000000-666103	$340.00	$25.99	$0.00	-100%	
FLEET -SUPPL-WEAR-APPARL	6004-82-8211-000000-666105	$6,204.00	$5,765.12	$7,404.00	19.3%	
FLEET -SUPPL-CHEMIC&MEDIC	6004-82-8211-000000-666106	$1,888.00	$2,015.77	$2,388.00	26.5%	
FLEET -SUPPL-JANITOR/MECH	6004-82-8211-000000-666107	$7,032.00	$6,784.53	$7,032.00	0%	
FLEET -SUPPL - OTHER	6004-82-8211-000000-666110	$1,128.00	$663.37	$1,128.00	0%	
FLEET -ENERGY-HEAT&FUEL	6004-82-8211-000000-666201	$8,400.00	$7,880.06	$8,149.00	-3%	
FLEET -ENERGY -ELECTRIC	6004-82-8211-000000-666202	$16,200.00	$11,598.33	$15,071.00	-7%	
FLEET -ENER-PROP/BUT/ACET	6004-82-8211-000000-666205	$1,200.00	$1,757.04	$1,388.00	15.7%	
FLEET -FUEL&LUBR -UNLEAD	6004-82-8211-000000-666301	$3,997.00	$6,421.64	$7,196.00	80%	
FLEET -FUEL&LUB-DIESEL	6004-82-8211-000000-666302	$4,975.00	$4,849.83	$7,498.00	50.7%	
FLEET -FUEL&LUBR - LUBRS	6004-82-8211-000000-666303	$500.00	$24.96	$38.00	-92.4%	
VEHPOOL -FUEL&LUBR -UNLEAD	6004-82-8215-000000-666301	$73.00	$0.00	$0.00	-100%	
VEHPOOL -FUEL&LUBR -LUBRS	6004-82-8215-000000-666303	$50.00	$0.00	$0.00	-100%	
Total Supplies:		**$317,813.00**	**$264,817.41**	**$368,518.00**	**16%**	
Other Operating Expenses						
P-CARD !!! MUST CHANGE !!!	1000-12-1201-000000-6PCARD	$0.00	$107,926.94	$0.00	0%	
FLEET -OTH EXPS-INDIRECT	6004-82-8211-000000-678304	$367,549.00	$306,290.80	$289,197.00	-21.3%	
Total Other Operating Expenses:		**$367,549.00**	**$414,217.74**	**$289,197.00**	**-21.3%**	
Capital Expenditures						

Name	Account ID	FY2022 Amended Budget	FY2022 Actual	FY2023 Budgeted	FY2022 Amended Budget vs. FY2023 Budgeted (% Change)	Notes
GOV-VEHICL -MACH & EQUIP - VEH	4008-12-1299-000000-757404	$1,700,000.00	$0.00	$1,450,000.00	-14.7%	
GOV-VEHICL-REPLACE-STREETS	4008-12-1299-000000-757404-DP18	$0.00	$205,150.00	$0.00	0%	
GOV-VEHICL-REPLACE-POLICE	4008-12-1299-000000-757404-DP23	$44,508.50	$44,508.50	$1,980,000.00	4,348.6%	
MACHINERY & EQUIP - VEHICLES	1000-13-1303-000000-757404		$0.00	$75,896.00	N/A	
FLEET -MACH & EQUIP -MACH	6004-82-8211-000000-757402	$25,989.00	$10,989.00	$0.00	-100%	
Total Capital Expenditures:		**$1,770,497.50**	**$260,647.50**	**$3,505,896.00**	**98%**	
Total Expense Objects:		**$9,738,555.40**	**$6,577,352.20**	**$11,885,196.00**	**22%**	

Public Works

Public Works – Streets

Mission
The Public Works Department's mission is to provide and maintain reliable and cost-effective infrastructure that ensures customer satisfaction and the long-term best interest of the community.

Departmental Overview
Public Works Streets Operations maintains streets and drainage infrastructure and ensures they are operational. Primary areas of responsibility include streets, lined stormwater conveyance channels, and emergency response.

Divisions and FTEs
Full-time Employees: 44.68

Programs of Services
The City of Waco manages more than 1,517 lane miles of streets within its jurisdictional boundaries. The Public Works Streets team aims to preserve and improve the conditions of existing streets by monitoring the state of our roadway system and systematically repairing, repaving, or reconstructing the City streets as needed.
Core operational type services include the administration of street operations, concrete repair and construction, street asphalt construction and maintenance, emergency response, alley maintenance where essential City Services are provided, street sweeping and storm drain maintenance which includes gutter, inlet and ditch grading and cleaning. The team accomplishes a level of performance consistent with the character and integrity of a professional organization. Although true maintenance activities typically occur in a reactive environment, operations continue to focus on planning proactive activities that shall actively seek out opportunities for continuous improvement.
The team continues to look for and experiment with new products and methods that allow us to get the most out of each dollar we spend on street construction and maintenance.

FY22 Accomplishments
- Capital construction managed by Public Works during FY21 equaled approximately $42.1 M in construction activities during the fiscal year.
    - Preservation ($2.1 M)
    - Rehabilitation ($7.3 M)
    - Reconstruction ($32.7 M)
- Downtown Waco projects.
    - 5th Street ($9.7 M)
    - Elm Avenue (8.9 M)
    - Bridge Street ($5.5 M)
    - Dutton Avenue ($3.5 M)
    - Webster Avenue ($2.3 M)
    - Washington Avenue ($4.2 M)
- Operations was managed to achieve the following results.
    - Drainage channel cleaned: 23,248 ft.
    - Street sweeping: 3,782 curb miles.
    - Inlets inspected: 140.
    - Inlets cleaned: 65.
    - Drainage pipe cleaned: 1,780 ft
    - Curb and gutter cleaned: 168,573 ft
    - Crack seal: 156,394 pounds of material
    - Crack seal Miles: 28 miles
    - Concrete: 1,548 cubic yards
    - Potholes repaired: 7,450.
    - Base Failures: 10,431 square feet.
    - Utility cuts repaired: 668.

FY23 Objectives
- Build an annual funding scenario within City's Pavement Management Program supporting the Better Streets Waco campaign that ensures equity across jurisdictional boundaries.

- Develop a rolling five-year pavement improvement plan centered around 6 specific goals.
    - Keep our GOOD pavement in GOOD condition
    - Maintain our FAIR pavement in FAIR condition
    - Improve Poor Pavements to Good via debt issuances
    - Identify Local, State, and Federal funding sources that leverage City funding
    - Address Alternative mobility enhancements: Data Collection and Funding Allocation
    - Raise community awareness
- Proactively manage street and drainage assets by creating a robust written strategic asset management programs.
- Implement innovative maintenance solutions.
- Enhance services provided using new technologies.
- Connect with our community - establish community stewards within neighborhood associations across the City.
- Enhance internal and external partnerships with City departments and State and Local government agencies.
- Invest in employee development and education.

Performance Measures

Strategic Goal: Improve Infrastructre	
Performance Indicators	Proposed FY 2022-2023
GOOD Pavement Condition	Maintain or increase percentage of GOOD condition streets across City.
Crack Seal Program	Achieve 11 lane miles per month / 132 lane miles per year
Vegetation Management Program	Achieve 2,200 curb miles per year
FAIR Pavement Condition	Move a target percentage (3%) of streets from FAIR to GOOD condition and keep those streets in GOOD condition thereafter.
POOR Pavement Condition	Balance the funding received equitably over a five-year plan so funding is distributed evenly based on the percentage of POOR lane miles in any District.
Leverage City Funding	Maintain a strategy for securing alternative funding that equals or exceeds 5% of a rolling five-year average of Public Works annual CIP funding.
Alternative Mobility Enhancements	Maintain a living database that tracks alternative mobility construction – Database under development by asset management firm (FUGRO).

Public Works - Traffic

Mission

To provide and maintain safe, reliable and cost-effective infrastructure that ensures customer satisfaction and the long-term best interest of the community.

Departmental Overview

The Traffic Division serves the community through maintenance, operation, and installation of traffic related infrastructure including signs, traffic signals and pavement markings. The Traffic Division supports numerous departments within the City and is responsible for traffic control for the many special events that take place throughout the year.

Divisions and FTEs

Traffic Engineering, Traffic Signs and Markings, Traffic Signals: 19.66 FTEs

Programs of Services

The **Traffic Engineering** group designs and manages new traffic signals, lighting, signs and markings and traffic management projects. Traffic Engineering provides development review, traffic impact analysis, and access management review; to include Americans with Disabilities Act (ADA) compliance and parking related City ordinances. Traffic Engineering designs and reviews bicycle facilities. Traffic engineering is focused on safety improvements and projects that will reduce the number of crashes in a cost-effective manner.
Traffic Operations consists of a Traffic Signs and Markings group and a Traffic Signals group.
The **Traffic Signs and Markings** group maintains all signage and striping within the City. This includes assuring regulatory compliance, sign maintenance, addressing work orders for new sign installations, and administration of the annual pavement striping program.
The **Traffic Signals** group is responsible for the installation and maintenance of the City's 186 traffic signals and more than 4,000 streetlights. The **Traffic Operations** group responds after hours for incidents that require traffic control and repair of traffic signal malfunctions. As a group, the **Traffic Division** responds to concerns from citizens and city groups in a timely and professional manner.

FY22 Accomplishments

- Completed the design on a new traffic signal at New Rd and Old Robison Rd, and improvements at 19th St and Park Lake Dr which will start construction in June of 2022.
- Received $2 million in grant money for new traffic signals at Lasalle Ave and 3rd, and Valley Mills Dr at Bishop Ave, and improvements at Franklin Ave and 17th and 18th St.
- Designed and approved traffic control for 35 special events and 90 construction projects.
- Reviewed 120 development reviews including Traffic Impact Analysis studies.
- Signs and Marking Crews worked weekends to provide traffic control devices for events and 50 major events and emergencies.
- Traffic Signal crews worked on call during nights and weekends for emergencies.
- Issued 200 work orders for traffic improvements. Completed signal warrant studies using the refurbished video counters. Completed plan reviews.
- Replaced faded or damaged signs throughout the City. Installed 100 object markers for bridges and guard rail.
- Installed and refreshed pavement markings including for traffic calming in neighborhoods.
- Replaced radios on towers and upgraded 94 traffic signals to a 5.8 GHz broadband system.

FY23 Objectives

- Complete design for grant projects to let in FY 2024.
- Apply for safety grants for FY 2022 by looking at crashes from 2019-2021 and preparing preliminary plans and estimates and crash reduction scores for projects to let in FY 2025.
- Complete the comprehensive Intelligent Transportation System (ITS) study and develop an implementation plan for the recommendations.
- Engage in progress discussions with TxDOT and surrounding areas about the implementation of a regional Traffic Operations Center.

Performance Measures

Strategic Goal: Improve Infrastructure	
Performance Indicators	Proposed FY 2022-2023
Improve or Install Traffic Signals	5 Each
Improve Signal Timing	50 Signals

Obtain Safety Grant Funds for Signal Projects	$2 Million
Respond to Emergencies & Events	50 Each
Design and Review and Traffic Control Plans	200 Each
Review Developments and Plans	200 Each
Improve Signs & Pavement Markings	200 work orders
Design or Manage Plans for Construction	5 Each
Upgrade to 5.8 GHz Radios at Signals	100 Each
Upgrade IH 35 Bridge Decorative Lighting	100% Working

Engineering Fund

Mission

Public Work's mission is to provide and maintain reliable and cost-effective infrastructure that ensures customer satisfaction and the long-term best interest of the community.

Departmental Overview

The Engineering Division serves the community through respectful, professional customer service and delivering major capital improvement program projects for City funded and privately funded infrastructure projects.

Divisions and FTEs

Engineering: 40 FTEs

Programs of Services

Public Works Engineering provides design, project management, construction contract administration, floodplain management, site development plan review, permit issuance, and engineering construction inspection. Engineering also performs Geographic Information System analyses, and mapping services. Engineering maintains and updates the *Standard Specifications for Construction*, the *Manual of Standard Details*, record drawings and ensures all work within the city's right-of-way is constructed in accordance with Standards and City ordinances.

Engineering supports capital projects and manages the activities and personnel engaged in planning, developing and monitoring various citywide programs. General services include program management, design management, budget administration, program evaluation and delivery, technical and logistical assistance, and communication of project and program status with the public, media, and elected officials.

Engineering supports Watershed Protection Division's mission to provide and maintain reliable and cost-effective infrastructure.

Survey provides essential information for various departments for development of plans as well as verification of construction contractor compliance for various features such as the correct location and grade of utility lines.

Design provides in-house development of plans for competitive bidding by contractors. Types of multi-disciplinary plans developed include stormwater drainage facilities, pedestrian facilities, water and wastewater utilities, airport projects and pavement management program projects.

Engineering **Inspection** staff ensures compliance with plans and specifications for work in the City owned right-of-way and public easements including City funded projects, developer projects, various concrete permitted work, and franchise utility work.

Geographic Information System (GIS) staff provides analysis of mapping services for the City of Waco. GIS also maintains feature classes (layers) such as streets, public utility infrastructure, street sweeping routes, hydrology, addresses, economic development boundaries, City Council districts, aerial photography, and more. GIS provides an interactive on-line map available through the City's website public infrastructure, political boundaries, parcel information, overlay districts, and many other features for viewing and querying city information.

FY22 Accomplishments

- Completed in-house design of 9 projects with a total estimated construction cost of $15 million.
- Provided field survey data for 75 projects in support of the Public Works Department, the Water Utilities Department, the Cameron Park Zoo, Parks Department and the Waco Regional Airport.
- Performed quality control survey checks for installation of storm and sanitary sewer utilities for developments and City projects.
- Started the creation of Streets Design Manual to simplify and create consistency among all users.

- Started the process of re-writing the City of Waco Stormwater Criteria and Design Manual.
- Completed design to address fire damage and other identified deficiencies of 17th Street Bridge.
- Started Construction of Waco Drive pedestrian improvement grant project ($10 million).
- Administered 10 City construction projects through completion for a total of $11.3 million
- Provided engineering inspection through completion for 30 Developer projects including 11 subdivisions
- Inspected and collected fees for 674 concrete permits and 37 utility permits.
- Converted over 100 as-builts to PDFs and updated all related GIS and Access databases.
- Updated and improved the Better Streets Waco public map
- Implemented the Watershed Protection Division – now included in a separate section of this report.
- Began updates for City of Waco Standard Details, Standards and Specifications.

FY23 Objectives

- Continue Bridge Program to ensure cost efficient maintenance and repair of structures.
- Complete the update of design standards, details, specifications and ordinances to provide clear, consistent guidance for all projects within the City of Waco.
- Invest in employee development and training.
- Support other City Departments with quality surveying, consulting, design, management and inspection of projects.
- Increase the level of inspection of City and developer projects to ensure quality long-lived infrastructure.

Performance Measures

Strategic Goal: Improve Infrastructure	
Performance Indicators	Proposed FY 2022-2023
In-house CIP designed project construction cost	$15MM
Design drainage issue resolutions	6
Complete “Urgent” bridge report recommendations	8

Drainage Utility

Mission

The Drainage Utilities mission is to provide and maintain reliable and cost-effective infrastructure that ensures customer satisfaction and the long-term best interest of the community.

Departmental Overview

The Drainage Utility serves the community by managing floodplain development to reduce risk and loss; protecting the environment through activities associated with State and Federal permits; and reviewing commercial and subdivision plans to ensure quality development with the lowest impacts on drainage, water quality and erosion.

Divisions and FTEs

The Drainage Utility is comprised of the Public Works Watershed Protection Division with 22.61 FTEs.

Programs of Services

Core services include Floodplain administration and permitting, review of commercial development plans to ensure quality projects, review of subdivision construction plans to ensure quality development in the City and Extraterritorial Jurisdiction (ETJ), ensure compliance with MS4 permit and other State and Federal permits related to watershed protection, provide quality customer service with respect to Drainage Utility billing. The Division also manages programs to transfer funding from the Drainage Utility to the Parks Department and the Streets and Engineering Divisions in Public Works to perform tasks associated with the Mission of the Division
Programs and services for Drainage utility will be fully developed in future years.

FY22 Accomplishments

- The Drainage Utility was created in conjunction with the implementation of the Drainage Fee.
- Staffing was identified to move to the Drainage Utility and to fill the mission of the new utility.
- Filed Letter of Map Revision (LOMR) requests with the Federal Emergency Management Administration (FEMA).
- Completed Community Assistance Visit with Texas Water Development Board (TWDB) with respect to the City's Flood Protection Program.
- Completed MS4 Permit Renewal application

- Created a system to assess fees for utility customers including:
  - Updating impervious cover information for parcels in the city limits
  - Match property data with billing rates
  - Integrate Drainage billing information with Water Utility billing system

FY22 Objectives

- Fully implement billing system.
- Complete MS4 permit renewal process.
- Complete LOMR process.
- Implement Capital Improvement Program (CIP) plan.
- Create public outreach and education program.
- Fully staff division.
- Invest in employee development.

Performance Measures

Strategic Goal: Improve Infrastructure	
Performance Indicators	Proposed FY 2022-2023
Subdivision Reviews	25
ROW Permits issued	500
Drainage Fee Appeals Resolved	100%
Billing Accuracy	98%
Construction Inspections	2500
Industrial Inspections	40
Debris Removed from Creeks (tons)	1700
Miles of Unlined Creek Mowed	65

Department Diversity
By Race/Ethnicity and Gender

	American Indian/Alaskan Native	Hispanic or Latino	Asian	Black or African American	Native Hawaiian or Pacific Islander	White	Two or More Races	Male	Female
City of Waco Population*	0.4%	31.8%	2.2%	20.6%	0.1%	43.7%	6.4%	48.4%	51.6%
City Organization	1%	19%	1%	10%	0%	67%	2%	64%	36%
Public Works	2%	20%	0%	7%					

Expenditures Summary

The Public Works department saw an increase in their base budget to keep up with inflationary costs for supplies and materials to continue to provide services to the residents of Waco.

The Street department saw an increase for the replacement of equipment used throughout the year.

Public works will also start a new vegetation management and creek clean up program. This program will be split funded 45/65 by the general fund and the drainage fund.

The Engineering fund saw an increase due to adding eight new inspectors.

The Drainage Utility Fund saw an increase due to 5.95 new staff members being added for various positions within the fund. These positions are needed as the Drainage Utility Fund is in its second year of operations and continues to grow. Drainage will also receive a new vector truck and a new street sweeper.

$25,046,333 **$2,734,908**
(12.26% vs. prior year)

Public Works Proposed and Historical Budget vs. Actual

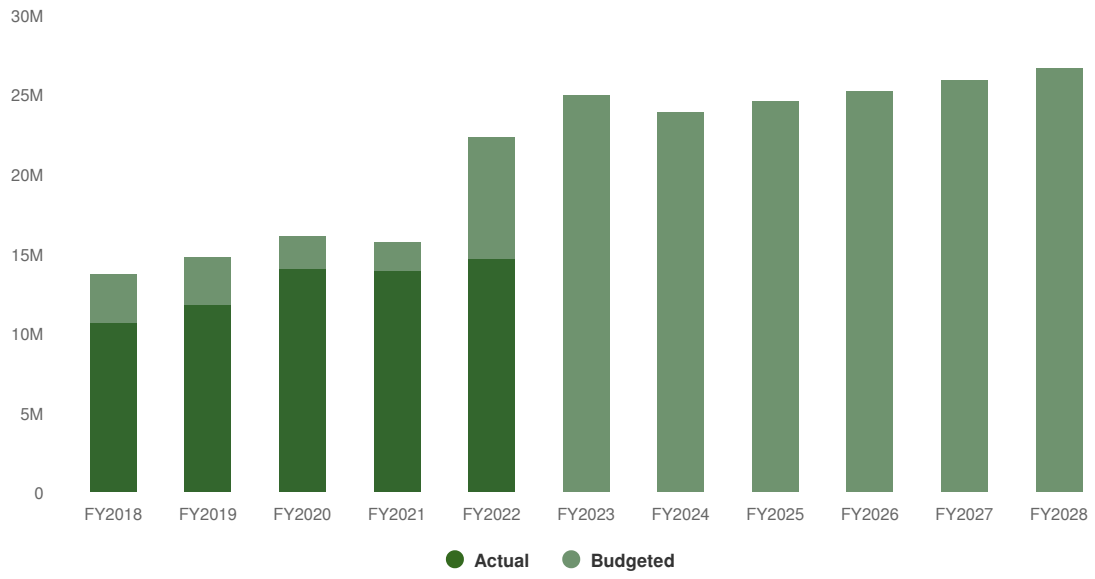

Expenditures by Fund

2023 Expenditures by Fund

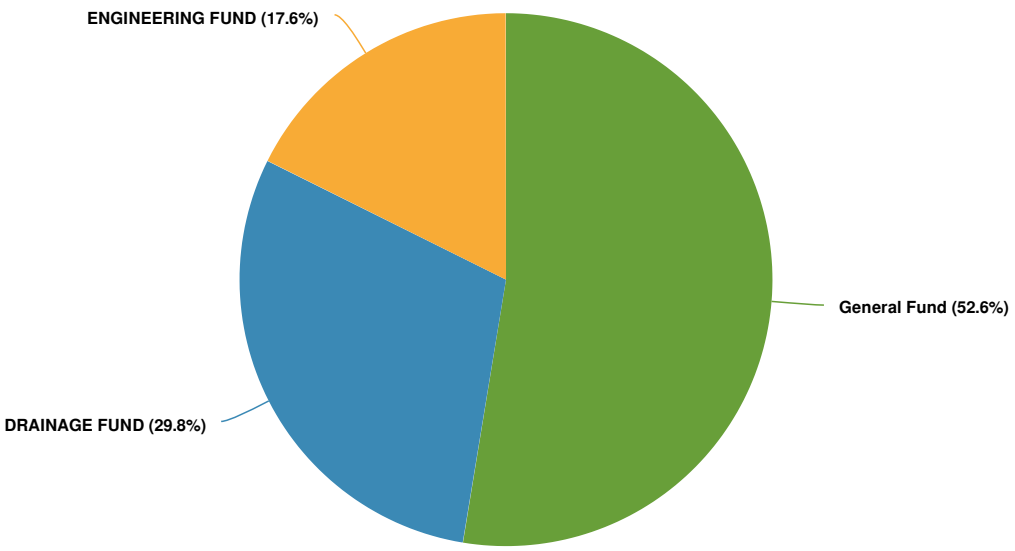

Budgeted and Historical 2023 Expenditures by Fund

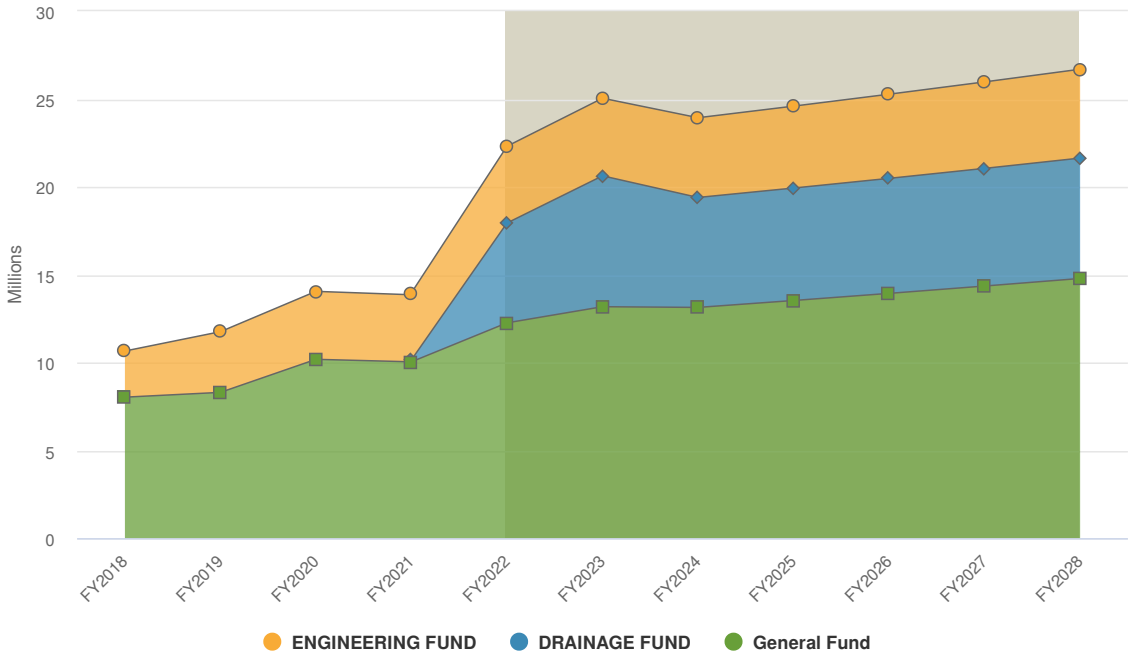

Grey background indicates budgeted figures.

Name	Account ID	FY2022 Amended Budget	FY2022 Actual	FY2023 Budgeted	FY2022 Amended Budget vs. FY2023 Budgeted (% Change)	Notes
General Fund						
GENERAL FUND						
REGULAR SALARIES	1000-18-1811-000000-601010	$2,132,680.00	$1,619,889.94	$2,581,316.00	21%	
OVERTIME	1000-18-1811-000000-601030	$4,000.00	$17,977.77	$36,091.00	802.3%	
EMPLOYEE PAYOFF	1000-18-1811-000000-601070	$0.00	$24,466.88	$0.00	0%	
REGULAR SALARIES	1000-24-2441-000000-601010	$1,014,510.00	$684,216.38	$1,202,432.00	18.5%	
PART TIME - REGULAR	1000-24-2441-000000-601020	$15,000.00	$0.00	$0.00	-100%	
OVERTIME	1000-24-2441-000000-601030	$15,300.00	$8,508.88	$8,811.00	-42.4%	
EMPLOYEE PAYOFF	1000-24-2441-000000-601070	$0.00	$5,982.61	$0.00	0%	
GF-STREET -GROUP HEALTH	1000-18-1811-000000-612101	$333,711.00	$251,853.58	$357,440.00	7.1%	
GF-STREET -GROUP LIFE	1000-18-1811-000000-612102	$1,686.00	$1,307.90	$1,985.00	17.7%	
GF-STREET -SOC SEC-MEDIC	1000-18-1811-000000-612200	$163,456.00	$120,542.56	$205,726.00	25.9%	
GF-STREET -PENSION-	1000-18-1811-000000-612300	$320,501.00	$249,350.65	$398,581.00	24.4%	
GF-STREET -WORK COMP	1000-18-1811-000000-612600	$140,840.00	$110,057.33	$174,190.00	23.7%	
GF-TRAFFIC -GROUP HEALTH	1000-24-2441-000000-612101	$155,284.00	$105,351.61	$157,280.00	1.3%	
GF-TRAFFIC -GROUP LIFE	1000-24-2441-000000-612102	$787.00	$521.53	$910.00	15.6%	
GF-TRAFFIC -SOC SEC-MEDIC	1000-24-2441-000000-612200	$79,928.00	$51,769.43	$92,868.00	16.2%	
GF-TRAFFIC -PENSION-	1000-24-2441-000000-612300	$154,178.00	$104,806.36	$182,094.00	18.1%	
GF-TRAFFIC -WORK COMP	1000-24-2441-000000-612600	$54,837.00	$35,603.72	$62,790.00	14.5%	
GF-STREET -SPEC SVC	1000-18-1811-000000-623100	$950,730.42	$345,018.06	$743,518.00	-21.8%	
GF-STREET -CITY ENGINEERING	1000-18-1811-000000-623102	$1,382,822.00	$1,152,351.70	$1,300,000.00	-6%	
GF-STREET -SPEC SVC -TEMPS	1000-18-1811-000000-623105	$80,000.00	$163,705.65	$140,000.00	75%	
GF-STREET -IT SERVICES	1000-18-1811-000000-623106	$0.00	$0.00	$180,589.00	N/A	
GF-TRAFFIC -SPEC SVC	1000-24-2441-000000-623100	$1,161,723.82	$302,170.84	$791,038.00	-31.9%	
GF-TRAFFIC -SPEC SVC -TEMPS	1000-24-2441-000000-623105	$72,937.00	$68,358.40	$72,937.00	0%	

Name	Account ID	FY2022 Amended Budget	FY2022 Actual	FY2023 Budgeted	FY2022 Amended Budget vs. FY2023 Budgeted (% Change)	Notes
GF-TRAFFIC -IT SERVICES	1000-24-2441-000000-623106	$0.00	$0.00	$103,376.00	N/A	
GF-STREET -UTIL SVC -WATER	1000-18-1811-000000-634101	$7,260.00	$5,007.55	$8,400.00	15.7%	
GF-STREET -UTIL SVC -REFUSE	1000-18-1811-000000-634102	$15,600.00	$9,237.63	$11,433.00	-26.7%	
GF-STREET -UTIL SVC -SEWER	1000-18-1811-000000-634103	$924.00	$965.93	$1,300.00	40.7%	
GF-STREET -UTIL SVC -LANDFILL	1000-18-1811-000000-634104	$504.00	$412.00	$504.00	0%	
GF-TRAFFIC -UTIL SVC -WATER	1000-24-2441-000000-634101	$819.00	$725.75	$1,300.00	58.7%	
GF-TRAFFIC -UTIL SVC-REFUSE	1000-24-2441-000000-634102	$1,440.00	$767.26	$777.00	-46%	
GF-TRAFFIC -UTIL SVC-SEWER	1000-24-2441-000000-634103	$528.00	$496.39	$900.00	70.5%	
GF-STREET -MAINT OF BUILDINGS	1000-18-1811-000000-644701	$9,573.48	$8,800.55	$31,000.00	223.8%	
GF-STREET -MAINT-STREETS/ROADS	1000-18-1811-000000-644708	$758,715.90	$428,443.39	$756,000.00	-0.4%	
GF-STREET -MAINT -EQUIP	1000-18-1811-000000-644801	$420.00	$14,337.03	$10,000.00	2,281%	
GF-STREET -MAINT - VEH PARTS	1000-18-1811-000000-644803	$274,623.00	$154,502.48	$141,218.00	-48.6%	
GF-STREET -MAINT-VEH-OUTSIDE	1000-18-1811-000000-644805	$157,551.00	$77,815.88	$115,068.00	-27%	
GF-STREET -MAINT - VEH - MISC	1000-18-1811-000000-644810	$11,975.00	$3,684.36	$1,832.00	-84.7%	
GF-STREET -MAINT -OTHER	1000-18-1811-000000-644815	$9,815.70	$54,392.64	$51,500.00	424.7%	
GF-STREET-MAINT-FLEET SVC	1000-18-1811-000000-644825	$198,048.00	$165,040.00	$0.00	-100%	
GF-TRAFFIC -MAINT -SIGNS&MARK	1000-24-2441-000000-644711	$206,400.00	$215,833.31	$206,400.00	0%	
GF-TRAFFIC -MAINT-STREET LIGHT	1000-24-2441-000000-644715	$268,282.00	$53,330.19	$260,448.00	-2.9%	
GF-TRAFFIC -MAINT -EQUIP	1000-24-2441-000000-644801	$403.00	$673.32	$403.00	0%	
GF-TRAFFIC -MAINT - VEH PARTS	1000-24-2441-000000-644803	$28,795.00	$16,822.67	$24,953.00	-13.3%	
GF-TRAFFIC -MAINT-VEH-OUTSIDE	1000-24-2441-000000-644805	$17,500.00	$33,122.74	$30,129.00	72.2%	
GF-TRAFFIC -MAINT - VEH - MISC	1000-24-2441-000000-644810	$1,000.00	$4,629.30	$4,815.00	381.5%	
GF-TRAFFIC -MAINT-TRAFFIC SIGN	1000-24-2441-000000-644811	$531,566.25	$281,201.14	$502,623.00	-5.4%	
GF-TRAFFIC -MAINT -OTHER	1000-24-2441-000000-644815	$17,800.00	$21,697.51	$23,800.00	33.7%	

Name	Account ID	FY2022 Amended Budget	FY2022 Actual	FY2023 Budgeted	FY2022 Amended Budget vs. FY2023 Budgeted (% Change)	Notes
GF-TRAFFIC-MAINT-FLEET SVC	1000-24-2441-000000-644825	$45,267.00	$37,722.50	$0.00	-100%	
GF-STREET -INSUR - PROPERTY	1000-18-1811-000000-655100	$23,483.00	$23,483.00	$30,340.00	29.2%	
GF-STREET -INSUR - AUTO LIAB	1000-18-1811-000000-655200	$34,920.00	$34,920.00	$50,575.00	44.8%	
GF-STREET -INSUR - GEN LIAB	1000-18-1811-000000-655300	$24,800.00	$24,800.00	$9,125.00	-63.2%	
GF-STREET - COMMUNICATIONS	1000-18-1811-000000-655600	$9,660.00	$8,206.17	$9,660.00	0%	
GF-STREET -CELL PHONES	1000-18-1811-000000-655602	$6,240.00	$8,364.97	$6,240.00	0%	
GF-STREET - ADVERTISING	1000-18-1811-000000-655700	$600.00	$0.00	$600.00	0%	
ADVERTISING- LEGAL ADS	1000-18-1811-000000-655702	$600.00	$799.92	$600.00	0%	
GF-STREET - TRAVEL&TRAIN	1000-18-1811-000000-655800	$21,740.00	$13,185.13	$21,740.00	0%	
GF-STREET -DUES AND MEMB	1000-18-1811-000000-655850	$3,530.00	$100.00	$3,530.00	0%	
GF-STREET -OTH PURCHSVC-EQUIP	1000-18-1811-000000-655901	$8,000.00	$1,532.54	$8,000.00	0%	
GF-STREET -OTH PURCHSVC -COMP	1000-18-1811-000000-655908	$0.00	$1,673.47	$0.00	0%	
GF-TRAFFIC -INSUR - PROPERTY	1000-24-2441-000000-655100	$87.00	$87.00	$112.00	28.7%	
GF-TRAFFIC -INSUR - AUTO LIAB	1000-24-2441-000000-655200	$10,975.00	$10,975.00	$15,895.00	44.8%	
GF-TRAFFIC -INSUR - GEN LIAB	1000-24-2441-000000-655300	$10,928.00	$10,928.00	$5,328.00	-51.2%	
GF-TRAFFIC - COMMUNICATIONS	1000-24-2441-000000-655600	$1,000.00	$958.89	$1,000.00	0%	
GF-TRAFFIC -CELL PHONES	1000-24-2441-000000-655602	$2,108.00	$2,670.61	$7,388.00	250.5%	
GF-TRAFFIC - TRAVEL&TRAIN	1000-24-2441-000000-655800	$7,500.00	$8,856.27	$7,500.00	0%	
GF-TRAFFIC -DUES AND MEMB	1000-24-2441-000000-655850	$490.00	$375.94	$490.00	0%	
GF-TRAFFIC -OTH PURCHSVC-EQUIP	1000-24-2441-000000-655901	$1,868.00	$3,764.44	$1,868.00	0%	
GF-STREET -SUPPL - OFFICE	1000-18-1811-000000-666101	$3,500.00	$8,005.39	$7,000.00	100%	
GF-STREET -SUPPL- MINOR TOOLS	1000-18-1811-000000-666102	$14,000.00	$25,912.74	$22,000.00	57.1%	
GF-STREET -SUPPL - NON-EXPEND	1000-18-1811-000000-666103	$8,100.00	$35,738.59	$37,862.00	367.4%	
GF-STREET -SUPPL - SOFTWARE	1000-18-1811-000000-666104	$9,284.00	$355.00	$6,174.00	-33.5%	

Name	Account ID	FY2022 Amended Budget	FY2022 Actual	FY2023 Budgeted	FY2022 Amended Budget vs. FY2023 Budgeted (% Change)	Notes
GF-STREET -SUPPL-WEAR-APPARL	1000-18-1811-000000-666105	$30,626.00	$8,679.79	$30,626.00	0%	
GF-STREET -SUPPL-CHEMIC&MEDIC	1000-18-1811-000000-666106	$17,000.00	$9,012.67	$17,000.00	0%	
GF-STREET -SUPPL-JANITOR/MECH	1000-18-1811-000000-666107	$4,300.00	$4,827.99	$5,300.00	23.3%	
GF-STREET -SUPPL-BOTANIC/AGRI	1000-18-1811-000000-666108	$500.00	$443.70	$500.00	0%	
GF-STREET -SUPPL -OTHER	1000-18-1811-000000-666110	$4,500.00	$9,504.64	$5,500.00	22.2%	
GF-STREET -ENERGY-HEAT&FUEL	1000-18-1811-000000-666201	$2,800.00	$2,049.31	$2,041.00	-27.1%	
GF-STREET -ENERGY -ELECTRIC	1000-18-1811-000000-666202	$9,300.00	$7,291.78	$7,484.00	-19.5%	
GF-STREET -ENER-PROP/BUT/ACET	1000-18-1811-000000-666205	$100.00	$500.05	$60.00	-40%	
GF-STREET -FUEL&LUBR -UNLEAD	1000-18-1811-000000-666301	$18,304.00	$26,384.83	$29,115.00	59.1%	
GF-STREET -FUEL&LUB-DIESEL	1000-18-1811-000000-666302	$128,752.00	$135,960.00	$220,434.00	71.2%	
GF-STREET -FUEL&LUBR -LUBRS	1000-18-1811-000000-666303	$526.00	$5,193.43	$6,202.00	1,079.1%	
GF-STREET -FLT SVC ALLOC.	1000-18-1811-000000-666825	$33,961.00	$28,300.80	$384,263.00	1,031.5%	
GF-TRAFFIC -SUPPL -OFFICE	1000-24-2441-000000-666101	$2,700.00	$2,425.95	$2,700.00	0%	
GF-TRAFFIC -SUPPL-MINOR TOOLS	1000-24-2441-000000-666102	$8,000.00	$7,627.30	$8,000.00	0%	
GF-TRAFFIC -SUPPL -NON-EXPEND	1000-24-2441-000000-666103	$19,000.00	$24,420.76	$27,600.00	45.3%	
GF-TRAFFIC -SUPPL -SOFTWARE	1000-24-2441-000000-666104	$720.00	$10,060.43	$720.00	0%	
GF-TRAFFIC -SUPPL-WEAR-APPARL	1000-24-2441-000000-666105	$13,698.00	$1,323.62	$13,698.00	0%	
GF-TRAFFIC -SUPPL-CHEMIC&MEDIC	1000-24-2441-000000-666106	$5,100.00	$2,660.21	$5,100.00	0%	
GF-TRAFFIC -SUPPL-JANITOR/MECH	1000-24-2441-000000-666107	$1,200.00	$675.39	$1,200.00	0%	
GF-TRAFFIC -SUPPL -OTHER	1000-24-2441-000000-666110	$1,000.00	$2,267.15	$1,000.00	0%	
GF-TRAFFIC -ENERGY-HEAT&FUEL	1000-24-2441-000000-666201	$4,700.00	$2,219.65	$2,652.00	-43.6%	
GF-TRAFFIC -ENERGY -ELECTRIC	1000-24-2441-000000-666202	$9,900.00	$7,516.26	$10,136.00	2.4%	
GF-TRAFFC -ENER-STR&TRAF LIGHT	1000-24-2441-000000-666203	$582,000.00	$494,297.39	$595,080.00	2.2%	
GF-TRAFFIC -ENER-PROP/BUT/ACET	1000-24-2441-000000-666205	$5,000.00	$3,999.79	$4,248.00	-15%	

Name	Account ID	FY2022 Amended Budget	FY2022 Actual	FY2023 Budgeted	FY2022 Amended Budget vs. FY2023 Budgeted (% Change)	Notes
GF-TRAFFIC -FUEL&LUBR -UNLEAD	1000-24-2441-000000-666301	$15,000.00	$18,564.38	$20,521.00	36.8%	
GF-TRAFFIC -FUEL&LUB-DIESEL	1000-24-2441-000000-666302	$21,980.00	$19,727.16	$32,879.00	49.6%	
GF-TRAFFIC -FUEL&LUBR - LUBRS	1000-24-2441-000000-666303	$600.00	$383.58	$267.00	-55.5%	
GF-TRAFFIC -FLT SVC ALLOC.	1000-24-2441-000000-666825	$4,247.00	$3,539.20	$79,477.00	1,771.4%	
GF-STREETS- IMP-SIDEWALK/CURBS	1000-18-1811-000000-757304	$44,264.17	$11,679.96	$0.00	-100%	
GF -STREETS -IMPR -STORMWATER	1000-18-1811-000000-757305	$32,500.00	$0.00	$0.00	-100%	
GF-STREET -IMP -STREETS/ROADS	1000-18-1811-000000-757307	$0.00	$195,486.86	$0.00	0%	
GF-STREET -MACH & EQUIP -MACH	1000-18-1811-000000-757402	$143,435.00	$103,879.00	$429,400.00	199.4%	
GF-TRAFFC -MACH&EQUIP- SIGNALS	1000-24-2441-000000-757407	$87,166.00	$0.00	$0.00	-100%	
Total GENERAL FUND:		**$12,256,013.74**	**$8,390,069.40**	**$13,175,005.00**	**7.5%**	
Total General Fund:		**$12,256,013.74**	**$8,390,069.40**	**$13,175,005.00**	**7.5%**	
DRAINAGE FUND						
STORM OPS -REGULAR SALARIES	5900-75-7501-000000-601010	$546,788.80	$517,644.59	$1,599,957.00	192.6%	
STORM OPS -PART TIME -REGULAR	5900-75-7501-000000-601020	$0.00	$0.00	$56,296.00	N/A	
STORM OPS -OVERTIME	5900-75-7501-000000-601030	$0.00	$4,794.86	$1,269.00	N/A	
STORM OPS -EMPLOYEE PAYOFF	5900-75-7501-000000-601070	$0.00	$3,583.22	$0.00	0%	
STORM OPS -GROUP HEALTH	5900-75-7501-000000-612101	$49,466.73	$47,395.73	$117,280.00	137.1%	
STORM OPS -GROUP LIFE	5900-75-7501-000000-612102	$314.00	$288.09	$677.00	115.6%	
STORM OPS -SOC SEC-MEDIC	5900-75-7501-000000-612200	$41,829.00	$38,765.02	$107,892.00	157.9%	
STORM OPS -PENSION-	5900-75-7501-000000-612300	$82,018.87	$78,408.60	$166,834.00	103.4%	
STORM OPS -WORK COMP	5900-75-7501-000000-612600	$2,373.00	$3,742.80	$23,187.00	877.1%	
STORM OPER-SPEC SVC	5900-75-7501-000000-623100	$884,266.88	$192,051.72	$740,551.00	-16.3%	
SPECIAL SVCS -ENGINEERING	5900-75-7501-000000-623102	$0.00	$0.00	$528,963.00	N/A	
STORM OPER-IT SERVICES	5900-75-7501-000000-623106	$0.00	$0.00	$13,314.00	N/A	
SPECIAL SVCS -VEH&EQUIP REPLCM	5900-75-7501-000000-623108		$0.00	$150,000.00	N/A	

Name	Account ID	FY2022 Amended Budget	FY2022 Actual	FY2023 Budgeted	FY2022 Amended Budget vs. FY2023 Budgeted (% Change)	Notes
STORM OPS -UTIL SVC - WATER	5900-75-7501-000000-634101	$1,000.00	$0.00	$0.00	-100%	
STORM OPS -UTIL SVC-REFUSE	5900-75-7501-000000-634102	$1,000.00	$0.00	$0.00	-100%	
STORM OPS -UTIL SVC - SEWER	5900-75-7501-000000-634103	$500.00	$0.00	$0.00	-100%	
STORM OPS -UTIL SVC-LANDFILL	5900-75-7501-000000-634104	$1,000.00	$0.00	$1,000.00	0%	
RENT & EASEMENT-FACILITY RENT	5900-75-7501-000000-634401		$0.00	$53,460.00	N/A	
STORM OPS -MAINT - STORM SEWERS	5900-75-7501-000000-644706	$100,000.00	$0.00	$100,000.00	0%	
STORM OPS -MAINT - EQUIP	5900-75-7501-000000-644801	$1,428.00	$22,296.10	$1,428.00	0%	
STORM OPS -MAINT - VEH PARTS	5900-75-7501-000000-644803	$898.00	$25.00	$0.00	-100%	
STORM OPS -MAINT-VEH-OUTSIDE	5900-75-7501-000000-644805	$188.00	$0.00	$0.00	-100%	
STORM OPS -MAINT - VEH - MISC	5900-75-7501-000000-644810	$480.00	$0.00	$0.00	-100%	
STORM OPS - MAINT - OTHER	5900-75-7501-000000-644815	$100,600.00	$8,090.17	$118,030.00	17.3%	
STORM OPS-MAINT-FLEET SVC	5900-75-7501-000000-644825	$1,117.00	$930.80	$0.00	-100%	
STORM OPS -INSUR - PROPERTY	5900-75-7501-000000-655100	$0.00	$0.00	$11,563.00	N/A	
STORM OPS -INSUR - AUTO LIAB	5900-75-7501-000000-655200	$873.00	$873.00	$1,264.00	44.8%	
STORM OPS -INSUR - GEN LIAB	5900-75-7501-000000-655300	$2,982.00	$2,982.00	$7,180.00	140.8%	
STORM OPS - COMMUNICATIONS	5900-75-7501-000000-655600	$10,000.00	$0.00	$21,000.00	110%	
STORM OPS -CELL PHONES	5900-75-7501-000000-655602	$5,000.00	$0.00	$5,000.00	0%	
STORM OPS - ADVERTISING	5900-75-7501-000000-655700	$35,000.00	$2,000.00	$35,000.00	0%	
STORM OPS -ADVERT - LEGAL ADS	5900-75-7501-000000-655702	$0.00	$7,082.27	$0.00	0%	
STORM OPS - TRAVEL&TRAIN	5900-75-7501-000000-655800	$25,000.00	$4,263.00	$38,800.00	55.2%	
STORM OPS -DUES AND MEMB	5900-75-7501-000000-655850	$5,000.00	$297.00	$5,000.00	0%	
STORM OPS -OTH PURCHSVC-EQUIP	5900-75-7501-000000-655901	$20,000.00	$0.00	$20,000.00	0%	
STORM OPS -OTH PURCHSVC -COMP	5900-75-7501-000000-655908	$0.00	$840.42	$5,000.00	N/A	
STORM OPS -OTH PURCHSVC-OTHR	5900-75-7501-000000-655909	$1,000.00	$0.00	$1,000.00	0%	

Name	Account ID	FY2022 Amended Budget	FY2022 Actual	FY2023 Budgeted	FY2022 Amended Budget vs. FY2023 Budgeted (% Change)	Notes
STORM OPS -SUPPL - OFFICE	5900-75-7501-000000-666101	$8,000.00	$1,241.96	$8,000.00	0%	
STORM OPS -SUPPL-MINOR TOOLS	5900-75-7501-000000-666102	$2,500.00	$1,200.49	$2,500.00	0%	
STORM OPS -SUPPL - NON-EXPEND	5900-75-7501-000000-666103	$15,000.00	$10,365.39	$68,500.00	356.7%	
STORM OPS -SUPPL - SOFTWARE	5900-75-7501-000000-666104	$3,000.00	$0.00	$26,185.00	772.8%	
STORM OPS -SUPPL-WEAR-APPARL	5900-75-7501-000000-666105	$1,000.00	$271.17	$3,750.00	275%	
STORM OPS -SUPPL-CHEMIC&MEDIC	5900-75-7501-000000-666106	$2,500.00	$279.80	$228,050.00	9,022%	
STORM OPS -SUPPL-JANITOR/MECH	5900-75-7501-000000-666107	$250.00	$6.96	$250.00	0%	
STORM OPS -SUPPL - OTHER	5900-75-7501-000000-666110	$3,500.00	$2,043.73	$3,500.00	0%	
STORM OPS -ENERGY - ELECTRIC	5900-75-7501-000000-666202	$1,000.00	$0.00	$0.00	-100%	
STORM OPS -FUEL&LUBR -UNLEAD	5900-75-7501-000000-666301	$3,938.00	$0.00	$0.00	-100%	
STORM OPS -FUEL&LUB-DIESEL	5900-75-7501-000000-666302	$500.00	$0.00	$0.00	-100%	
STORM OPS -FUEL&LUBR - LUBRS	5900-75-7501-000000-666303	$34.00	$0.00	$0.00	-100%	
STORM OPS -FLT SVC ALLOC.	5900-75-7501-000000-666825	$0.00	$0.00	$51,645.00	N/A	
STORM OPS -OTH EXP - BAD DEBTS	5900-75-7501-000000-678303	$250,000.00	$0.00	$250,000.00	0%	
OTHER EXPENSES-INDIRECT	5900-75-7501-000000-678304	$0.00	$0.00	$15,738.00	N/A	
STORM OPS -BILLINGS FRM OTHERS	5900-75-7501-000000-698402	$2,034,321.00	$1,486,934.20	$1,328,338.00	-34.7%	
STORM OPS -MACH & EQUIP -MACH	5900-75-7501-000000-757402	$350,000.00	$34,213.19	$750,000.00	114.3%	
STORM OPS -MACH & EQUIP - VEH	5900-75-7501-000000-757404	$384,400.00	$184,400.00	$0.00	-100%	
STORM OPS - XFR TO - STMWTR DSF	5900-75-7501-000000-895903	$705,000.00	$0.00	$784,513.00	11.3%	
Total DRAINAGE FUND:		**$5,685,066.28**	**$2,657,311.28**	**$7,451,914.00**	**31.1%**	
ENGINEERING FUND						
REGULAR SALARIES	6003-81-8101-000000-601010	$2,059,372.00	$1,682,459.59	$2,780,668.00	35%	
OVERTIME	6003-81-8101-000000-601030	$5,300.00	$8,900.99	$21,525.00	306.1%	
EMPLOYEE PAYOFF	6003-81-8101-000000-601070	$0.00	$1,038.83	$0.00	0%	
ENGINEERNG -PROJ EXP - CONTRA	6003-81-8101-000000-601902	-$1,200,000.00	-$32,766.20	-$1,200,000.00	0%	

Name	Account ID	FY2022 Amended Budget	FY2022 Actual	FY2023 Budgeted	FY2022 Amended Budget vs. FY2023 Budgeted (% Change)	Notes
ENG-INSPEC -PROJ EXP - CONTRA	6003-81-8102-000000-601902		$0.00	-$686,000.00	N/A	
ENGINEERNG -GROUP HEALTH	6003-81-8101-000000-612101	$232,171.00	$191,816.29	$320,000.00	37.8%	
ENGINEERNG -GROUP LIFE	6003-81-8101-000000-612102	$1,310.00	$1,076.77	$1,870.00	42.7%	
ENGINEERNG -SOC SEC-MEDIC	6003-81-8101-000000-612200	$157,931.00	$124,555.51	$214,393.00	35.8%	
ENGINEERNG -PENSION-	6003-81-8101-000000-612300	$309,510.16	$253,601.45	$420,377.00	35.8%	
ENGINEERNG -WORK COMP	6003-81-8101-000000-612600	$11,197.84	$9,043.71	$18,889.00	68.7%	
ENGINEERNG -SPEC SVC	6003-81-8101-000000-623100	$1,390,497.30	$461,209.14	$675,000.00	-51.5%	
ENGINEERNG -IT SERVICES	6003-81-8101-000000-623106	$0.00	$0.00	$560,998.00	N/A	
SPECIAL SVCS - VEH&EQUIP REPLCM	6003-81-8101-000000-623108		$0.00	$80,000.00	N/A	
ENGINEERNG - RENT&EASEMENT	6003-81-8101-000000-634400	$52,611.00	$43,842.50	$56,557.00	7.5%	
ENGINEERNG -MAINT - EQUIP	6003-81-8101-000000-644801	$5,710.00	$0.00	$5,710.00	0%	
ENGINEERNG -MAINT - VEH PARTS	6003-81-8101-000000-644803	$3,591.00	$5,993.33	$4,801.00	33.7%	
ENGINEERNG -MAINT-VEH-OUTSIDE	6003-81-8101-000000-644805	$750.00	$1,386.65	$1,624.00	116.5%	
ENGINEERNG -MAINT - VEH - MISC	6003-81-8101-000000-644810	$1,920.00	$8,876.01	$9,335.00	386.2%	
ENGINEERNG -MAINT - OTHER	6003-81-8101-000000-644815	$12,000.00	$81,819.30	$12,000.00	0%	
ENGINEERNG-MAINT-FLEET SVC	6003-81-8101-000000-644825	$17,343.00	$14,452.50	$0.00	-100%	
ENGINEERNG -INSUR - AUTO LIAB	6003-81-8101-000000-655200	$3,493.00	$3,493.00	$5,059.00	44.8%	
ENGINEERNG -INSUR - GEN LIAB	6003-81-8101-000000-655300	$11,929.00	$11,929.00	$422.00	-96.5%	
ENGINEERNG - COMMUNICATIONS	6003-81-8101-000000-655600	$3,400.00	$3,977.89	$3,400.00	0%	
ENGINEERNG -CELL PHONES	6003-81-8101-000000-655602	$17,780.00	$13,689.47	$22,581.00	27%	
ENGINEERNG - ADVERTISING	6003-81-8101-000000-655700	$2,000.00	$1,800.00	$2,000.00	0%	
ENGINEERNG -ADVERT-LEGAL ADS	6003-81-8101-000000-655702	$24,000.00	$399.96	$24,000.00	0%	
ENGINEERNG - TRAVEL&TRAIN	6003-81-8101-000000-655800	$10,720.00	$12,226.93	$40,320.00	276.1%	
ENGINEERNG -DUES AND MEMB	6003-81-8101-000000-655850	$5,775.00	$4,857.00	$5,775.00	0%	

Name	Account ID	FY2022 Amended Budget	FY2022 Actual	FY2023 Budgeted	FY2022 Amended Budget vs. FY2023 Budgeted (% Change)	Notes
ENGINEERNG -OTH PURCHSVC-EQUIP	6003-81-8101-000000-655901	$8,160.00	$992.40	$8,160.00	0%	
ENGINEERNG -OTH PURCHSVC -COMP	6003-81-8101-000000-655908	$2,136.00	$1,137.16	$14,136.00	561.8%	
ENGINEERNG -SUPPL - OFFICE	6003-81-8101-000000-666101	$12,000.00	$13,835.20	$12,000.00	0%	
ENGINEERNG -SUPPL-MINOR TOOLS	6003-81-8101-000000-666102	$3,750.00	$4,335.37	$11,750.00	213.3%	
ENGINEERNG -SUPPL - NON-EXPEND	6003-81-8101-000000-666103	$45,100.00	$63,276.63	$129,900.00	188%	
ENGINEERNG -SUPPL - SOFTWARE	6003-81-8101-000000-666104	$5,000.00	$7,730.00	$15,800.00	216%	
ENGINEERNG -SUPPL-WEAR-APPARL	6003-81-8101-000000-666105	$7,255.00	$3,581.48	$8,775.00	21%	
ENGINEERNG -SUPPL-CHEMIC&MEDIC	6003-81-8101-000000-666106	$5,000.00	$902.67	$5,000.00	0%	
ENGINEERNG -SUPPL-JANITOR/MECH	6003-81-8101-000000-666107	$1,500.00	$239.68	$1,500.00	0%	
ENGINEERNG -SUPPL - OTHER	6003-81-8101-000000-666110	$5,000.00	$1,859.63	$7,004.00	40.1%	
ENGINEERNG - FUEL&LUBR -UNLEAD	6003-81-8101-000000-666301	$21,482.00	$24,658.27	$30,329.00	41.2%	
ENGINEERNG - FUEL&LUBR - LUBRS	6003-81-8101-000000-666303	$138.00	$55.20	$85.00	-38.4%	
ENGINEERNG -FLT SVC ALLOC.	6003-81-8101-000000-666825	$3,561.00	$2,967.50	$12,326.00	246.1%	
ENGINEERNG -OTH EXPS-INDIRECT	6003-81-8101-000000-678304	$606,474.00	$505,395.00	$361,345.00	-40.4%	
ENGINEERNG -OTH EXP-MISC	6003-81-8101-000000-678308	$6,478.00	$0.00	$0.00	-100%	
ENGINEERNG -MACH & EQUIP - VEH	6003-81-8101-000000-757404	$0.00	$0.00	$400,000.00	N/A	
ENGINEERNG -DESIGN	6003-81-8101-000000-757503	$497,000.00	$175,105.52	$0.00	-100%	
Total ENGINEERING FUND:		**$4,370,345.30**	**$3,715,751.33**	**$4,419,414.00**	**1.1%**	
Total:		**$22,311,425.32**	**$14,763,132.01**	**$25,046,333.00**	**12.3%**	

Expenditures by Expense Type

Budgeted Expenditures by Expense Type

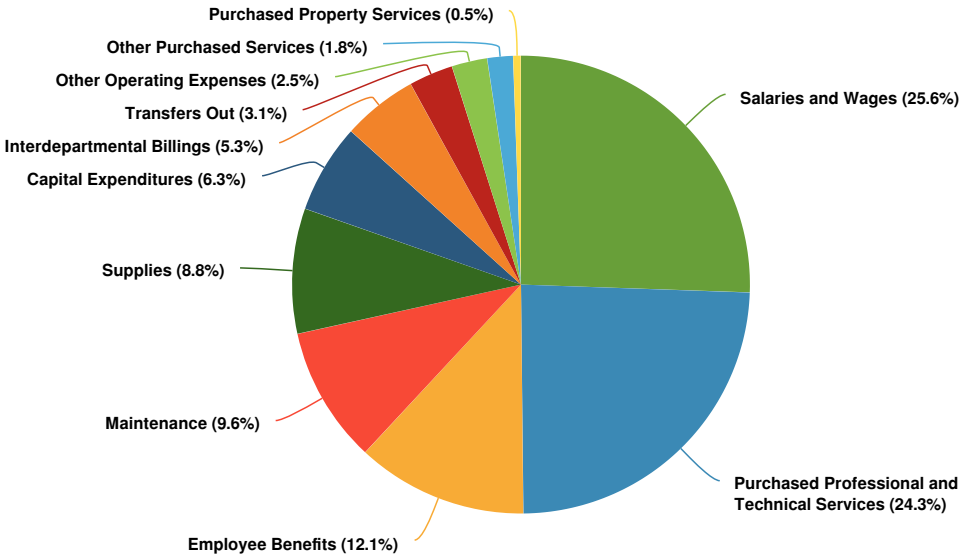

Budgeted and Historical Expenditures by Expense Type

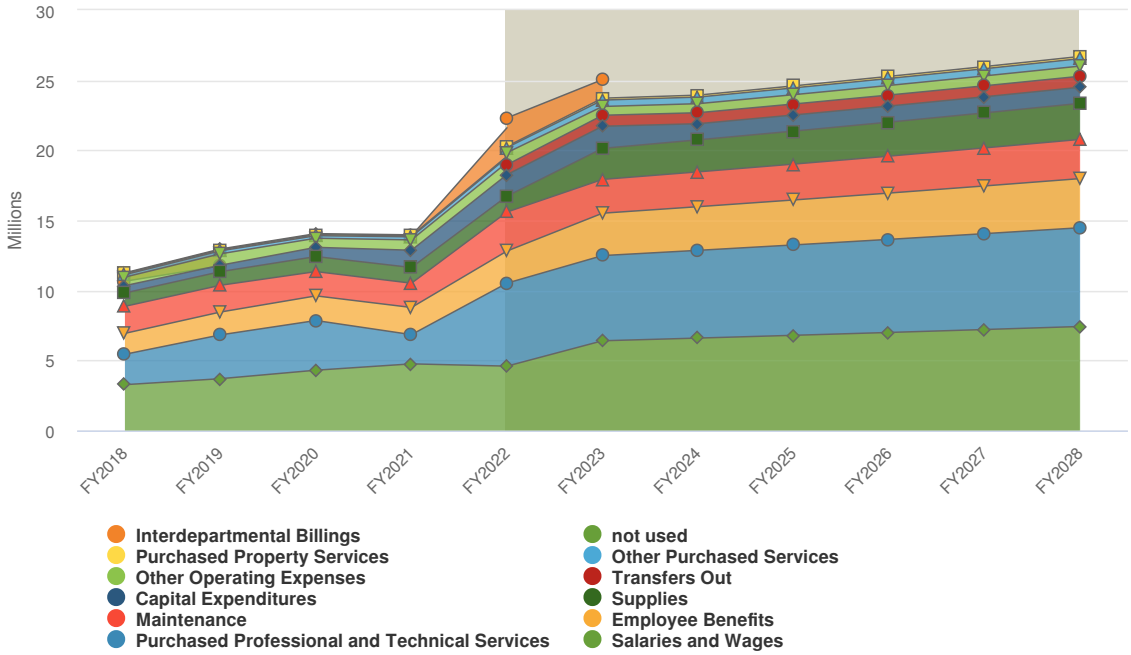

Grey background indicates budgeted figures.

Name	Account ID	FY2022 Amended Budget	FY2022 Actual	FY2023 Budgeted	FY2022 Amended Budget vs. FY2023 Budgeted (% Change)	Notes
Expense Objects						
Salaries and Wages						
REGULAR SALARIES	1000-18-1811-000000-601010	$2,132,680.00	$1,619,889.94	$2,581,316.00	21%	
OVERTIME	1000-18-1811-000000-601030	$4,000.00	$17,977.77	$36,091.00	802.3%	
EMPLOYEE PAYOFF	1000-18-1811-000000-601070	$0.00	$24,466.88	$0.00	0%	
REGULAR SALARIES	1000-24-2441-000000-601010	$1,014,510.00	$684,216.38	$1,202,432.00	18.5%	
PART TIME - REGULAR	1000-24-2441-000000-601020	$15,000.00	$0.00	$0.00	-100%	
OVERTIME	1000-24-2441-000000-601030	$15,300.00	$8,508.88	$8,811.00	-42.4%	
EMPLOYEE PAYOFF	1000-24-2441-000000-601070	$0.00	$5,982.61	$0.00	0%	
STORM OPS -REGULAR SALARIES	5900-75-7501-000000-601010	$546,788.80	$517,644.59	$1,599,957.00	192.6%	
STORM OPS -PART TIME -REGULAR	5900-75-7501-000000-601020	$0.00	$0.00	$56,296.00	N/A	
STORM OPS -OVERTIME	5900-75-7501-000000-601030	$0.00	$4,794.86	$1,269.00	N/A	
STORM OPS -EMPLOYEE PAYOFF	5900-75-7501-000000-601070	$0.00	$3,583.22	$0.00	0%	
REGULAR SALARIES	6003-81-8101-000000-601010	$2,059,372.00	$1,682,459.59	$2,780,668.00	35%	
OVERTIME	6003-81-8101-000000-601030	$5,300.00	$8,900.99	$21,525.00	306.1%	
EMPLOYEE PAYOFF	6003-81-8101-000000-601070	$0.00	$1,038.83	$0.00	0%	
ENGINEERNG -PROJ EXP -CONTRA	6003-81-8101-000000-601902	-$1,200,000.00	-$32,766.20	-$1,200,000.00	0%	
ENG-INSPEC -PROJ EXP -CONTRA	6003-81-8102-000000-601902		$0.00	-$686,000.00	N/A	
Total Salaries and Wages:		**$4,592,950.80**	**$4,546,698.34**	**$6,402,365.00**	**39.4%**	
Employee Benefits						
GF-STREET -GROUP HEALTH	1000-18-1811-000000-612101	$333,711.00	$251,853.58	$357,440.00	7.1%	
GF-STREET -GROUP LIFE	1000-18-1811-000000-612102	$1,686.00	$1,307.90	$1,985.00	17.7%	
GF-STREET -SOC SEC-MEDIC	1000-18-1811-000000-612200	$163,456.00	$120,542.56	$205,726.00	25.9%	
GF-STREET -PENSION-	1000-18-1811-000000-612300	$320,501.00	$249,350.65	$398,581.00	24.4%	
GF-STREET -WORK COMP	1000-18-1811-000000-612600	$140,840.00	$110,057.33	$174,190.00	23.7%	

Name	Account ID	FY2022 Amended Budget	FY2022 Actual	FY2023 Budgeted	FY2022 Amended Budget vs. FY2023 Budgeted (% Change)	Notes
GF-TRAFFIC -GROUP HEALTH	1000-24-2441-000000-612101	$155,284.00	$105,351.61	$157,280.00	1.3%	
GF-TRAFFIC -GROUP LIFE	1000-24-2441-000000-612102	$787.00	$521.53	$910.00	15.6%	
GF-TRAFFIC -SOC SEC-MEDIC	1000-24-2441-000000-612200	$79,928.00	$51,769.43	$92,868.00	16.2%	
GF-TRAFFIC -PENSION-	1000-24-2441-000000-612300	$154,178.00	$104,806.36	$182,094.00	18.1%	
GF-TRAFFIC -WORK COMP	1000-24-2441-000000-612600	$54,837.00	$35,603.72	$62,790.00	14.5%	
STORM OPS -GROUP HEALTH	5900-75-7501-000000-612101	$49,466.73	$47,395.73	$117,280.00	137.1%	
STORM OPS -GROUP LIFE	5900-75-7501-000000-612102	$314.00	$288.09	$677.00	115.6%	
STORM OPS -SOC SEC-MEDIC	5900-75-7501-000000-612200	$41,829.00	$38,765.02	$107,892.00	157.9%	
STORM OPS -PENSION-	5900-75-7501-000000-612300	$82,018.87	$78,408.60	$166,834.00	103.4%	
STORM OPS -WORK COMP	5900-75-7501-000000-612600	$2,373.00	$3,742.80	$23,187.00	877.1%	
ENGINEERNG -GROUP HEALTH	6003-81-8101-000000-612101	$232,171.00	$191,816.29	$320,000.00	37.8%	
ENGINEERNG -GROUP LIFE	6003-81-8101-000000-612102	$1,310.00	$1,076.77	$1,870.00	42.7%	
ENGINEERNG -SOC SEC-MEDIC	6003-81-8101-000000-612200	$157,931.00	$124,555.51	$214,393.00	35.8%	
ENGINEERNG -PENSION-	6003-81-8101-000000-612300	$309,510.16	$253,601.45	$420,377.00	35.8%	
ENGINEERNG -WORK COMP	6003-81-8101-000000-612600	$11,197.84	$9,043.71	$18,889.00	68.7%	
Total Employee Benefits:		**$2,293,329.60**	**$1,779,858.64**	**$3,025,263.00**	**31.9%**	
Purchased Professional and Technical Services						
GF-STREET -SPEC SVC	1000-18-1811-000000-623100	$950,730.42	$345,018.06	$743,518.00	-21.8%	
GF-STREET -CITY ENGINEERING	1000-18-1811-000000-623102	$1,382,822.00	$1,152,351.70	$1,300,000.00	-6%	
GF-STREET -SPEC SVC -TEMPS	1000-18-1811-000000-623105	$80,000.00	$163,705.65	$140,000.00	75%	
GF-STREET -IT SERVICES	1000-18-1811-000000-623106	$0.00	$0.00	$180,589.00	N/A	
GF-TRAFFIC -SPEC SVC	1000-24-2441-000000-623100	$1,161,723.82	$302,170.84	$791,038.00	-31.9%	
GF-TRAFFIC -SPEC SVC -TEMPS	1000-24-2441-000000-623105	$72,937.00	$68,358.40	$72,937.00	0%	

Name	Account ID	FY2022 Amended Budget	FY2022 Actual	FY2023 Budgeted	FY2022 Amended Budget vs. FY2023 Budgeted (% Change)	Notes
GF-TRAFFIC -IT SERVICES	1000-24-2441-000000-623106	$0.00	$0.00	$103,376.00	N/A	
STORM OPER-SPEC SVC	5900-75-7501-000000-623100	$884,266.88	$192,051.72	$740,551.00	-16.3%	
SPECIAL SVCS - ENGINEERING	5900-75-7501-000000-623102	$0.00	$0.00	$528,963.00	N/A	
STORM OPER-IT SERVICES	5900-75-7501-000000-623106	$0.00	$0.00	$13,314.00	N/A	
SPECIAL SVCS -VEH&EQUIP REPLCM	5900-75-7501-000000-623108		$0.00	$150,000.00	N/A	
ENGINEERNG -SPEC SVC	6003-81-8101-000000-623100	$1,390,497.30	$461,209.14	$675,000.00	-51.5%	
ENGINEERNG -IT SERVICES	6003-81-8101-000000-623106	$0.00	$0.00	$560,998.00	N/A	
SPECIAL SVCS -VEH&EQUIP REPLCM	6003-81-8101-000000-623108		$0.00	$80,000.00	N/A	
Total Purchased Professional and Technical Services:		**$5,922,977.42**	**$2,684,865.51**	**$6,080,284.00**	**2.7%**	
Purchased Property Services						
GF-STREET -UTIL SVC - WATER	1000-18-1811-000000-634101	$7,260.00	$5,007.55	$8,400.00	15.7%	
GF-STREET -UTIL SVC - REFUSE	1000-18-1811-000000-634102	$15,600.00	$9,237.63	$11,433.00	-26.7%	
GF-STREET -UTIL SVC - SEWER	1000-18-1811-000000-634103	$924.00	$965.93	$1,300.00	40.7%	
GF-STREET -UTIL SVC - LANDFILL	1000-18-1811-000000-634104	$504.00	$412.00	$504.00	0%	
GF-TRAFFIC -UTIL SVC - WATER	1000-24-2441-000000-634101	$819.00	$725.75	$1,300.00	58.7%	
GF-TRAFFIC -UTIL SVC-REFUSE	1000-24-2441-000000-634102	$1,440.00	$767.26	$777.00	-46%	
GF-TRAFFIC -UTIL SVC-SEWER	1000-24-2441-000000-634103	$528.00	$496.39	$900.00	70.5%	
STORM OPS -UTIL SVC - WATER	5900-75-7501-000000-634101	$1,000.00	$0.00	$0.00	-100%	
STORM OPS -UTIL SVC-REFUSE	5900-75-7501-000000-634102	$1,000.00	$0.00	$0.00	-100%	
STORM OPS -UTIL SVC - SEWER	5900-75-7501-000000-634103	$500.00	$0.00	$0.00	-100%	
STORM OPS -UTIL SVC-LANDFILL	5900-75-7501-000000-634104	$1,000.00	$0.00	$1,000.00	0%	
RENT & EASEMENT- FACILITY RENT	5900-75-7501-000000-634401		$0.00	$53,460.00	N/A	
ENGINEERNG - RENT&EASEMENT	6003-81-8101-000000-634400	$52,611.00	$43,842.50	$56,557.00	7.5%	

Name	Account ID	FY2022 Amended Budget	FY2022 Actual	FY2023 Budgeted	FY2022 Amended Budget vs. FY2023 Budgeted (% Change)	Notes
Total Purchased Property Services:		**$83,186.00**	**$61,455.01**	**$135,631.00**	**63%**	
Maintenance						
GF-STREET -MAINT OF BUILDINGS	1000-18-1811-000000-644701	$9,573.48	$8,800.55	$31,000.00	223.8%	
GF-STREET -MAINT-STREETS/ROADS	1000-18-1811-000000-644708	$758,715.90	$428,443.39	$756,000.00	-0.4%	
GF-STREET -MAINT - EQUIP	1000-18-1811-000000-644801	$420.00	$14,337.03	$10,000.00	2,281%	
GF-STREET -MAINT - VEH PARTS	1000-18-1811-000000-644803	$274,623.00	$154,502.48	$141,218.00	-48.6%	
GF-STREET -MAINT-VEH-OUTSIDE	1000-18-1811-000000-644805	$157,551.00	$77,815.88	$115,068.00	-27%	
GF-STREET -MAINT - VEH - MISC	1000-18-1811-000000-644810	$11,975.00	$3,684.36	$1,832.00	-84.7%	
GF-STREET -MAINT - OTHER	1000-18-1811-000000-644815	$9,815.70	$54,392.64	$51,500.00	424.7%	
GF-STREET-MAINT-FLEET SVC	1000-18-1811-000000-644825	$198,048.00	$165,040.00	$0.00	-100%	
GF-TRAFFIC -MAINT - SIGNS&MARK	1000-24-2441-000000-644711	$206,400.00	$215,833.31	$206,400.00	0%	
GF-TRAFFIC -MAINT-STREET LIGHT	1000-24-2441-000000-644715	$268,282.00	$53,330.19	$260,448.00	-2.9%	
GF-TRAFFIC -MAINT - EQUIP	1000-24-2441-000000-644801	$403.00	$673.32	$403.00	0%	
GF-TRAFFIC -MAINT - VEH PARTS	1000-24-2441-000000-644803	$28,795.00	$16,822.67	$24,953.00	-13.3%	
GF-TRAFFIC -MAINT-VEH-OUTSIDE	1000-24-2441-000000-644805	$17,500.00	$33,122.74	$30,129.00	72.2%	
GF-TRAFFIC -MAINT - VEH - MISC	1000-24-2441-000000-644810	$1,000.00	$4,629.30	$4,815.00	381.5%	
GF-TRAFFIC -MAINT-TRAFFIC SIGN	1000-24-2441-000000-644811	$531,566.25	$281,201.14	$502,623.00	-5.4%	
GF-TRAFFIC -MAINT - OTHER	1000-24-2441-000000-644815	$17,800.00	$21,697.51	$23,800.00	33.7%	
GF-TRAFFIC-MAINT-FLEET SVC	1000-24-2441-000000-644825	$45,267.00	$37,722.50	$0.00	-100%	
STORM OPS -MAINT -STORM SEWERS	5900-75-7501-000000-644706	$100,000.00	$0.00	$100,000.00	0%	
STORM OPS -MAINT - EQUIP	5900-75-7501-000000-644801	$1,428.00	$22,296.10	$1,428.00	0%	
STORM OPS -MAINT - VEH PARTS	5900-75-7501-000000-644803	$898.00	$25.00	$0.00	-100%	
STORM OPS -MAINT-VEH-OUTSIDE	5900-75-7501-000000-644805	$188.00	$0.00	$0.00	-100%	

Name	Account ID	FY2022 Amended Budget	FY2022 Actual	FY2023 Budgeted	FY2022 Amended Budget vs. FY2023 Budgeted (% Change)	Notes
STORM OPS -MAINT - VEH - MISC	5900-75-7501-000000-644810	$480.00	$0.00	$0.00	-100%	
STORM OPS - MAINT - OTHER	5900-75-7501-000000-644815	$100,600.00	$8,090.17	$118,030.00	17.3%	
STORM OPS-MAINT-FLEET SVC	5900-75-7501-000000-644825	$1,117.00	$930.80	$0.00	-100%	
ENGINEERNG -MAINT - EQUIP	6003-81-8101-000000-644801	$5,710.00	$0.00	$5,710.00	0%	
ENGINEERNG -MAINT - VEH PARTS	6003-81-8101-000000-644803	$3,591.00	$5,993.33	$4,801.00	33.7%	
ENGINEERNG -MAINT-VEH-OUTSIDE	6003-81-8101-000000-644805	$750.00	$1,386.65	$1,624.00	116.5%	
ENGINEERNG -MAINT - VEH - MISC	6003-81-8101-000000-644810	$1,920.00	$8,876.01	$9,335.00	386.2%	
ENGINEERNG -MAINT - OTHER	6003-81-8101-000000-644815	$12,000.00	$81,819.30	$12,000.00	0%	
ENGINEERNG-MAINT-FLEET SVC	6003-81-8101-000000-644825	$17,343.00	$14,452.50	$0.00	-100%	
Total Maintenance:		**$2,783,760.33**	**$1,715,918.87**	**$2,413,117.00**	**-13.3%**	
Other Purchased Services						
GF-STREET -INSUR - PROPERTY	1000-18-1811-000000-655100	$23,483.00	$23,483.00	$30,340.00	29.2%	
GF-STREET -INSUR - AUTO LIAB	1000-18-1811-000000-655200	$34,920.00	$34,920.00	$50,575.00	44.8%	
GF-STREET -INSUR - GEN LIAB	1000-18-1811-000000-655300	$24,800.00	$24,800.00	$9,125.00	-63.2%	
GF-STREET - COMMUNICATIONS	1000-18-1811-000000-655600	$9,660.00	$8,206.17	$9,660.00	0%	
GF-STREET -CELL PHONES	1000-18-1811-000000-655602	$6,240.00	$8,364.97	$6,240.00	0%	
GF-STREET -ADVERTISING	1000-18-1811-000000-655700	$600.00	$0.00	$600.00	0%	
ADVERTISING- LEGAL ADS	1000-18-1811-000000-655702	$600.00	$799.92	$600.00	0%	
GF-STREET -TRAVEL&TRAIN	1000-18-1811-000000-655800	$21,740.00	$13,185.13	$21,740.00	0%	
GF-STREET -DUES AND MEMB	1000-18-1811-000000-655850	$3,530.00	$100.00	$3,530.00	0%	
GF-STREET -OTH PURCHSVC-EQUIP	1000-18-1811-000000-655901	$8,000.00	$1,532.54	$8,000.00	0%	
GF-STREET -OTH PURCHSVC - COMP	1000-18-1811-000000-655908	$0.00	$1,673.47	$0.00	0%	
GF-TRAFFIC -INSUR - PROPERTY	1000-24-2441-000000-655100	$87.00	$87.00	$112.00	28.7%	
GF-TRAFFIC -INSUR - AUTO LIAB	1000-24-2441-000000-655200	$10,975.00	$10,975.00	$15,895.00	44.8%	

Name	Account ID	FY2022 Amended Budget	FY2022 Actual	FY2023 Budgeted	FY2022 Amended Budget vs. FY2023 Budgeted (% Change)	Notes
GF-TRAFFIC -INSUR - GEN LIAB	1000-24-2441-000000-655300	$10,928.00	$10,928.00	$5,328.00	-51.2%	
GF-TRAFFIC -COMMUNICATIONS	1000-24-2441-000000-655600	$1,000.00	$958.89	$1,000.00	0%	
GF-TRAFFIC -CELL PHONES	1000-24-2441-000000-655602	$2,108.00	$2,670.61	$7,388.00	250.5%	
GF-TRAFFIC -TRAVEL&TRAIN	1000-24-2441-000000-655800	$7,500.00	$8,856.27	$7,500.00	0%	
GF-TRAFFIC -DUES AND MEMB	1000-24-2441-000000-655850	$490.00	$375.94	$490.00	0%	
GF-TRAFFIC -OTH PURCHSVC-EQUIP	1000-24-2441-000000-655901	$1,868.00	$3,764.44	$1,868.00	0%	
STORM OPS -INSUR -PROPERTY	5900-75-7501-000000-655100	$0.00	$0.00	$11,563.00	N/A	
STORM OPS -INSUR - AUTO LIAB	5900-75-7501-000000-655200	$873.00	$873.00	$1,264.00	44.8%	
STORM OPS -INSUR - GEN LIAB	5900-75-7501-000000-655300	$2,982.00	$2,982.00	$7,180.00	140.8%	
STORM OPS -COMMUNICATIONS	5900-75-7501-000000-655600	$10,000.00	$0.00	$21,000.00	110%	
STORM OPS -CELL PHONES	5900-75-7501-000000-655602	$5,000.00	$0.00	$5,000.00	0%	
STORM OPS -ADVERTISING	5900-75-7501-000000-655700	$35,000.00	$2,000.00	$35,000.00	0%	
STORM OPS -ADVERT -LEGAL ADS	5900-75-7501-000000-655702	$0.00	$7,082.27	$0.00	0%	
STORM OPS -TRAVEL&TRAIN	5900-75-7501-000000-655800	$25,000.00	$4,263.00	$38,800.00	55.2%	
STORM OPS -DUES AND MEMB	5900-75-7501-000000-655850	$5,000.00	$297.00	$5,000.00	0%	
STORM OPS -OTH PURCHSVC-EQUIP	5900-75-7501-000000-655901	$20,000.00	$0.00	$20,000.00	0%	
STORM OPS -OTH PURCHSVC -COMP	5900-75-7501-000000-655908	$0.00	$840.42	$5,000.00	N/A	
STORM OPS -OTH PURCHSVC-OTHR	5900-75-7501-000000-655909	$1,000.00	$0.00	$1,000.00	0%	
ENGINEERNG -INSUR - AUTO LIAB	6003-81-8101-000000-655200	$3,493.00	$3,493.00	$5,059.00	44.8%	
ENGINEERNG -INSUR - GEN LIAB	6003-81-8101-000000-655300	$11,929.00	$11,929.00	$422.00	-96.5%	
ENGINEERNG -COMMUNICATIONS	6003-81-8101-000000-655600	$3,400.00	$3,977.89	$3,400.00	0%	
ENGINEERNG -CELL PHONES	6003-81-8101-000000-655602	$17,780.00	$13,689.47	$22,581.00	27%	
ENGINEERNG -ADVERTISING	6003-81-8101-000000-655700	$2,000.00	$1,800.00	$2,000.00	0%	
ENGINEERNG -ADVERT-LEGAL ADS	6003-81-8101-000000-655702	$24,000.00	$399.96	$24,000.00	0%	

Name	Account ID	FY2022 Amended Budget	FY2022 Actual	FY2023 Budgeted	FY2022 Amended Budget vs. FY2023 Budgeted (% Change)	Notes
ENGINEERNG -TRAVEL&TRAIN	6003-81-8101-000000-655800	$10,720.00	$12,226.93	$40,320.00	276.1%	
ENGINEERNG -DUES AND MEMB	6003-81-8101-000000-655850	$5,775.00	$4,857.00	$5,775.00	0%	
ENGINEERNG -OTH PURCHSVC-EQUIP	6003-81-8101-000000-655901	$8,160.00	$992.40	$8,160.00	0%	
ENGINEERNG -OTH PURCHSVC -COMP	6003-81-8101-000000-655908	$2,136.00	$1,137.16	$14,136.00	561.8%	
Total Other Purchased Services:		**$362,777.00**	**$228,521.85**	**$456,651.00**	**25.9%**	
Supplies						
GF-STREET -SUPPL - OFFICE	1000-18-1811-000000-666101	$3,500.00	$8,005.39	$7,000.00	100%	
GF-STREET -SUPPL-MINOR TOOLS	1000-18-1811-000000-666102	$14,000.00	$25,912.74	$22,000.00	57.1%	
GF-STREET -SUPPL - NON-EXPEND	1000-18-1811-000000-666103	$8,100.00	$35,738.59	$37,862.00	367.4%	
GF-STREET -SUPPL - SOFTWARE	1000-18-1811-000000-666104	$9,284.00	$355.00	$6,174.00	-33.5%	
GF-STREET -SUPPL-WEAR-APPARL	1000-18-1811-000000-666105	$30,626.00	$8,679.79	$30,626.00	0%	
GF-STREET -SUPPL-CHEMIC&MEDIC	1000-18-1811-000000-666106	$17,000.00	$9,012.67	$17,000.00	0%	
GF-STREET -SUPPL-JANITOR/MECH	1000-18-1811-000000-666107	$4,300.00	$4,827.99	$5,300.00	23.3%	
GF-STREET -SUPPL-BOTANIC/AGRI	1000-18-1811-000000-666108	$500.00	$443.70	$500.00	0%	
GF-STREET -SUPPL - OTHER	1000-18-1811-000000-666110	$4,500.00	$9,504.64	$5,500.00	22.2%	
GF-STREET -ENERGY-HEAT&FUEL	1000-18-1811-000000-666201	$2,800.00	$2,049.31	$2,041.00	-27.1%	
GF-STREET -ENERGY - ELECTRIC	1000-18-1811-000000-666202	$9,300.00	$7,291.78	$7,484.00	-19.5%	
GF-STREET -ENER-PROP/BUT/ACET	1000-18-1811-000000-666205	$100.00	$500.05	$60.00	-40%	
GF-STREET -FUEL&LUBR - UNLEAD	1000-18-1811-000000-666301	$18,304.00	$26,384.83	$29,115.00	59.1%	
GF-STREET -FUEL&LUB-DIESEL	1000-18-1811-000000-666302	$128,752.00	$135,960.00	$220,434.00	71.2%	
GF-STREET -FUEL&LUBR - LUBRS	1000-18-1811-000000-666303	$526.00	$5,193.43	$6,202.00	1,079.1%	
GF-STREET -FLT SVC ALLOC.	1000-18-1811-000000-666825	$33,961.00	$28,300.80	$384,263.00	1,031.5%	
GF-TRAFFIC -SUPPL - OFFICE	1000-24-2441-000000-666101	$2,700.00	$2,425.95	$2,700.00	0%	
GF-TRAFFIC -SUPPL-MINOR TOOLS	1000-24-2441-000000-666102	$8,000.00	$7,627.30	$8,000.00	0%	

Name	Account ID	FY2022 Amended Budget	FY2022 Actual	FY2023 Budgeted	FY2022 Amended Budget vs. FY2023 Budgeted (% Change)	Notes
GF-TRAFFIC -SUPPL - NON-EXPEND	1000-24-2441-000000-666103	$19,000.00	$24,420.76	$27,600.00	45.3%	
GF-TRAFFIC -SUPPL - SOFTWARE	1000-24-2441-000000-666104	$720.00	$10,060.43	$720.00	0%	
GF-TRAFFIC -SUPPL-WEAR-APPARL	1000-24-2441-000000-666105	$13,698.00	$1,323.62	$13,698.00	0%	
GF-TRAFFIC -SUPPL-CHEMIC&MEDIC	1000-24-2441-000000-666106	$5,100.00	$2,660.21	$5,100.00	0%	
GF-TRAFFIC -SUPPL-JANITOR/MECH	1000-24-2441-000000-666107	$1,200.00	$675.39	$1,200.00	0%	
GF-TRAFFIC -SUPPL - OTHER	1000-24-2441-000000-666110	$1,000.00	$2,267.15	$1,000.00	0%	
GF-TRAFFIC -ENERGY-HEAT&FUEL	1000-24-2441-000000-666201	$4,700.00	$2,219.65	$2,652.00	-43.6%	
GF-TRAFFIC -ENERGY - ELECTRIC	1000-24-2441-000000-666202	$9,900.00	$7,516.26	$10,136.00	2.4%	
GF-TRAFFC -ENER-STR&TRAF LIGHT	1000-24-2441-000000-666203	$582,000.00	$494,297.39	$595,080.00	2.2%	
GF-TRAFFIC -ENER-PROP/BUT/ACET	1000-24-2441-000000-666205	$5,000.00	$3,999.79	$4,248.00	-15%	
GF-TRAFFIC -FUEL&LUBR - UNLEAD	1000-24-2441-000000-666301	$15,000.00	$18,564.38	$20,521.00	36.8%	
GF-TRAFFIC -FUEL&LUB-DIESEL	1000-24-2441-000000-666302	$21,980.00	$19,727.16	$32,879.00	49.6%	
GF-TRAFFIC -FUEL&LUBR - LUBRS	1000-24-2441-000000-666303	$600.00	$383.58	$267.00	-55.5%	
GF-TRAFFIC -FLT SVC ALLOC.	1000-24-2441-000000-666825	$4,247.00	$3,539.20	$79,477.00	1,771.4%	
STORM OPS -SUPPL - OFFICE	5900-75-7501-000000-666101	$8,000.00	$1,241.96	$8,000.00	0%	
STORM OPS -SUPPL-MINOR TOOLS	5900-75-7501-000000-666102	$2,500.00	$1,200.49	$2,500.00	0%	
STORM OPS -SUPPL - NON-EXPEND	5900-75-7501-000000-666103	$15,000.00	$10,365.39	$68,500.00	356.7%	
STORM OPS -SUPPL - SOFTWARE	5900-75-7501-000000-666104	$3,000.00	$0.00	$26,185.00	772.8%	
STORM OPS -SUPPL-WEAR-APPARL	5900-75-7501-000000-666105	$1,000.00	$271.17	$3,750.00	275%	
STORM OPS -SUPPL-CHEMIC&MEDIC	5900-75-7501-000000-666106	$2,500.00	$279.80	$228,050.00	9,022%	
STORM OPS -SUPPL-JANITOR/MECH	5900-75-7501-000000-666107	$250.00	$6.96	$250.00	0%	
STORM OPS -SUPPL - OTHER	5900-75-7501-000000-666110	$3,500.00	$2,043.73	$3,500.00	0%	
STORM OPS -ENERGY - ELECTRIC	5900-75-7501-000000-666202	$1,000.00	$0.00	$0.00	-100%	
STORM OPS -FUEL&LUBR - UNLEAD	5900-75-7501-000000-666301	$3,938.00	$0.00	$0.00	-100%	

Name	Account ID	FY2022 Amended Budget	FY2022 Actual	FY2023 Budgeted	FY2022 Amended Budget vs. FY2023 Budgeted (% Change)	Notes
STORM OPS -FUEL&LUB-DIESEL	5900-75-7501-000000-666302	$500.00	$0.00	$0.00	-100%	
STORM OPS -FUEL&LUBR -LUBRS	5900-75-7501-000000-666303	$34.00	$0.00	$0.00	-100%	
STORM OPS -FLT SVC ALLOC.	5900-75-7501-000000-666825	$0.00	$0.00	$51,645.00	N/A	
ENGINEERNG -SUPPL - OFFICE	6003-81-8101-000000-666101	$12,000.00	$13,835.20	$12,000.00	0%	
ENGINEERNG -SUPPL-MINOR TOOLS	6003-81-8101-000000-666102	$3,750.00	$4,335.37	$11,750.00	213.3%	
ENGINEERNG -SUPPL - NON-EXPEND	6003-81-8101-000000-666103	$45,100.00	$63,276.63	$129,900.00	188%	
ENGINEERNG -SUPPL - SOFTWARE	6003-81-8101-000000-666104	$5,000.00	$7,730.00	$15,800.00	216%	
ENGINEERNG -SUPPL-WEAR-APPARL	6003-81-8101-000000-666105	$7,255.00	$3,581.48	$8,775.00	21%	
ENGINEERNG -SUPPL-CHEMIC&MEDIC	6003-81-8101-000000-666106	$5,000.00	$902.67	$5,000.00	0%	
ENGINEERNG -SUPPL-JANITOR/MECH	6003-81-8101-000000-666107	$1,500.00	$239.68	$1,500.00	0%	
ENGINEERNG -SUPPL - OTHER	6003-81-8101-000000-666110	$5,000.00	$1,859.63	$7,004.00	40.1%	
ENGINEERNG -FUEL&LUBR -UNLEAD	6003-81-8101-000000-666301	$21,482.00	$24,658.27	$30,329.00	41.2%	
ENGINEERNG -FUEL&LUBR -LUBRS	6003-81-8101-000000-666303	$138.00	$55.20	$85.00	-38.4%	
ENGINEERNG -FLT SVC ALLOC.	6003-81-8101-000000-666825	$3,561.00	$2,967.50	$12,326.00	246.1%	
Total Supplies:		**$1,131,406.00**	**$1,048,720.06**	**$2,213,688.00**	**95.7%**	
Other Operating Expenses						
STORM OPS -OTH EXP -BAD DEBTS	5900-75-7501-000000-678303	$250,000.00	$0.00	$250,000.00	0%	
OTHER EXPENSES-INDIRECT	5900-75-7501-000000-678304	$0.00	$0.00	$15,738.00	N/A	
ENGINEERNG -OTH EXPS-INDIRECT	6003-81-8101-000000-678304	$606,474.00	$505,395.00	$361,345.00	-40.4%	
ENGINEERNG -OTH EXP-MISC	6003-81-8101-000000-678308	$6,478.00	$0.00	$0.00	-100%	
Total Other Operating Expenses:		**$862,952.00**	**$505,395.00**	**$627,083.00**	**-27.3%**	
Interdepartmental Billings						
STORM OPS -BILLINGS FRM OTHERS	5900-75-7501-000000-698402	$2,034,321.00	$1,486,934.20	$1,328,338.00	-34.7%	
Total Interdepartmental Billings:		**$2,034,321.00**	**$1,486,934.20**	**$1,328,338.00**	**-34.7%**	

Name	Account ID	FY2022 Amended Budget	FY2022 Actual	FY2023 Budgeted	FY2022 Amended Budget vs. FY2023 Budgeted (% Change)	Notes
Capital Expenditures						
GF-STREETS- IMP-SIDEWALK/CURBS	1000-18-1811-000000-757304	$44,264.17	$11,679.96	$0.00	-100%	
GF -STREETS -IMPR -STORMWATER	1000-18-1811-000000-757305	$32,500.00	$0.00	$0.00	-100%	
GF-STREET -IMP -STREETS/ROADS	1000-18-1811-000000-757307	$0.00	$195,486.86	$0.00	0%	
GF-STREET -MACH & EQUIP -MACH	1000-18-1811-000000-757402	$143,435.00	$103,879.00	$429,400.00	199.4%	
GF-TRAFFC -MACH&EQUIP-SIGNALS	1000-24-2441-000000-757407	$87,166.00	$0.00	$0.00	-100%	
STORM OPS -MACH & EQUIP -MACH	5900-75-7501-000000-757402	$350,000.00	$34,213.19	$750,000.00	114.3%	
STORM OPS -MACH & EQUIP -VEH	5900-75-7501-000000-757404	$384,400.00	$184,400.00	$0.00	-100%	
ENGINEERNG -MACH & EQUIP - VEH	6003-81-8101-000000-757404	$0.00	$0.00	$400,000.00	N/A	
ENGINEERNG -DESIGN	6003-81-8101-000000-757503	$497,000.00	$175,105.52	$0.00	-100%	
Total Capital Expenditures:		**$1,538,765.17**	**$704,764.53**	**$1,579,400.00**	**2.6%**	
Transfers Out						
STORM OPS - XFR TO -STMWTR DSF	5900-75-7501-000000-895903	$705,000.00	$0.00	$784,513.00	11.3%	
Total Transfers Out:		**$705,000.00**	**$0.00**	**$784,513.00**	**11.3%**	
Total Expense Objects:		**$22,311,425.32**	**$14,763,132.01**	**$25,046,333.00**	**12.3%**	

Municipal Court

Mission
The City of Waco Municipal Court is committed to operating the Court, within its jurisdiction, in compliance with State laws and City Ordinances, to promote the safety and welfare of all citizens and to maintain public confidence.

Departmental Overview
Municipal Court has jurisdiction over traffic citations, Class C Misdemeanors and City of Waco Code of Ordinances. Applying all applicable laws effectively and meeting all customer needs is the number one priority of the Municipal Court.

Divisions and FTEs
Administration: 14 FTEs

Programs of Services
All court activities include court appearances by defendants; arraignments; pre-trials and trials; court processes within Legislative guidelines, including the Office of Court Administration's best practices for collections of court fines and court costs; and timely setting of court dockets. These activities interact with each other to reach final disposition of filed cases and collection of court costs, fees and fines. The sole function of the City of Waco Municipal Court is to dispose of all filed citations and summons. Citations and summons are received from a variety of entities including Waco Police Department (PD), Animal Control, Park Rangers, TABC, Fire Marshals, Baylor PD, McLennan Community College, Woodway PD, Hewitt PD, TSTC PD, and Waco ISD PD.

FY22 Accomplishments
- Upgraded the court's document imagining system, Tyler Content Management (TCM) application.
- Followed the court's newly developed operational plan to conduct court proceedings within guidelines set by the Office of Court Administration due to COVID-19.
- Developed virtual meetings to conduct court proceedings with customers.
- Continued sending all delinquent accounts to McCreary, Veselka, Bragg & Allen P.C. (MVBA) for collections as accounts became 61 days delinquent.
- Continued sending notice of Defendants in warrant status to the Texas Department of Public Safety Failure to Appear Program for denial of driver's license renewal.
- Maintained court operations under-budgeted expenditures.

FY23 Objectives
- Provide professional development for Municipal Court Deputy Court Clerks through external training provided by the Texas Municipal Court Education Center.
- Expedite internal training through cross-training within all Court areas for improved teamwork and efficiencies.
- Initiate the development of a Standard Operating Procedure Manual for consistent processes and procedures.
- Implement Legislative changes for Municipal Courts.
- Continue to send all delinquent accounts to McCreary, Veselka, Bragg & Allen P.C. (MVBA) for collections as accounts become 61 days delinquent.
- Continue to send notice of Defendants in warrant status to the Texas Department of Public Safety Failure to Appear Program for denial of driver's license renewal.
- Continue to perform at or under-budgeted operational expenditures.

Performance Measures

Strategic Goal: Provide a Safe and Resilient City	
Performance Indicators	Proposed FY 2022-2023
Resolution/Disposition of filed Citations and Summons from Law Enforcement Agencies	Processed through statutory options daily to Defendants within State & Federal laws
Docket, Hearing & Trial Settings	Resolved within applicable legal timeframes
Enforcement of Non-Appearance	Issuance of Warrants after 30 days' Notice
Enforcement of Judgments	Issuance of Capias Pro Fines after 30 days' Notice; Case to Collection Agency 61st day; Case to DPS FTA program daily

Department Diversity

By Race/Ethnicity and Gender

	American Indian/Alaskan Native	Hispanic or Latino	Asian	Black or African American	Native Hawaiian or Pacific Islander	White	Two or More Races	Male	Female
City of Waco Population*	0.4%	31.8%	2.2%	20.6%	0.1%	43.7%	6.4%	48.4%	51.6%
City Organization	1%	19%	1%	10%	0%	67%	2%	64%	36%
Municipal Court	0%	25%	0%	8%	0%	67%	0%	17%	83%

*U.S.Census Bureau: https://www.census.gov/quickfacts/wacocitytexas

Expenditures Summary

The Municipal Court department will see an increase in their base budget for FY 23 to keep up with inflationary cost.

$1,557,425 **$82,556**
(5.60% vs. prior year)

Municipal Court Proposed and Historical Budget vs. Actual

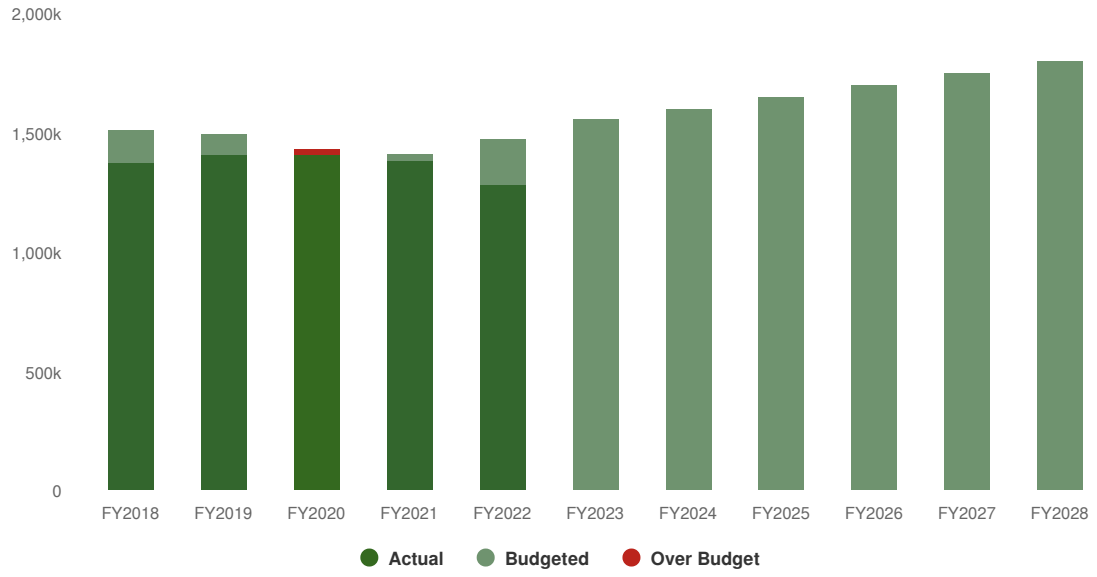

Expenditures by Fund

2023 Expenditures by Fund

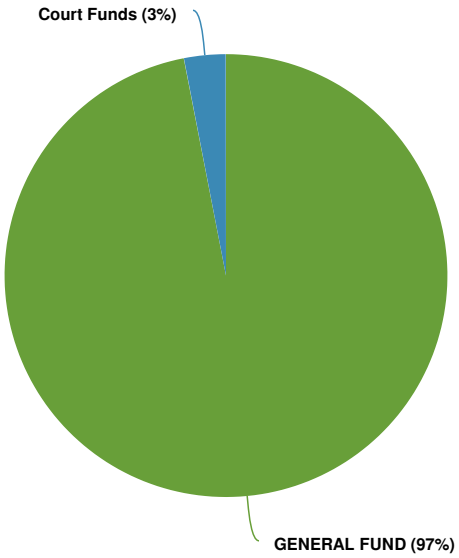

Budgeted and Historical 2023 Expenditures by Fund

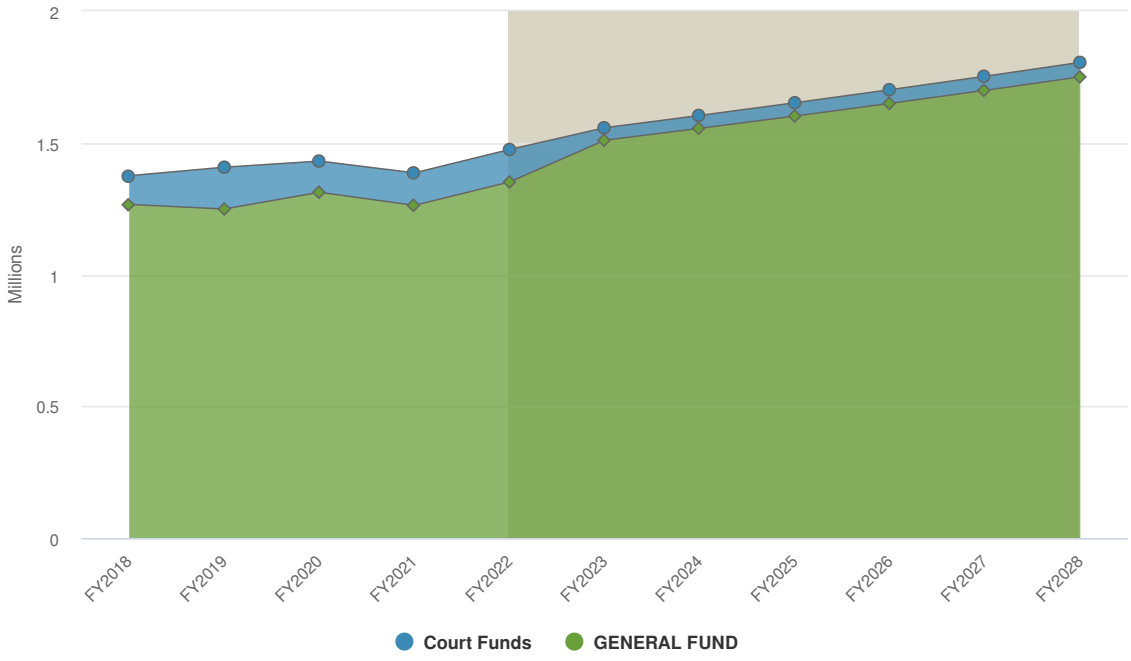

Grey background indicates budgeted figures.

Name	Account ID	FY2022 Amended Budget	FY2022 Actual	FY2023 Budgeted	FY2022 Amended Budget vs. FY2023 Budgeted (% Change)	Notes
GENERAL FUND						
REGULAR SALARIES	1000-19-1901-000000-601010	$841,128.00	$701,478.14	$883,005.00	5%	
OVERTIME	1000-19-1901-000000-601030	$1,000.00	$23.37	$38.00	-96.2%	
EMPLOYEE PAYOFF	1000-19-1901-000000-601070	$0.00	$62,061.20	$0.00	0%	
GF-MNCOURT -GROUP HEALTH	1000-19-1901-000000-612101	$107,759.00	$88,692.60	$112,000.00	3.9%	
GF-MNCOURT -GROUP LIFE	1000-19-1901-000000-612102	$592.00	$483.18	$639.00	7.9%	
GF-MNCOURT -SOC SEC-MEDIC	1000-19-1901-000000-612200	$64,423.00	$55,497.85	$67,553.00	4.9%	
GF-MNCOURT -PENSION-	1000-19-1901-000000-612300	$126,319.00	$114,534.75	$132,457.00	4.9%	
GF-MNCOURT -WORK COMP	1000-19-1901-000000-612600	$1,842.00	$3,660.10	$1,905.00	3.4%	
GF-MNCOURT -SPEC SVC	1000-19-1901-000000-623100	$22,320.00	$14,634.90	$32,792.00	46.9%	
GF-MNCOURT -IT SERVICES	1000-19-1901-000000-623106	$0.00	$0.00	$84,027.00	N/A	
GF-MNCOURT -COURT COSTS	1000-19-1901-000000-623600	$1,980.00	$0.00	$1,980.00	0%	
GF-MNCOURT -MAINT -EQUIP	1000-19-1901-000000-644801	$920.00	$264.95	$82,115.00	8,825.5%	
GR-MNCOURT -MAINT -OTHER	1000-19-1901-000000-644815	$77,000.00	$76,936.98	$0.00	-100%	
GF-MNCOURT -INSUR -GEN LIAB	1000-19-1901-000000-655300	$5,466.00	$5,466.00	$1,604.00	-70.7%	
GF-MNCOURT -COMMUNICATIONS	1000-19-1901-000000-655600	$3,300.00	$3,031.00	$3,360.00	1.8%	
GF-MNCOURT -TRAVEL&TRAIN	1000-19-1901-000000-655800	$4,500.00	$1,199.50	$11,200.00	148.9%	
GF-MNCOURT -DUES AND MEMB	1000-19-1901-000000-655850	$760.00	$480.00	$760.00	0%	
GF-MNCOURT -OTH PURCHSVC-EQUIP	1000-19-1901-000000-655901	$1,956.00	$1,434.33	$2,028.00	3.7%	
GF-MNCOURT -SUPPL -OFFICE	1000-19-1901-000000-666101	$31,428.00	$20,260.17	$32,694.00	4%	
GF-MNCOURT -SUPPL-MINOR TOOLS	1000-19-1901-000000-666102	$155.00	$140.70	$225.00	45.2%	
GF-MNCOURT -SUPPL -NON-EXPEND	1000-19-1901-000000-666103	$325.00	$340.42	$3,525.00	984.6%	
GF-MNCOURT -SUPPL-CHEMIC&MEDIC	1000-19-1901-000000-666106	$480.00	$0.00	$40.00	-91.7%	
GF-MNCOURT -SUPPL-JANITOR/MECH	1000-19-1901-000000-666107	$625.00	$307.85	$500.00	-20%	
GF-MNCOURT -SUPPL -OTHER	1000-19-1901-000000-666110	$400.00	$284.63	$500.00	25%	

Name	Account ID	FY2022 Amended Budget	FY2022 Actual	FY2023 Budgeted	FY2022 Amended Budget vs. FY2023 Budgeted (% Change)	Notes
GF-MNCOURT -ENERGY-HEAT&FUEL	1000-19-1901-000000-666201	$12,200.00	$9,676.99	$13,102.00	7.4%	
GF-MNCOURT -ENERGY -ELECTRIC	1000-19-1901-000000-666202	$31,800.00	$21,082.59	$28,876.00	-9.2%	
GF-MNCOURT -OTH EXP-BANK CHG	1000-19-1901-000000-678328	$13,000.00	$10,208.69	$13,000.00	0%	
Total GENERAL FUND:		**$1,351,678.00**	**$1,192,180.89**	**$1,509,925.00**	**11.7%**	
Court Funds						
COURT SECURITY						
COURTSECUR -SPEC SVC	2101-19-1901-000000-623100	$11,760.00	$8,780.33	$12,000.00	2%	
COURTSECUR -TRAVEL & TRAINING	2101-19-1901-000000-655800	$1,200.00	-$2.96	$1,400.00	16.7%	
COURT SEC-XFER TO GENERAL FUND	2101-19-1901-000000-891000	$60,000.00	$60,000.00	$0.00	-100%	
Total COURT SECURITY:		**$72,960.00**	**$68,777.37**	**$13,400.00**	**-81.6%**	
COURT TECHNOLOGY						
COURTTECH -SPEC SVC	2102-19-1901-000000-623100	$5,000.00	$2,847.50	$5,000.00	0%	
COURTTECH - MAINT -EQUIP	2102-19-1901-000000-644801	$3,050.00	$2,280.00	$3,100.00	1.6%	
COURTTECH -MAINT -OTHER	2102-19-1901-000000-644815	$29,181.00	$9,799.83	$12,000.00	-58.9%	
COURTECH-MUNI CRT-CELL PHONES	2102-19-1901-000000-655602	$0.00	$379.90	$1,000.00	N/A	
COURTTECH -SUPPL -OFFICE	2102-19-1901-000000-666101	$10,000.00	$4,579.72	$10,000.00	0%	
COURTTECH -SUPPL -NON-EXPEND	2102-19-1901-000000-666103	$3,000.00	$1,469.47	$3,000.00	0%	
Total COURT TECHNOLOGY:		**$50,231.00**	**$21,356.42**	**$34,100.00**	**-32.1%**	
Total Court Funds:		**$123,191.00**	**$90,133.79**	**$47,500.00**	**-61.4%**	
Total:		**$1,474,869.00**	**$1,282,314.68**	**$1,557,425.00**	**5.6%**	

Expenditures by Expense Type

Budgeted Expenditures by Expense Type

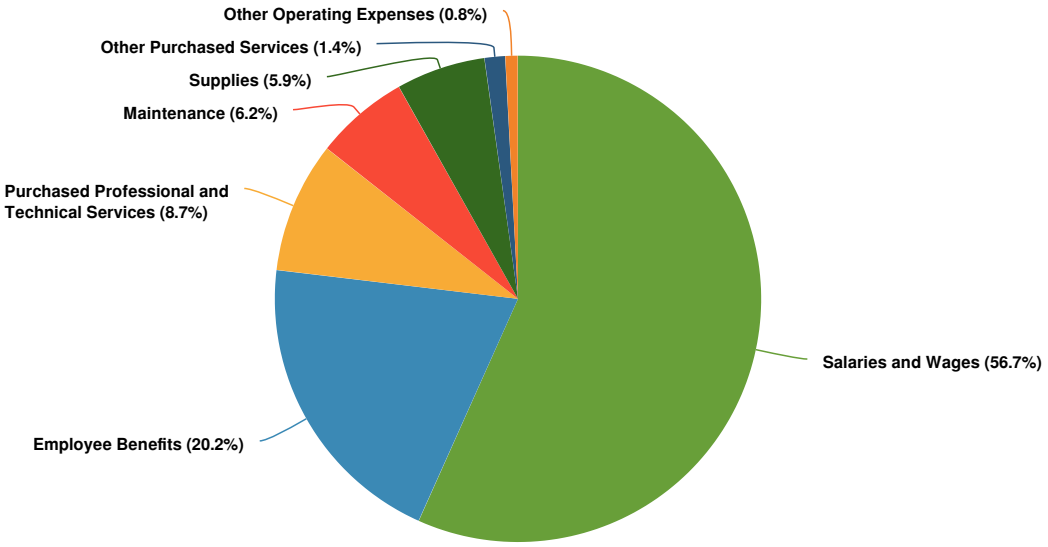

Budgeted and Historical Expenditures by Expense Type

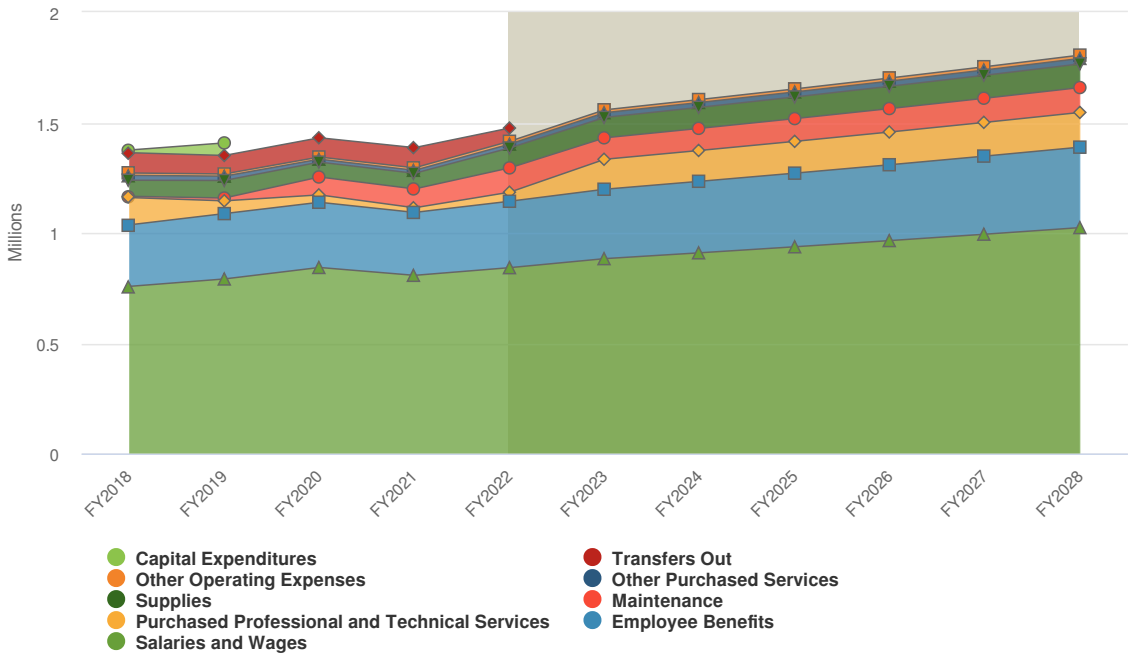

Grey background indicates budgeted figures.

Name	Account ID	FY2022 Amended Budget	FY2022 Actual	FY2023 Budgeted	FY2022 Amended Budget vs. FY2023 Budgeted (% Change)	Notes
Expense Objects						
Salaries and Wages						
REGULAR SALARIES	1000-19-1901-000000-601010	$841,128.00	$701,478.14	$883,005.00	5%	
OVERTIME	1000-19-1901-000000-601030	$1,000.00	$23.37	$38.00	-96.2%	
EMPLOYEE PAYOFF	1000-19-1901-000000-601070	$0.00	$62,061.20	$0.00	0%	
Total Salaries and Wages:		**$842,128.00**	**$763,562.71**	**$883,043.00**	**4.9%**	
Employee Benefits						
GF-MNCOURT -GROUP HEALTH	1000-19-1901-000000-612101	$107,759.00	$88,692.60	$112,000.00	3.9%	
GF-MNCOURT -GROUP LIFE	1000-19-1901-000000-612102	$592.00	$483.18	$639.00	7.9%	
GF-MNCOURT -SOC SEC-MEDIC	1000-19-1901-000000-612200	$64,423.00	$55,497.85	$67,553.00	4.9%	
GF-MNCOURT -PENSION-	1000-19-1901-000000-612300	$126,319.00	$114,534.75	$132,457.00	4.9%	
GF-MNCOURT -WORK COMP	1000-19-1901-000000-612600	$1,842.00	$3,660.10	$1,905.00	3.4%	
Total Employee Benefits:		**$300,935.00**	**$262,868.48**	**$314,554.00**	**4.5%**	
Purchased Professional and Technical Services						
GF-MNCOURT -SPEC SVC	1000-19-1901-000000-623100	$22,320.00	$14,634.90	$32,792.00	46.9%	
GF-MNCOURT -IT SERVICES	1000-19-1901-000000-623106	$0.00	$0.00	$84,027.00	N/A	
GF-MNCOURT -COURT COSTS	1000-19-1901-000000-623600	$1,980.00	$0.00	$1,980.00	0%	
COURTSECUR -SPEC SVC	2101-19-1901-000000-623100	$11,760.00	$8,780.33	$12,000.00	2%	
COURTTECH -SPEC SVC	2102-19-1901-000000-623100	$5,000.00	$2,847.50	$5,000.00	0%	
Total Purchased Professional and Technical Services:		**$41,060.00**	**$26,262.73**	**$135,799.00**	**230.7%**	
Maintenance						
GF-MNCOURT -MAINT - EQUIP	1000-19-1901-000000-644801	$920.00	$264.95	$82,115.00	8,825.5%	
GR-MNCOURT -MAINT - OTHER	1000-19-1901-000000-644815	$77,000.00	$76,936.98	$0.00	-100%	
COURTTECH - MAINT - EQUIP	2102-19-1901-000000-644801	$3,050.00	$2,280.00	$3,100.00	1.6%	
COURTTECH -MAINT - OTHER	2102-19-1901-000000-644815	$29,181.00	$9,799.83	$12,000.00	-58.9%	

Name	Account ID	FY2022 Amended Budget	FY2022 Actual	FY2023 Budgeted	FY2022 Amended Budget vs. FY2023 Budgeted (% Change)	Notes
Total Maintenance:		**$110,151.00**	**$89,281.76**	**$97,215.00**	**-11.7%**	
Other Purchased Services						
GF-MNCOURT -INSUR - GEN LIAB	1000-19-1901-000000-655300	$5,466.00	$5,466.00	$1,604.00	-70.7%	
GF-MNCOURT -COMMUNICATIONS	1000-19-1901-000000-655600	$3,300.00	$3,031.00	$3,360.00	1.8%	
GF-MNCOURT -TRAVEL&TRAIN	1000-19-1901-000000-655800	$4,500.00	$1,199.50	$11,200.00	148.9%	
GF-MNCOURT -DUES AND MEMB	1000-19-1901-000000-655850	$760.00	$480.00	$760.00	0%	
GF-MNCOURT -OTH PURCHSVC-EQUIP	1000-19-1901-000000-655901	$1,956.00	$1,434.33	$2,028.00	3.7%	
COURTSECUR -TRAVEL & TRAINING	2101-19-1901-000000-655800	$1,200.00	-$2.96	$1,400.00	16.7%	
COURTECH-MUNI CRT- CELL PHONES	2102-19-1901-000000-655602	$0.00	$379.90	$1,000.00	N/A	
Total Other Purchased Services:		**$17,182.00**	**$11,987.77**	**$21,352.00**	**24.3%**	
Supplies						
GF-MNCOURT -SUPPL - OFFICE	1000-19-1901-000000-666101	$31,428.00	$20,260.17	$32,694.00	4%	
GF-MNCOURT -SUPPL-MINOR TOOLS	1000-19-1901-000000-666102	$155.00	$140.70	$225.00	45.2%	
GF-MNCOURT -SUPPL - NON-EXPEND	1000-19-1901-000000-666103	$325.00	$340.42	$3,525.00	984.6%	
GF-MNCOURT -SUPPL-CHEMIC&MEDIC	1000-19-1901-000000-666106	$480.00	$0.00	$40.00	-91.7%	
GF-MNCOURT -SUPPL-JANITOR/MECH	1000-19-1901-000000-666107	$625.00	$307.85	$500.00	-20%	
GF-MNCOURT -SUPPL - OTHER	1000-19-1901-000000-666110	$400.00	$284.63	$500.00	25%	
GF-MNCOURT -ENERGY-HEAT&FUEL	1000-19-1901-000000-666201	$12,200.00	$9,676.99	$13,102.00	7.4%	
GF-MNCOURT -ENERGY - ELECTRIC	1000-19-1901-000000-666202	$31,800.00	$21,082.59	$28,876.00	-9.2%	
COURTTECH -SUPPL - OFFICE	2102-19-1901-000000-666101	$10,000.00	$4,579.72	$10,000.00	0%	
COURTTECH -SUPPL - NON-EXPEND	2102-19-1901-000000-666103	$3,000.00	$1,469.47	$3,000.00	0%	
Total Supplies:		**$90,413.00**	**$58,142.54**	**$92,462.00**	**2.3%**	
Other Operating Expenses						
GF-MNCOURT -OTH EXP-BANK CHG	1000-19-1901-000000-678328	$13,000.00	$10,208.69	$13,000.00	0%	
Total Other Operating Expenses:		**$13,000.00**	**$10,208.69**	**$13,000.00**	**0%**	

Name	Account ID	FY2022 Amended Budget	FY2022 Actual	FY2023 Budgeted	FY2022 Amended Budget vs. FY2023 Budgeted (% Change)	Notes
Transfers Out						
COURT SEC-XFER TO GENERAL FUND	2101-19-1901-000000-891000	$60,000.00	$60,000.00	$0.00	-100%	
Total Transfers Out:		**$60,000.00**	**$60,000.00**	**$0.00**	**-100%**	
Total Expense Objects:		**$1,474,869.00**	**$1,282,314.68**	**$1,557,425.00**	**5.6%**	

Animal Services

Mission
The City of Waco Animal Services preserves community public health by providing housing and compassionate medical care to stray, injured, dangerous, or surrendered animals within McLennan County.

Departmental Overview
The Animal Services Department provides animal control, veterinarian care, and an animal shelter with rabies quarantine and boarding facilities for McLennan County and partner cities within McLennan County. The animal shelter facility currently has a capacity of 272 animals. All animals are handled in a compassionate manner and the shelter staff strives to improve and maintain animal health by providing a clean and well-maintained facility. Through a contract with the Humane Society of Central Texas, adoption and redemption services are provided to all contracting cities and McLennan County.
The Animal Services Department actively enforces state and local animal control laws, promotes responsible pet ownership and animal welfare, and strives to eliminate the need to euthanize healthy or unwanted animals.

Divisions and FTEs
Administration: FTEs 21.4750

Programs of Services
- Animal Adoption through partnership with Humane Society of Central Texas
- SpayStreet Waco – free spay/neuter surgery options for Waco residents
- Lost Pets information and reclaim options
- Alternatives to Surrendering your pet
- Animal Welfare Board
- Trap Neuter Return (TNR) program
- Animal Care Officers-in-field customer service and citizen needs assessment

FY22 Accomplishments
- Managed Department Programs of Services through COVID-19 pandemic and 2022 winter storm.
- Maintained daily safe work practices and sound animal handling techniques.
- Negotiated and executed new agreement between the City and Humane Society of Central Texas to continue shelter partnership.
- Completed revisions to Department Emergency Action Plan and Hazard Communication Plan and initiated staff training related to updates.
- Performed strategic communication and marketing audit of Department outreach efforts and partnership with Humane Society of Central Texas.
-
- Created business resiliency assessment and facility improvement planning committee for Animal Services and Cameron Park Zoo in response to 2021 winter storm event.
- Completed facility improvements including installation of kennel temperature monitoring system, repair of modular kennels, construction of new Adoption Center office space, and repair of sewer drain system.
- Finalized design of new HVAC system for RDY Adoption Building, initiated bid process for construction of new play yard pavilion, and completed installation of facility fire alarm and suppression system.
- Worked closely with Humane Society of Central Texas to improve Shelter operations and animal welfare within the community.

FY23 Objectives
- Effectively manage Department Programs of Service.
- Promote daily safe work practices and sound animal handling techniques.
- Implement recommendations from communication and marketing audit.
- Install new HVAC system for RDY Adoption Floor and close out play yard pavilion improvement project.
- Continue to evaluate business resiliency opportunities maintain operations during emergency events.
- Perform medical and surgical procedures, provide proper nutrition, and maintain facilities that improve the health and quality of life for the animal shelter population.
- Work with Humane Society of Central Texas to increase animal adoptions and redemption services.

Performance Measures

Strategic Goal: Enhance Quality of Life

Performance Indicators	Proposed FY 2022-2023
Enhance Quality of Life – Live Exit Rate	90%
Enhance Quality of Live – Occupancy Rate at Shelter (monthly average)	50%

Department Diversity
By Race/Ethnicity and Gender

	American Indian/Alaskan Native	Hispanic or Latino	Asian	Black or African American	Native Hawaiian or Pacific Islander	White	Two or More Races		Male	Female
City of Waco Population*	0.4%	31.8%	2.2%	20.6%	0.1%	43.7%	6.4%		48.4%	51.6%
City Organization	1%	19%	1%	10%	0%	67%	2%		64%	36%
Animal Services	0%	7%	0%	0%	0%	93%	0%		29%	71%

*U.S.Census Bureau: https://www.census.gov/quickfacts/wacocitytexas

Expenditures Summary

The Animal Services department will see an increase in their base budget for FY 23 to keep up with inflationary cost.

$2,791,459 **$516,233**
(22.69% vs. prior year)

Animal Services Proposed and Historical Budget vs. Actual

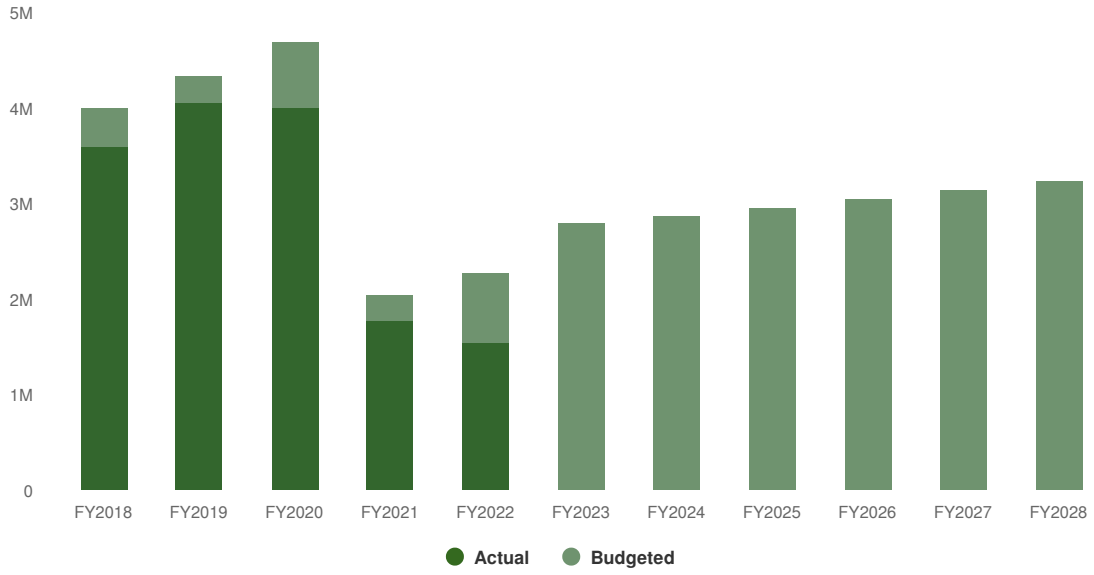

Expenditures by Fund

2023 Expenditures by Fund

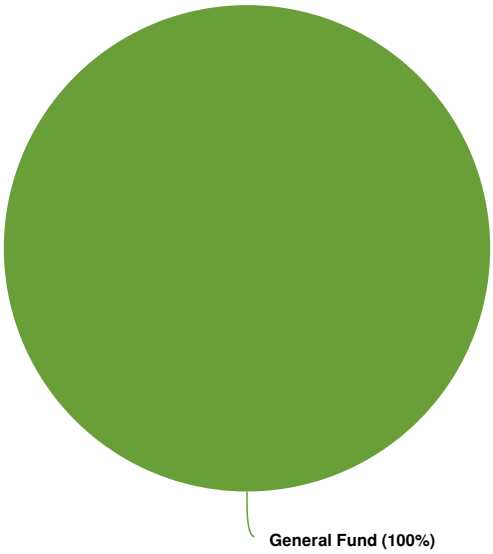

Budgeted and Historical 2023 Expenditures by Fund

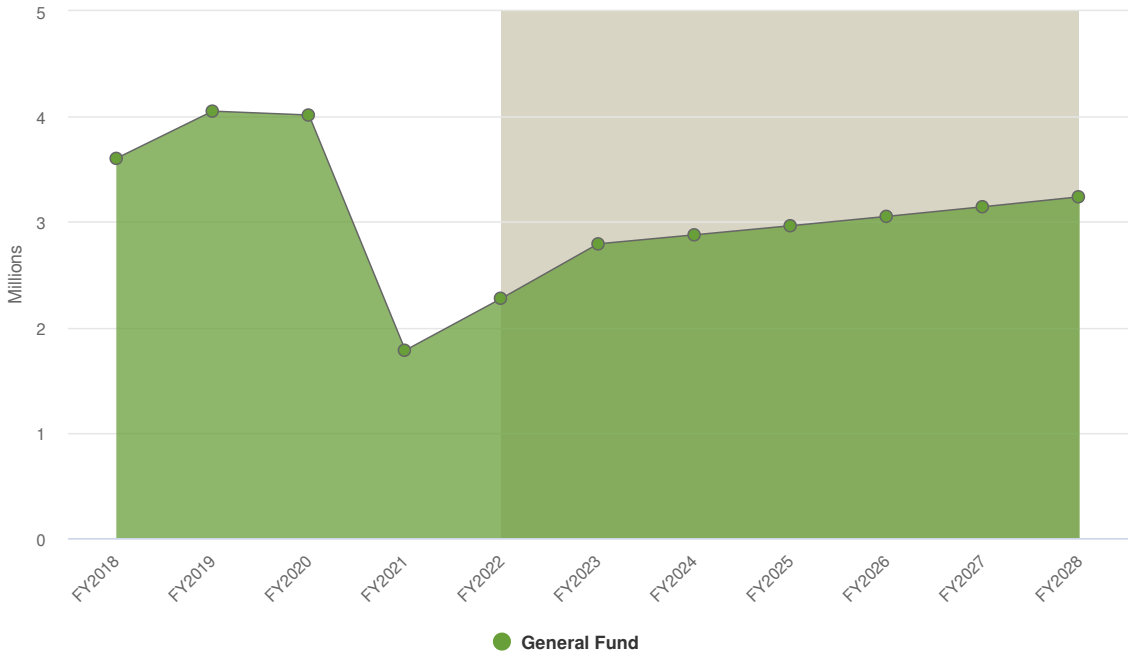

Grey background indicates budgeted figures.

Name	Account ID	FY2022 Amended Budget	FY2022 Actual	FY2023 Budgeted	FY2022 Amended Budget vs. FY2023 Budgeted (% Change)	Notes
General Fund						
GENERAL FUND						
REGULAR SALARIES	1000-20-2007-000000-601010	$719,140.00	$478,092.69	$893,002.00	24.2%	
PART TIME - REGULAR	1000-20-2007-000000-601020	$11,500.00	$2,257.51	$40,352.00	250.9%	
OVERTIME	1000-20-2007-000000-601030	$7,000.00	$17,883.15	$7,619.00	8.8%	
EMPLOYEE PAYOFF	1000-20-2007-000000-601070	$0.00	$12,153.99	$0.00	0%	
REGULAR SALARIES	1000-20-2014-000000-601010	$194,589.00	$108,963.94	$236,443.00	21.5%	
OVERTIME	1000-20-2014-000000-601030	$17,500.00	$7,014.10	$9,526.00	-45.6%	
GF-ASHELTR -GROUP HEALTH	1000-20-2007-000000-612101	$123,153.00	$70,866.92	$128,000.00	3.9%	
GF-ASHELTR -GROUP LIFE	1000-20-2007-000000-612102	$538.00	$326.99	$652.00	21.2%	
GF-ASHELTR -SOC SEC-MEDIC	1000-20-2007-000000-612200	$56,429.00	$37,331.76	$71,985.00	27.6%	
GF-ASHELTR -PENSION-	1000-20-2007-000000-612300	$108,339.00	$76,219.45	$135,093.00	24.7%	
GF-ASHELTR -WORK COMP	1000-20-2007-000000-612600	$13,091.00	$9,244.19	$17,734.00	35.5%	
GF-ANIMALCARE-GROUP HEALTH	1000-20-2014-000000-612101	$38,485.00	$21,241.04	$40,000.00	3.9%	
GF-ANIMALCARE-GROUP LIFE	1000-20-2014-000000-612102	$179.00	$100.20	$214.00	19.6%	
GF-ANIMALCARE-SOC SEC-MEDIC	1000-20-2014-000000-612200	$16,225.00	$8,360.52	$18,817.00	16%	
GF-ANIMALCARE-PENSION-	1000-20-2014-000000-612300	$31,814.00	$17,396.70	$36,895.00	16%	
GF-ANIMALCARE-WORK COMP	1000-20-2014-000000-612600	$4,211.00	$2,154.10	$4,890.00	16.1%	
GF-ASHELTR -SPEC SVC	1000-20-2007-000000-623100	$237,094.00	$206,974.14	$237,329.00	0.1%	
GF-ASHELTR -SPEC SVC-TEMPS	1000-20-2007-000000-623105	$40,000.00	$79,245.13	$40,000.00	0%	
GF-ASHELTR -IT SERVICES	1000-20-2007-000000-623106	$0.00	$0.00	$97,491.00	N/A	
GF-ANIMALCARE-SPEC SVC	1000-20-2014-000000-623100	$10,880.00	$6,439.86	$10,880.00	0%	
GF-ANIMALCARE -IT SERVICES	1000-20-2014-000000-623106	$0.00	$0.00	$114,065.00	N/A	
GF-INSCODE -RENT&EASEMENT	1000-20-2002-000000-634400	$0.00	$0.00	$11,421.00	N/A	
GF-ASHELTR -UTIL SVC -WATER	1000-20-2007-000000-634101	$14,520.00	$6,539.45	$8,600.00	-40.8%	

Name	Account ID	FY2022 Amended Budget	FY2022 Actual	FY2023 Budgeted	FY2022 Amended Budget vs. FY2023 Budgeted (% Change)	Notes
GF-ASHELTR -UTIL SVC-REFUSE	1000-20-2007-000000-634102	$2,100.00	$3,960.92	$2,775.00	32.1%	
GF-ASHELTR -UTIL SVC-SEWER	1000-20-2007-000000-634103	$7,260.00	$4,859.50	$8,000.00	10.2%	
GF-ASHELTR -MAINT OF BUILDINGS	1000-20-2007-000000-644701	$10,000.00	$0.00	$10,000.00	0%	
GF-ASHELTR -MAINT -EQUIP	1000-20-2007-000000-644801	$17,250.00	$5,020.67	$17,305.00	0.3%	
GF-ASHELTR -MAINT -VEH PARTS	1000-20-2007-000000-644803	$1,105.00	$31.98	$88.00	-92%	
GF-ASHELTR -MAINT-VEH-OUTSIDE	1000-20-2007-000000-644805	$3,174.00	$2,422.78	$331.00	-89.6%	
GF-ASHELTR -MAINT -VEH - MISC	1000-20-2007-000000-644810	$250.00	$10.00	$11.00	-95.6%	
GF-ASHELTR -MAINT -HEAT/COOL	1000-20-2007-000000-644812	$6,000.00	$0.00	$6,300.00	5%	
GF-ANIMAL SHELTER -MAINT-OTHER	1000-20-2007-000000-644815	$33,450.00	$31,680.00	$33,450.00	0%	
GF-ASHELTR-MAINT-FLEET SVC	1000-20-2007-000000-644825	$516.00	$430.00	$0.00	-100%	
GF-ANIMALCARE-MAINT -EQUIP	1000-20-2014-000000-644801	$500.00	$11.95	$500.00	0%	
GF-ANIMALCARE-MAINT -VEH PARTS	1000-20-2014-000000-644803	$3,955.00	$1,298.31	$6,062.00	53.3%	
GF-ANIMALCARE-MAINT-VEH-OUTSID	1000-20-2014-000000-644805	$1,000.00	$42.50	$1,434.00	43.4%	
GF-ANIMALCARE-MAINT -VEH -MISC	1000-20-2014-000000-644810	$500.00	$0.00	$2,985.00	497%	
GF-ANIMALCARE-MAINT-FLEET SVC	1000-20-2014-000000-644825	$6,297.00	$5,247.50	$0.00	-100%	
GF-ASHELTR -INSUR -AUTO LIAB	1000-20-2007-000000-655200	$500.00	$500.00	$724.00	44.8%	
GF-ASHELTR -INSUR -GEN LIAB	1000-20-2007-000000-655300	$7,500.00	$7,500.00	$2,416.00	-67.8%	
GF-ASHELTR -COMMUNICATIONS	1000-20-2007-000000-655600	$10,440.00	$10,778.65	$10,440.00	0%	
GF-ASHELTR -CELL PHONES	1000-20-2007-000000-655602	$8,081.00	$6,212.57	$8,081.00	0%	
GF-ASHELTR -ADVERTISING	1000-20-2007-000000-655700	$6,500.00	$413.60	$6,500.00	0%	
GF-ASHELTR -TRAVEL&TRAIN	1000-20-2007-000000-655800	$12,000.00	$210.68	$12,000.00	0%	
GF-ASHELTR -DUES AND MEMB	1000-20-2007-000000-655850	$1,000.00	$145.00	$1,000.00	0%	
GF-ASHELTR -OTH PURCHSVC-EQUIP	1000-20-2007-000000-655901	$17,532.00	$9,548.03	$17,532.00	0%	
GF-ASHELTR -OTH PURCHSVC-OTHR	1000-20-2007-000000-655909	$2,700.00	$1,517.31	$2,835.00	5%	

Name	Account ID	FY2022 Amended Budget	FY2022 Actual	FY2023 Budgeted	FY2022 Amended Budget vs. FY2023 Budgeted (% Change)	Notes
GF-ANIMALCARE-INSUR - GEN LIAB	1000-20-2014-000000-655300	$2,101.00	$2,101.00	$447.00	-78.7%	
GF-ANIMALCARE-ADVERTISING	1000-20-2014-000000-655700	$500.00	$596.37	$500.00	0%	
GF-ANIMALCARE-TRAVEL&TRAIN	1000-20-2014-000000-655800	$6,000.00	$2,150.00	$6,000.00	0%	
GF-ANIMALCARE-DUES AND MEMB	1000-20-2014-000000-655850	$600.00	$0.00	$600.00	0%	
GF-ASHELTR -SUPPL - OFFICE	1000-20-2007-000000-666101	$6,300.00	$16,617.10	$6,565.00	4.2%	
GF-ASHELTR -SUPPL-MINOR TOOLS	1000-20-2007-000000-666102	$6,000.00	$4,331.02	$6,300.00	5%	
GF-ASHELTR -SUPPL - NON-EXPEND	1000-20-2007-000000-666103	$0.00	$3,362.22	$0.00	0%	
GF-ASHELTR -SUPPL-WEAR-APPARL	1000-20-2007-000000-666105	$5,800.00	$422.70	$6,090.00	5%	
GF-ASHELTR -SUPPL-CHEMIC&MEDIC	1000-20-2007-000000-666106	$288,175.00	$158,271.15	$302,511.00	5%	
GF-ASHELTR -SUPPL-JANITOR/MECH	1000-20-2007-000000-666107	$10,445.00	$8,948.09	$10,967.00	5%	
GF-ASHELTR -SUPPL - OTHER	1000-20-2007-000000-666110	$54,330.00	$12,121.63	$56,944.00	4.8%	
GF-ASHELTR -ENERGY-HEAT&FUEL	1000-20-2007-000000-666201	$13,250.00	$4,113.39	$5,309.00	-59.9%	
GF-ASHELTR -ENERGY - ELECTRIC	1000-20-2007-000000-666202	$55,600.00	$49,094.14	$40,935.00	-26.4%	
GF-ASHELTR -ENER-PROP/BUT/ACET	1000-20-2007-000000-666205	$300.00	$1,880.64	$300.00	0%	
GF-ASHELTR -FUEL&LUBR -UNLEAD	1000-20-2007-000000-666301	$461.00	$259.18	$609.00	32.1%	
GF-ASHELTR -FUEL&LUBR - LUBRS	1000-20-2007-000000-666303	$83.00	$0.00	$0.00	-100%	
GF-ASHELTR -FLT SVC ALLOC.	1000-20-2007-000000-666825	$222.00	$185.00	$1,915.00	762.6%	
GF-ANIMALCARE-SUPPL - OFFICE	1000-20-2014-000000-666101	$2,000.00	$1,519.21	$2,100.00	5%	
GF-ANIMALCARE-SUPPL-MINOR TOOL	1000-20-2014-000000-666102	$3,000.00	$71.31	$3,000.00	0%	
GF-ANIMALCARE-SUPPL-NON-EXPEND	1000-20-2014-000000-666103	$0.00	$393.99	$0.00	0%	
GF-ANIMALCARE-SUPPL-APPAREL	1000-20-2014-000000-666105	$1,616.00	$275.34	$1,616.00	0%	
GF-ANIMALCARE-SUPPL-CHEM&MED	1000-20-2014-000000-666106	$300.00	$394.94	$300.00	0%	
GF-ANIMALCARE-SUPPL-JANIT/MECH	1000-20-2014-000000-666107	$100.00	$90.17	$100.00	0%	
GF-ANIMALCARE-SUPPL - OTHER	1000-20-2014-000000-666110	$600.00	$0.00	$600.00	0%	

Name	Account ID	FY2022 Amended Budget	FY2022 Actual	FY2023 Budgeted	FY2022 Amended Budget vs. FY2023 Budgeted (% Change)	Notes
GF-ANIMALCARE-FUEL&LUBR-UNLEAD	1000-20-2014-000000-666301	$10,000.00	$8,221.57	$13,080.00	30.8%	
GF-ANIMALCARE-FUEL&LUBR -LUBRS	1000-20-2014-000000-666303	$163.00	$24.36	$37.00	-77.3%	
GF-ANIMALCARE -FLT SVC ALLOC.	1000-20-2014-000000-666825	$1,983.00	$1,652.50	$11,857.00	497.9%	
GF-ASHELTR -OTH EXP-BANK CHG	1000-20-2007-000000-678328	$1,000.00	$0.00	$1,000.00	0%	
Total GENERAL FUND:		**$2,275,226.00**	**$1,537,744.80**	**$2,791,459.00**	**22.7%**	
Total General Fund:		**$2,275,226.00**	**$1,537,744.80**	**$2,791,459.00**	**22.7%**	

Expenditures by Expense Type

Budgeted Expenditures by Expense Type

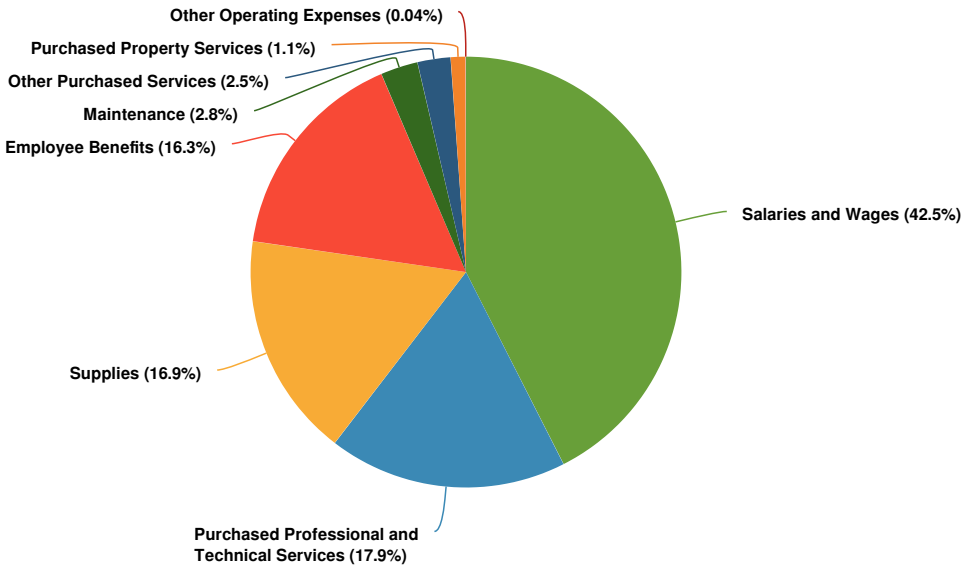

Budgeted and Historical Expenditures by Expense Type

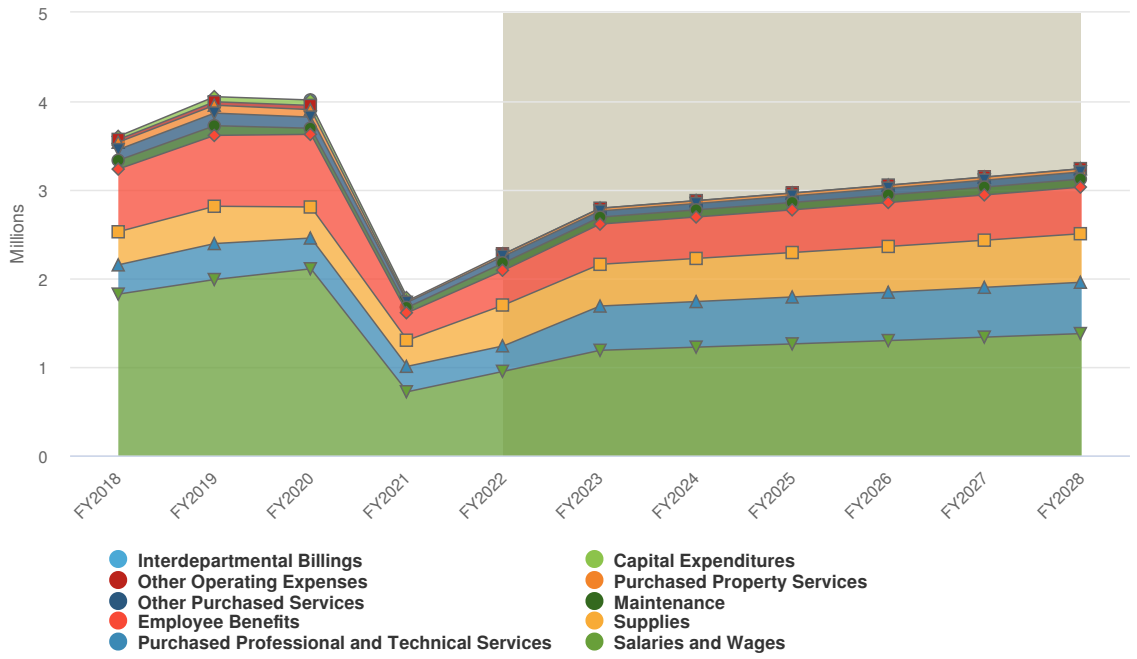

Grey background indicates budgeted figures.

Name	Account ID	FY2022 Amended Budget	FY2022 Actual	FY2023 Budgeted	FY2022 Amended Budget vs. FY2023 Budgeted (% Change)	Notes
Expense Objects						
Salaries and Wages						
REGULAR SALARIES	1000-20-2007-000000-601010	$719,140.00	$478,092.69	$893,002.00	24.2%	
PART TIME - REGULAR	1000-20-2007-000000-601020	$11,500.00	$2,257.51	$40,352.00	250.9%	
OVERTIME	1000-20-2007-000000-601030	$7,000.00	$17,883.15	$7,619.00	8.8%	
EMPLOYEE PAYOFF	1000-20-2007-000000-601070	$0.00	$12,153.99	$0.00	0%	
REGULAR SALARIES	1000-20-2014-000000-601010	$194,589.00	$108,963.94	$236,443.00	21.5%	
OVERTIME	1000-20-2014-000000-601030	$17,500.00	$7,014.10	$9,526.00	-45.6%	
Total Salaries and Wages:		**$949,729.00**	**$626,365.38**	**$1,186,942.00**	**25%**	
Employee Benefits						
GF-ASHELTR -GROUP HEALTH	1000-20-2007-000000-612101	$123,153.00	$70,866.92	$128,000.00	3.9%	

Name	Account ID	FY2022 Amended Budget	FY2022 Actual	FY2023 Budgeted	FY2022 Amended Budget vs. FY2023 Budgeted (% Change)	Notes
GF-ASHELTR -GROUP LIFE	1000-20-2007-000000-612102	$538.00	$326.99	$652.00	21.2%	
GF-ASHELTR -SOC SEC-MEDIC	1000-20-2007-000000-612200	$56,429.00	$37,331.76	$71,985.00	27.6%	
GF-ASHELTR -PENSION-	1000-20-2007-000000-612300	$108,339.00	$76,219.45	$135,093.00	24.7%	
GF-ASHELTR -WORK COMP	1000-20-2007-000000-612600	$13,091.00	$9,244.19	$17,734.00	35.5%	
GF-ANIMALCARE-GROUP HEALTH	1000-20-2014-000000-612101	$38,485.00	$21,241.04	$40,000.00	3.9%	
GF-ANIMALCARE-GROUP LIFE	1000-20-2014-000000-612102	$179.00	$100.20	$214.00	19.6%	
GF-ANIMALCARE-SOC SEC-MEDIC	1000-20-2014-000000-612200	$16,225.00	$8,360.52	$18,817.00	16%	
GF-ANIMALCARE-PENSION-	1000-20-2014-000000-612300	$31,814.00	$17,396.70	$36,895.00	16%	
GF-ANIMALCARE-WORK COMP	1000-20-2014-000000-612600	$4,211.00	$2,154.10	$4,890.00	16.1%	
Total Employee Benefits:		**$392,464.00**	**$243,241.87**	**$454,280.00**	**15.8%**	
Purchased Professional and Technical Services						
GF-ASHELTR -SPEC SVC	1000-20-2007-000000-623100	$237,094.00	$206,974.14	$237,329.00	0.1%	
GF-ASHELTR -SPEC SVC-TEMPS	1000-20-2007-000000-623105	$40,000.00	$79,245.13	$40,000.00	0%	
GF-ASHELTR -IT SERVICES	1000-20-2007-000000-623106	$0.00	$0.00	$97,491.00	N/A	
GF-ANIMALCARE-SPEC SVC	1000-20-2014-000000-623100	$10,880.00	$6,439.86	$10,880.00	0%	
GF-ANIMALCARE -IT SERVICES	1000-20-2014-000000-623106	$0.00	$0.00	$114,065.00	N/A	
Total Purchased Professional and Technical Services:		**$287,974.00**	**$292,659.13**	**$499,765.00**	**73.5%**	
Purchased Property Services						
GF-INSCODE -RENT&EASEMENT	1000-20-2002-000000-634400	$0.00	$0.00	$11,421.00	N/A	
GF-ASHELTR -UTIL SVC - WATER	1000-20-2007-000000-634101	$14,520.00	$6,539.45	$8,600.00	-40.8%	
GF-ASHELTR -UTIL SVC-REFUSE	1000-20-2007-000000-634102	$2,100.00	$3,960.92	$2,775.00	32.1%	
GF-ASHELTR -UTIL SVC-SEWER	1000-20-2007-000000-634103	$7,260.00	$4,859.50	$8,000.00	10.2%	
Total Purchased Property Services:		**$23,880.00**	**$15,359.87**	**$30,796.00**	**29%**	

Name	Account ID	FY2022 Amended Budget	FY2022 Actual	FY2023 Budgeted	FY2022 Amended Budget vs. FY2023 Budgeted (% Change)	Notes
Maintenance						
GF-ASHELTR -MAINT OF BUILDINGS	1000-20-2007-000000-644701	$10,000.00	$0.00	$10,000.00	0%	
GF-ASHELTR -MAINT - EQUIP	1000-20-2007-000000-644801	$17,250.00	$5,020.67	$17,305.00	0.3%	
GF-ASHELTR -MAINT - VEH PARTS	1000-20-2007-000000-644803	$1,105.00	$31.98	$88.00	-92%	
GF-ASHELTR -MAINT-VEH-OUTSIDE	1000-20-2007-000000-644805	$3,174.00	$2,422.78	$331.00	-89.6%	
GF-ASHELTR -MAINT - VEH - MISC	1000-20-2007-000000-644810	$250.00	$10.00	$11.00	-95.6%	
GF-ASHELTR -MAINT - HEAT/COOL	1000-20-2007-000000-644812	$6,000.00	$0.00	$6,300.00	5%	
GF-ANIMAL SHELTER -MAINT-OTHER	1000-20-2007-000000-644815	$33,450.00	$31,680.00	$33,450.00	0%	
GF-ASHELTR-MAINT-FLEET SVC	1000-20-2007-000000-644825	$516.00	$430.00	$0.00	-100%	
GF-ANIMALCARE-MAINT - EQUIP	1000-20-2014-000000-644801	$500.00	$11.95	$500.00	0%	
GF-ANIMALCARE-MAINT -VEH PARTS	1000-20-2014-000000-644803	$3,955.00	$1,298.31	$6,062.00	53.3%	
GF-ANIMALCARE-MAINT-VEH-OUTSID	1000-20-2014-000000-644805	$1,000.00	$42.50	$1,434.00	43.4%	
GF-ANIMALCARE-MAINT -VEH - MISC	1000-20-2014-000000-644810	$500.00	$0.00	$2,985.00	497%	
GF-ANIMALCARE-MAINT-FLEET SVC	1000-20-2014-000000-644825	$6,297.00	$5,247.50	$0.00	-100%	
Total Maintenance:		**$83,997.00**	**$46,195.69**	**$78,466.00**	**-6.6%**	
Other Purchased Services						
GF-ASHELTR -INSUR - AUTO LIAB	1000-20-2007-000000-655200	$500.00	$500.00	$724.00	44.8%	
GF-ASHELTR -INSUR - GEN LIAB	1000-20-2007-000000-655300	$7,500.00	$7,500.00	$2,416.00	-67.8%	
GF-ASHELTR - COMMUNICATIONS	1000-20-2007-000000-655600	$10,440.00	$10,778.65	$10,440.00	0%	
GF-ASHELTR -CELL PHONES	1000-20-2007-000000-655602	$8,081.00	$6,212.57	$8,081.00	0%	
GF-ASHELTR -ADVERTISING	1000-20-2007-000000-655700	$6,500.00	$413.60	$6,500.00	0%	
GF-ASHELTR -TRAVEL&TRAIN	1000-20-2007-000000-655800	$12,000.00	$210.68	$12,000.00	0%	
GF-ASHELTR -DUES AND MEMB	1000-20-2007-000000-655850	$1,000.00	$145.00	$1,000.00	0%	
GF-ASHELTR -OTH PURCHSVC-EQUIP	1000-20-2007-000000-655901	$17,532.00	$9,548.03	$17,532.00	0%	
GF-ASHELTR -OTH PURCHSVC-OTHR	1000-20-2007-000000-655909	$2,700.00	$1,517.31	$2,835.00	5%	

Name	Account ID	FY2022 Amended Budget	FY2022 Actual	FY2023 Budgeted	FY2022 Amended Budget vs. FY2023 Budgeted (% Change)	Notes
GF-ANIMALCARE-INSUR - GEN LIAB	1000-20-2014-000000-655300	$2,101.00	$2,101.00	$447.00	-78.7%	
GF-ANIMALCARE-ADVERTISING	1000-20-2014-000000-655700	$500.00	$596.37	$500.00	0%	
GF-ANIMALCARE-TRAVEL&TRAIN	1000-20-2014-000000-655800	$6,000.00	$2,150.00	$6,000.00	0%	
GF-ANIMALCARE-DUES AND MEMB	1000-20-2014-000000-655850	$600.00	$0.00	$600.00	0%	
Total Other Purchased Services:		**$75,454.00**	**$41,673.21**	**$69,075.00**	**-8.5%**	
Supplies						
GF-ASHELTR -SUPPL - OFFICE	1000-20-2007-000000-666101	$6,300.00	$16,617.10	$6,565.00	4.2%	
GF-ASHELTR -SUPPL-MINOR TOOLS	1000-20-2007-000000-666102	$6,000.00	$4,331.02	$6,300.00	5%	
GF-ASHELTR -SUPPL - NON-EXPEND	1000-20-2007-000000-666103	$0.00	$3,362.22	$0.00	0%	
GF-ASHELTR -SUPPL-WEAR-APPARL	1000-20-2007-000000-666105	$5,800.00	$422.70	$6,090.00	5%	
GF-ASHELTR -SUPPL-CHEMIC&MEDIC	1000-20-2007-000000-666106	$288,175.00	$158,271.15	$302,511.00	5%	
GF-ASHELTR -SUPPL-JANITOR/MECH	1000-20-2007-000000-666107	$10,445.00	$8,948.09	$10,967.00	5%	
GF-ASHELTR -SUPPL - OTHER	1000-20-2007-000000-666110	$54,330.00	$12,121.63	$56,944.00	4.8%	
GF-ASHELTR -ENERGY-HEAT&FUEL	1000-20-2007-000000-666201	$13,250.00	$4,113.39	$5,309.00	-59.9%	
GF-ASHELTR -ENERGY - ELECTRIC	1000-20-2007-000000-666202	$55,600.00	$49,094.14	$40,935.00	-26.4%	
GF-ASHELTR -ENER-PROP/BUT/ACET	1000-20-2007-000000-666205	$300.00	$1,880.64	$300.00	0%	
GF-ASHELTR -FUEL&LUBR - UNLEAD	1000-20-2007-000000-666301	$461.00	$259.18	$609.00	32.1%	
GF-ASHELTR -FUEL&LUBR - LUBRS	1000-20-2007-000000-666303	$83.00	$0.00	$0.00	-100%	
GF-ASHELTR -FLT SVC ALLOC.	1000-20-2007-000000-666825	$222.00	$185.00	$1,915.00	762.6%	
GF-ANIMALCARE-SUPPL - OFFICE	1000-20-2014-000000-666101	$2,000.00	$1,519.21	$2,100.00	5%	
GF-ANIMALCARE-SUPPL-MINOR TOOL	1000-20-2014-000000-666102	$3,000.00	$71.31	$3,000.00	0%	
GF-ANIMALCARE-SUPPL-NON-EXPEND	1000-20-2014-000000-666103	$0.00	$393.99	$0.00	0%	
GF-ANIMALCARE-SUPPL-APPAREL	1000-20-2014-000000-666105	$1,616.00	$275.34	$1,616.00	0%	
GF-ANIMALCARE-SUPPL-CHEM&MED	1000-20-2014-000000-666106	$300.00	$394.94	$300.00	0%	

Name	Account ID	FY2022 Amended Budget	FY2022 Actual	FY2023 Budgeted	FY2022 Amended Budget vs. FY2023 Budgeted (% Change)	Notes
GF-ANIMALCARE-SUPPL-JANIT/MECH	1000-20-2014-000000-666107	$100.00	$90.17	$100.00	0%	
GF-ANIMALCARE-SUPPL -OTHER	1000-20-2014-000000-666110	$600.00	$0.00	$600.00	0%	
GF-ANIMALCARE-FUEL&LUBR-UNLEAD	1000-20-2014-000000-666301	$10,000.00	$8,221.57	$13,080.00	30.8%	
GF-ANIMALCARE-FUEL&LUBR -LUBRS	1000-20-2014-000000-666303	$163.00	$24.36	$37.00	-77.3%	
GF-ANIMALCARE -FLT SVC ALLOC.	1000-20-2014-000000-666825	$1,983.00	$1,652.50	$11,857.00	497.9%	
Total Supplies:		**$460,728.00**	**$272,249.65**	**$471,135.00**	**2.3%**	
Other Operating Expenses						
GF-ASHELTR -OTH EXP-BANK CHG	1000-20-2007-000000-678328	$1,000.00	$0.00	$1,000.00	0%	
Total Other Operating Expenses:		**$1,000.00**	**$0.00**	**$1,000.00**	**0%**	
Total Expense Objects:		**$2,275,226.00**	**$1,537,744.80**	**$2,791,459.00**	**22.7%**	

Emergency Management

Mission Statement
The Office of Emergency Management protects lives, property, and the environment from disasters and emergencies through a proactive all-hazards approach of emergency preparedness, planning, mitigation efforts, public education, and emergency incident response.

Departmental Overview
The Waco-McLennan County Office of Emergency Management (OEM) is a City/County Office. Within the City of Waco, it is a division of the Waco Fire Department and is part of the County Judge's office for the County.

Division and FTEs
Administration and Radio Operations: 6.0000 FTEs

Programs of Service
Emergency Management maintains the Waco-McLennan County Emergency Management Plan, which includes all cities within the county. The management of emergencies, planning, mitigation efforts, response, and recovery are critical responsibilities of local government. Local government and the public must be prepared to take appropriate actions in disaster situations. OEM serves all of McLennan County and is the liaison between local, state, and federal agencies. The office interacts with the Texas Division of Emergency Management. Severe weather and hazardous materials incidents are the most significant disaster potentials in the county. The OEM coordinates disaster preparedness activities between public and private industries as well as nonprofit organizations to mitigate, prepare, respond, and recover from human-made and natural disasters as well as acts of terrorism and manage the Waco and McLennan County Emergency Operations Center (EOC). The City of Waco Radio Shop is a division of the Office of Emergency Management. The Radio Shop provides and maintains the two-way radio communication system for various city departments and outside agencies through the 800 MHz trunked radio system.

FY22 Accomplishments
- Longest EOC activation response due to COVID-19 and still running
- 35,000 COVID-19 rest administered through local/federal surge testing program
- Completed triennial Airport Exercise
- Successfully operated four warming centers with local partners to assist around 200 people during February Winter Storm
- Successfully managed COVID-19 donations worth over $300,0000

FY23 Objectives
- Continue to host trainings and exercises to engage community partners
- Re-engage with community volunteers through CERT and Storm Spotters
- Work on development of business continuity plans for the City and County
- Update annexes for the Waco-McLennan County Emergency Plan as necessary
- Continue to upgrade the radio system and maintain the replacement schedule of public safety radios

Performance Measures
As a division of the Fire department performance measures for Emergency Management are incorporated within the Fire department summary.

Expenditures Summary

FY23 Base Budget adjustments include an increase which will be appropriated for replacement radios to serve police and fire emergency response.

$1,950,704 **$300,193**
(18.19% vs. prior year)

Emergency Management Proposed and Historical Budget vs. Actual

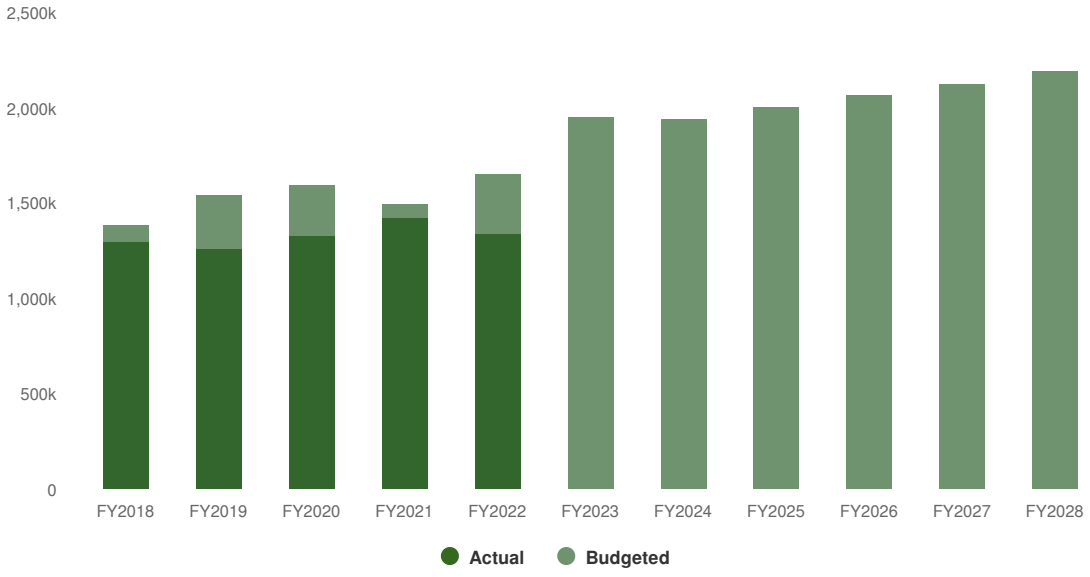

Expenditures by Fund

2023 Expenditures by Fund

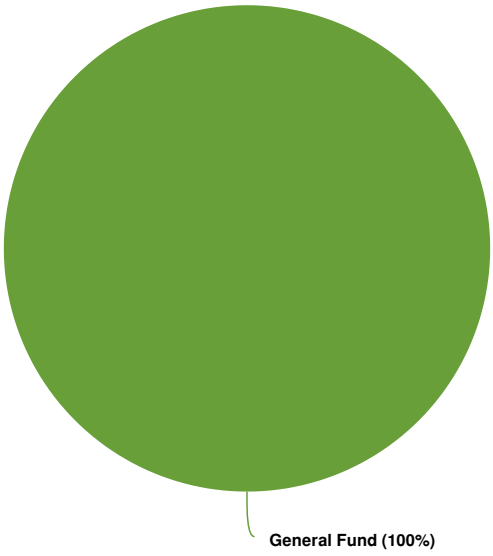

Budgeted and Historical 2023 Expenditures by Fund

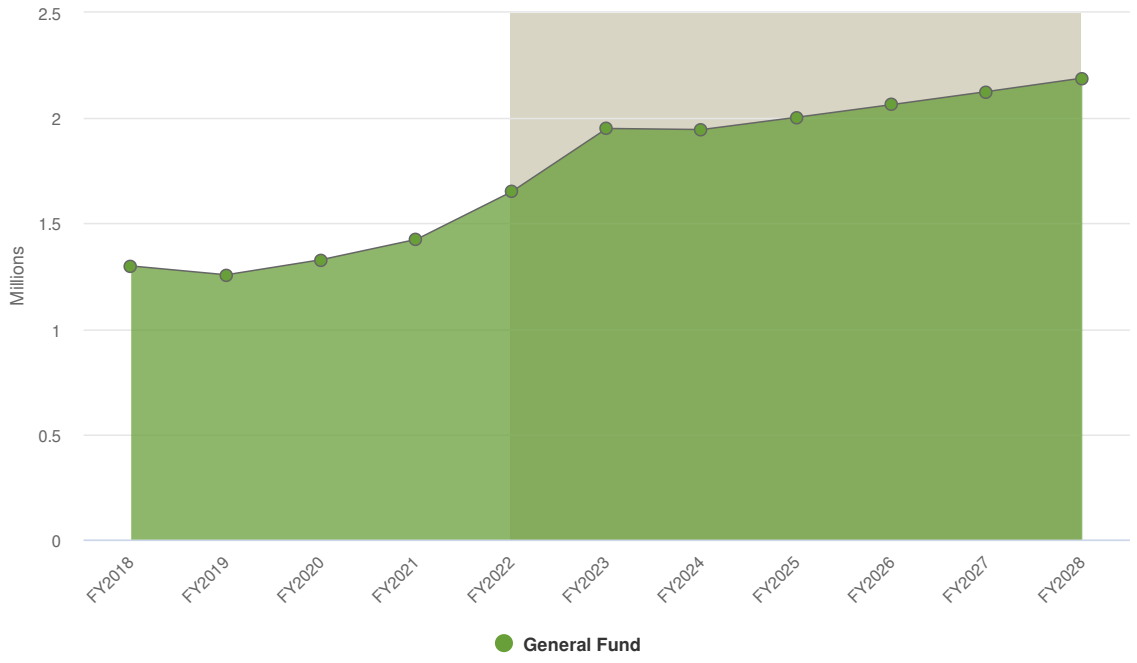

Grey background indicates budgeted figures.

Name	Account ID	FY2022 Amended Budget	FY2022 Actual	FY2023 Budgeted	FY2022 Amended Budget vs. FY2023 Budgeted (% Change)	Notes
General Fund						
GENERAL FUND						
REGULAR SALARIES	1000-21-2101-000000-601010	$190,931.00	$165,793.95	$203,406.00	6.5%	
OVERTIME	1000-21-2101-000000-601030	$0.00	$0.00	$1,972.00	N/A	
EMPLOYEE PAYOFF	1000-21-2101-000000-601070	$0.00	$1,111.21	$0.00	0%	
REGULAR SALARIES	1000-21-2102-000000-601010	$159,042.00	$137,815.97	$169,574.00	6.6%	
OVERTIME	1000-21-2102-000000-601030	$300.00	$689.88	$190.00	-36.7%	
GF-EMRGMGT -GROUP HEALTH	1000-21-2101-000000-612101	$23,091.00	$20,782.02	$24,000.00	3.9%	
GF-EMRGMGT -GROUP LIFE	1000-21-2101-000000-612102	$127.00	$114.76	$136.00	7.1%	
GF-EMRGMGT -SOC SEC-MEDIC	1000-21-2101-000000-612200	$14,606.00	$12,148.18	$15,712.00	7.6%	
GF-EMRGMGT -PENSION-	1000-21-2101-000000-612300	$28,640.00	$25,035.70	$30,807.00	7.6%	
GF-EMRGMGT -WORK COMP	1000-21-2101-000000-612600	$432.00	$377.68	$564.00	30.6%	

Name	Account ID	FY2022 Amended Budget	FY2022 Actual	FY2023 Budgeted	FY2022 Amended Budget vs. FY2023 Budgeted (% Change)	Notes
GF-RADIOS -GROUP HEALTH	1000-21-2102-000000-612101	$23,091.00	$20,782.02	$24,000.00	3.9%	
GF-RADIOS -GROUP LIFE	1000-21-2102-000000-612102	$119.00	$107.14	$130.00	9.2%	
GF-RADIOS -SOC SEC-MEDIC	1000-21-2102-000000-612200	$12,190.00	$10,287.29	$12,987.00	6.5%	
GF-RADIOS -PENSION-	1000-21-2102-000000-612300	$23,901.00	$20,766.91	$25,465.00	6.5%	
GF-RADIOS -WORK COMP	1000-21-2102-000000-612600	$370.00	$314.32	$394.00	6.5%	
GF-EMRGMGT -SPEC SVC	1000-21-2101-000000-623100	$17,028.00	$5,083.47	$12,664.00	-25.6%	
GF-EMRGMGT -SPEC SVC-TEMPS	1000-21-2101-000000-623105	$41,200.00	$4,959.80	$41,200.00	0%	
GF-EMRGMGT -IT SERVICES	1000-21-2101-000000-623106	$0.00	$0.00	$125,988.00	N/A	
GF-RADIOS -SPEC SVC	1000-21-2102-000000-623100	$30,900.00	$7,950.00	$30,900.00	0%	
GF-EMRGMGT -FACILITY RENT	1000-21-2101-000000-634401	$3,000.00	$0.00	$34,788.00	1,059.6%	
GF-EMRGMGT -MAINT -EQUIP	1000-21-2101-000000-644801	$4,140.00	$1,035.40	$4,140.00	0%	
GF-EMRGMGT -MAINT -VEH PARTS	1000-21-2101-000000-644803	$6,500.00	$177.45	$851.00	-86.9%	
GF-EMRGMGT -MAINT-VEH-OUTSIDE	1000-21-2101-000000-644805	$200.00	$2,310.60	$2,476.00	1,138%	
GF-EMRGMGT -MAINT -VEH - MISC	1000-21-2101-000000-644810	$50.00	$0.00	$0.00	-100%	
GF-EMRGMGT -MAINT -OTHER	1000-21-2101-000000-644815	$222,061.00	$218,517.66	$242,361.00	9.1%	
GF-EMRGMGT-MAINT-FLEET SVC	1000-21-2101-000000-644825	$4,284.00	$766.01	$0.00	-100%	
GF-RADIOS -MAINT OF BUILDINGS	1000-21-2102-000000-644701	$500.00	$363.80	$535.00	7%	
GF-RADIOS-MAINT-OTHR-STRUCT	1000-21-2102-000000-644717	$0.00	$4,655.00	$0.00	0%	
GF-RADIOS -MAINT -RADIO EQUIP	1000-21-2102-000000-644802	$107,330.00	$79,874.63	$107,330.00	0%	
GF-RADIOS -MAINT - VEH PARTS	1000-21-2102-000000-644803	$2,747.00	$122.17	$387.00	-85.9%	
GF-RADIOS -MAINT-VEH-OUTSIDE	1000-21-2102-000000-644805	$50.00	$17.00	$425.00	750%	
GF-RADIOS -MAINT - VEH - MISC	1000-21-2102-000000-644810	$250.00	$0.00	$38.00	-84.8%	
GF-RADIOS -MAINT -OTHER	1000-21-2102-000000-644815	$157,296.00	$81,000.00	$159,196.00	1.2%	
GF-RADIOS-MAINT-FLEET SVC	1000-21-2102-000000-644825	$981.00	$817.50	$0.00	-100%	

Name	Account ID	FY2022 Amended Budget	FY2022 Actual	FY2023 Budgeted	FY2022 Amended Budget vs. FY2023 Budgeted (% Change)	Notes
GF-EMRGMGT -INSUR - PROPERTY	1000-21-2101-000000-655100	$396.00	$396.00	$512.00	29.3%	
GF-EMRGMGT -INSUR - AUTO LIAB	1000-21-2101-000000-655200	$998.00	$998.00	$1,445.00	44.8%	
GF-EMRGMGT -INSUR - GEN LIAB	1000-21-2101-000000-655300	$421.00	$421.00	$1,037.00	146.3%	
GF-EMRGMGT - COMMUNICATIONS	1000-21-2101-000000-655600	$16,872.00	$3,444.97	$16,872.00	0%	
GF-EMRGMGT -CELL PHONES	1000-21-2101-000000-655602	$3,112.00	$2,307.20	$3,330.00	7%	
GF-EMRGMGT - ADVERTISING	1000-21-2101-000000-655700	$121.00	$0.00	$121.00	0%	
GF-EMRGMGT - TRAVEL&TRAIN	1000-21-2101-000000-655800	$29,000.00	$11,760.13	$29,000.00	0%	
GF-EMRGMGT -DUES AND MEMB	1000-21-2101-000000-655850	$505.00	$910.00	$505.00	0%	
GF-EMRGMGT -OTH PURCHSVC-EQUIP	1000-21-2101-000000-655901	$22,030.00	$0.00	$22,030.00	0%	
GF-EMGT OTH PURCH SVCS-COMPUT	1000-21-2101-000000-655908	$0.00	$1,915.06	$0.00	0%	
INSURANCE - GENERAL LIABILITY	1000-21-2102-000000-655300	$0.00	$0.00	$1,040.00	N/A	
GF-RADIOS - COMMUNICATIONS	1000-21-2102-000000-655600	$2,400.00	$2,303.26	$2,400.00	0%	
GF-RADIOS -CELL PHONES	1000-21-2102-000000-655602	$3,120.00	$1,206.06	$3,120.00	0%	
GF-RADIOS - TRAVEL&TRAIN	1000-21-2102-000000-655800	$5,400.00	$3,530.30	$6,000.00	11.1%	
GF-RADIOS -DUES AND MEMB	1000-21-2102-000000-655850	$100.00	$85.00	$530.00	430%	
GF-RADIOS -OTH PURCHSVC-EQUIP	1000-21-2102-000000-655901	$500.00	$1,091.29	$600.00	20%	
GF-EMRGMGT -SUPPL - OFFICE	1000-21-2101-000000-666101	$5,840.00	$2,601.05	$5,840.00	0%	
GF-EMRGMGT -SUPPL- MINOR TOOLS	1000-21-2101-000000-666102	$1,110.00	$219.00	$1,110.00	0%	
GF-EMRGMGT -SUPPL - NON-EXPEND	1000-21-2101-000000-666103	$2,500.00	$2,433.83	$2,675.00	7%	
GF-EMRGMGT -SUPPL - SOFTWARE	1000-21-2101-000000-666104	$29,180.00	$22,831.00	$29,180.00	0%	
GF-EMRGMGT -SUPPL- WEAR-APPARL	1000-21-2101-000000-666105	$270.00	$201.00	$290.00	7.4%	
GF-EMRGMGT -SUPPL- CHEMIC&MEDIC	1000-21-2101-000000-666106	$100.00	$0.00	$100.00	0%	
GF-EMRGMGT -SUPPL- JANITOR/MECH	1000-21-2101-000000-666107	$300.00	$268.71	$400.00	33.3%	
GF-EMRGMGT -SUPPL - OTHER	1000-21-2101-000000-666110	$3,379.00	$67.42	$3,379.00	0%	

Name	Account ID	FY2022 Amended Budget	FY2022 Actual	FY2023 Budgeted	FY2022 Amended Budget vs. FY2023 Budgeted (% Change)	Notes
GF-EMRGMGT -ENERGY - ELECTRIC	1000-21-2101-000000-666202	$12,000.00	$10,973.00	$13,382.00	11.5%	
GF-EMRGMGT - FUEL&LUBR -UNLEAD	1000-21-2101-000000-666301	$1,599.00	$0.00	$1,499.00	-6.3%	
GF-EMRGMGT - FUEL&LUB-DIESEL	1000-21-2101-000000-666302	$1,412.00	$1,297.32	$1,182.00	-16.3%	
GF-EMRGMGT - FUEL&LUBR - LUBRS	1000-21-2101-000000-666303	$100.00	$0.00	$0.00	-100%	
GF-EMRGMGT -FLT SVC ALLOC.	1000-21-2101-000000-666825	$84.00	$0.00	$84.00	0%	
GF-RADIOS -SUPPL - OFFICE	1000-21-2102-000000-666101	$646.00	$461.72	$646.00	0%	
GF-RADIOS -SUPPL- MINOR TOOLS	1000-21-2102-000000-666102	$1,000.00	$677.74	$1,000.00	0%	
GF-RADIOS -SUPPL - NON-EXPEND	1000-21-2102-000000-666103	$290,000.00	$289,776.96	$325,000.00	12.1%	
GF-RADIOS -SUPPL- WEAR-APPARL	1000-21-2102-000000-666105	$500.00	$572.00	$600.00	20%	
GF-RADIOS -SUPPL- CHEMIC&MEDIC	1000-21-2102-000000-666106	$0.00	$0.00	$100.00	N/A	
GF-RADIOS -SUPPL- JANITOR/MECH	1000-21-2102-000000-666107	$40.00	$0.00	$40.00	0%	
GF-RADIOS -ENER- PROP/BUT/ACET	1000-21-2102-000000-666205	$1,500.00	$325.00	$1,500.00	0%	
GF-RADIOS -FUEL&LUBR - UNLEAD	1000-21-2102-000000-666301	$1,254.00	$995.05	$1,565.00	24.8%	
GF-RADIOS -FUEL&LUB- DIESEL	1000-21-2102-000000-666302	$207.00	$0.00	$402.00	94.2%	
GF-RADIOS -FUEL&LUBR - LUBRS	1000-21-2102-000000-666303	$90.00	$0.00	$0.00	-100%	
GF-RADIOS -FLT SVC ALLOC.	1000-21-2102-000000-666825	$397.00	$330.80	$397.00	0%	
GF-EMRGMGT -OTH EXPS- INDIRECT	1000-21-2101-000000-678304	$136,671.00	$145,540.68	$199,175.00	45.7%	
Total GENERAL FUND:		**$1,650,511.00**	**$1,333,718.07**	**$1,950,704.00**	**18.2%**	
Total General Fund:		**$1,650,511.00**	**$1,333,718.07**	**$1,950,704.00**	**18.2%**	

Expenditures by Expense Type

Budgeted Expenditures by Expense Type

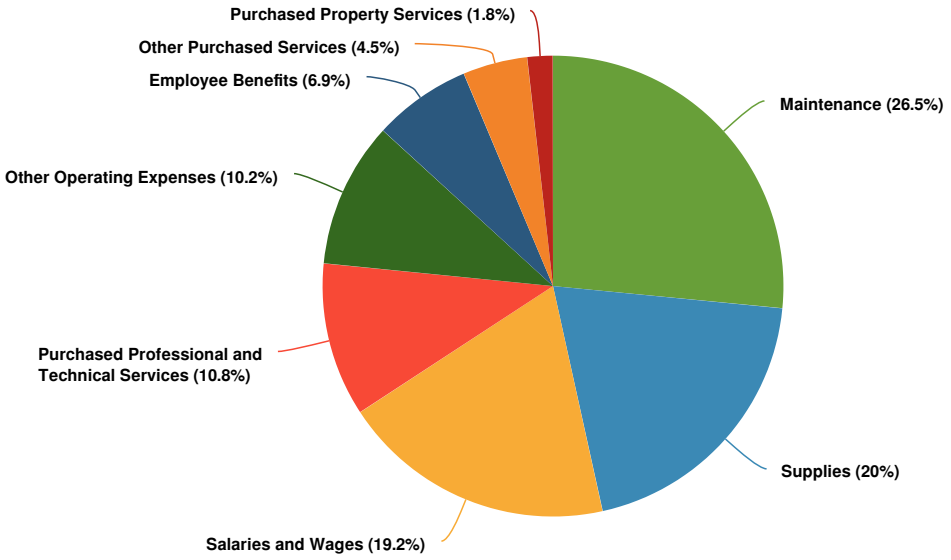

Budgeted and Historical Expenditures by Expense Type

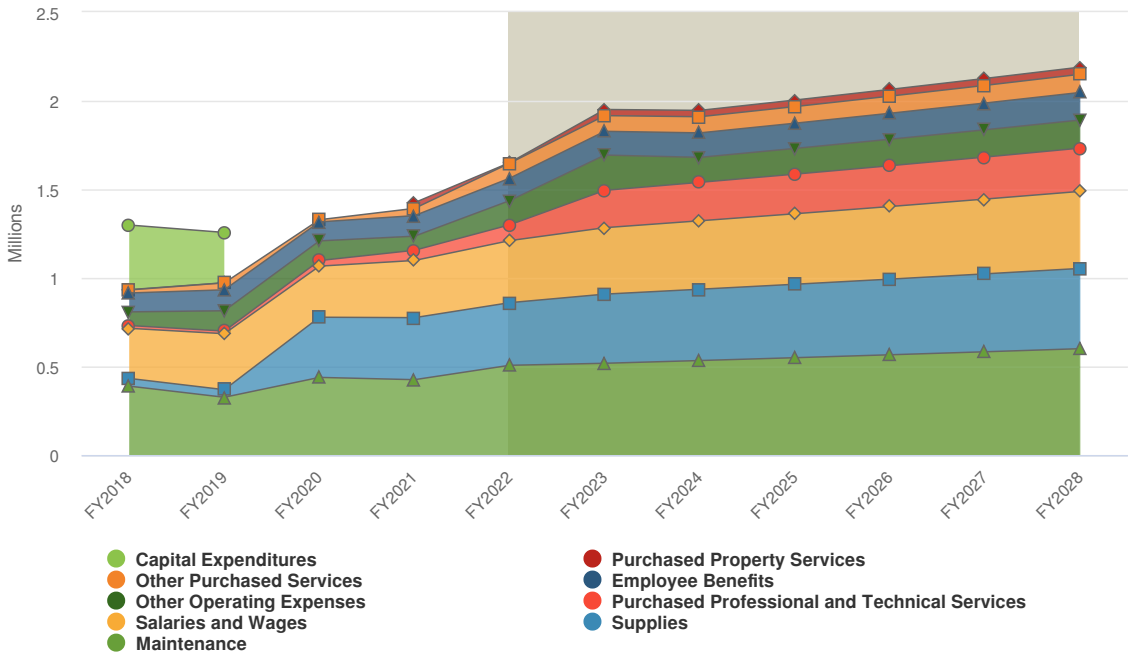

Grey background indicates budgeted figures.

Name	Account ID	FY2022 Amended Budget	FY2022 Actual	FY2023 Budgeted	FY2022 Amended Budget vs. FY2023 Budgeted (% Change)	Notes
Expense Objects						
Salaries and Wages						
REGULAR SALARIES	1000-21-2101-000000-601010	$190,931.00	$165,793.95	$203,406.00	6.5%	
OVERTIME	1000-21-2101-000000-601030	$0.00	$0.00	$1,972.00	N/A	
EMPLOYEE PAYOFF	1000-21-2101-000000-601070	$0.00	$1,111.21	$0.00	0%	
REGULAR SALARIES	1000-21-2102-000000-601010	$159,042.00	$137,815.97	$169,574.00	6.6%	
OVERTIME	1000-21-2102-000000-601030	$300.00	$689.88	$190.00	-36.7%	
Total Salaries and Wages:		**$350,273.00**	**$305,411.01**	**$375,142.00**	**7.1%**	
Employee Benefits						
GF-EMRGMGT -GROUP HEALTH	1000-21-2101-000000-612101	$23,091.00	$20,782.02	$24,000.00	3.9%	
GF-EMRGMGT -GROUP LIFE	1000-21-2101-000000-612102	$127.00	$114.76	$136.00	7.1%	
GF-EMRGMGT -SOC SEC-MEDIC	1000-21-2101-000000-612200	$14,606.00	$12,148.18	$15,712.00	7.6%	
GF-EMRGMGT -PENSION-	1000-21-2101-000000-612300	$28,640.00	$25,035.70	$30,807.00	7.6%	
GF-EMRGMGT -WORK COMP	1000-21-2101-000000-612600	$432.00	$377.68	$564.00	30.6%	
GF-RADIOS -GROUP HEALTH	1000-21-2102-000000-612101	$23,091.00	$20,782.02	$24,000.00	3.9%	
GF-RADIOS -GROUP LIFE	1000-21-2102-000000-612102	$119.00	$107.14	$130.00	9.2%	
GF-RADIOS -SOC SEC-MEDIC	1000-21-2102-000000-612200	$12,190.00	$10,287.29	$12,987.00	6.5%	
GF-RADIOS -PENSION-	1000-21-2102-000000-612300	$23,901.00	$20,766.91	$25,465.00	6.5%	
GF-RADIOS -WORK COMP	1000-21-2102-000000-612600	$370.00	$314.32	$394.00	6.5%	
Total Employee Benefits:		**$126,567.00**	**$110,716.02**	**$134,195.00**	**6%**	
Purchased Professional and Technical Services						
GF-EMRGMGT -SPEC SVC	1000-21-2101-000000-623100	$17,028.00	$5,083.47	$12,664.00	-25.6%	
GF-EMRGMGT -SPEC SVC-TEMPS	1000-21-2101-000000-623105	$41,200.00	$4,959.80	$41,200.00	0%	
GF-EMRGMGT -IT SERVICES	1000-21-2101-000000-623106	$0.00	$0.00	$125,988.00	N/A	
GF-RADIOS -SPEC SVC	1000-21-2102-000000-623100	$30,900.00	$7,950.00	$30,900.00	0%	

Name	Account ID	FY2022 Amended Budget	FY2022 Actual	FY2023 Budgeted	FY2022 Amended Budget vs. FY2023 Budgeted (% Change)	Notes
Total Purchased Professional and Technical Services:		**$89,128.00**	**$17,993.27**	**$210,752.00**	**136.5%**	
Purchased Property Services						
GF-EMRGMGT -FACILITY RENT	1000-21-2101-000000-634401	$3,000.00	$0.00	$34,788.00	1,059.6%	
Total Purchased Property Services:		**$3,000.00**	**$0.00**	**$34,788.00**	**1,059.6%**	
Maintenance						
GF-EMRGMGT -MAINT - EQUIP	1000-21-2101-000000-644801	$4,140.00	$1,035.40	$4,140.00	0%	
GF-EMRGMGT -MAINT - VEH PARTS	1000-21-2101-000000-644803	$6,500.00	$177.45	$851.00	-86.9%	
GF-EMRGMGT -MAINT-VEH-OUTSIDE	1000-21-2101-000000-644805	$200.00	$2,310.60	$2,476.00	1,138%	
GF-EMRGMGT -MAINT - VEH - MISC	1000-21-2101-000000-644810	$50.00	$0.00	$0.00	-100%	
GF-EMRGMGT -MAINT - OTHER	1000-21-2101-000000-644815	$222,061.00	$218,517.66	$242,361.00	9.1%	
GF-EMRGMGT-MAINT-FLEET SVC	1000-21-2101-000000-644825	$4,284.00	$766.01	$0.00	-100%	
GF-RADIOS -MAINT OF BUILDINGS	1000-21-2102-000000-644701	$500.00	$363.80	$535.00	7%	
GF-RADIOS-MAINT-OTHR-STRUCT	1000-21-2102-000000-644717	$0.00	$4,655.00	$0.00	0%	
GF-RADIOS -MAINT - RADIO EQUIP	1000-21-2102-000000-644802	$107,330.00	$79,874.63	$107,330.00	0%	
GF-RADIOS -MAINT - VEH PARTS	1000-21-2102-000000-644803	$2,747.00	$122.17	$387.00	-85.9%	
GF-RADIOS -MAINT-VEH-OUTSIDE	1000-21-2102-000000-644805	$50.00	$17.00	$425.00	750%	
GF-RADIOS -MAINT - VEH - MISC	1000-21-2102-000000-644810	$250.00	$0.00	$38.00	-84.8%	
GF-RADIOS -MAINT - OTHER	1000-21-2102-000000-644815	$157,296.00	$81,000.00	$159,196.00	1.2%	
GF-RADIOS-MAINT-FLEET SVC	1000-21-2102-000000-644825	$981.00	$817.50	$0.00	-100%	
Total Maintenance:		**$506,389.00**	**$389,657.22**	**$517,739.00**	**2.2%**	
Other Purchased Services						
GF-EMRGMGT -INSUR - PROPERTY	1000-21-2101-000000-655100	$396.00	$396.00	$512.00	29.3%	
GF-EMRGMGT -INSUR - AUTO LIAB	1000-21-2101-000000-655200	$998.00	$998.00	$1,445.00	44.8%	
GF-EMRGMGT -INSUR - GEN LIAB	1000-21-2101-000000-655300	$421.00	$421.00	$1,037.00	146.3%	

Name	Account ID	FY2022 Amended Budget	FY2022 Actual	FY2023 Budgeted	FY2022 Amended Budget vs. FY2023 Budgeted (% Change)	Notes
GF-EMRGMGT -COMMUNICATIONS	1000-21-2101-000000-655600	$16,872.00	$3,444.97	$16,872.00	0%	
GF-EMRGMGT -CELL PHONES	1000-21-2101-000000-655602	$3,112.00	$2,307.20	$3,330.00	7%	
GF-EMRGMGT -ADVERTISING	1000-21-2101-000000-655700	$121.00	$0.00	$121.00	0%	
GF-EMRGMGT -TRAVEL&TRAIN	1000-21-2101-000000-655800	$29,000.00	$11,760.13	$29,000.00	0%	
GF-EMRGMGT -DUES AND MEMB	1000-21-2101-000000-655850	$505.00	$910.00	$505.00	0%	
GF-EMRGMGT -OTH PURCHSVC-EQUIP	1000-21-2101-000000-655901	$22,030.00	$0.00	$22,030.00	0%	
GF-EMGT OTH PURCH SVCS-COMPUT	1000-21-2101-000000-655908	$0.00	$1,915.06	$0.00	0%	
INSURANCE - GENERAL LIABILITY	1000-21-2102-000000-655300	$0.00	$0.00	$1,040.00	N/A	
GF-RADIOS -COMMUNICATIONS	1000-21-2102-000000-655600	$2,400.00	$2,303.26	$2,400.00	0%	
GF-RADIOS -CELL PHONES	1000-21-2102-000000-655602	$3,120.00	$1,206.06	$3,120.00	0%	
GF-RADIOS -TRAVEL&TRAIN	1000-21-2102-000000-655800	$5,400.00	$3,530.30	$6,000.00	11.1%	
GF-RADIOS -DUES AND MEMB	1000-21-2102-000000-655850	$100.00	$85.00	$530.00	430%	
GF-RADIOS -OTH PURCHSVC-EQUIP	1000-21-2102-000000-655901	$500.00	$1,091.29	$600.00	20%	
Total Other Purchased Services:		**$84,975.00**	**$30,368.27**	**$88,542.00**	**4.2%**	
Supplies						
GF-EMRGMGT -SUPPL - OFFICE	1000-21-2101-000000-666101	$5,840.00	$2,601.05	$5,840.00	0%	
GF-EMRGMGT -SUPPL-MINOR TOOLS	1000-21-2101-000000-666102	$1,110.00	$219.00	$1,110.00	0%	
GF-EMRGMGT -SUPPL - NON-EXPEND	1000-21-2101-000000-666103	$2,500.00	$2,433.83	$2,675.00	7%	
GF-EMRGMGT -SUPPL - SOFTWARE	1000-21-2101-000000-666104	$29,180.00	$22,831.00	$29,180.00	0%	
GF-EMRGMGT -SUPPL-WEAR-APPARL	1000-21-2101-000000-666105	$270.00	$201.00	$290.00	7.4%	
GF-EMRGMGT -SUPPL-CHEMIC&MEDIC	1000-21-2101-000000-666106	$100.00	$0.00	$100.00	0%	
GF-EMRGMGT -SUPPL-JANITOR/MECH	1000-21-2101-000000-666107	$300.00	$268.71	$400.00	33.3%	
GF-EMRGMGT -SUPPL - OTHER	1000-21-2101-000000-666110	$3,379.00	$67.42	$3,379.00	0%	
GF-EMRGMGT -ENERGY - ELECTRIC	1000-21-2101-000000-666202	$12,000.00	$10,973.00	$13,382.00	11.5%	

Name	Account ID	FY2022 Amended Budget	FY2022 Actual	FY2023 Budgeted	FY2022 Amended Budget vs. FY2023 Budgeted (% Change)	Notes
GF-EMRGMGT -FUEL&LUBR - UNLEAD	1000-21-2101-000000-666301	$1,599.00	$0.00	$1,499.00	-6.3%	
GF-EMRGMGT -FUEL&LUB-DIESEL	1000-21-2101-000000-666302	$1,412.00	$1,297.32	$1,182.00	-16.3%	
GF-EMRGMGT -FUEL&LUBR - LUBRS	1000-21-2101-000000-666303	$100.00	$0.00	$0.00	-100%	
GF-EMRGMGT -FLT SVC ALLOC.	1000-21-2101-000000-666825	$84.00	$0.00	$84.00	0%	
GF-RADIOS -SUPPL - OFFICE	1000-21-2102-000000-666101	$646.00	$461.72	$646.00	0%	
GF-RADIOS -SUPPL-MINOR TOOLS	1000-21-2102-000000-666102	$1,000.00	$677.74	$1,000.00	0%	
GF-RADIOS -SUPPL - NON-EXPEND	1000-21-2102-000000-666103	$290,000.00	$289,776.96	$325,000.00	12.1%	
GF-RADIOS -SUPPL-WEAR-APPARL	1000-21-2102-000000-666105	$500.00	$572.00	$600.00	20%	
GF-RADIOS -SUPPL-CHEMIC&MEDIC	1000-21-2102-000000-666106	$0.00	$0.00	$100.00	N/A	
GF-RADIOS -SUPPL-JANITOR/MECH	1000-21-2102-000000-666107	$40.00	$0.00	$40.00	0%	
GF-RADIOS -ENER-PROP/BUT/ACET	1000-21-2102-000000-666205	$1,500.00	$325.00	$1,500.00	0%	
GF-RADIOS -FUEL&LUBR - UNLEAD	1000-21-2102-000000-666301	$1,254.00	$995.05	$1,565.00	24.8%	
GF-RADIOS -FUEL&LUB-DIESEL	1000-21-2102-000000-666302	$207.00	$0.00	$402.00	94.2%	
GF-RADIOS -FUEL&LUBR - LUBRS	1000-21-2102-000000-666303	$90.00	$0.00	$0.00	-100%	
GF-RADIOS -FLT SVC ALLOC.	1000-21-2102-000000-666825	$397.00	$330.80	$397.00	0%	
Total Supplies:		**$353,508.00**	**$334,031.60**	**$390,371.00**	**10.4%**	
Other Operating Expenses						
GF-EMRGMGT -OTH EXPS-INDIRECT	1000-21-2101-000000-678304	$136,671.00	$145,540.68	$199,175.00	45.7%	
Total Other Operating Expenses:		**$136,671.00**	**$145,540.68**	**$199,175.00**	**45.7%**	
Total Expense Objects:		**$1,650,511.00**	**$1,333,718.07**	**$1,950,704.00**	**18.2%**	

Fire Services

Mission
Protecting Life and Property Everyday - Waco Fire!

Departmental
The Waco Fire Department (WFD) provides first response to emergency medical incidents, facilitates fire safety and prevention programs, conducts arson and fire cause investigations, and responds to specialized incidents such as hazardous materials calls, high water rescues and drownings, confined space rescue, and aircraft emergencies.

Divisions and FTEs
Administration, Training, Communications, Prevention & Emergency Operations: 219.0000 FTEs, including 210 sworn firefighters & 9 non-sworn staff members

Programs of Services

Administration is responsible for fiscal and administrative responsibilities including budget, human resources, payroll, revenue, asset management, purchasing, and dispatch services. **Training** is responsible for the initial training of new firefighters, continuing education, health and wellness programs, uniforms and supplies. **Communications** is responsible for the processing of 9-1-1 emergency calls and dispatching of appropriate fire apparatus to handle emergencies. **Prevention** is responsible for fire investigations, arson investigations, community risk reduction activities, commercial building inspections, building plans review, fire safety education, and professional standards. **Emergency Operations**, which employs the vast majority of the department's personnel, is responsible for daily emergency response activities, as well as specialized responses such as aircraft rescue firefighting (ARFF), hazardous materials (Hazmat), technical rescue and swift water rescue. The Waco-McLennan County Office of Emergency Management also falls under the Fire Department.

Each division manages a variety of activities, which include Fire Suppression, Emergency Medical Services, Fire Prevention, and Training. Fire Suppression includes residential, commercial, vehicle, and urban/wildland interface fires. Rapid response to these type incidents saves lives and property. Emergency Medical Services are provided 24 hours a day by emergency medical trained personnel. Request for medical response comprise over 60-70% of all calls for service. Fire Prevention is responsible for fire and arson investigations, approval of building plans, public education, and fire & life safety inspections. The Fire Marshal's office has certified fire investigators who are trained as peace officers. These officers investigate all fire related crimes and have the lawful power to arrest. Training is conducted in accordance with county, state and federal standards. Firefighters receive updates on advances in techniques and technology and participate in continuing education. Fire Specialty Services include Aircraft rescue firefighting (ARFF), Hazardous materials (Hazmat), Swift water rescue and Dive team, Technical rescue (high angle and confined space). Hazmat and Swift water teams provide regional response to five neighboring counties.

FY22 Accomplishments
- Accepted ISO 1 Classification – March 2020
- Improved workforce management by purchasing CrewSense software
- Improved incident reporting by purchasing Emergency Reporting software
- Purchased a permanent location of Lake Waco for the Rescue Boat with a boat lift
- Created an additional Officer position in Training – Train Lieutenant
- Became a Registered Agency with the Center for Public Safety Excellence – Commission on Fire Accreditation International
- Introduced the Holiday Fire Truck to the Citizens of Waco

FY23 Objectives
- Reestablish Waco Fire newsletter
- Establish WFD Comprehensive Annual Report
- Continue the path toward Accreditation
- Improve on Cancer initiatives- purchase 2nd set of turn outs for each firefighter
- Improving efficiency through Inventory Control
- Conduct Facility Study-Proper Fire Station placement and warehouse facility
- Implement Alternative Response Vehicle Approach with personnel
- Restructure deployment of Hazards Materials Team resources
- Restructure deployment of Technical Rescue Team resources
- Support Staff Development through outside agency training offerings

- Explore and implement a fire station alerting system to enhance fire dispatch
- Conduct a staffing study

Performance Measures

Strategic Goal: Provide for a Safe and Resilient City	
Performance Indicators	Proposed FY 2022-2023
NFPA 1221 – Standard for Installation, Maintenance, and use of Emergency Service Communication Systems	90% of emergency alarm processing shall be completed within 64 second
	95% of alarm processing shall be completed within 106 seconds
NFPA 1710 – Standard for the Organization and Deployment of Fire Suppression Operations, Emergency Medical Operations, and Special Operations to the Public by Career Fire Departments	First Engine Arrive on Scene- 4 Minutes
	Initial Full Alarm (low and medium hazard) Time – 8 Minutes
	Turnout Times (80) seconds
NFPA 1911 – Standard for the Inspection, Maintenance, Testing, and retirement of in-Service Emergency Vehicles	
ISO Public Protection Classifications Rating Schedule (CLASS 1)	A thorough fire prevention inspection of all nonresidential structures should be performed at least once a year
	Engine/Truck Company Distribution and Response times (NFPA)

Department Diversity
By Race/Ethnicity and Gender

	American Indian/Alaskan Native	Hispanic or Latino	Asian	Black or African American	Native Hawaiian or Pacific Islander	White	Two or More Races		Male	Female
City of Waco Population*	0.4%	31.8%	2.2%	20.6%	0.1%	43.7%	6.4%		48.4%	51.6%
City Organization	1%	19%	1%	10%	0%	67%	2%		64%	36%
Fire Services	0%	7%	0%	5%	0%	87%	0%		95%	5%

*U.S.Census Bureau: https://www.census.gov/quickfacts/wacocitytexas

Expenditures Summary

FY23 includes several base budget adjustments for the Fire Department. Sworn personnel have increased by 4 Fire Fighters, bringing the total full-time equivalent (FTE) count to 219. The Fire department will also receive funding to renovate and improve fire stations around the city. Operational adjustments and take into consideration the increased costs of goods and services to maintain service levels across the city.

$34,435,629 **$4,136,568**
(13.65% vs. prior year)

Fire Services Proposed and Historical Budget vs. Actual

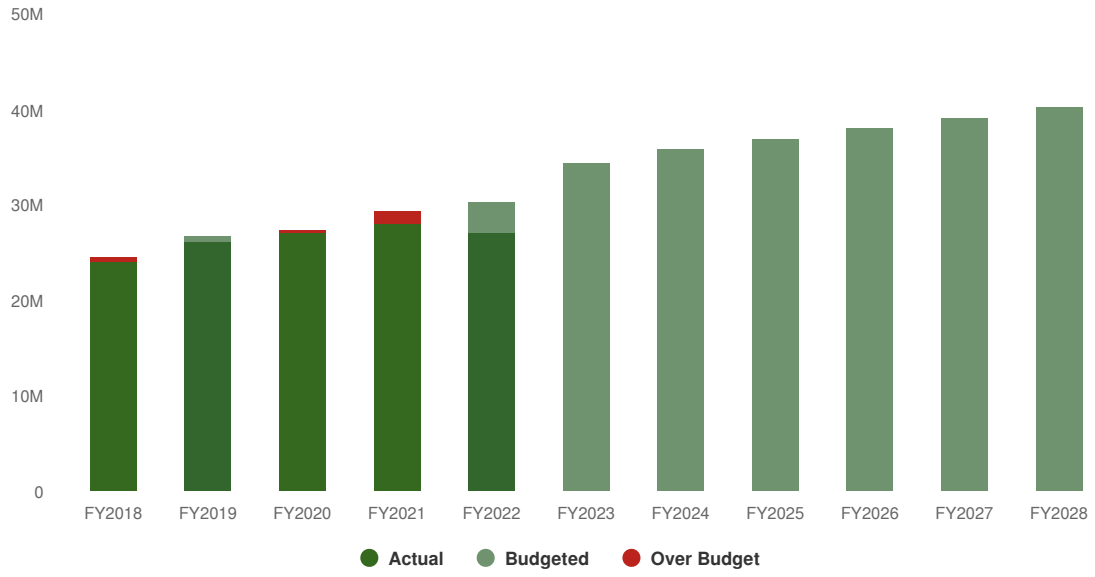

Expenditures by Fund

2023 Expenditures by Fund

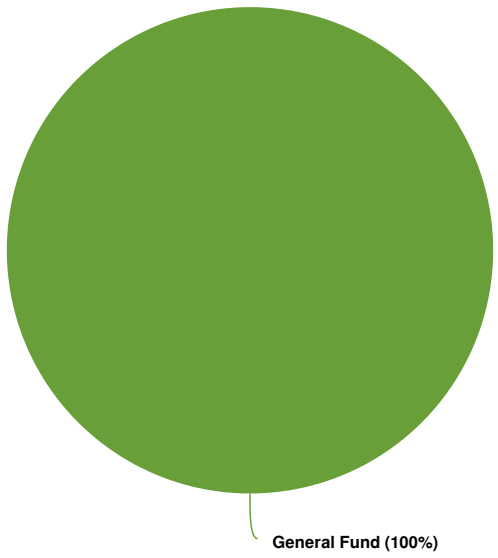

Budgeted and Historical 2023 Expenditures by Fund

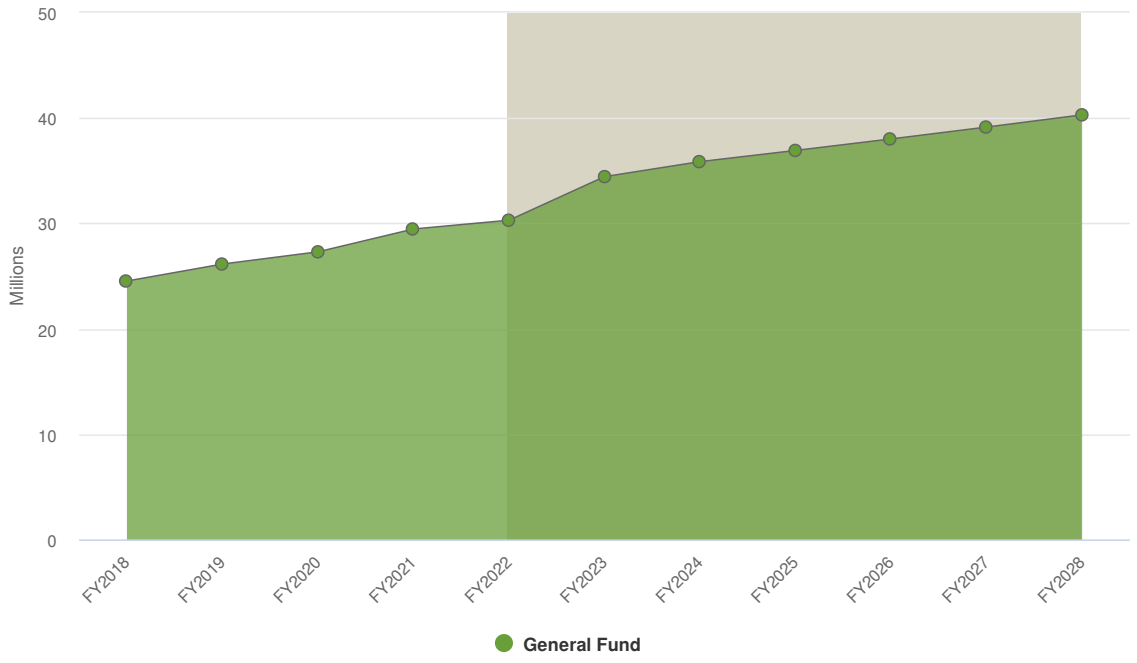

Grey background indicates budgeted figures.

Name	Account ID	FY2022 Amended Budget	FY2022 Actual	FY2023 Budgeted	FY2022 Amended Budget vs. FY2023 Budgeted (% Change)	Notes
General Fund						
GENERAL FUND						
REGULAR SALARIES	1000-22-2201-000000-601010	$437,626.00	$424,276.73	$486,812.00	11.2%	
OVERTIME	1000-22-2201-000000-601030	$750.00	$1,921.14	$574.00	-23.5%	
EMPLOYEE PAYOFF	1000-22-2201-000000-601070	$0.00	$5,030.54	$0.00	0%	
REGULAR SALARIES	1000-22-2202-000000-601010	$16,078,435.00	$14,811,259.00	$18,559,899.00	15.4%	
OVERTIME	1000-22-2202-000000-601030	$975,000.00	$995,286.26	$1,184,336.00	21.5%	
EMPLOYEE PAYOFF	1000-22-2202-000000-601070	$0.00	$122,626.41	$0.00	0%	
REGULAR SALARIES	1000-22-2203-000000-601010	$609,458.00	$520,085.73	$619,582.00	1.7%	
OVERTIME	1000-22-2203-000000-601030	$0.00	$17,548.04	$19,046.00	N/A	
EMPLOYEE PAYOFF	1000-22-2203-000000-601070	$0.00	$7,158.40	$0.00	0%	
REGULAR SALARIES	1000-22-2204-000000-601010	$573,504.00	$535,774.18	$583,976.00	1.8%	

Name	Account ID	FY2022 Amended Budget	FY2022 Actual	FY2023 Budgeted	FY2022 Amended Budget vs. FY2023 Budgeted (% Change)	Notes
OVERTIME	1000-22-2204-000000-601030	$0.00	$58,627.98	$89,213.00	N/A	
EMPLOYEE PAYOFF	1000-22-2204-000000-601070	$0.00	$7,870.69	$0.00	0%	
REGULAR SALARIES	1000-22-2205-000000-601010	$324,348.00	$291,111.83	$343,343.00	5.9%	
OVERTIME	1000-22-2205-000000-601030	$0.00	$6,706.46	$3,891.00	N/A	
EMPLOYEE PAYOFF	1000-22-2205-000000-601070	$0.00	$4,267.20	$0.00	0%	
EMPLOYEE PAYOFF	1000-22-2246-000000-601070	$300,000.00	$317,460.10	$300,000.00	0%	
GF-FIREADM -GROUP HEALTH	1000-22-2201-000000-612101	$38,485.00	$37,202.38	$40,000.00	3.9%	
GF-FIREADM -GROUP LIFE	1000-22-2201-000000-612102	$217.00	$209.07	$232.00	6.9%	
GF-FIREADM -SOC SEC-MEDIC	1000-22-2201-000000-612200	$33,536.00	$30,950.14	$37,285.00	11.2%	
GF-FIREADM -PENSION-	1000-22-2201-000000-612300	$65,756.00	$64,675.42	$73,108.00	11.2%	
GF-FIREADM -WORK COMP	1000-22-2201-000000-612600	$15,779.00	$16,313.72	$17,964.00	13.8%	
GF-FIRESUP -GROUP HEALTH	1000-22-2202-000000-612101	$1,477,832.00	$1,293,341.09	$1,568,000.00	6.1%	
GF-FIRESUP -GROUP LIFE	1000-22-2202-000000-612102	$8,640.00	$7,577.98	$9,290.00	7.5%	
GF-FIRESUP -SOC SEC-MEDIC	1000-22-2202-000000-612200	$1,327,538.00	$1,142,960.09	$1,510,434.00	13.8%	
GF-FIRESUP -PENSION-	1000-22-2202-000000-612300	$2,605,014.00	$2,389,137.96	$2,961,635.00	13.7%	
GF-FIRESUP -WORK COMP	1000-22-2202-000000-612600	$909,494.00	$834,909.47	$1,034,795.00	13.8%	
GF-FIREPRV -GROUP HEALTH	1000-22-2203-000000-612101	$46,182.00	$37,394.81	$48,000.00	3.9%	
GF-FIREPRV -GROUP LIFE	1000-22-2203-000000-612102	$270.00	$219.22	$284.00	5.2%	
GF-FIREPRV -SOC SEC-MEDIC	1000-22-2203-000000-612200	$46,624.00	$40,335.52	$48,855.00	4.8%	
GF-FIREPRV -PENSION-	1000-22-2203-000000-612300	$91,418.00	$81,715.88	$95,794.00	4.8%	
GF-FIREPRV -WORK COMP	1000-22-2203-000000-612600	$31,942.00	$28,552.49	$33,470.00	4.8%	
GF-FIRECOM -GROUP HEALTH	1000-22-2204-000000-612101	$69,273.00	$58,433.39	$72,000.00	3.9%	
GF-FIRECOM -GROUP LIFE	1000-22-2204-000000-612102	$364.00	$297.57	$379.00	4.1%	
GF-FIRECOM -SOC SEC-MEDIC	1000-22-2204-000000-612200	$43,873.00	$43,623.00	$51,499.00	17.4%	

Name	Account ID	FY2022 Amended Budget	FY2022 Actual	FY2023 Budgeted	FY2022 Amended Budget vs. FY2023 Budgeted (% Change)	Notes
GF-FIRECOM -PENSION-	1000-22-2204-000000-612300	$86,026.00	$90,337.91	$100,978.00	17.4%	
GF-FIRECOM -WORK COMP	1000-22-2204-000000-612600	$20,029.00	$22,794.71	$25,266.00	26.1%	
GF-FIRETRN -GROUP HEALTH	1000-22-2205-000000-612101	$23,091.00	$20,782.02	$24,000.00	3.9%	
GF-FIRETRN -GROUP LIFE	1000-22-2205-000000-612102	$135.00	$121.83	$142.00	5.2%	
GF-FIRETRN -SOC SEC-MEDIC	1000-22-2205-000000-612200	$24,813.00	$21,862.55	$26,564.00	7.1%	
GF-FIRETRN -PENSION-	1000-22-2205-000000-612300	$48,652.00	$45,300.84	$52,085.00	7.1%	
GF-FIRETRN -WORK COMP	1000-22-2205-000000-612600	$16,999.00	$15,832.25	$18,199.00	7.1%	
GF-PAYOFFIR -PENSION	1000-22-2245-000000-612300	$18,446.00	$16,906.78	$0.00	-100%	
GF-PAYOFFIR -GROUP HEALTH	1000-22-2246-000000-612101	$0.00	$596.20	$0.00	0%	
GF-PAYOFFIR -GROUP LIFE	1000-22-2246-000000-612102	$0.00	$1.79	$0.00	0%	
GF-PAYOFFIR -SOC SEC-MEDIC	1000-22-2246-000000-612200	$22,950.00	$24,282.62	$22,950.00	0%	
GF-PAYOFFIR -PENSION-	1000-22-2246-000000-612300	$45,000.00	$47,619.01	$45,000.00	0%	
GF-PAYOFFIR -WORK COMP	1000-22-2246-000000-612600	$15,723.00	$16,638.10	$15,723.00	0%	
GF-FIREADM -SPEC SVC	1000-22-2201-000000-623100	$92,936.25	$22,816.14	$90,650.00	-2.5%	
GF-FIREADM -IT SERVICES	1000-22-2201-000000-623106	$0.00	$0.00	$294,591.00	N/A	
GF-FIRESUP -SPEC SVC	1000-22-2202-000000-623100	$13,030.00	$4,497.88	$13,421.00	3%	
GF-FIRESUP -IT SERVICES	1000-22-2202-000000-623106	$0.00	$0.00	$13,314.00	N/A	
GF-FIREPRV -SPEC SVC	1000-22-2203-000000-623100	$1,846.00	$75.00	$1,901.00	3%	
GF-FIREPRV -IT SERVICES	1000-22-2203-000000-623106	$0.00	$0.00	$3,328.00	N/A	
GF-FIRETRN -SPEC SVC	1000-22-2205-000000-623100	$70,804.00	$11,064.37	$74,969.00	5.9%	
GF-FIRETRN -IT SERVICES	1000-22-2205-000000-623106	$0.00	$0.00	$3,328.00	N/A	
GF-FIREMNT -SPEC SVC	1000-22-2206-000000-623100	$0.00	$941.85	$0.00	0%	
GF-FIREADM -UTIL SVC -WATER	1000-22-2201-000000-634101	$45,012.00	$47,984.22	$65,000.00	44.4%	
GF-FIREADM -UTIL SVC-REFUSE	1000-22-2201-000000-634102	$11,400.00	$11,539.99	$14,208.00	24.6%	

Name	Account ID	FY2022 Amended Budget	FY2022 Actual	FY2023 Budgeted	FY2022 Amended Budget vs. FY2023 Budgeted (% Change)	Notes
GF-FIREADM -UTIL SVC-SEWER	1000-22-2201-000000-634103	$14,520.00	$16,875.92	$24,600.00	69.4%	
GF-FIREADM -FACILITY RENT	1000-22-2201-000000-634401	$4,774.00	$10.00	$387.00	-91.9%	
GF-FIREADM -MAINT -SIGNS&MARK	1000-22-2201-000000-644711	$244.46	$302.96	$1,000.00	309.1%	
GF-FIREADM -MAINT -EQUIP	1000-22-2201-000000-644801	$9,713.00	$5,999.24	$31,753.00	226.9%	
GF-FIREADM -MAINT -OTHER	1000-22-2201-000000-644815	$63,716.00	$80,140.83	$85,291.00	33.9%	
GF-FIRESUP -MAINT OF BUILDINGS	1000-22-2202-000000-644701	$13,911.00	$13,793.87	$183,573.00	1,219.6%	
GF-FIRESUP -MAINT -EQUIP	1000-22-2202-000000-644801	$42,436.00	$23,506.91	$43,709.00	3%	
GF-FIRETRN -MAINT -EQUIP	1000-22-2205-000000-644801	$796.00	$0.00	$2,420.00	204%	
GF-FIREMNT -MAINT -VEH PARTS	1000-22-2206-000000-644803	$323,387.00	$180,008.39	$198,750.00	-38.5%	
GF-FIREMNT -MAINT-VEH -OUTSIDE	1000-22-2206-000000-644805	$190,550.00	$173,349.38	$453,578.00	138%	
GF-FIREMNT -MAINT -VEH - MISC	1000-22-2206-000000-644810	$15,965.00	-$2,980.91	$2,309.00	-85.5%	
GF-FIREMNT -MAINT-FLEET SVC	1000-22-2206-000000-644825	$245,844.00	$204,870.00	$0.00	-100%	
GF-FIREADM -INSUR -PROPERTY	1000-22-2201-000000-655100	$10,630.00	$10,630.00	$13,734.00	29.2%	
GF-FIREADM -INSUR -AUTO LIAB	1000-22-2201-000000-655200	$24,149.00	$24,149.00	$34,975.00	44.8%	
GF-FIREADM -INSUR -GEN LIAB	1000-22-2201-000000-655300	$82,704.00	$82,704.00	$38,050.00	-54%	
GF-FIREADM -COMMUNICATIONS	1000-22-2201-000000-655600	$124,634.00	$120,576.95	$158,093.00	26.8%	
GF-FIREADM -CELL PHONES	1000-22-2201-000000-655602	$26,225.00	$26,693.29	$26,225.00	0%	
GF-FIREADM -ADVERTISING	1000-22-2201-000000-655700	$5,000.00	$185.00	$5,150.00	3%	
GF-FIREADM -ADVERT -PROMOTIONS	1000-22-2201-000000-655701	$5,000.00	$146.45	$5,150.00	3%	
GF-FIREADM -TRAVEL&TRAIN	1000-22-2201-000000-655800	$1,256.10	$1,256.10	$0.00	-100%	
GF-FIREADM -DUES AND MEMB	1000-22-2201-000000-655850	$3,908.00	$3,897.50	$31,170.00	697.6%	
GF-FIREADM -OTH PURCHSVC-EQUIP	1000-22-2201-000000-655901	$589,058.00	$777.24	$600,930.00	2%	
GF-FIREADM -OTH PURCHSVC-COMP	1000-22-2201-000000-655908	$18,628.00	$18,579.51	$13,687.00	-26.5%	
GF-FIRESUP -COMMUNICATIONS	1000-22-2202-000000-655600	$166.00	$144.61	$171.00	3%	

Name	Account ID	FY2022 Amended Budget	FY2022 Actual	FY2023 Budgeted	FY2022 Amended Budget vs. FY2023 Budgeted (% Change)	Notes
GF-FIRESUP - TRAVEL&TRAIN	1000-22-2202-000000-655800	$8,292.12	$7,144.04	$0.00	-100%	
GF-FIRESUP -DUES AND MEMB	1000-22-2202-000000-655850	$0.00	$174.08	$0.00	0%	
GF-FIRESUP -OTH PURCHSVC-EQUIP	1000-22-2202-000000-655901	$4,668.00	$3,424.99	$4,808.00	3%	
GF-FIREPRV -DUES AND MEMB	1000-22-2203-000000-655850	$1,041.00	$222.17	$1,072.00	3%	
GF-FIREPRV -OTH PURCHSVC-EQUIP	1000-22-2203-000000-655901	$1,114.00	$1,004.88	$1,147.00	3%	
GF-FIRETRN - TRAVEL&TRAIN	1000-22-2205-000000-655800	$130,132.78	$91,781.10	$246,432.00	89.4%	
GF-FIRETRN -DUES AND MEMB	1000-22-2205-000000-655850	$25,162.00	$26,642.72	$755.00	-97%	
GF-FIRETRN -OTH PURCHSVC-EQUIP	1000-22-2205-000000-655901	$1,034.00	$947.52	$1,099.00	6.3%	
GF-FIREADM -SUPPL - OFFICE	1000-22-2201-000000-666101	$11,181.00	$16,293.17	$15,174.00	35.7%	
GF-FIREADM -SUPPL-MINOR TOOLS	1000-22-2201-000000-666102	$106.00	$89.30	$509.00	380.2%	
GF-FIREADM -SUPPL - NON-EXPEND	1000-22-2201-000000-666103	$56,620.00	$66,330.08	$79,672.00	40.7%	
GF-FIREADM -SUPPL-WEAR-APPARL	1000-22-2201-000000-666105	$1,154.00	$297.50	$35.00	-97%	
GF-FIREADM -SUPPL - OTHER	1000-22-2201-000000-666110	$7,852.00	$5,178.61	$13,615.00	73.4%	
GF-FIREADM -ENERGY-HEAT&FUEL	1000-22-2201-000000-666201	$24,823.00	$26,424.07	$22,977.00	-7.4%	
GF-FIREADM -ENERGY - ELECTRIC	1000-22-2201-000000-666202	$96,100.00	$96,991.29	$99,610.00	3.7%	
GF-FIREADM -ENER-PROP/BUT/ACET	1000-22-2201-000000-666205	$7,500.00	$3,755.00	$4,613.00	-38.5%	
GF-FIRESUP -SUPPL - OFFICE	1000-22-2202-000000-666101	$142.72	$402.40	$0.00	-100%	
GF-FIRESUP -SUPPL - MINOR TOOLS	1000-22-2202-000000-666102	$45,096.00	$42,534.61	$38,059.00	-15.6%	
GF-FIRESUP -SUPPL - WEAR APPARL	1000-22-2202-000000-666105	$71,280.00	$69,724.59	$83,026.00	16.5%	
GF-FIRESUP -SUPPL-CHEMIC&MEDIC	1000-22-2202-000000-666106	$718,448.88	$678,251.26	$299,059.00	-58.4%	
GF-FIRESUP -SUPPL-JANITOR/MECH	1000-22-2202-000000-666107	$27,721.00	$30,981.97	$34,661.00	25%	
GF-FIRESUP -SUPPL - OTHER	1000-22-2202-000000-666110	$8,557.00	$8,777.14	$11,436.00	33.6%	
GF-FIREPRV -SUPPL - OFFICE	1000-22-2203-000000-666101	$204.94	$204.94	$0.00	-100%	
GF-FIREPRV -SUPPL - MINOR TOOLS	1000-22-2203-000000-666102	$1,861.00	$1,651.61	$3,917.00	110.5%	

Name	Account ID	FY2022 Amended Budget	FY2022 Actual	FY2023 Budgeted	FY2022 Amended Budget vs. FY2023 Budgeted (% Change)	Notes
GF-FIREPRV -SUPPL - OTHER	1000-22-2203-000000-666110	$10,360.00	$10,731.17	$10,671.00	3%	
SUPPLIES- CHEMICAL AND MEDICAL	1000-22-2204-000000-666106		$0.00	$25,610.00	N/A	
GF-FIRETRN -SUPPL - MINOR TOOLS	1000-22-2205-000000-666102	$129.00	$249.14	$133.00	3.1%	
GF-FIRETRN -SUPPL - WEAR APPARL	1000-22-2205-000000-666105	$0.00	$0.00	$5,000.00	N/A	
GF-FIRETRN -SUPPL - OTHER	1000-22-2205-000000-666110	$5,570.00	$2,270.71	$5,937.00	6.6%	
GF-FIREMNT - FUEL&LUBR	1000-22-2206-000000-666300	$30,605.00	$73,099.16	$80,217.00	162.1%	
GF-FIREMNT - FUEL&LUBR -UNLEAD	1000-22-2206-000000-666301	$25,137.00	$29,890.36	$36,558.00	45.4%	
GF-FIREMNT - FUEL&LUB-DIESEL	1000-22-2206-000000-666302	$84,403.00	$83,933.41	$131,032.00	55.2%	
GF-FIREMNT - FUEL&LUBR - LUBRS	1000-22-2206-000000-666303	$330.00	$43.11	$66.00	-80%	
GF-FIREMNT -FLT SVC ALLOC.	1000-22-2206-000000-666825	$4,293.00	$3,577.50	$414,711.00	9,560.2%	
GF-FIREADM - FURN&FIXTURES	1000-22-2201-000000-757401	$0.00	$6,640.50	$0.00	0%	
GF-FIREADM - MACH&EQUIP -MACH	1000-22-2201-000000-757402	$388,078.00	$11,085.66	$0.00	-100%	
GF-FIRESUP -MACH & EQUIP -MACH	1000-22-2202-000000-757402	$0.00	$0.00	$110,000.00	N/A	
GF-FIRESUP -MACH & EQUIP - VEH	1000-22-2202-000000-757404	$14,600.25	$14,600.25	$0.00	-100%	
Total GENERAL FUND:		**$30,299,061.50**	**$27,057,822.20**	**$34,435,629.00**	**13.7%**	
Total General Fund:		**$30,299,061.50**	**$27,057,822.20**	**$34,435,629.00**	**13.7%**	

Expenditures by Expense Type

Budgeted Expenditures by Expense Type

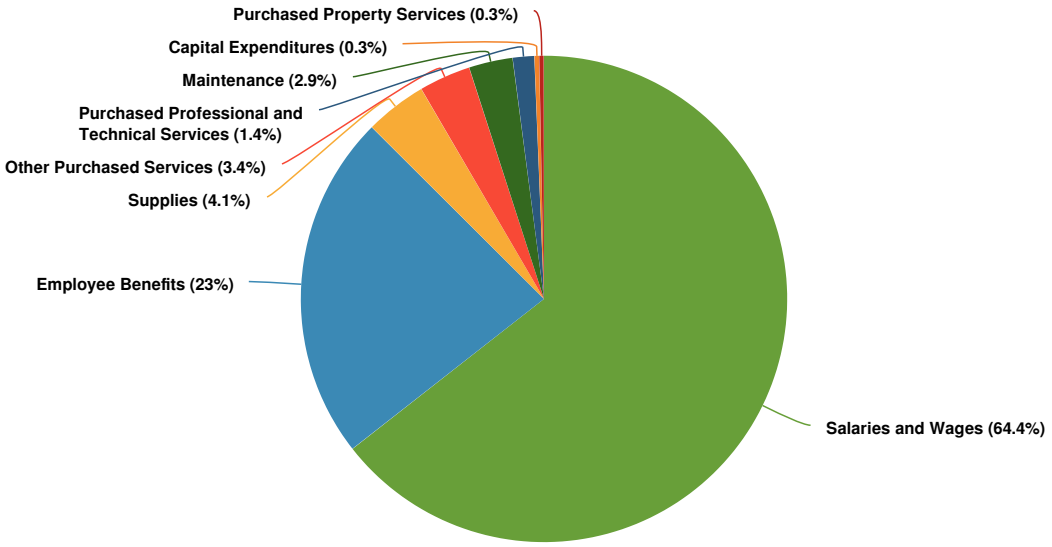

Budgeted and Historical Expenditures by Expense Type

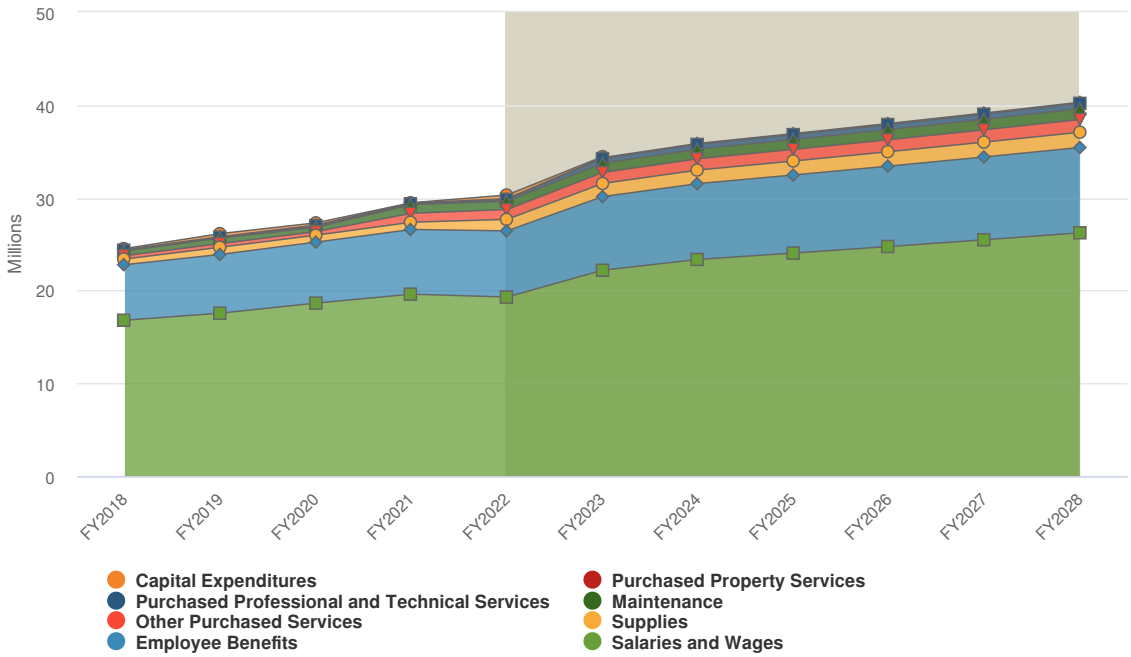

Grey background indicates budgeted figures.

Name	Account ID	FY2022 Amended Budget	FY2022 Actual	FY2023 Budgeted	FY2022 Amended Budget vs. FY2023 Budgeted (% Change)	Notes
Expense Objects						
Salaries and Wages						
REGULAR SALARIES	1000-22-2201-000000-601010	$437,626.00	$424,276.73	$486,812.00	11.2%	
OVERTIME	1000-22-2201-000000-601030	$750.00	$1,921.14	$574.00	-23.5%	
EMPLOYEE PAYOFF	1000-22-2201-000000-601070	$0.00	$5,030.54	$0.00	0%	
REGULAR SALARIES	1000-22-2202-000000-601010	$16,078,435.00	$14,811,259.00	$18,559,899.00	15.4%	
OVERTIME	1000-22-2202-000000-601030	$975,000.00	$995,286.26	$1,184,336.00	21.5%	
EMPLOYEE PAYOFF	1000-22-2202-000000-601070	$0.00	$122,626.41	$0.00	0%	
REGULAR SALARIES	1000-22-2203-000000-601010	$609,458.00	$520,085.73	$619,582.00	1.7%	
OVERTIME	1000-22-2203-000000-601030	$0.00	$17,548.04	$19,046.00	N/A	
EMPLOYEE PAYOFF	1000-22-2203-000000-601070	$0.00	$7,158.40	$0.00	0%	
REGULAR SALARIES	1000-22-2204-000000-601010	$573,504.00	$535,774.18	$583,976.00	1.8%	
OVERTIME	1000-22-2204-000000-601030	$0.00	$58,627.98	$89,213.00	N/A	
EMPLOYEE PAYOFF	1000-22-2204-000000-601070	$0.00	$7,870.69	$0.00	0%	
REGULAR SALARIES	1000-22-2205-000000-601010	$324,348.00	$291,111.83	$343,343.00	5.9%	
OVERTIME	1000-22-2205-000000-601030	$0.00	$6,706.46	$3,891.00	N/A	
EMPLOYEE PAYOFF	1000-22-2205-000000-601070	$0.00	$4,267.20	$0.00	0%	
EMPLOYEE PAYOFF	1000-22-2246-000000-601070	$300,000.00	$317,460.10	$300,000.00	0%	
Total Salaries and Wages:		**$19,299,121.00**	**$18,127,010.69**	**$22,190,672.00**	**15%**	
Employee Benefits						
GF-FIREADM -GROUP HEALTH	1000-22-2201-000000-612101	$38,485.00	$37,202.38	$40,000.00	3.9%	
GF-FIREADM -GROUP LIFE	1000-22-2201-000000-612102	$217.00	$209.07	$232.00	6.9%	
GF-FIREADM -SOC SEC-MEDIC	1000-22-2201-000000-612200	$33,536.00	$30,950.14	$37,285.00	11.2%	
GF-FIREADM -PENSION-	1000-22-2201-000000-612300	$65,756.00	$64,675.42	$73,108.00	11.2%	
GF-FIREADM -WORK COMP	1000-22-2201-000000-612600	$15,779.00	$16,313.72	$17,964.00	13.8%	

Name	Account ID	FY2022 Amended Budget	FY2022 Actual	FY2023 Budgeted	FY2022 Amended Budget vs. FY2023 Budgeted (% Change)	Notes
GF-FIRESUP -GROUP HEALTH	1000-22-2202-000000-612101	$1,477,832.00	$1,293,341.09	$1,568,000.00	6.1%	
GF-FIRESUP -GROUP LIFE	1000-22-2202-000000-612102	$8,640.00	$7,577.98	$9,290.00	7.5%	
GF-FIRESUP -SOC SEC-MEDIC	1000-22-2202-000000-612200	$1,327,538.00	$1,142,960.09	$1,510,434.00	13.8%	
GF-FIRESUP -PENSION-	1000-22-2202-000000-612300	$2,605,014.00	$2,389,137.96	$2,961,635.00	13.7%	
GF-FIRESUP -WORK COMP	1000-22-2202-000000-612600	$909,494.00	$834,909.47	$1,034,795.00	13.8%	
GF-FIREPRV -GROUP HEALTH	1000-22-2203-000000-612101	$46,182.00	$37,394.81	$48,000.00	3.9%	
GF-FIREPRV -GROUP LIFE	1000-22-2203-000000-612102	$270.00	$219.22	$284.00	5.2%	
GF-FIREPRV -SOC SEC-MEDIC	1000-22-2203-000000-612200	$46,624.00	$40,335.52	$48,855.00	4.8%	
GF-FIREPRV -PENSION-	1000-22-2203-000000-612300	$91,418.00	$81,715.88	$95,794.00	4.8%	
GF-FIREPRV -WORK COMP	1000-22-2203-000000-612600	$31,942.00	$28,552.49	$33,470.00	4.8%	
GF-FIRECOM -GROUP HEALTH	1000-22-2204-000000-612101	$69,273.00	$58,433.39	$72,000.00	3.9%	
GF-FIRECOM -GROUP LIFE	1000-22-2204-000000-612102	$364.00	$297.57	$379.00	4.1%	
GF-FIRECOM -SOC SEC-MEDIC	1000-22-2204-000000-612200	$43,873.00	$43,623.00	$51,499.00	17.4%	
GF-FIRECOM -PENSION-	1000-22-2204-000000-612300	$86,026.00	$90,337.91	$100,978.00	17.4%	
GF-FIRECOM -WORK COMP	1000-22-2204-000000-612600	$20,029.00	$22,794.71	$25,266.00	26.1%	
GF-FIRETRN -GROUP HEALTH	1000-22-2205-000000-612101	$23,091.00	$20,782.02	$24,000.00	3.9%	
GF-FIRETRN -GROUP LIFE	1000-22-2205-000000-612102	$135.00	$121.83	$142.00	5.2%	
GF-FIRETRN -SOC SEC-MEDIC	1000-22-2205-000000-612200	$24,813.00	$21,862.55	$26,564.00	7.1%	
GF-FIRETRN -PENSION-	1000-22-2205-000000-612300	$48,652.00	$45,300.84	$52,085.00	7.1%	
GF-FIRETRN -WORK COMP	1000-22-2205-000000-612600	$16,999.00	$15,832.25	$18,199.00	7.1%	
GF-PAYOFFIR -PENSION	1000-22-2245-000000-612300	$18,446.00	$16,906.78	$0.00	-100%	
GF-PAYOFFIR -GROUP HEALTH	1000-22-2246-000000-612101	$0.00	$596.20	$0.00	0%	
GF-PAYOFFIR -GROUP LIFE	1000-22-2246-000000-612102	$0.00	$1.79	$0.00	0%	
GF-PAYOFFIR -SOC SEC-MEDIC	1000-22-2246-000000-612200	$22,950.00	$24,282.62	$22,950.00	0%	

Name	Account ID	FY2022 Amended Budget	FY2022 Actual	FY2023 Budgeted	FY2022 Amended Budget vs. FY2023 Budgeted (% Change)	Notes
GF-PAYOFFIR -PENSION-	1000-22-2246-000000-612300	$45,000.00	$47,619.01	$45,000.00	0%	
GF-PAYOFFIR -WORK COMP	1000-22-2246-000000-612600	$15,723.00	$16,638.10	$15,723.00	0%	
Total Employee Benefits:		**$7,134,101.00**	**$6,430,925.81**	**$7,933,931.00**	**11.2%**	
Purchased Professional and Technical Services						
GF-FIREADM -SPEC SVC	1000-22-2201-000000-623100	$92,936.25	$22,816.14	$90,650.00	-2.5%	
GF-FIREADM -IT SERVICES	1000-22-2201-000000-623106	$0.00	$0.00	$294,591.00	N/A	
GF-FIRESUP -SPEC SVC	1000-22-2202-000000-623100	$13,030.00	$4,497.88	$13,421.00	3%	
GF-FIRESUP -IT SERVICES	1000-22-2202-000000-623106	$0.00	$0.00	$13,314.00	N/A	
GF-FIREPRV -SPEC SVC	1000-22-2203-000000-623100	$1,846.00	$75.00	$1,901.00	3%	
GF-FIREPRV -IT SERVICES	1000-22-2203-000000-623106	$0.00	$0.00	$3,328.00	N/A	
GF-FIRETRN -SPEC SVC	1000-22-2205-000000-623100	$70,804.00	$11,064.37	$74,969.00	5.9%	
GF-FIRETRN -IT SERVICES	1000-22-2205-000000-623106	$0.00	$0.00	$3,328.00	N/A	
GF-FIREMNT -SPEC SVC	1000-22-2206-000000-623100	$0.00	$941.85	$0.00	0%	
Total Purchased Professional and Technical Services:		**$178,616.25**	**$39,395.24**	**$495,502.00**	**177.4%**	
Purchased Property Services						
GF-FIREADM -UTIL SVC -WATER	1000-22-2201-000000-634101	$45,012.00	$47,984.22	$65,000.00	44.4%	
GF-FIREADM -UTIL SVC-REFUSE	1000-22-2201-000000-634102	$11,400.00	$11,539.99	$14,208.00	24.6%	
GF-FIREADM -UTIL SVC-SEWER	1000-22-2201-000000-634103	$14,520.00	$16,875.92	$24,600.00	69.4%	
GF-FIREADM -FACILITY RENT	1000-22-2201-000000-634401	$4,774.00	$10.00	$387.00	-91.9%	
Total Purchased Property Services:		**$75,706.00**	**$76,410.13**	**$104,195.00**	**37.6%**	
Maintenance						
GF-FIREADM -MAINT -SIGNS&MARK	1000-22-2201-000000-644711	$244.46	$302.96	$1,000.00	309.1%	
GF-FIREADM -MAINT - EQUIP	1000-22-2201-000000-644801	$9,713.00	$5,999.24	$31,753.00	226.9%	

Name	Account ID	FY2022 Amended Budget	FY2022 Actual	FY2023 Budgeted	FY2022 Amended Budget vs. FY2023 Budgeted (% Change)	Notes
GF-FIREADM -MAINT - OTHER	1000-22-2201-000000-644815	$63,716.00	$80,140.83	$85,291.00	33.9%	
GF-FIRESUP -MAINT OF BUILDINGS	1000-22-2202-000000-644701	$13,911.00	$13,793.87	$183,573.00	1,219.6%	
GF-FIRESUP -MAINT - EQUIP	1000-22-2202-000000-644801	$42,436.00	$23,506.91	$43,709.00	3%	
GF-FIRETRN -MAINT - EQUIP	1000-22-2205-000000-644801	$796.00	$0.00	$2,420.00	204%	
GF-FIREMNT -MAINT - VEH PARTS	1000-22-2206-000000-644803	$323,387.00	$180,008.39	$198,750.00	-38.5%	
GF-FIREMNT -MAINT-VEH - OUTSIDE	1000-22-2206-000000-644805	$190,550.00	$173,349.38	$453,578.00	138%	
GF-FIREMNT -MAINT - VEH - MISC	1000-22-2206-000000-644810	$15,965.00	-$2,980.91	$2,309.00	-85.5%	
GF-FIREMNT -MAINT-FLEET SVC	1000-22-2206-000000-644825	$245,844.00	$204,870.00	$0.00	-100%	
Total Maintenance:		**$906,562.46**	**$678,990.67**	**$1,002,383.00**	**10.6%**	
Other Purchased Services						
GF-FIREADM -INSUR - PROPERTY	1000-22-2201-000000-655100	$10,630.00	$10,630.00	$13,734.00	29.2%	
GF-FIREADM -INSUR - AUTO LIAB	1000-22-2201-000000-655200	$24,149.00	$24,149.00	$34,975.00	44.8%	
GF-FIREADM -INSUR - GEN LIAB	1000-22-2201-000000-655300	$82,704.00	$82,704.00	$38,050.00	-54%	
GF-FIREADM - COMMUNICATIONS	1000-22-2201-000000-655600	$124,634.00	$120,576.95	$158,093.00	26.8%	
GF-FIREADM -CELL PHONES	1000-22-2201-000000-655602	$26,225.00	$26,693.29	$26,225.00	0%	
GF-FIREADM -ADVERTISING	1000-22-2201-000000-655700	$5,000.00	$185.00	$5,150.00	3%	
GF-FIREADM -ADVERT - PROMOTIONS	1000-22-2201-000000-655701	$5,000.00	$146.45	$5,150.00	3%	
GF-FIREADM -TRAVEL&TRAIN	1000-22-2201-000000-655800	$1,256.10	$1,256.10	$0.00	-100%	
GF-FIREADM -DUES AND MEMB	1000-22-2201-000000-655850	$3,908.00	$3,897.50	$31,170.00	697.6%	
GF-FIREADM -OTH PURCHSVC-EQUIP	1000-22-2201-000000-655901	$589,058.00	$777.24	$600,930.00	2%	
GF-FIREADM -OTH PURCHSVC-COMP	1000-22-2201-000000-655908	$18,628.00	$18,579.51	$13,687.00	-26.5%	
GF-FIRESUP - COMMUNICATIONS	1000-22-2202-000000-655600	$166.00	$144.61	$171.00	3%	
GF-FIRESUP -TRAVEL&TRAIN	1000-22-2202-000000-655800	$8,292.12	$7,144.04	$0.00	-100%	
GF-FIRESUP -DUES AND MEMB	1000-22-2202-000000-655850	$0.00	$174.08	$0.00	0%	

Name	Account ID	FY2022 Amended Budget	FY2022 Actual	FY2023 Budgeted	FY2022 Amended Budget vs. FY2023 Budgeted (% Change)	Notes
GF-FIRESUP -OTH PURCHSVC-EQUIP	1000-22-2202-000000-655901	$4,668.00	$3,424.99	$4,808.00	3%	
GF-FIREPRV -DUES AND MEMB	1000-22-2203-000000-655850	$1,041.00	$222.17	$1,072.00	3%	
GF-FIREPRV -OTH PURCHSVC-EQUIP	1000-22-2203-000000-655901	$1,114.00	$1,004.88	$1,147.00	3%	
GF-FIRETRN -TRAVEL&TRAIN	1000-22-2205-000000-655800	$130,132.78	$91,781.10	$246,432.00	89.4%	
GF-FIRETRN -DUES AND MEMB	1000-22-2205-000000-655850	$25,162.00	$26,642.72	$755.00	-97%	
GF-FIRETRN -OTH PURCHSVC-EQUIP	1000-22-2205-000000-655901	$1,034.00	$947.52	$1,099.00	6.3%	
Total Other Purchased Services:		**$1,062,802.00**	**$421,081.15**	**$1,182,648.00**	**11.3%**	
Supplies						
GF-FIREADM -SUPPL - OFFICE	1000-22-2201-000000-666101	$11,181.00	$16,293.17	$15,174.00	35.7%	
GF-FIREADM -SUPPL-MINOR TOOLS	1000-22-2201-000000-666102	$106.00	$89.30	$509.00	380.2%	
GF-FIREADM -SUPPL - NON-EXPEND	1000-22-2201-000000-666103	$56,620.00	$66,330.08	$79,672.00	40.7%	
GF-FIREADM -SUPPL-WEAR-APPARL	1000-22-2201-000000-666105	$1,154.00	$297.50	$35.00	-97%	
GF-FIREADM -SUPPL - OTHER	1000-22-2201-000000-666110	$7,852.00	$5,178.61	$13,615.00	73.4%	
GF-FIREADM -ENERGY-HEAT&FUEL	1000-22-2201-000000-666201	$24,823.00	$26,424.07	$22,977.00	-7.4%	
GF-FIREADM -ENERGY - ELECTRIC	1000-22-2201-000000-666202	$96,100.00	$96,991.29	$99,610.00	3.7%	
GF-FIREADM -ENER-PROP/BUT/ACET	1000-22-2201-000000-666205	$7,500.00	$3,755.00	$4,613.00	-38.5%	
GF-FIRESUP -SUPPL - OFFICE	1000-22-2202-000000-666101	$142.72	$402.40	$0.00	-100%	
GF-FIRESUP -SUPPL -MINOR TOOLS	1000-22-2202-000000-666102	$45,096.00	$42,534.61	$38,059.00	-15.6%	
GF-FIRESUP -SUPPL -WEAR APPARL	1000-22-2202-000000-666105	$71,280.00	$69,724.59	$83,026.00	16.5%	
GF-FIRESUP -SUPPL-CHEMIC&MEDIC	1000-22-2202-000000-666106	$718,448.88	$678,251.26	$299,059.00	-58.4%	
GF-FIRESUP -SUPPL-JANITOR/MECH	1000-22-2202-000000-666107	$27,721.00	$30,981.97	$34,661.00	25%	
GF-FIRESUP -SUPPL - OTHER	1000-22-2202-000000-666110	$8,557.00	$8,777.14	$11,436.00	33.6%	
GF-FIREPRV -SUPPL - OFFICE	1000-22-2203-000000-666101	$204.94	$204.94	$0.00	-100%	

Name	Account ID	FY2022 Amended Budget	FY2022 Actual	FY2023 Budgeted	FY2022 Amended Budget vs. FY2023 Budgeted (% Change)	Notes
GF-FIREPRV -SUPPL -MINOR TOOLS	1000-22-2203-000000-666102	$1,861.00	$1,651.61	$3,917.00	110.5%	
GF-FIREPRV -SUPPL - OTHER	1000-22-2203-000000-666110	$10,360.00	$10,731.17	$10,671.00	3%	
SUPPLIES- CHEMICAL AND MEDICAL	1000-22-2204-000000-666106		$0.00	$25,610.00	N/A	
GF-FIRETRN -SUPPL -MINOR TOOLS	1000-22-2205-000000-666102	$129.00	$249.14	$133.00	3.1%	
GF-FIRETRN -SUPPL -WEAR APPARL	1000-22-2205-000000-666105	$0.00	$0.00	$5,000.00	N/A	
GF-FIRETRN -SUPPL - OTHER	1000-22-2205-000000-666110	$5,570.00	$2,270.71	$5,937.00	6.6%	
GF-FIREMNT -FUEL&LUBR	1000-22-2206-000000-666300	$30,605.00	$73,099.16	$80,217.00	162.1%	
GF-FIREMNT -FUEL&LUBR - UNLEAD	1000-22-2206-000000-666301	$25,137.00	$29,890.36	$36,558.00	45.4%	
GF-FIREMNT -FUEL&LUB-DIESEL	1000-22-2206-000000-666302	$84,403.00	$83,933.41	$131,032.00	55.2%	
GF-FIREMNT -FUEL&LUBR - LUBRS	1000-22-2206-000000-666303	$330.00	$43.11	$66.00	-80%	
GF-FIREMNT -FLT SVC ALLOC.	1000-22-2206-000000-666825	$4,293.00	$3,577.50	$414,711.00	9,560.2%	
Total Supplies:		**$1,239,474.54**	**$1,251,682.10**	**$1,416,298.00**	**14.3%**	
Capital Expenditures						
GF-FIREADM - FURN&FIXTURES	1000-22-2201-000000-757401	$0.00	$6,640.50	$0.00	0%	
GF-FIREADM -MACH&EQUIP - MACH	1000-22-2201-000000-757402	$388,078.00	$11,085.66	$0.00	-100%	
GF-FIRESUP -MACH & EQUIP - MACH	1000-22-2202-000000-757402	$0.00	$0.00	$110,000.00	N/A	
GF-FIRESUP -MACH & EQUIP - VEH	1000-22-2202-000000-757404	$14,600.25	$14,600.25	$0.00	-100%	
Total Capital Expenditures:		**$402,678.25**	**$32,326.41**	**$110,000.00**	**-72.7%**	
Total Expense Objects:		**$30,299,061.50**	**$27,057,822.20**	**$34,435,629.00**	**13.7%**	

Police Services

Mission
To provide police services to the Waco community with integrity, professionalism, accountability, and respect, to preserve life and property, to enforce the law within the framework of the Constitution. To work in partnership with the community, and to be good stewards of the public's trust and resources.

Departmental Overview
The Police Department is a leader in policing while working in partnership with the citizens of Waco to provide innovative and proactive services that enhance the safety and quality of life in our community that has a population of approximately 131,413 residents, 608 miles of paved road, eight lake parks, and a minimum of 160 public events each year.

Division and Full Time Employees
General Fund positions: 380.7 FTEs, including 276 sworn positions and 104.7 non-sworn personnel
Grant Funds positions: 14 FTEs, including 14 sworn positions

Programs of Service

The **Patrol Operations Command** provides patrol services in the form of three patrol shifts, and an Administrative Service section which supervises the Patrol Office, the Warrant Officer, the K-9 Unit, and the Traffic Unit. It also serves to coordinate division training and other special projects. Officers assigned to field operations, in this division, respond to calls for service, provide traffic direction, and assist citizens in solving neighborhood problems.

The **Investigations Command** provides investigative services with several detective units that investigate family violence, crimes against children, burglary, theft, assaults, financial and drug crimes, as well as providing victim services to the community.

Additionally, the Special Crimes Unit investigates violent crimes and is responsible for screening and re-opening any "cold homicide case" based on new evidence or credible information. It is also responsible for investigating any officer-involved use of deadly force incident that results in serious injury, or the death of a person. It works closely with the Victim Services Unit, and the Advocacy Center, to provide resources for victims of violent crimes. Special Crimes has also formed a partnership with Adult Probation and the State Parole Board to monitor sex offenders living in our community.

The Victim Services Unit provides immediate intervention at crime scenes, as well as follow up services for the victims. It also assists the department in meeting the many law enforcement related needs of the victims, thereby freeing up police officers to respond to other calls.

The Family Violence Unit has a continuing partnership with the Family Abuse Center. It works with the Family Violence Task Force, made up of judges, district attorneys, other law enforcement officials, and most social service agencies in McLennan County.

The Crimes Against Children Unit works in conjunction with the Children's Advocacy Center and the Child Protective Services Agency. This unit is closely aligned with the McLennan County Child Fatality Review Team as well as with area law enforcement agencies on child abuse cases that cross jurisdictional boundaries. SAFE stands for Support, Abatement, Forfeiture, and Enforcement. The SAFE unit's mission is to reduce crime and increase our citizen's quality of life, by denying criminals the use of real property, as a base of operations.

The Drug Enforcement Unit focuses on eliminating mid and upper-level sources of supply of illegal substances, gang activity, street crimes, and vice and gambling within the City. Neighborhood Investigators follow up on all criminal offenses not assigned to a specialized unit.

The **Support Services Command** provides special services such as dispatch, record keeping, community outreach, crime scene processing, computer forensics, and public information. It also provides internal personnel management training, planning, budget work, and internal investigations.

The Dispatch Division is the largest public safety answering point within McLennan County receiving calls for the Department including 911 dispatch calls for the City and the County, six smaller departments within the county, calls for animal control, and countywide calls of 14 volunteer fire departments which partners with the McLennan County 911 District for dispatch training.

The Crime Scene Unit provides forensic support to police investigations. The Computer Forensics Lab focuses on the forensic examination of digital media.

The Records Division processes warrants, issues accident reports, prepares police reports, abandoned motor vehicles, answers open records requests, and works with the media in the absence of the Public Information Officer.

The Community Services Division includes crime prevention programs, the Citizens on Patrol program, the Citizens Police Academy, Crime Stoppers, Chaplains, and Explorers. Community Outreach continues to grow the number of participants participating in the Citizens Police Academy and the Junior Police Academy. The Digital Media & Intelligence Unit analyzes criminal activities, serves as a news media liaison, and gathers intelligence information. It works closely with the news media to ensure accurate information is relayed to the public and good tips are received for our investigations and programs.

The Neighborhood Engagement Team (NET) increases the number of interactions with community members by working with citizens and local organizations to improve the quality of life for Waco. The NET Unit builds relationships within the community to better assist Waco citizens and their families dealing with mental health issues. One of the ways the NET Unit assists is to find available resources that will positively impact their quality of life through the Social Resource Manager.

The Professional Development & Recruiting Division oversees recruitment to increase the number of police applicants by selecting police officers and civilian personnel. The Training Unit conducts and coordinates training for the department to include new officer training, in-service training, and firearms and emergency vehicle training.

The Planning and Budget Division prepares short- and long-term planning reports, applies for and administers grants, coordinates the purchase of uniforms, equipment, and supplies, oversees policy updates, prepares payroll, and administers the Department's budget.

Professional Standards and Conduct investigates allegations of employee misconduct. The Public Information officer communicates with the public and media as necessary, with incident-related information. Both areas report directly to the Police Chief.

FY22 Accomplishments

- The Community Services Division worked tirelessly to enforce traffic laws and safety measures, and with citizens to solve neighborhood problems, enhancing the quality of life in our City.
- In FY22, the Criminal Investigations Division effectively increased the clearance rate for 5 out of 7 Uniform Crime Reporting categories compared to FY21. Additionally, the Department's clearance rates were higher than the national rates provided by the FBI in every category.
- The Support Services Division provided outstanding customer service to the Department and citizens of Waco and efficiently managed police operations.

FY23 Objectives

- The Community Services Division will continue proactive efforts to reduce crime, enforce traffic laws, improve traffic safety, reduce crashes, work with citizens to solve neighborhood problems, and enhance the quality of life in our City.
- The Community Services Division will continue proactive efforts to reduce crime, enforce traffic laws, improve traffic safety, reduce crashes, work with citizens to solve neighborhood problems, and enhance the quality of life in our City.
- The Criminal Investigations Division will continue to investigate criminal offenses aggressively and thoroughly in partnership with all stakeholders. Additionally, we will continue with efforts to prevent crime and to protect our community's citizens and property.

Performance Measures

Strategic Goal: Provide a Safe and Resilient City	
Performance Indicators	Proposed FY 2022-2023
Crime Clearance Rate	Maintain Uniform Crime Reporting clearance rate above the national average for homicides and sexual assaults.
Safety in Personal & Public Spaces	Increase arrests for driving under the influence, home burglaries, crimes against people & property.
Community & Customer Service	Increase the number of positive police interactions within the community, improve response times.
Safe and Orderly Flow of Traffic	Increase prevention intervention and strategies to reduce overall criminal activity while conducting thorough and efficient investigations to identify and arrest offenders.

Department Diversity
By Race/Ethnicity and Gender

	American Indian/Alaskan Native	Hispanic or Latino	Asian	Black or African American	Native Hawaiian or Pacific Islander	White	Two or More Races		Male	Female
City of Waco Population*	0.4%	31.8%	2.2%	20.6%	0.1%	43.7%	6.4%		48.4%	51.6%
City Organization	1%	19%	1%	10%	0%	67%	2%		64%	36%
Police Department	0%	17%	0%	9%	0%	70%	3%		69%	31%

*U.S.Census Bureau: https://www.census.gov/quickfacts/wacocitytexas

Expenditures Summary

The Police department will see an increase in their base budget for FY 23 to keep up with inflationary cost. The department will also hire add 12 new officers which will include 10 new commissioned police officers and 2 sergeants along with the associated equipment and vehicles.

$52,313,366 **$6,688,911**
(14.66% vs. prior year)

Expenditures by Fund

2023 Expenditures by Fund

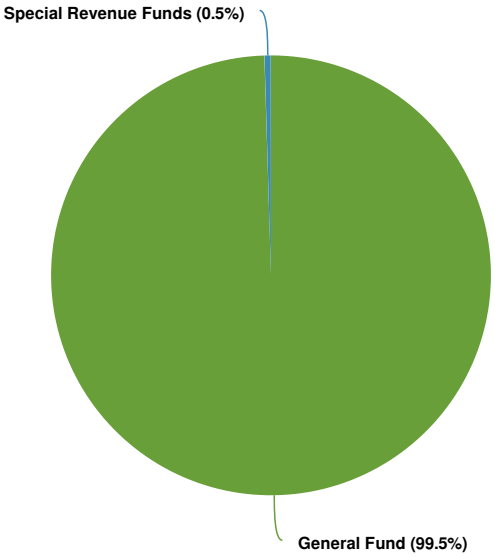

Budgeted and Historical 2023 Expenditures by Fund

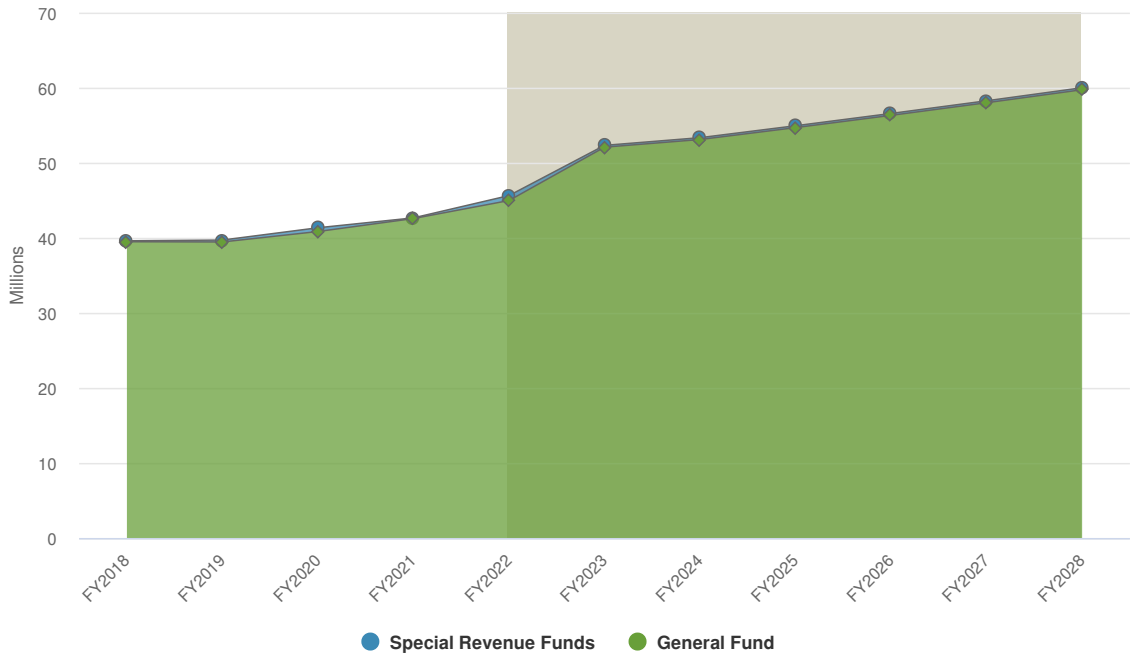

Grey background indicates budgeted figures.

Name	Account ID	FY2022 Amended Budget	FY2022 Actual	FY2023 Budgeted	FY2022 Amended Budget vs. FY2023 Budgeted (% Change)	Notes
General Fund						
GENERAL FUND						
REGULAR SALARIES	1000-23-2302-000000-601010	$1,253,768.00	$1,113,313.71	$1,406,503.00	12.2%	
PART TIME - REGULAR	1000-23-2302-000000-601020	$43,300.00	$37,896.73	$48,835.00	12.8%	
OVERTIME	1000-23-2302-000000-601030	$63,500.00	$74,324.48	$63,938.00	0.7%	
EMPLOYEE PAYOFF	1000-23-2302-000000-601070	$0.00	$889.24	$0.00	0%	
REGULAR SALARIES	1000-23-2303-000000-601010	$1,078,523.00	$1,406,235.94	$2,051,826.00	90.2%	
OVERTIME	1000-23-2303-000000-601030	$50,000.00	$239,434.72	$158,109.00	216.2%	
EMPLOYEE PAYOFF	1000-23-2303-000000-601070	$0.00	$15,639.75	$0.00	0%	
REGULAR SALARIES	1000-23-2304-000000-601010	$2,436,892.00	$2,013,630.06	$2,628,918.00	7.9%	
OVERTIME	1000-23-2304-000000-601030	$150,100.00	$105,464.71	$160,246.00	6.8%	

Name	Account ID	FY2022 Amended Budget	FY2022 Actual	FY2023 Budgeted	FY2022 Amended Budget vs. FY2023 Budgeted (% Change)	Notes
EMPLOYEE PAYOFF	1000-23-2304-000000-601070	$0.00	$13,412.11	$0.00	0%	
REGULAR SALARIES	1000-23-2305-000000-601010	$3,018,560.00	$2,155,446.27	$3,215,805.00	6.5%	
PART TIME - REGULAR	1000-23-2305-000000-601020	$128,000.00	$62,858.68	$211,359.00	65.1%	
OVERTIME	1000-23-2305-000000-601030	$307,000.00	$335,963.22	$488,805.00	59.2%	
EMPLOYEE PAYOFF	1000-23-2305-000000-601070	$0.00	$43,796.98	$0.00	0%	
REGULAR SALARIES	1000-23-2306-000000-601010	$2,228,992.00	$2,124,851.13	$2,647,730.00	18.8%	
PART TIME - REGULAR	1000-23-2306-000000-601020	$17,000.00	$11,234.65	$21,124.00	24.3%	
OVERTIME	1000-23-2306-000000-601030	$201,750.00	$243,476.27	$240,844.00	19.4%	
EMPLOYEE PAYOFF	1000-23-2306-000000-601070	$0.00	$14,096.81	$0.00	0%	
REGULAR SALARIES	1000-23-2307-000000-601010	$350,222.00	$302,307.79	$371,467.00	6.1%	
OVERTIME	1000-23-2307-000000-601030	$7,500.00	$34,048.53	$27,336.00	264.5%	
EMPLOYEE PAYOFF	1000-23-2307-000000-601070	$0.00	$5,020.40	$0.00	0%	
REGULAR SALARIES	1000-23-2308-000000-601010	$14,337,242.00	$11,212,126.29	$14,671,353.00	2.3%	
OVERTIME	1000-23-2308-000000-601030	$494,000.00	$1,286,964.61	$523,640.00	6%	
EMPLOYEE PAYOFF	1000-23-2308-000000-601070	$0.00	$17,326.93	$0.00	0%	
POL-NET -REGULAR SALARIES	1000-23-2309-000000-601010	$505,003.00	$451,095.93	$703,731.00	39.4%	
POL-NET -OVERTIME	1000-23-2309-000000-601030	$0.00	$82,720.28	$5,873.00	N/A	
POL-NET -EMPLOYEE PAYOFF	1000-23-2309-000000-601070	$0.00	$5,138.24	$0.00	0%	
OVERTIME	1000-23-2310-000000-601030	$52,000.00	$0.00	$0.00	-100%	
REGULAR SALARIES	1000-23-2311-000000-601010	$263,971.00	$180,186.23	$310,584.00	17.7%	
OVERTIME	1000-23-2311-000000-601030	$38,500.00	$20,579.52	$35,500.00	-7.8%	
EMPLOYEE PAYOFF	1000-23-2311-000000-601070	$0.00	$26,601.61	$0.00	0%	
REGULAR SALARIES	1000-23-2312-000000-601010	$559,774.00	$454,678.49	$578,476.00	3.3%	
PART TIME - REGULAR	1000-23-2312-000000-601020	$45,000.00	$10,112.46	$103,002.00	128.9%	

Name	Account ID	FY2022 Amended Budget	FY2022 Actual	FY2023 Budgeted	FY2022 Amended Budget vs. FY2023 Budgeted (% Change)	Notes
OVERTIME	1000-23-2312-000000-601030	$30,000.00	$31,984.81	$31,905.00	6.4%	
EMPLOYEE PAYOFF	1000-23-2312-000000-601070	$0.00	$15,269.90	$0.00	0%	
REGULAR SALARIES	1000-23-2313-000000-601010	$133,672.00	$115,809.26	$143,786.00	7.6%	
OVERTIME	1000-23-2313-000000-601030	$4,750.00	$9,885.97	$6,653.00	40.1%	
EMPLOYEE PAYOFF	1000-23-2346-000000-601070	$275,000.00	$322,302.45	$275,000.00	0%	
GF-POLCHEF -GROUP HEALTH	1000-23-2302-000000-612101	$115,456.00	$105,513.62	$128,000.00	10.9%	
GF-POLCHEF -GROUP LIFE	1000-23-2302-000000-612102	$660.00	$605.28	$748.00	13.3%	
GF-POLCHEF -SOC SEC-MEDIC	1000-23-2302-000000-612200	$104,083.00	$90,295.45	$116,224.00	11.7%	
GF-POLCHEF -PENSION-	1000-23-2302-000000-612300	$197,148.00	$178,267.07	$220,566.00	11.9%	
GF-POLCHEF -WORK COMP	1000-23-2302-000000-612600	$36,272.00	$32,584.81	$42,165.00	16.2%	
GF-POLDRUG -GROUP HEALTH	1000-23-2303-000000-612101	$100,062.00	$129,374.44	$184,000.00	83.9%	
GF-POLDRUG -GROUP LIFE	1000-23-2303-000000-612102	$571.00	$753.24	$1,081.00	89.3%	
GF-POLDRUG -SOC SEC-MEDIC	1000-23-2303-000000-612200	$86,332.00	$121,794.25	$169,060.00	95.8%	
GF-POLDRUG -PENSION-	1000-23-2303-000000-612300	$169,278.00	$249,178.73	$331,490.00	95.8%	
GF-POLDRUG -WORK COMP	1000-23-2303-000000-612600	$39,092.00	$58,740.77	$80,060.00	104.8%	
GF-POLNEIG -GROUP HEALTH	1000-23-2304-000000-612101	$230,911.00	$190,310.82	$240,000.00	3.9%	
GF-POLNEIG -GROUP LIFE	1000-23-2304-000000-612102	$1,319.00	$1,088.26	$1,394.00	5.7%	
GF-POLNEIG -SOC SEC-MEDIC	1000-23-2304-000000-612200	$197,905.00	$156,519.49	$213,371.00	7.8%	
GF-POLNEIG -PENSION-	1000-23-2304-000000-612300	$388,049.00	$319,876.40	$418,375.00	7.8%	
GF-POLNEIG -WORK COMP	1000-23-2304-000000-612600	$90,031.00	$74,049.25	$99,736.00	10.8%	
GF-POLSUPP -GROUP HEALTH	1000-23-2305-000000-612101	$508,005.00	$359,191.56	$512,000.00	0.8%	
GF-POLSUPP -GROUP LIFE	1000-23-2305-000000-612102	$2,467.00	$1,773.70	$2,728.00	10.6%	
GF-POLSUPP -SOC SEC-MEDIC	1000-23-2305-000000-612200	$264,197.00	$187,951.40	$299,572.00	13.4%	
GF-POLSUPP -PENSION-	1000-23-2305-000000-612300	$496,968.00	$380,281.49	$555,692.00	11.8%	

Name	Account ID	FY2022 Amended Budget	FY2022 Actual	FY2023 Budgeted	FY2022 Amended Budget vs. FY2023 Budgeted (% Change)	Notes
GF-POLSUPP -WORK COMP	1000-23-2305-000000-612600	$38,391.00	$17,052.41	$48,980.00	27.6%	
GF-POLCRIM -GROUP HEALTH	1000-23-2306-000000-612101	$223,214.00	$205,249.22	$248,000.00	11.1%	
GF-POLCRIM -GROUP LIFE	1000-23-2306-000000-612102	$1,274.00	$1,174.67	$1,416.00	11.1%	
GF-POLCRIM -SOC SEC-MEDIC	1000-23-2306-000000-612200	$187,252.00	$175,960.56	$222,592.00	18.9%	
GF-POLCRIM -PENSION-	1000-23-2306-000000-612300	$364,636.00	$357,254.95	$433,287.00	18.8%	
GF-POLCRIM -WORK COMP	1000-23-2306-000000-612600	$82,787.00	$81,192.96	$102,053.00	23.3%	
GF-POLCSVC -GROUP HEALTH	1000-23-2307-000000-612101	$38,485.00	$34,636.69	$40,000.00	3.9%	
GF-POLCSVC -GROUP LIFE	1000-23-2307-000000-612102	$214.00	$191.61	$228.00	6.5%	
GF-POLCSVC -SOC SEC-MEDIC	1000-23-2307-000000-612200	$27,366.00	$25,031.65	$30,508.00	11.5%	
GF-POLCSVC -PENSION-	1000-23-2307-000000-612300	$53,658.00	$51,203.53	$59,820.00	11.5%	
GF-POLCSVC -WORK COMP	1000-23-2307-000000-612600	$11,510.00	$9,429.69	$13,332.00	15.8%	
GF-POLPTRL -GROUP HEALTH	1000-23-2308-000000-612101	$1,409,649.00	$1,142,352.25	$1,432,000.00	1.6%	
GF-POLPTRL -GROUP LIFE	1000-23-2308-000000-612102	$8,006.00	$6,681.63	$8,482.00	5.9%	
GF-POLPTRL -SOC SEC-MEDIC	1000-23-2308-000000-612200	$1,159,606.00	$909,537.74	$1,162,417.00	0.2%	
GF-POLPTRL -PENSION-	1000-23-2308-000000-612300	$2,273,736.00	$1,877,401.37	$2,279,249.00	0.2%	
GF-POLPTRL -WORK COMP	1000-23-2308-000000-612600	$537,064.00	$443,276.12	$546,925.00	1.8%	
POL-NET -GROUP HEALTH	1000-23-2309-000000-612101	$53,879.00	$41,884.73	$63,792.00	18.4%	
POL-NET -GROUP LIFE	1000-23-2309-000000-612102	$315.00	$245.53	$380.00	20.6%	
POL-NET -SOC SEC-MEDIC	1000-23-2309-000000-612200	$38,633.00	$39,173.76	$54,285.00	40.5%	
POL-NET -PENSION-	1000-23-2309-000000-612300	$75,750.00	$80,840.22	$106,441.00	40.5%	
POL-NET -WORK COMP	1000-23-2309-000000-612600	$17,997.00	$19,206.75	$25,387.00	41.1%	
GF-POLLAKE -SOC SEC-MEDIC	1000-23-2310-000000-612200	$3,978.00	$0.00	$0.00	-100%	
GF-POLLAKE -PENSION-	1000-23-2310-000000-612300	$7,800.00	$0.00	$0.00	-100%	
GF-POLLAKE -WORK COMP	1000-23-2310-000000-612600	$1,853.00	$0.00	$0.00	-100%	

Name	Account ID	FY2022 Amended Budget	FY2022 Actual	FY2023 Budgeted	FY2022 Amended Budget vs. FY2023 Budgeted (% Change)	Notes
GF-POLDISP -GROUP HEALTH	1000-23-2311-000000-612101	$46,182.00	$30,018.45	$48,000.00	3.9%	
GF-POLDISP -GROUP LIFE	1000-23-2311-000000-612102	$234.00	$159.56	$277.00	18.4%	
GF-POLDISP -SOC SEC-MEDIC	1000-23-2311-000000-612200	$23,139.00	$16,576.20	$26,476.00	14.4%	
GF-POLDISP -PENSION-	1000-23-2311-000000-612300	$45,371.00	$34,105.07	$51,913.00	14.4%	
GF-POLDISP -WORK COMP	1000-23-2311-000000-612600	$1,970.00	$514.73	$2,564.00	30.2%	
GF-POLCSI -GROUP HEALTH	1000-23-2312-000000-612101	$76,970.00	$64,783.45	$80,000.00	3.9%	
GF-POLCSI -GROUP LIFE	1000-23-2312-000000-612102	$407.00	$338.94	$437.00	7.4%	
GF-POLCSI -SOC SEC-MEDIC	1000-23-2312-000000-612200	$48,560.00	$36,534.07	$54,574.00	12.4%	
GF-POLCSI -PENSION-	1000-23-2312-000000-612300	$88,273.00	$75,278.13	$91,557.00	3.7%	
GF-POLCSI -WORK COMP	1000-23-2312-000000-612600	$22,621.00	$11,807.48	$25,958.00	14.8%	
GF-POLVICT -GROUP HEALTH	1000-23-2313-000000-612101	$23,091.00	$20,782.01	$24,000.00	3.9%	
GF-POLVICT -GROUP LIFE	1000-23-2313-000000-612102	$118.00	$106.27	$129.00	9.3%	
GF-POLVICT -SOC SEC-MEDIC	1000-23-2313-000000-612200	$10,589.00	$9,490.61	$11,509.00	8.7%	
GF-POLVICT -PENSION-	1000-23-2313-000000-612300	$20,764.00	$18,851.31	$22,566.00	8.7%	
GF-POLVICT -WORK COMP	1000-23-2313-000000-612600	$4,933.00	$284.57	$5,473.00	10.9%	
GF-POLAIRP -SOC SEC-MEDIC	1000-23-2315-000000-612200	$28,688.00	$0.00	$0.00	-100%	
GF-POLAIRP -PENSION-	1000-23-2315-000000-612300	$56,249.00	$0.00	$0.00	-100%	
GF-POLAIRP -WORK COMP	1000-23-2315-000000-612600	$13,364.00	$0.00	$0.00	-100%	
GF-PAYOFPOL -SOC SEC-MEDIC	1000-23-2346-000000-612200	$21,038.00	$24,656.13	$21,038.00	0%	
GF-PAYOFPOL -PENSION-	1000-23-2346-000000-612300	$41,250.00	$48,345.37	$41,250.00	0%	
GF-PAYOFPOL -WORK COMP	1000-23-2346-000000-612600	$9,800.00	$11,485.90	$9,800.00	0%	
GF-POLCHEF -SPEC SVC	1000-23-2302-000000-623100	$446,713.00	$287,144.24	$537,259.00	20.3%	
GF-POLCHEF -IT SERVICES	1000-23-2302-000000-623106	$0.00	$0.00	$2,330,283.00	N/A	
GF-POLDRUG -SPEC SVC	1000-23-2303-000000-623100	$155,227.00	$74,431.68	$155,227.00	0%	

Name	Account ID	FY2022 Amended Budget	FY2022 Actual	FY2023 Budgeted	FY2022 Amended Budget vs. FY2023 Budgeted (% Change)	Notes
GF-POLDRUG -IT SERVICES	1000-23-2303-000000-623106	$0.00	$0.00	$26,630.00	N/A	
GF-POLNEIG -SPEC SVC	1000-23-2304-000000-623100	$28,735.00	$12,781.00	$30,038.00	4.5%	
GF-POLNEIG -IT SERVICES	1000-23-2304-000000-623106	$0.00	$0.00	$6,657.00	N/A	
GF-POLSUPP -SPEC SVC	1000-23-2305-000000-623100	$50,646.00	$6,546.29	$50,946.00	0.6%	
GF-POLSUPP -IT SERVICES	1000-23-2305-000000-623106	$0.00	$0.00	$53,259.00	N/A	
GF-POLCRIM -SPEC SVC	1000-23-2306-000000-623100	$70,942.00	$15,317.32	$66,342.00	-6.5%	
GF-POLCRIM -IT SERVICES	1000-23-2306-000000-623106	$0.00	$0.00	$13,314.00	N/A	
GF-POLCRIM -SPECSVC -SANE EXAM	1000-23-2306-000000-623109	$5,000.00	$0.00	$5,000.00	0%	
GF-POLCSVC -SPEC SVC	1000-23-2307-000000-623100	$1,450.00	$839.30	$1,450.00	0%	
GF-POLCSVC -IT SERVICES	1000-23-2307-000000-623106	$0.00	$0.00	$6,657.00	N/A	
GF-POLPTRL -SPEC SVC	1000-23-2308-000000-623100	$21,950.00	$5,994.65	$26,950.00	22.8%	
GF-POLPTRL -IT SERVICES	1000-23-2308-000000-623106	$0.00	$0.00	$29,958.00	N/A	
POL-NET -SPEC SVC	1000-23-2309-000000-623100	$0.00	$323.00	$4,600.00	N/A	
GF-POLDISP -IT SERVICES	1000-23-2311-000000-623106	$0.00	$0.00	$3,328.00	N/A	
GF-POLCSI -SPEC SVC	1000-23-2312-000000-623100	$31,736.00	$3,650.51	$1,058.00	-96.7%	
GF-POLCSI -IT SERVICES	1000-23-2312-000000-623106	$0.00	$0.00	$3,328.00	N/A	
GF-POLVICT -SPEC SVC	1000-23-2313-000000-623100	$535.00	$338.40	$535.00	0%	
GF-POLVICT -IT SERVICES	1000-23-2313-000000-623106	$0.00	$0.00	$3,328.00	N/A	
GF-POLCHEF -UTIL SVC - WATER	1000-23-2302-000000-634101	$23,364.00	$21,263.49	$35,000.00	49.8%	
GF-POLCHEF -UTIL SVC - REFUSE	1000-23-2302-000000-634102	$6,792.00	$5,794.75	$7,215.00	6.2%	
GF-POLCHEF -UTIL SVC - SEWER	1000-23-2302-000000-634103	$21,780.00	$16,979.23	$32,300.00	48.3%	
GF-POLCHEF -UTIL SVC -LANDFILL	1000-23-2302-000000-634104	$150.00	$69.59	$150.00	0%	
GF-POLCRIM -RENT&EASEMENTS	1000-23-2306-000000-634400	$68,184.00	$62,502.00	$73,298.00	7.5%	
GF-POLCHEF -MAINT -BUILDINGS	1000-23-2302-000000-644701	$500.00	$17.98	$500.00	0%	

Name	Account ID	FY2022 Amended Budget	FY2022 Actual	FY2023 Budgeted	FY2022 Amended Budget vs. FY2023 Budgeted (% Change)	Notes
GF-POLCHEF -MAINT-SIGNS&MARK	1000-23-2302-000000-644711	$0.00	$1,245.89	$0.00	0%	
GF-POLCHEF -MAINT-OTHR STRUCT	1000-23-2302-000000-644717	$50.00	$2,166.66	$50.00	0%	
GF-POLCHEF -MAINT -EQUIP	1000-23-2302-000000-644801	$17,017.00	$67,010.30	$17,517.00	2.9%	
GF-POLCHEF -MAINT -VEH PARTS	1000-23-2302-000000-644803	$8,389.00	$2,822.94	$4,901.00	-41.6%	
GF-POLCHEF -MAINT -VEH-OUTSIDE	1000-23-2302-000000-644805	$5,875.00	$457.15	$2,403.00	-59.1%	
GF-POLCHEF -MAINT -VEH - MISC	1000-23-2302-000000-644810	$3,508.00	$294.00	$1,744.00	-50.3%	
GF-POLCHEF -MAINT -OTHER	1000-23-2302-000000-644815	$54,820.00	$34,377.70	$57,733.00	5.3%	
GF-POLCHEF-MAINT-FLEET SVC	1000-23-2302-000000-644825	$15,898.00	$13,248.30	$0.00	-100%	
GF-POLDRUG -MAINT -EQUIP	1000-23-2303-000000-644801	$500.00	$90.00	$500.00	0%	
GF-POLDRUG -MAINT -VEH PARTS	1000-23-2303-000000-644803	$3,752.00	$3,105.94	$2,712.00	-27.7%	
GF-POLDRUG -MAINT-VEH-OUTSIDE	1000-23-2303-000000-644805	$500.00	$2,981.53	$3,197.00	539.4%	
GF-POLDRUG -MAINT -VEH - MISC	1000-23-2303-000000-644810	$1,400.00	$2,767.95	$2,976.00	112.6%	
GF-POLDRUG -MAINT -OTHER	1000-23-2303-000000-644815	$4,210.00	$0.00	$4,210.00	0%	
GF-POLDRUG-MAINT-FLEET SVC	1000-23-2303-000000-644825	$7,484.00	$6,236.70	$0.00	-100%	
GF-POLNEIG -MAINT -EQUIP	1000-23-2304-000000-644801	$150.00	$0.00	$150.00	0%	
GF-POLNEIG -MAINT -VEH PARTS	1000-23-2304-000000-644803	$11,258.00	$6,568.09	$6,017.00	-46.6%	
GF-POLNEIG -MAINT-VEH-OUTSIDE	1000-23-2304-000000-644805	$5,000.00	$12,073.71	$12,904.00	158.1%	
GF-POLNEIG -MAINT -VEH - MISC	1000-23-2304-000000-644810	$2,300.00	$564.83	$903.00	-60.7%	
GF-POLNEIG -MAINT -OTHER	1000-23-2304-000000-644815	$51,500.00	$27,884.00	$51,500.00	0%	
GF-POLNEIG-MAINT-FLEET SVC	1000-23-2304-000000-644825	$10,065.00	$8,387.50	$0.00	-100%	
GF-POLSUPP -MAINT -EQUIP	1000-23-2305-000000-644801	$18,510.00	$25,617.87	$18,510.00	0%	
GF-POLSUPP -MAINT -VEH PARTS	1000-23-2305-000000-644803	$5,894.00	$1,548.39	$3,561.00	-39.6%	
GF-POLSUPP -MAINT-VEH-OUTSIDE	1000-23-2305-000000-644805	$2,600.00	$114.50	$6,045.00	132.5%	
GF-POLSUPP -MAINT -VEH - MISC	1000-23-2305-000000-644810	$160.00	$100.00	$478.00	198.8%	

Name	Account ID	FY2022 Amended Budget	FY2022 Actual	FY2023 Budgeted	FY2022 Amended Budget vs. FY2023 Budgeted (% Change)	Notes
GF-POLSUPP -MAINT - OTHER	1000-23-2305-000000-644815	$262,115.00	$213,546.61	$262,115.00	0%	
GF-POLSUPP-MAINT-FLEET SVC	1000-23-2305-000000-644825	$5,110.00	$4,258.30	$0.00	-100%	
GF-POLCRIM- MAINT - SIGNS&MARK	1000-23-2306-000000-644711	$2,200.00	$255.00	$0.00	-100%	
GF-POLCRIM -MAINT - EQUIP	1000-23-2306-000000-644801	$1,000.00	$0.00	$750.00	-25%	
GF-POLCRIM -MAINT - VEH PARTS	1000-23-2306-000000-644803	$18,938.00	$10,768.74	$8,297.00	-56.2%	
GF-POLCRIM -MAINT-VEH-OUTSIDE	1000-23-2306-000000-644805	$4,200.00	$2,930.46	$5,994.00	42.7%	
GF-POLCRIM -MAINT - VEH - MISC	1000-23-2306-000000-644810	$1,200.00	$199.00	$1,432.00	19.3%	
GF-POLCRIM - MAINT - OTHER	1000-23-2306-000000-644815	$3,060.00	$3,259.50	$0.00	-100%	
GF-POLCRIM-MAINT-FLEET SVC	1000-23-2306-000000-644825	$18,169.00	$15,140.80	$0.00	-100%	
GF-POLCSVC -MAINT - EQUIP	1000-23-2307-000000-644801	$500.00	$0.00	$500.00	0%	
GF-POLCSVC -MAINT - VEH PARTS	1000-23-2307-000000-644803	$4,483.00	$1,178.05	$1,255.00	-72%	
GF-POLCSVC -MAINT-VEH-OUTSIDE	1000-23-2307-000000-644805	$200.00	$1,473.44	$250.00	25%	
GF-POLCSVC -MAINT - VEH - MISC	1000-23-2307-000000-644810	$500.00	$765.00	$70.00	-86%	
GF-POLCSVC-MAINT-FLEET SVC	1000-23-2307-000000-644825	$2,890.00	$2,408.30	$0.00	-100%	
GF-POLPTRL -MAINT - EQUIP	1000-23-2308-000000-644801	$38,838.00	$13,047.35	$38,838.00	0%	
GF-POLPTRL -MAINT - VEH PARTS	1000-23-2308-000000-644803	$311,012.00	$104,382.18	$126,441.00	-59.3%	
GF-POLPTRL -MAINT-VEH-OUTSIDE	1000-23-2308-000000-644805	$45,000.00	$77,517.16	$87,726.00	94.9%	
GF-POLPTRL -MAINT - VEH - MISC	1000-23-2308-000000-644810	$12,993.78	$27,210.29	$23,017.00	77.1%	
GF-POLPTRL -MAINT - OTHER	1000-23-2308-000000-644815	$702,805.00	$543,376.69	$795,875.00	13.2%	
GF-POLPTRL-MAINT-FLEET SVC	1000-23-2308-000000-644825	$267,729.00	$223,107.50	$0.00	-100%	
MAINTENANCE - SIGNS & MARKINGS	1000-23-2309-000000-644711	$0.00	$407.51	$2,200.00	N/A	
POL-NET -MAINT - EQUIP	1000-23-2309-000000-644801	$10,000.00	$1,249.45	$10,250.00	2.5%	
POL-NET -MAINT - OTHER	1000-23-2309-000000-644815	$60,612.00	$1,344.64	$45,672.00	-24.6%	
GF-POLCSI -MAINT - EQUIP	1000-23-2312-000000-644801	$6,320.00	$0.00	$6,320.00	0%	

Name	Account ID	FY2022 Amended Budget	FY2022 Actual	FY2023 Budgeted	FY2022 Amended Budget vs. FY2023 Budgeted (% Change)	Notes
GF-POLCSI -MAINT - RADIO EQUIP	1000-23-2312-000000-644802	$3,393.00	$0.00	$3,393.00	0%	
GF-POLCSI -MAINT - VEH PARTS	1000-23-2312-000000-644803	$2,908.00	$2,012.75	$1,972.00	-32.2%	
GF-POLCSI -MAINT-VEH-OUTSIDE	1000-23-2312-000000-644805	$500.00	$1,091.87	$1,174.00	134.8%	
GF-POLCSI -MAINT - VEH - MISC	1000-23-2312-000000-644810	$300.00	$2,344.40	$1,590.00	430%	
GF-POLCSI -MAINT - OTHER	1000-23-2312-000000-644815	$74,909.00	$59,686.28	$74,909.00	0%	
GF-POLCSI-MAINT-FLEET SVC	1000-23-2312-000000-644825	$7,175.00	$5,979.20	$0.00	-100%	
GF-POLVICT -MAINT - VEH PARTS	1000-23-2313-000000-644803	$2,257.00	$1,173.49	$1,262.00	-44.1%	
GF-POLVICT -MAINT-VEH-OUTSIDE	1000-23-2313-000000-644805	$200.00	$2,347.37	$2,523.00	1,161.5%	
GF-POLVICT -MAINT - VEH - MISC	1000-23-2313-000000-644810	$100.00	$0.00	$108.00	8%	
GF-POLVICT-MAINT-FLEET SVC	1000-23-2313-000000-644825	$568.00	$473.30	$0.00	-100%	
GF-POLCHEF -INSUR - PROPERTY	1000-23-2302-000000-655100	$11,325.00	$11,325.00	$14,632.00	29.2%	
GF-POLCHEF -INSUR - AUTO LIAB	1000-23-2302-000000-655200	$84,799.00	$84,799.00	$122,814.00	44.8%	
GF-POLCHEF -INSUR - GEN LIAB	1000-23-2302-000000-655300	$63,031.00	$63,031.00	$4,915.00	-92.2%	
GF-POLCHEF - COMMUNICATIONS	1000-23-2302-000000-655600	$48,264.00	$60,875.01	$48,264.00	0%	
GF-POLCHEF -CELL PHONES	1000-23-2302-000000-655602	$228,562.00	$203,199.70	$228,562.00	0%	
GF-POLCHEF - ADVERTISING	1000-23-2302-000000-655700	$10,805.00	$36,961.94	$40,707.00	276.7%	
GF-POLCHEF - TRAVEL&TRAIN	1000-23-2302-000000-655800	$92,343.00	$124,844.32	$92,343.00	0%	
GF-POLCHEF -DUES AND MEMB	1000-23-2302-000000-655850	$9,729.00	$8,992.04	$14,992.00	54.1%	
GF-POLCHEF -OTH PURCHSVC-EQUIP	1000-23-2302-000000-655901	$31,167.00	$30,993.48	$31,167.00	0%	
GF-POLCHEF -OTH PURCHSVC -COMP	1000-23-2302-000000-655908	$0.00	$434.45	$0.00	0%	
GF-POLDRUG -INSUR - GEN LIAB	1000-23-2303-000000-655300	$18,916.00	$18,916.00	$2,395.00	-87.3%	
GF-POLDRUG - TRAVEL&TRAIN	1000-23-2303-000000-655800	$11,800.00	$15,620.26	$21,800.00	84.7%	
GF-POLDRUG -DUES AND MEMB	1000-23-2303-000000-655850	$700.00	$240.00	$700.00	0%	
GF-POLDRUG -OTH PURCHSVC-EQUIP	1000-23-2303-000000-655901	$108,000.00	$104,034.07	$135,000.00	25%	

Name	Account ID	FY2022 Amended Budget	FY2022 Actual	FY2023 Budgeted	FY2022 Amended Budget vs. FY2023 Budgeted (% Change)	Notes
INSURANCE - GENERAL LIABILITY	1000-23-2304-000000-655300	$0.00	$0.00	$4,607.00	N/A	
GF-POLNEIG - ADVERTISING	1000-23-2304-000000-655700	$0.00	$1,350.00	$0.00	0%	
GF-POLNEIG - TRAVEL&TRAIN	1000-23-2304-000000-655800	$21,743.00	$17,844.10	$21,743.00	0%	
GF-POLNEIG -DUES AND MEMB	1000-23-2304-000000-655850	$645.00	$140.00	$645.00	0%	
GF-POLSUPP -INSUR - GEN LIAB	1000-23-2305-000000-655300	$16,610.00	$16,610.00	$6,574.00	-60.4%	
GF-POLSUPP - TRAVEL&TRAIN	1000-23-2305-000000-655800	$39,817.00	$15,118.20	$39,817.00	0%	
GF-POLSUPP -DUES AND MEMB	1000-23-2305-000000-655850	$1,445.00	$385.75	$1,445.00	0%	
GF-POLSUPP -OTH PURCHSVC -COMP	1000-23-2305-000000-655908	$0.00	$371.63	$0.00	0%	
GF-POLCRIM -INSUR - GEN LIAB	1000-23-2306-000000-655300	$11,349.00	$11,349.00	$4,774.00	-57.9%	
GF-POLCRIM - ADVERTISING	1000-23-2306-000000-655700	$0.00	$1,558.37	$0.00	0%	
GF-POLCRIM -ADVERT-LEGAL ADS	1000-23-2306-000000-655702	$200.00	$0.00	$0.00	-100%	
GF-POLCRIM - TRAVEL&TRAIN	1000-23-2306-000000-655800	$45,704.00	$40,873.44	$32,662.00	-28.5%	
GF-POLCRIM -DUES AND MEMB	1000-23-2306-000000-655850	$200.00	$71.00	$60.00	-70%	
GF-POLCSVC -INSUR - GEN LIAB	1000-23-2307-000000-655300	$3,202.00	$3,202.00	$675.00	-78.9%	
GF-POLCSVC -ADVERT-PROMO	1000-23-2307-000000-655701	$5,800.00	$10,495.97	$5,800.00	0%	
GF-POLCSVC - TRAVEL&TRAIN	1000-23-2307-000000-655800	$11,640.00	$12,057.06	$11,640.00	0%	
GF-POLCSVC -DUES AND MEMB	1000-23-2307-000000-655850	$1,443.00	$1,320.75	$1,443.00	0%	
GF-POLPTRL -INSUR - GEN LIAB	1000-23-2308-000000-655300	$68,096.00	$68,096.00	$28,490.00	-58.2%	
GF-POLICE PATROL-COMMUNICATION	1000-23-2308-000000-655600	$3,663.00	$0.00	$3,663.00	0%	
GF-POLPTRL - CELL PHONES	1000-23-2308-000000-655602	$4,395.00	$78.18	$4,395.00	0%	
GF-POLPTRL - TRAVEL&TRAIN	1000-23-2308-000000-655800	$56,849.00	$73,927.79	$66,849.00	17.6%	
GF-POLPTRL -DUES AND MEMB	1000-23-2308-000000-655850	$200.00	$1,085.00	$200.00	0%	
GF-POLPTRL -OTH PURCHSVC-EQUIP	1000-23-2308-000000-655901	$72,950.00	$73,101.70	$72,950.00	0%	
INSURANCE - GENERAL LIABILITY	1000-23-2309-000000-655300	$0.00	$0.00	$1,462.00	N/A	

Name	Account ID	FY2022 Amended Budget	FY2022 Actual	FY2023 Budgeted	FY2022 Amended Budget vs. FY2023 Budgeted (% Change)	Notes
POL-NET -ADVERTISING	1000-23-2309-000000-655700	$0.00	$575.66	$0.00	0%	
ADVERTISING- LEGAL ADS	1000-23-2309-000000-655702	$0.00	$0.00	$200.00	N/A	
POL-NET -TRAVEL&TRAIN	1000-23-2309-000000-655800	$40,000.00	$32,821.00	$53,042.00	32.6%	
POL-NET -DUES AND MEMB	1000-23-2309-000000-655850	$0.00	$3,160.00	$140.00	N/A	
POL-NET -OTH PURCHSVC-EQUIP	1000-23-2309-000000-655901	$0.00	$1,107.60	$0.00	0%	
POL-NET -OTH PURCHSVC -COMP	1000-23-2309-000000-655908	$1,279.64	$1,279.64	$0.00	-100%	
INSURANCE - GENERAL LIABILITY	1000-23-2311-000000-655300	$0.00	$0.00	$528.00	N/A	
GF-POLCSI -INSUR -GEN LIAB	1000-23-2312-000000-655300	$9,674.00	$9,674.00	$1,389.00	-85.6%	
GF-POLCSI -TRAVEL&TRAIN	1000-23-2312-000000-655800	$40,968.00	$26,793.74	$40,968.00	0%	
GF-POLCSI -DUES AND MEMB	1000-23-2312-000000-655850	$560.00	$392.50	$560.00	0%	
GF-POLVICT -INSUR -GEN LIAB	1000-23-2313-000000-655300	$580.00	$580.00	$278.00	-52.1%	
GF-POLVICT -TRAVEL&TRAIN	1000-23-2313-000000-655800	$10,150.00	$7,921.20	$10,150.00	0%	
GF-POLVICT -DUES AND MEMB	1000-23-2313-000000-655850	$250.00	$0.00	$250.00	0%	
GF-POLCHEF -SUPPL -OFFICE	1000-23-2302-000000-666101	$25,000.00	$13,940.17	$25,000.00	0%	
GF-POLCHEF -SUPPL-MINOR TOOLS	1000-23-2302-000000-666102	$36,417.00	$23,065.63	$36,417.00	0%	
GF-POLCHEF -SUPPL -NON-EXPEND	1000-23-2302-000000-666103	$121,400.00	$37,059.30	$121,400.00	0%	
GF-POLCHEF -SUPPL -SOFTWARE	1000-23-2302-000000-666104	$2,100.00	$600.00	$2,100.00	0%	
GF-POLCHEF -SUPPL-WEAR-APPARL	1000-23-2302-000000-666105	$9,367.00	$2,112.27	$54,867.00	485.7%	
GF-POLCHEF -SUPPL-CHEMIC&MEDIC	1000-23-2302-000000-666106	$31,700.00	$15,565.24	$31,700.00	0%	
GF-POLCHEF -SUPPL-JANITOR/MECH	1000-23-2302-000000-666107	$500.00	$1,656.18	$500.00	0%	
GF-POLCHEF -SUPPL-BOTANIC/AGRI	1000-23-2302-000000-666108	$0.00	$27.95	$0.00	0%	
GF-POLCHEF -SUPPL -OTHER	1000-23-2302-000000-666110	$295,809.28	$244,013.54	$196,605.00	-33.5%	
GF-POLCHEF -ENERGY-HEAT&FUEL	1000-23-2302-000000-666201	$3,200.00	$67,597.07	$52,469.00	1,539.7%	
GF-POLCHEF -ENERGY -ELECTRIC	1000-23-2302-000000-666202	$126,700.00	$224,826.90	$270,189.00	113.3%	

Name	Account ID	FY2022 Amended Budget	FY2022 Actual	FY2023 Budgeted	FY2022 Amended Budget vs. FY2023 Budgeted (% Change)	Notes
GF-POLCHEF-ENER-PROP/BUT/ACET	1000-23-2302-000000-666205	$55.00	$0.00	$55.00	0%	
GF-POLCHEF -FUEL&LUBR -UNLEAD	1000-23-2302-000000-666301	$11,279.00	$9,160.87	$14,317.00	26.9%	
GF-POLCHEF -FUEL&LUBR - LUBRS	1000-23-2302-000000-666303	$201.00	$0.00	$0.00	-100%	
GF-POLCHEF -FLT SVC ALLOC.	1000-23-2302-000000-666825	$1,673.00	$1,394.20	$10,124.00	505.1%	
GF-POLDRUG -SUPPL -OFFICE	1000-23-2303-000000-666101	$6,600.00	$2,622.02	$6,600.00	0%	
GF-POLDRUG -SUPPL-MINOR TOOLS	1000-23-2303-000000-666102	$15,453.00	$7,773.20	$15,453.00	0%	
GF-POLDRUG -SUPPL -NON-EXPEND	1000-23-2303-000000-666103	$8,000.00	$15,505.20	$8,000.00	0%	
GF-POLDRUG -SUPPL-WEAR-APPARL	1000-23-2303-000000-666105	$11,508.00	$1,069.75	$11,508.00	0%	
GF-POLDRUG -SUPPL-CHEMIC&MEDIC	1000-23-2303-000000-666106	$3,000.00	$863.08	$3,000.00	0%	
GF-POLDRUG -SUPPL -OTHER	1000-23-2303-000000-666110	$0.00	$658.10	$0.00	0%	
GF-POLDRUG -ENERGY-HEAT&FUEL	1000-23-2303-000000-666201	$1,309.00	$934.10	$961.00	-26.6%	
GF-POLDRUG -FUEL&LUBR -UNLEAD	1000-23-2303-000000-666301	$18,900.00	$24,791.57	$28,226.00	49.3%	
GF-POLDRUG -FUEL&LUBR - LUBRS	1000-23-2303-000000-666303	$184.00	$0.00	$0.00	-100%	
GF-POLDRUG -FLT SVC ALLOC.	1000-23-2303-000000-666825	$1,825.00	$1,520.80	$6,970.00	281.9%	
GF-POLNEIG -SUPPL -OFFICE	1000-23-2304-000000-666101	$15,000.00	$9,210.13	$15,000.00	0%	
GF-POLNEIG -SUPPL-MINOR TOOLS	1000-23-2304-000000-666102	$1,050.00	$366.25	$1,050.00	0%	
GF-POLNEIG -SUPPL -NON-EXPEND	1000-23-2304-000000-666103	$0.00	$4,057.46	$0.00	0%	
GF-POLNEIG -SUPPL -SOFTWARE	1000-23-2304-000000-666104	$0.00	$365.00	$0.00	0%	
GF-POLNEIG -SUPPL-WEAR-APPARL	1000-23-2304-000000-666105	$750.00	$0.00	$750.00	0%	
GF-POLNEIG -SUPPL-CHEMIC&MEDIC	1000-23-2304-000000-666106	$60.00	$1,688.83	$60.00	0%	
GF-POLNEIG -SUPPL-JANITOR/MECH	1000-23-2304-000000-666107	$200.00	$163.07	$200.00	0%	
GF-POLNEIG -SUPPL -OTHER	1000-23-2304-000000-666110	$500.00	$2,138.30	$500.00	0%	
GF-POLNEIG -FUEL&LUBR -UNLEAD	1000-23-2304-000000-666301	$14,300.00	$13,837.85	$21,654.00	51.4%	
GF-POLNEIG -FUEL&LUBR - LUBRS	1000-23-2304-000000-666303	$260.00	$0.00	$0.00	-100%	

Name	Account ID	FY2022 Amended Budget	FY2022 Actual	FY2023 Budgeted	FY2022 Amended Budget vs. FY2023 Budgeted (% Change)	Notes
GF-POLNEIG -FLT SVC ALLOC.	1000-23-2304-000000-666825	$2,405.00	$2,004.20	$16,964.00	605.4%	
GF-POLSUPP -SUPPL -OFFICE	1000-23-2305-000000-666101	$38,000.00	$13,353.72	$38,000.00	0%	
GF-POLSUPP -SUPPL-MINOR TOOLS	1000-23-2305-000000-666102	$3,023.00	$292.54	$3,023.00	0%	
GF-POLSUPP -SUPPL -NON-EXPEND	1000-23-2305-000000-666103	$7,772.00	$31,267.55	$7,772.00	0%	
GF-POLSUPP -SUPPL-WEAR-APPARL	1000-23-2305-000000-666105	$600.00	$0.00	$600.00	0%	
GF-POLSUPP -SUPPL-CHEMIC&MEDIC	1000-23-2305-000000-666106	$500.00	$42.59	$500.00	0%	
GF-POLSUPP -SUPPL-JANITOR/MECH	1000-23-2305-000000-666107	$600.00	$792.76	$600.00	0%	
GF-POLSUPP -SUPPL -OTHER	1000-23-2305-000000-666110	$975.00	$12,999.49	$10,475.00	974.4%	
GF-POLSUPP -FUEL&LUBR -UNLEAD	1000-23-2305-000000-666301	$5,700.00	$6,408.15	$7,930.00	39.1%	
GF-POLSUPP -FUEL&LUBR - LUBRS	1000-23-2305-000000-666303	$52.00	$62.60	$57.00	9.6%	
GF-POLSUPP -FLT SVC ALLOC.	1000-23-2305-000000-666825	$1,090.00	$908.30	$6,996.00	541.8%	
GF-POLCRIM -SUPPL -OFFICE	1000-23-2306-000000-666101	$20,000.00	$13,535.15	$15,000.00	-25%	
GF-POLCRIM -SUPPL-MINOR TOOLS	1000-23-2306-000000-666102	$2,000.00	$3,132.08	$1,500.00	-25%	
GF-POLCRIM -SUPPL -NON-EXPEND	1000-23-2306-000000-666103	$0.00	$6,339.14	$0.00	0%	
GF-POLCRIM -SUPPL-WEAR-APPARL	1000-23-2306-000000-666105	$1,000.00	$503.40	$750.00	-25%	
GF-POLCRIM -SUPPL-CHEMIC&MEDIC	1000-23-2306-000000-666106	$100.00	$0.00	$100.00	0%	
GF-POLCRIM -SUPPL-JANITOR/MECH	1000-23-2306-000000-666107	$150.00	$631.65	$75.00	-50%	
GF-POLCRIM -SUPPL -OTHER	1000-23-2306-000000-666110	$850.00	$3,344.88	$637.00	-25.1%	
GF-POLCRIM -FUEL&LUBR -UNLEAD	1000-23-2306-000000-666301	$22,320.00	$21,643.76	$31,707.00	42.1%	
GF-POLCRIM -FUEL&LUBR - LUBRS	1000-23-2306-000000-666303	$220.00	$42.20	$65.00	-70.5%	
GF-POLCRIM -FLT SVC ALLOC.	1000-23-2306-000000-666825	$3,948.00	$3,290.00	$27,750.00	602.9%	
GF-POLCSVC -SUPPL -OFFICE	1000-23-2307-000000-666101	$4,713.00	$2,930.20	$4,713.00	0%	
GF-POLCSVC -SUPPL-MINOR TOOLS	1000-23-2307-000000-666102	$320.00	$299.31	$320.00	0%	
GF-POLCSVC -SUPPL -NON-EXPEND	1000-23-2307-000000-666103	$0.00	$1,258.51	$0.00	0%	

Name	Account ID	FY2022 Amended Budget	FY2022 Actual	FY2023 Budgeted	FY2022 Amended Budget vs. FY2023 Budgeted (% Change)	Notes
GF-POLCSVC -SUPPL-WEAR-APPARL	1000-23-2307-000000-666105	$3,665.00	$2,471.50	$3,665.00	0%	
GF-POLCSVC -SUPPL-CHEMIC&MEDIC	1000-23-2307-000000-666106	$0.00	$145.92	$0.00	0%	
GF-POLCSVC -SUPPL-JANITOR/MECH	1000-23-2307-000000-666107	$100.00	$15.36	$100.00	0%	
GF-POLCSVC -SUPPL -OTHER	1000-23-2307-000000-666110	$3,675.00	$2,088.44	$3,675.00	0%	
GF-POLCSVC -FUEL&LUBR -UNLEAD	1000-23-2307-000000-666301	$2,130.00	$1,628.67	$2,710.00	27.2%	
GF-POLCSVC -FUEL&LUBR - LUBRS	1000-23-2307-000000-666303	$80.00	$0.00	$0.00	-100%	
GF-POLCSVC -FLT SVC ALLOC.	1000-23-2307-000000-666825	$448.00	$373.30	$708.00	58%	
GF-POLPTRL -SUPPL -OFFICE	1000-23-2308-000000-666101	$10,900.00	$4,616.56	$10,900.00	0%	
GF-POLPTRL -SUPPL-MINOR TOOLS	1000-23-2308-000000-666102	$81,195.00	$31,366.20	$207,747.00	155.9%	
GF-POLPTRL -SUPPL -NON-EXPEND	1000-23-2308-000000-666103	$51,072.18	$21,887.56	$42,000.00	-17.8%	
GF-POLPTRL -SUPPL-WEAR-APPARL	1000-23-2308-000000-666105	$250,498.86	$253,016.51	$299,520.00	19.6%	
GF-POLPTRL -SUPPL-CHEMIC&MEDIC	1000-23-2308-000000-666106	$18,000.00	$9,596.47	$18,000.00	0%	
GF-POLPTRL -SUPPL-JANITOR/MECH	1000-23-2308-000000-666107	$50.00	$104.68	$50.00	0%	
GF-POLPTRL -SUPPL -OTHER	1000-23-2308-000000-666110	$42,091.76	$41,329.38	$7,500.00	-82.2%	
GF-POLPTRL -FUEL&LUBR -UNLEAD	1000-23-2308-000000-666301	$355,100.00	$335,235.86	$478,200.00	34.7%	
GF-POLPTRL -FUEL&LUB-DIESEL	1000-23-2308-000000-666302	$409.00	$363.39	$413.00	1%	
GF-POLPTRL -FUEL&LUBR - LUBRS	1000-23-2308-000000-666303	$2,302.00	$827.11	$1,191.00	-48.3%	
GF-POLPTRL -FLT SVC ALLOC.	1000-23-2308-000000-666825	$52,319.00	$43,599.20	$434,335.00	730.2%	
POL-NET -SUPPL -OFFICE	1000-23-2309-000000-666101	$0.00	$10,867.68	$15,000.00	N/A	
POL-NET -SUPPL-MINOR TOOLS	1000-23-2309-000000-666102	$0.00	$387.75	$5,500.00	N/A	
POL-NET -SUPPL - NON-EXPEND	1000-23-2309-000000-666103	$1,800.00	$21,186.58	$1,800.00	0%	
POL-NET -SUPPL-WEAR-APPARL	1000-23-2309-000000-666105	$18,200.00	$788.48	$18,450.00	1.4%	
POL-NET -SUPPL-JANITOR/MECH	1000-23-2309-000000-666107	$0.00	$200.98	$1,075.00	N/A	
POL-NET -SUPPL -OTHER	1000-23-2309-000000-666110	$0.00	$6,499.18	$2,213.00	N/A	

Name	Account ID	FY2022 Amended Budget	FY2022 Actual	FY2023 Budgeted	FY2022 Amended Budget vs. FY2023 Budgeted (% Change)	Notes
POL-NET -FUEL&LUBR -UNLEAD	1000-23-2309-000000-666301	$7,546.00	$0.00	$0.00	-100%	
GF-POLCSI -SUPPL -OFFICE	1000-23-2312-000000-666101	$3,891.00	$1,432.75	$3,891.00	0%	
GF-POLCSI -SUPPL-MINOR TOOLS	1000-23-2312-000000-666102	$10,819.00	$8,052.41	$10,819.00	0%	
GF-POLCSI -SUPPL -NON-EXPEND	1000-23-2312-000000-666103	$6,600.00	$10,556.80	$6,600.00	0%	
GF-POLCSI -SUPPL -SOFTWARE	1000-23-2312-000000-666104	$0.00	$422.09	$0.00	0%	
GF-POLCSI -SUPPL-WEAR-APPARL	1000-23-2312-000000-666105	$3,468.00	$757.36	$3,468.00	0%	
GF-POLCSI -SUPPL-CHEMIC&MEDIC	1000-23-2312-000000-666106	$8,507.00	$5,208.62	$8,507.00	0%	
GF-POLCSI -SUPPL-JANITOR/MECH	1000-23-2312-000000-666107	$1,475.00	$469.24	$1,475.00	0%	
GF-POLCSI -SUPPL -OTHER	1000-23-2312-000000-666110	$800.00	$2,312.22	$800.00	0%	
GF-POLCSI -FUEL&LUBR -UNLEAD	1000-23-2312-000000-666301	$7,528.00	$6,118.19	$9,747.00	29.5%	
GF-POLCSI -FUEL&LUBR - LUBRS	1000-23-2312-000000-666303	$220.00	$20.93	$32.00	-85.5%	
GF-POLCSI -FLT SVC ALLOC.	1000-23-2312-000000-666825	$1,477.00	$1,230.80	$4,113.00	178.5%	
GF-POLVICT -SUPPL -OFFICE	1000-23-2313-000000-666101	$2,827.00	$3,451.16	$2,827.00	0%	
GF-POLVICT -SUPPL-MINOR TOOLS	1000-23-2313-000000-666102	$253.00	$368.76	$253.00	0%	
GF-POLVICT -SUPPL -NON-EXPEND	1000-23-2313-000000-666103	$0.00	$1,496.80	$0.00	0%	
GF-POLVICT -SUPPL-WEAR-APPARL	1000-23-2313-000000-666105	$1,100.00	$878.92	$1,100.00	0%	
GF-POLVICT -SUPPL-CHEMIC&MEDIC	1000-23-2313-000000-666106	$100.00	$0.00	$100.00	0%	
GF-POLVICT -SUPPL-JANITOR/MECH	1000-23-2313-000000-666107	$100.00	$0.00	$100.00	0%	
GF-POLVICT -SUPPL -OTHER	1000-23-2313-000000-666110	$1,850.00	$712.36	$1,850.00	0%	
GF-POLVICT -FUEL&LUBR -UNLEAD	1000-23-2313-000000-666301	$1,626.00	$1,529.78	$2,405.00	47.9%	
GF-POLVICT -FUEL&LUBR - LUBRS	1000-23-2313-000000-666303	$30.00	$0.72	$1.00	-96.7%	
GF-POLVICT -FLT SVC ALLOC.	1000-23-2313-000000-666825	$322.00	$268.30	$868.00	169.6%	
GF-POLCHEF -OTH EXP-BANK CHG	1000-23-2302-000000-678328	$900.00	$1,090.47	$1,500.00	66.7%	
GF-POLCHEF -MACH&EQUIP -MACH	1000-23-2302-000000-757402	$0.00	$0.00	$150,000.00	N/A	

Name	Account ID	FY2022 Amended Budget	FY2022 Actual	FY2023 Budgeted	FY2022 Amended Budget vs. FY2023 Budgeted (% Change)	Notes
GF-POLPTRL -MACH & EQUIP - VEH	1000-23-2308-000000-757404	$39,750.00	$0.00	$450,000.00	1,032.1%	
POL-NET -MACH & EQUIP-VEHICLES	1000-23-2309-000000-757404	$332,559.00	$296.00	$0.00	-100%	
GF-POLCSI -MACH&EQUIP -MACH	1000-23-2312-000000-757402	$8,712.00	$47,933.50	$0.00	-100%	
GF-POLCHEF -CONTR-STEP WAVE	1000-23-2302-000000-892166	$30,000.00	$19,271.49	$30,000.00	0%	
GF-POLCRIM -CONTR -FAMILY VIOL	1000-23-2306-000000-892173	$186,000.00	$0.00	$186,000.00	0%	
GF-POLCRIM -XFER TO -CJD VIOL	1000-23-2306-000000-892177	$0.00	$42,717.24	$0.00	0%	
Total GENERAL FUND:		**$44,962,205.50**	**$38,210,430.92**	**$52,070,366.00**	**15.8%**	
Total General Fund:		**$44,962,205.50**	**$38,210,430.92**	**$52,070,366.00**	**15.8%**	
Special Revenue Funds						
Police Forfeiture Funds						
STATE CH59 POLICE FORFEITURE						
ST59POLFOR -TRAVEL&TRAIN	2103-23-2301-000000-655800	$4,200.00	$0.00	$4,200.00	0%	
ST59POLFOR -SUPPL-MINOR TOOLS	2103-23-2301-000000-666102	$25,000.00	$0.00	$25,000.00	0%	
ST59 POLFORF$ -OTHER FORF EXP	2103-23-2301-000000-678355	$4,800.00	$10,048.80	$4,800.00	0%	
Total STATE CH59 POLICE FORFEITURE:		**$34,000.00**	**$10,048.80**	**$34,000.00**	**0%**	
Total Police Forfeiture Funds:		**$34,000.00**	**$10,048.80**	**$34,000.00**	**0%**	
ABANDONED MOTOR VEHICLES						
AB MTR VEH -MAINT OF BUILDINGS	2110-23-2301-000000-644701	$30,000.00	$0.00	$30,000.00	0%	
AB MTR VEH -MAINT -EQUIP	2110-23-2301-000000-644801	$56,986.00	$0.00	$50,000.00	-12.3%	
AB MTR VEH -MAINT-VEH-OUTSIDE	2110-23-2301-000000-644805	$0.00	$2.00	$0.00	0%	
AB MTR VEH -MAINT -HEAT/COOL	2110-23-2301-000000-644812	$500.00	$0.00	$500.00	0%	
AB MTR VEH -ADVERT-LEGAL ADS	2110-23-2301-000000-655702	$7,500.00	$5,195.32	$7,500.00	0%	
AB MTR VEH -SUPPL -OFFICE	2110-23-2301-000000-666101	$9,900.00	$10,813.82	$11,000.00	11.1%	
AB MTR VEH -SUPPL -MINOR TOOLS	2110-23-2301-000000-666102	$126,552.00	$0.00	$0.00	-100%	

Name	Account ID	FY2022 Amended Budget	FY2022 Actual	FY2023 Budgeted	FY2022 Amended Budget vs. FY2023 Budgeted (% Change)	Notes
SUPPLIES - NON-EXPENDABLE	2110-23-2301-000000-666103	$80,376.00	$0.00	$0.00	-100%	
AB MTR VEH -MACH & EQUIP - VEH	2110-23-2301-000000-757404	$266,436.00	$30,744.75	$60,000.00	-77.5%	
AB MTR VEH -XFER - TO GEN FUND	2110-23-2301-000000-891000	$50,000.00	$41,666.70	$50,000.00	0%	
Total ABANDONED MOTOR VEHICLES:		**$628,250.00**	**$88,422.59**	**$209,000.00**	**-66.7%**	
Total Special Revenue Funds:		**$662,250.00**	**$98,471.39**	**$243,000.00**	**-63.3%**	
Total:		**$45,624,455.50**	**$38,308,902.31**	**$52,313,366.00**	**14.7%**	

Expenditures by Expense Type

Budgeted Expenditures by Expense Type

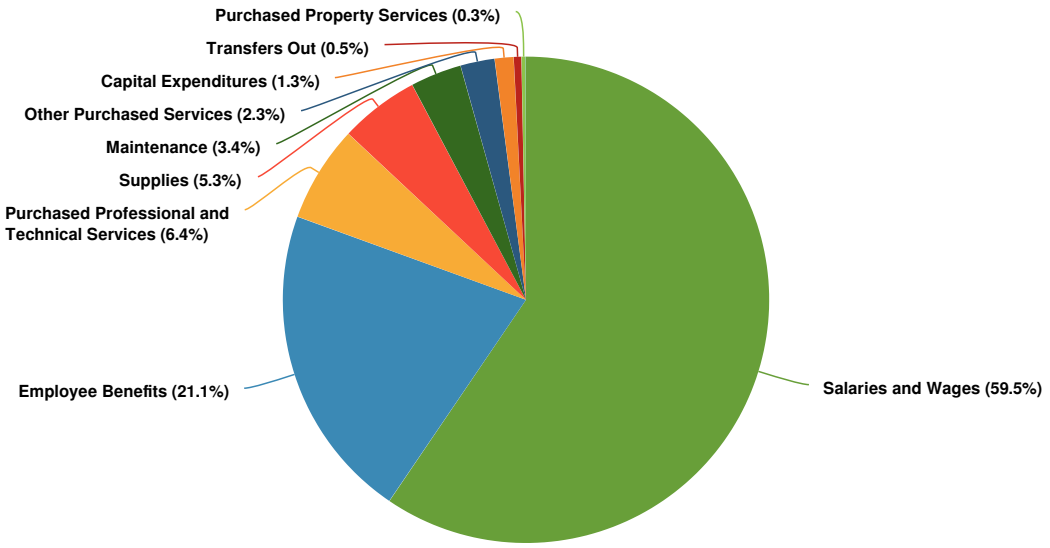

Budgeted and Historical Expenditures by Expense Type

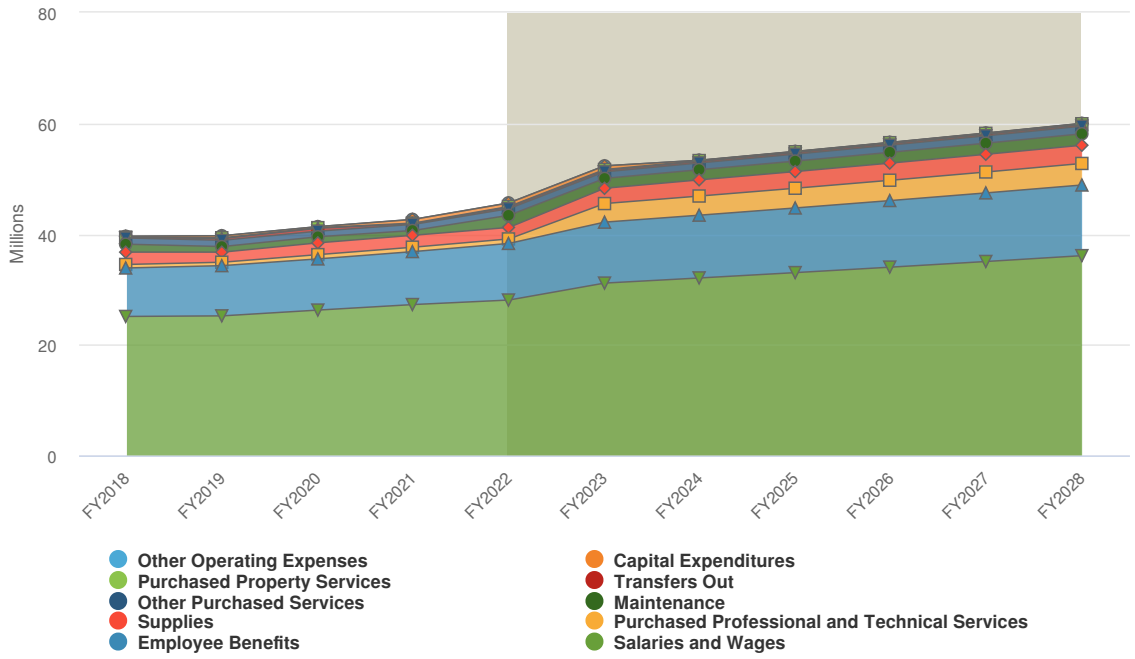

Grey background indicates budgeted figures.

Name	Account ID	FY2022 Amended Budget	FY2022 Actual	FY2023 Budgeted	FY2022 Amended Budget vs. FY2023 Budgeted (% Change)	Notes
Expense Objects						
Salaries and Wages						
REGULAR SALARIES	1000-23-2302-000000-601010	$1,253,768.00	$1,113,313.71	$1,406,503.00	12.2%	
PART TIME - REGULAR	1000-23-2302-000000-601020	$43,300.00	$37,896.73	$48,835.00	12.8%	
OVERTIME	1000-23-2302-000000-601030	$63,500.00	$74,324.48	$63,938.00	0.7%	
EMPLOYEE PAYOFF	1000-23-2302-000000-601070	$0.00	$889.24	$0.00	0%	
REGULAR SALARIES	1000-23-2303-000000-601010	$1,078,523.00	$1,406,235.94	$2,051,826.00	90.2%	
OVERTIME	1000-23-2303-000000-601030	$50,000.00	$239,434.72	$158,109.00	216.2%	
EMPLOYEE PAYOFF	1000-23-2303-000000-601070	$0.00	$15,639.75	$0.00	0%	
REGULAR SALARIES	1000-23-2304-000000-601010	$2,436,892.00	$2,013,630.06	$2,628,918.00	7.9%	

Name	Account ID	FY2022 Amended Budget	FY2022 Actual	FY2023 Budgeted	FY2022 Amended Budget vs. FY2023 Budgeted (% Change)	Notes
OVERTIME	1000-23-2304-000000-601030	$150,100.00	$105,464.71	$160,246.00	6.8%	
EMPLOYEE PAYOFF	1000-23-2304-000000-601070	$0.00	$13,412.11	$0.00	0%	
REGULAR SALARIES	1000-23-2305-000000-601010	$3,018,560.00	$2,155,446.27	$3,215,805.00	6.5%	
PART TIME - REGULAR	1000-23-2305-000000-601020	$128,000.00	$62,858.68	$211,359.00	65.1%	
OVERTIME	1000-23-2305-000000-601030	$307,000.00	$335,963.22	$488,805.00	59.2%	
EMPLOYEE PAYOFF	1000-23-2305-000000-601070	$0.00	$43,796.98	$0.00	0%	
REGULAR SALARIES	1000-23-2306-000000-601010	$2,228,992.00	$2,124,851.13	$2,647,730.00	18.8%	
PART TIME - REGULAR	1000-23-2306-000000-601020	$17,000.00	$11,234.65	$21,124.00	24.3%	
OVERTIME	1000-23-2306-000000-601030	$201,750.00	$243,476.27	$240,844.00	19.4%	
EMPLOYEE PAYOFF	1000-23-2306-000000-601070	$0.00	$14,096.81	$0.00	0%	
REGULAR SALARIES	1000-23-2307-000000-601010	$350,222.00	$302,307.79	$371,467.00	6.1%	
OVERTIME	1000-23-2307-000000-601030	$7,500.00	$34,048.53	$27,336.00	264.5%	
EMPLOYEE PAYOFF	1000-23-2307-000000-601070	$0.00	$5,020.40	$0.00	0%	
REGULAR SALARIES	1000-23-2308-000000-601010	$14,337,242.00	$11,212,126.29	$14,671,353.00	2.3%	
OVERTIME	1000-23-2308-000000-601030	$494,000.00	$1,286,964.61	$523,640.00	6%	
EMPLOYEE PAYOFF	1000-23-2308-000000-601070	$0.00	$17,326.93	$0.00	0%	
POL-NET -REGULAR SALARIES	1000-23-2309-000000-601010	$505,003.00	$451,095.93	$703,731.00	39.4%	
POL-NET -OVERTIME	1000-23-2309-000000-601030	$0.00	$82,720.28	$5,873.00	N/A	
POL-NET -EMPLOYEE PAYOFF	1000-23-2309-000000-601070	$0.00	$5,138.24	$0.00	0%	
OVERTIME	1000-23-2310-000000-601030	$52,000.00	$0.00	$0.00	-100%	
REGULAR SALARIES	1000-23-2311-000000-601010	$263,971.00	$180,186.23	$310,584.00	17.7%	
OVERTIME	1000-23-2311-000000-601030	$38,500.00	$20,579.52	$35,500.00	-7.8%	
EMPLOYEE PAYOFF	1000-23-2311-000000-601070	$0.00	$26,601.61	$0.00	0%	
REGULAR SALARIES	1000-23-2312-000000-601010	$559,774.00	$454,678.49	$578,476.00	3.3%	

Name	Account ID	FY2022 Amended Budget	FY2022 Actual	FY2023 Budgeted	FY2022 Amended Budget vs. FY2023 Budgeted (% Change)	Notes
PART TIME - REGULAR	1000-23-2312-000000-601020	$45,000.00	$10,112.46	$103,002.00	128.9%	
OVERTIME	1000-23-2312-000000-601030	$30,000.00	$31,984.81	$31,905.00	6.4%	
EMPLOYEE PAYOFF	1000-23-2312-000000-601070	$0.00	$15,269.90	$0.00	0%	
REGULAR SALARIES	1000-23-2313-000000-601010	$133,672.00	$115,809.26	$143,786.00	7.6%	
OVERTIME	1000-23-2313-000000-601030	$4,750.00	$9,885.97	$6,653.00	40.1%	
EMPLOYEE PAYOFF	1000-23-2346-000000-601070	$275,000.00	$322,302.45	$275,000.00	0%	
Total Salaries and Wages:		**$28,074,019.00**	**$24,596,125.16**	**$31,132,348.00**	**10.9%**	
Employee Benefits						
GF-POLCHEF -GROUP HEALTH	1000-23-2302-000000-612101	$115,456.00	$105,513.62	$128,000.00	10.9%	
GF-POLCHEF -GROUP LIFE	1000-23-2302-000000-612102	$660.00	$605.28	$748.00	13.3%	
GF-POLCHEF -SOC SEC-MEDIC	1000-23-2302-000000-612200	$104,083.00	$90,295.45	$116,224.00	11.7%	
GF-POLCHEF -PENSION-	1000-23-2302-000000-612300	$197,148.00	$178,267.07	$220,566.00	11.9%	
GF-POLCHEF -WORK COMP	1000-23-2302-000000-612600	$36,272.00	$32,584.81	$42,165.00	16.2%	
GF-POLDRUG -GROUP HEALTH	1000-23-2303-000000-612101	$100,062.00	$129,374.44	$184,000.00	83.9%	
GF-POLDRUG -GROUP LIFE	1000-23-2303-000000-612102	$571.00	$753.24	$1,081.00	89.3%	
GF-POLDRUG -SOC SEC-MEDIC	1000-23-2303-000000-612200	$86,332.00	$121,794.25	$169,060.00	95.8%	
GF-POLDRUG -PENSION-	1000-23-2303-000000-612300	$169,278.00	$249,178.73	$331,490.00	95.8%	
GF-POLDRUG -WORK COMP	1000-23-2303-000000-612600	$39,092.00	$58,740.77	$80,060.00	104.8%	
GF-POLNEIG -GROUP HEALTH	1000-23-2304-000000-612101	$230,911.00	$190,310.82	$240,000.00	3.9%	
GF-POLNEIG -GROUP LIFE	1000-23-2304-000000-612102	$1,319.00	$1,088.26	$1,394.00	5.7%	
GF-POLNEIG -SOC SEC-MEDIC	1000-23-2304-000000-612200	$197,905.00	$156,519.49	$213,371.00	7.8%	
GF-POLNEIG -PENSION-	1000-23-2304-000000-612300	$388,049.00	$319,876.40	$418,375.00	7.8%	
GF-POLNEIG -WORK COMP	1000-23-2304-000000-612600	$90,031.00	$74,049.25	$99,736.00	10.8%	
GF-POLSUPP -GROUP HEALTH	1000-23-2305-000000-612101	$508,005.00	$359,191.56	$512,000.00	0.8%	

Name	Account ID	FY2022 Amended Budget	FY2022 Actual	FY2023 Budgeted	FY2022 Amended Budget vs. FY2023 Budgeted (% Change)	Notes
GF-POLSUPP -GROUP LIFE	1000-23-2305-000000-612102	$2,467.00	$1,773.70	$2,728.00	10.6%	
GF-POLSUPP -SOC SEC-MEDIC	1000-23-2305-000000-612200	$264,197.00	$187,951.40	$299,572.00	13.4%	
GF-POLSUPP -PENSION-	1000-23-2305-000000-612300	$496,968.00	$380,281.49	$555,692.00	11.8%	
GF-POLSUPP -WORK COMP	1000-23-2305-000000-612600	$38,391.00	$17,052.41	$48,980.00	27.6%	
GF-POLCRIM -GROUP HEALTH	1000-23-2306-000000-612101	$223,214.00	$205,249.22	$248,000.00	11.1%	
GF-POLCRIM -GROUP LIFE	1000-23-2306-000000-612102	$1,274.00	$1,174.67	$1,416.00	11.1%	
GF-POLCRIM -SOC SEC-MEDIC	1000-23-2306-000000-612200	$187,252.00	$175,960.56	$222,592.00	18.9%	
GF-POLCRIM -PENSION-	1000-23-2306-000000-612300	$364,636.00	$357,254.95	$433,287.00	18.8%	
GF-POLCRIM -WORK COMP	1000-23-2306-000000-612600	$82,787.00	$81,192.96	$102,053.00	23.3%	
GF-POLCSVC -GROUP HEALTH	1000-23-2307-000000-612101	$38,485.00	$34,636.69	$40,000.00	3.9%	
GF-POLCSVC -GROUP LIFE	1000-23-2307-000000-612102	$214.00	$191.61	$228.00	6.5%	
GF-POLCSVC -SOC SEC-MEDIC	1000-23-2307-000000-612200	$27,366.00	$25,031.65	$30,508.00	11.5%	
GF-POLCSVC -PENSION-	1000-23-2307-000000-612300	$53,658.00	$51,203.53	$59,820.00	11.5%	
GF-POLCSVC -WORK COMP	1000-23-2307-000000-612600	$11,510.00	$9,429.69	$13,332.00	15.8%	
GF-POLPTRL -GROUP HEALTH	1000-23-2308-000000-612101	$1,409,649.00	$1,142,352.25	$1,432,000.00	1.6%	
GF-POLPTRL -GROUP LIFE	1000-23-2308-000000-612102	$8,006.00	$6,681.63	$8,482.00	5.9%	
GF-POLPTRL -SOC SEC-MEDIC	1000-23-2308-000000-612200	$1,159,606.00	$909,537.74	$1,162,417.00	0.2%	
GF-POLPTRL -PENSION-	1000-23-2308-000000-612300	$2,273,736.00	$1,877,401.37	$2,279,249.00	0.2%	
GF-POLPTRL -WORK COMP	1000-23-2308-000000-612600	$537,064.00	$443,276.12	$546,925.00	1.8%	
POL-NET -GROUP HEALTH	1000-23-2309-000000-612101	$53,879.00	$41,884.73	$63,792.00	18.4%	
POL-NET -GROUP LIFE	1000-23-2309-000000-612102	$315.00	$245.53	$380.00	20.6%	
POL-NET -SOC SEC-MEDIC	1000-23-2309-000000-612200	$38,633.00	$39,173.76	$54,285.00	40.5%	
POL-NET -PENSION-	1000-23-2309-000000-612300	$75,750.00	$80,840.22	$106,441.00	40.5%	
POL-NET -WORK COMP	1000-23-2309-000000-612600	$17,997.00	$19,206.75	$25,387.00	41.1%	

Name	Account ID	FY2022 Amended Budget	FY2022 Actual	FY2023 Budgeted	FY2022 Amended Budget vs. FY2023 Budgeted (% Change)	Notes
GF-POLLAKE -SOC SEC-MEDIC	1000-23-2310-000000-612200	$3,978.00	$0.00	$0.00	-100%	
GF-POLLAKE -PENSION-	1000-23-2310-000000-612300	$7,800.00	$0.00	$0.00	-100%	
GF-POLLAKE -WORK COMP	1000-23-2310-000000-612600	$1,853.00	$0.00	$0.00	-100%	
GF-POLDISP -GROUP HEALTH	1000-23-2311-000000-612101	$46,182.00	$30,018.45	$48,000.00	3.9%	
GF-POLDISP -GROUP LIFE	1000-23-2311-000000-612102	$234.00	$159.56	$277.00	18.4%	
GF-POLDISP -SOC SEC-MEDIC	1000-23-2311-000000-612200	$23,139.00	$16,576.20	$26,476.00	14.4%	
GF-POLDISP -PENSION-	1000-23-2311-000000-612300	$45,371.00	$34,105.07	$51,913.00	14.4%	
GF-POLDISP -WORK COMP	1000-23-2311-000000-612600	$1,970.00	$514.73	$2,564.00	30.2%	
GF-POLCSI -GROUP HEALTH	1000-23-2312-000000-612101	$76,970.00	$64,783.45	$80,000.00	3.9%	
GF-POLCSI -GROUP LIFE	1000-23-2312-000000-612102	$407.00	$338.94	$437.00	7.4%	
GF-POLCSI -SOC SEC-MEDIC	1000-23-2312-000000-612200	$48,560.00	$36,534.07	$54,574.00	12.4%	
GF-POLCSI -PENSION-	1000-23-2312-000000-612300	$88,273.00	$75,278.13	$91,557.00	3.7%	
GF-POLCSI -WORK COMP	1000-23-2312-000000-612600	$22,621.00	$11,807.48	$25,958.00	14.8%	
GF-POLVICT -GROUP HEALTH	1000-23-2313-000000-612101	$23,091.00	$20,782.01	$24,000.00	3.9%	
GF-POLVICT -GROUP LIFE	1000-23-2313-000000-612102	$118.00	$106.27	$129.00	9.3%	
GF-POLVICT -SOC SEC-MEDIC	1000-23-2313-000000-612200	$10,589.00	$9,490.61	$11,509.00	8.7%	
GF-POLVICT -PENSION-	1000-23-2313-000000-612300	$20,764.00	$18,851.31	$22,566.00	8.7%	
GF-POLVICT -WORK COMP	1000-23-2313-000000-612600	$4,933.00	$284.57	$5,473.00	10.9%	
GF-POLAIRP -SOC SEC-MEDIC	1000-23-2315-000000-612200	$28,688.00	$0.00	$0.00	-100%	
GF-POLAIRP -PENSION-	1000-23-2315-000000-612300	$56,249.00	$0.00	$0.00	-100%	
GF-POLAIRP -WORK COMP	1000-23-2315-000000-612600	$13,364.00	$0.00	$0.00	-100%	
GF-PAYOFPOL -SOC SEC-MEDIC	1000-23-2346-000000-612200	$21,038.00	$24,656.13	$21,038.00	0%	
GF-PAYOFPOL -PENSION-	1000-23-2346-000000-612300	$41,250.00	$48,345.37	$41,250.00	0%	
GF-PAYOFPOL -WORK COMP	1000-23-2346-000000-612600	$9,800.00	$11,485.90	$9,800.00	0%	

Name	Account ID	FY2022 Amended Budget	FY2022 Actual	FY2023 Budgeted	FY2022 Amended Budget vs. FY2023 Budgeted (% Change)	Notes
Total Employee Benefits:		**$10,229,470.00**	**$8,561,246.32**	**$11,013,357.00**	**7.7%**	
Purchased Professional and Technical Services						
GF-POLCHEF -SPEC SVC	1000-23-2302-000000-623100	$446,713.00	$287,144.24	$537,259.00	20.3%	
GF-POLCHEF -IT SERVICES	1000-23-2302-000000-623106	$0.00	$0.00	$2,330,283.00	N/A	
GF-POLDRUG -SPEC SVC	1000-23-2303-000000-623100	$155,227.00	$74,431.68	$155,227.00	0%	
GF-POLDRUG -IT SERVICES	1000-23-2303-000000-623106	$0.00	$0.00	$26,630.00	N/A	
GF-POLNEIG -SPEC SVC	1000-23-2304-000000-623100	$28,735.00	$12,781.00	$30,038.00	4.5%	
GF-POLNEIG -IT SERVICES	1000-23-2304-000000-623106	$0.00	$0.00	$6,657.00	N/A	
GF-POLSUPP -SPEC SVC	1000-23-2305-000000-623100	$50,646.00	$6,546.29	$50,946.00	0.6%	
GF-POLSUPP -IT SERVICES	1000-23-2305-000000-623106	$0.00	$0.00	$53,259.00	N/A	
GF-POLCRIM -SPEC SVC	1000-23-2306-000000-623100	$70,942.00	$15,317.32	$66,342.00	-6.5%	
GF-POLCRIM -IT SERVICES	1000-23-2306-000000-623106	$0.00	$0.00	$13,314.00	N/A	
GF-POLCRIM -SPECSVC -SANE EXAM	1000-23-2306-000000-623109	$5,000.00	$0.00	$5,000.00	0%	
GF-POLCSVC -SPEC SVC	1000-23-2307-000000-623100	$1,450.00	$839.30	$1,450.00	0%	
GF-POLCSVC -IT SERVICES	1000-23-2307-000000-623106	$0.00	$0.00	$6,657.00	N/A	
GF-POLPTRL -SPEC SVC	1000-23-2308-000000-623100	$21,950.00	$5,994.65	$26,950.00	22.8%	
GF-POLPTRL -IT SERVICES	1000-23-2308-000000-623106	$0.00	$0.00	$29,958.00	N/A	
POL-NET -SPEC SVC	1000-23-2309-000000-623100	$0.00	$323.00	$4,600.00	N/A	
GF-POLDISP -IT SERVICES	1000-23-2311-000000-623106	$0.00	$0.00	$3,328.00	N/A	
GF-POLCSI -SPEC SVC	1000-23-2312-000000-623100	$31,736.00	$3,650.51	$1,058.00	-96.7%	
GF-POLCSI -IT SERVICES	1000-23-2312-000000-623106	$0.00	$0.00	$3,328.00	N/A	
GF-POLVICT -SPEC SVC	1000-23-2313-000000-623100	$535.00	$338.40	$535.00	0%	
GF-POLVICT -IT SERVICES	1000-23-2313-000000-623106	$0.00	$0.00	$3,328.00	N/A	

Name	Account ID	FY2022 Amended Budget	FY2022 Actual	FY2023 Budgeted	FY2022 Amended Budget vs. FY2023 Budgeted (% Change)	Notes
Total Purchased Professional and Technical Services:		**$812,934.00**	**$407,366.39**	**$3,356,147.00**	**312.8%**	
Purchased Property Services						
GF-POLCHEF -UTIL SVC - WATER	1000-23-2302-000000-634101	$23,364.00	$21,263.49	$35,000.00	49.8%	
GF-POLCHEF -UTIL SVC - REFUSE	1000-23-2302-000000-634102	$6,792.00	$5,794.75	$7,215.00	6.2%	
GF-POLCHEF -UTIL SVC - SEWER	1000-23-2302-000000-634103	$21,780.00	$16,979.23	$32,300.00	48.3%	
GF-POLCHEF -UTIL SVC - LANDFILL	1000-23-2302-000000-634104	$150.00	$69.59	$150.00	0%	
GF-POLCRIM - RENT&EASEMENTS	1000-23-2306-000000-634400	$68,184.00	$62,502.00	$73,298.00	7.5%	
Total Purchased Property Services:		**$120,270.00**	**$106,609.06**	**$147,963.00**	**23%**	
Maintenance						
GF-POLCHEF -MAINT - BUILDINGS	1000-23-2302-000000-644701	$500.00	$17.98	$500.00	0%	
GF-POLCHEF -MAINT-SIGNS&MARK	1000-23-2302-000000-644711	$0.00	$1,245.89	$0.00	0%	
GF-POLCHEF -MAINT-OTHR STRUCT	1000-23-2302-000000-644717	$50.00	$2,166.66	$50.00	0%	
GF-POLCHEF -MAINT - EQUIP	1000-23-2302-000000-644801	$17,017.00	$67,010.30	$17,517.00	2.9%	
GF-POLCHEF -MAINT - VEH PARTS	1000-23-2302-000000-644803	$8,389.00	$2,822.94	$4,901.00	-41.6%	
GF-POLCHEF -MAINT -VEH-OUTSIDE	1000-23-2302-000000-644805	$5,875.00	$457.15	$2,403.00	-59.1%	
GF-POLCHEF -MAINT - VEH - MISC	1000-23-2302-000000-644810	$3,508.00	$294.00	$1,744.00	-50.3%	
GF-POLCHEF -MAINT - OTHER	1000-23-2302-000000-644815	$54,820.00	$34,377.70	$57,733.00	5.3%	
GF-POLCHEF-MAINT-FLEET SVC	1000-23-2302-000000-644825	$15,898.00	$13,248.30	$0.00	-100%	
GF-POLDRUG -MAINT - EQUIP	1000-23-2303-000000-644801	$500.00	$90.00	$500.00	0%	
GF-POLDRUG -MAINT - VEH PARTS	1000-23-2303-000000-644803	$3,752.00	$3,105.94	$2,712.00	-27.7%	
GF-POLDRUG -MAINT-VEH-OUTSIDE	1000-23-2303-000000-644805	$500.00	$2,981.53	$3,197.00	539.4%	
GF-POLDRUG -MAINT - VEH - MISC	1000-23-2303-000000-644810	$1,400.00	$2,767.95	$2,976.00	112.6%	
GF-POLDRUG -MAINT - OTHER	1000-23-2303-000000-644815	$4,210.00	$0.00	$4,210.00	0%	

Name	Account ID	FY2022 Amended Budget	FY2022 Actual	FY2023 Budgeted	FY2022 Amended Budget vs. FY2023 Budgeted (% Change)	Notes
GF-POLDRUG-MAINT-FLEET SVC	1000-23-2303-000000-644825	$7,484.00	$6,236.70	$0.00	-100%	
GF-POLNEIG -MAINT - EQUIP	1000-23-2304-000000-644801	$150.00	$0.00	$150.00	0%	
GF-POLNEIG -MAINT - VEH PARTS	1000-23-2304-000000-644803	$11,258.00	$6,568.09	$6,017.00	-46.6%	
GF-POLNEIG -MAINT-VEH-OUTSIDE	1000-23-2304-000000-644805	$5,000.00	$12,073.71	$12,904.00	158.1%	
GF-POLNEIG -MAINT - VEH - MISC	1000-23-2304-000000-644810	$2,300.00	$564.83	$903.00	-60.7%	
GF-POLNEIG -MAINT - OTHER	1000-23-2304-000000-644815	$51,500.00	$27,884.00	$51,500.00	0%	
GF-POLNEIG-MAINT-FLEET SVC	1000-23-2304-000000-644825	$10,065.00	$8,387.50	$0.00	-100%	
GF-POLSUPP -MAINT - EQUIP	1000-23-2305-000000-644801	$18,510.00	$25,617.87	$18,510.00	0%	
GF-POLSUPP -MAINT - VEH PARTS	1000-23-2305-000000-644803	$5,894.00	$1,548.39	$3,561.00	-39.6%	
GF-POLSUPP -MAINT-VEH-OUTSIDE	1000-23-2305-000000-644805	$2,600.00	$114.50	$6,045.00	132.5%	
GF-POLSUPP -MAINT - VEH - MISC	1000-23-2305-000000-644810	$160.00	$100.00	$478.00	198.8%	
GF-POLSUPP -MAINT - OTHER	1000-23-2305-000000-644815	$262,115.00	$213,546.61	$262,115.00	0%	
GF-POLSUPP-MAINT-FLEET SVC	1000-23-2305-000000-644825	$5,110.00	$4,258.30	$0.00	-100%	
GF-POLCRIM- MAINT - SIGNS&MARK	1000-23-2306-000000-644711	$2,200.00	$255.00	$0.00	-100%	
GF-POLCRIM -MAINT - EQUIP	1000-23-2306-000000-644801	$1,000.00	$0.00	$750.00	-25%	
GF-POLCRIM -MAINT - VEH PARTS	1000-23-2306-000000-644803	$18,938.00	$10,768.74	$8,297.00	-56.2%	
GF-POLCRIM -MAINT-VEH-OUTSIDE	1000-23-2306-000000-644805	$4,200.00	$2,930.46	$5,994.00	42.7%	
GF-POLCRIM -MAINT - VEH - MISC	1000-23-2306-000000-644810	$1,200.00	$199.00	$1,432.00	19.3%	
GF-POLCRIM - MAINT - OTHER	1000-23-2306-000000-644815	$3,060.00	$3,259.50	$0.00	-100%	
GF-POLCRIM-MAINT-FLEET SVC	1000-23-2306-000000-644825	$18,169.00	$15,140.80	$0.00	-100%	
GF-POLCSVC -MAINT - EQUIP	1000-23-2307-000000-644801	$500.00	$0.00	$500.00	0%	
GF-POLCSVC -MAINT - VEH PARTS	1000-23-2307-000000-644803	$4,483.00	$1,178.05	$1,255.00	-72%	
GF-POLCSVC -MAINT-VEH-OUTSIDE	1000-23-2307-000000-644805	$200.00	$1,473.44	$250.00	25%	
GF-POLCSVC -MAINT - VEH - MISC	1000-23-2307-000000-644810	$500.00	$765.00	$70.00	-86%	

Name	Account ID	FY2022 Amended Budget	FY2022 Actual	FY2023 Budgeted	FY2022 Amended Budget vs. FY2023 Budgeted (% Change)	Notes
GF-POLCSVC-MAINT-FLEET SVC	1000-23-2307-000000-644825	$2,890.00	$2,408.30	$0.00	-100%	
GF-POLPTRL -MAINT - EQUIP	1000-23-2308-000000-644801	$38,838.00	$13,047.35	$38,838.00	0%	
GF-POLPTRL -MAINT - VEH PARTS	1000-23-2308-000000-644803	$311,012.00	$104,382.18	$126,441.00	-59.3%	
GF-POLPTRL -MAINT-VEH-OUTSIDE	1000-23-2308-000000-644805	$45,000.00	$77,517.16	$87,726.00	94.9%	
GF-POLPTRL -MAINT - VEH - MISC	1000-23-2308-000000-644810	$12,993.78	$27,210.29	$23,017.00	77.1%	
GF-POLPTRL -MAINT - OTHER	1000-23-2308-000000-644815	$702,805.00	$543,376.69	$795,875.00	13.2%	
GF-POLPTRL-MAINT-FLEET SVC	1000-23-2308-000000-644825	$267,729.00	$223,107.50	$0.00	-100%	
MAINTENANCE - SIGNS & MARKINGS	1000-23-2309-000000-644711	$0.00	$407.51	$2,200.00	N/A	
POL-NET -MAINT - EQUIP	1000-23-2309-000000-644801	$10,000.00	$1,249.45	$10,250.00	2.5%	
POL-NET -MAINT - OTHER	1000-23-2309-000000-644815	$60,612.00	$1,344.64	$45,672.00	-24.6%	
GF-POLCSI -MAINT - EQUIP	1000-23-2312-000000-644801	$6,320.00	$0.00	$6,320.00	0%	
GF-POLCSI -MAINT - RADIO EQUIP	1000-23-2312-000000-644802	$3,393.00	$0.00	$3,393.00	0%	
GF-POLCSI -MAINT - VEH PARTS	1000-23-2312-000000-644803	$2,908.00	$2,012.75	$1,972.00	-32.2%	
GF-POLCSI -MAINT-VEH-OUTSIDE	1000-23-2312-000000-644805	$500.00	$1,091.87	$1,174.00	134.8%	
GF-POLCSI -MAINT - VEH - MISC	1000-23-2312-000000-644810	$300.00	$2,344.40	$1,590.00	430%	
GF-POLCSI -MAINT - OTHER	1000-23-2312-000000-644815	$74,909.00	$59,686.28	$74,909.00	0%	
GF-POLCSI-MAINT-FLEET SVC	1000-23-2312-000000-644825	$7,175.00	$5,979.20	$0.00	-100%	
GF-POLVICT -MAINT - VEH PARTS	1000-23-2313-000000-644803	$2,257.00	$1,173.49	$1,262.00	-44.1%	
GF-POLVICT -MAINT-VEH-OUTSIDE	1000-23-2313-000000-644805	$200.00	$2,347.37	$2,523.00	1,161.5%	
GF-POLVICT -MAINT - VEH - MISC	1000-23-2313-000000-644810	$100.00	$0.00	$108.00	8%	
GF-POLVICT-MAINT-FLEET SVC	1000-23-2313-000000-644825	$568.00	$473.30	$0.00	-100%	
AB MTR VEH -MAINT OF BUILDINGS	2110-23-2301-000000-644701	$30,000.00	$0.00	$30,000.00	0%	
AB MTR VEH -MAINT - EQUIP	2110-23-2301-000000-644801	$56,986.00	$0.00	$50,000.00	-12.3%	
AB MTR VEH -MAINT-VEH-OUTSIDE	2110-23-2301-000000-644805	$0.00	$2.00	$0.00	0%	

Name	Account ID	FY2022 Amended Budget	FY2022 Actual	FY2023 Budgeted	FY2022 Amended Budget vs. FY2023 Budgeted (% Change)	Notes
AB MTR VEH -MAINT - HEAT/COOL	2110-23-2301-000000-644812	$500.00	$0.00	$500.00	0%	
Total Maintenance:		**$2,191,010.78**	**$1,542,618.56**	**$1,782,944.00**	**-18.6%**	
Other Purchased Services						
GF-POLCHEF -INSUR - PROPERTY	1000-23-2302-000000-655100	$11,325.00	$11,325.00	$14,632.00	29.2%	
GF-POLCHEF -INSUR - AUTO LIAB	1000-23-2302-000000-655200	$84,799.00	$84,799.00	$122,814.00	44.8%	
GF-POLCHEF -INSUR - GEN LIAB	1000-23-2302-000000-655300	$63,031.00	$63,031.00	$4,915.00	-92.2%	
GF-POLCHEF - COMMUNICATIONS	1000-23-2302-000000-655600	$48,264.00	$60,875.01	$48,264.00	0%	
GF-POLCHEF -CELL PHONES	1000-23-2302-000000-655602	$228,562.00	$203,199.70	$228,562.00	0%	
GF-POLCHEF -ADVERTISING	1000-23-2302-000000-655700	$10,805.00	$36,961.94	$40,707.00	276.7%	
GF-POLCHEF -TRAVEL&TRAIN	1000-23-2302-000000-655800	$92,343.00	$124,844.32	$92,343.00	0%	
GF-POLCHEF -DUES AND MEMB	1000-23-2302-000000-655850	$9,729.00	$8,992.04	$14,992.00	54.1%	
GF-POLCHEF -OTH PURCHSVC-EQUIP	1000-23-2302-000000-655901	$31,167.00	$30,993.48	$31,167.00	0%	
GF-POLCHEF -OTH PURCHSVC -COMP	1000-23-2302-000000-655908	$0.00	$434.45	$0.00	0%	
GF-POLDRUG -INSUR - GEN LIAB	1000-23-2303-000000-655300	$18,916.00	$18,916.00	$2,395.00	-87.3%	
GF-POLDRUG -TRAVEL&TRAIN	1000-23-2303-000000-655800	$11,800.00	$15,620.26	$21,800.00	84.7%	
GF-POLDRUG -DUES AND MEMB	1000-23-2303-000000-655850	$700.00	$240.00	$700.00	0%	
GF-POLDRUG -OTH PURCHSVC-EQUIP	1000-23-2303-000000-655901	$108,000.00	$104,034.07	$135,000.00	25%	
INSURANCE - GENERAL LIABILITY	1000-23-2304-000000-655300	$0.00	$0.00	$4,607.00	N/A	
GF-POLNEIG -ADVERTISING	1000-23-2304-000000-655700	$0.00	$1,350.00	$0.00	0%	
GF-POLNEIG -TRAVEL&TRAIN	1000-23-2304-000000-655800	$21,743.00	$17,844.10	$21,743.00	0%	
GF-POLNEIG -DUES AND MEMB	1000-23-2304-000000-655850	$645.00	$140.00	$645.00	0%	
GF-POLSUPP -INSUR - GEN LIAB	1000-23-2305-000000-655300	$16,610.00	$16,610.00	$6,574.00	-60.4%	
GF-POLSUPP -TRAVEL&TRAIN	1000-23-2305-000000-655800	$39,817.00	$15,118.20	$39,817.00	0%	
GF-POLSUPP -DUES AND MEMB	1000-23-2305-000000-655850	$1,445.00	$385.75	$1,445.00	0%	

Name	Account ID	FY2022 Amended Budget	FY2022 Actual	FY2023 Budgeted	FY2022 Amended Budget vs. FY2023 Budgeted (% Change)	Notes
GF-POLSUPP -OTH PURCHSVC -COMP	1000-23-2305-000000-655908	$0.00	$371.63	$0.00	0%	
GF-POLCRIM -INSUR - GEN LIAB	1000-23-2306-000000-655300	$11,349.00	$11,349.00	$4,774.00	-57.9%	
GF-POLCRIM -ADVERTISING	1000-23-2306-000000-655700	$0.00	$1,558.37	$0.00	0%	
GF-POLCRIM -ADVERT-LEGAL ADS	1000-23-2306-000000-655702	$200.00	$0.00	$0.00	-100%	
GF-POLCRIM -TRAVEL&TRAIN	1000-23-2306-000000-655800	$45,704.00	$40,873.44	$32,662.00	-28.5%	
GF-POLCRIM -DUES AND MEMB	1000-23-2306-000000-655850	$200.00	$71.00	$60.00	-70%	
GF-POLCSVC -INSUR - GEN LIAB	1000-23-2307-000000-655300	$3,202.00	$3,202.00	$675.00	-78.9%	
GF-POLCSVC -ADVERT-PROMO	1000-23-2307-000000-655701	$5,800.00	$10,495.97	$5,800.00	0%	
GF-POLCSVC -TRAVEL&TRAIN	1000-23-2307-000000-655800	$11,640.00	$12,057.06	$11,640.00	0%	
GF-POLCSVC -DUES AND MEMB	1000-23-2307-000000-655850	$1,443.00	$1,320.75	$1,443.00	0%	
GF-POLPTRL -INSUR - GEN LIAB	1000-23-2308-000000-655300	$68,096.00	$68,096.00	$28,490.00	-58.2%	
GF-POLICE PATROL-COMMUNICATION	1000-23-2308-000000-655600	$3,663.00	$0.00	$3,663.00	0%	
GF-POLPTRL - CELL PHONES	1000-23-2308-000000-655602	$4,395.00	$78.18	$4,395.00	0%	
GF-POLPTRL -TRAVEL&TRAIN	1000-23-2308-000000-655800	$56,849.00	$73,927.79	$66,849.00	17.6%	
GF-POLPTRL -DUES AND MEMB	1000-23-2308-000000-655850	$200.00	$1,085.00	$200.00	0%	
GF-POLPTRL -OTH PURCHSVC-EQUIP	1000-23-2308-000000-655901	$72,950.00	$73,101.70	$72,950.00	0%	
INSURANCE - GENERAL LIABILITY	1000-23-2309-000000-655300	$0.00	$0.00	$1,462.00	N/A	
POL-NET -ADVERTISING	1000-23-2309-000000-655700	$0.00	$575.66	$0.00	0%	
ADVERTISING- LEGAL ADS	1000-23-2309-000000-655702	$0.00	$0.00	$200.00	N/A	
POL-NET -TRAVEL&TRAIN	1000-23-2309-000000-655800	$40,000.00	$32,821.00	$53,042.00	32.6%	
POL-NET -DUES AND MEMB	1000-23-2309-000000-655850	$0.00	$3,160.00	$140.00	N/A	
POL-NET -OTH PURCHSVC-EQUIP	1000-23-2309-000000-655901	$0.00	$1,107.60	$0.00	0%	
POL-NET -OTH PURCHSVC -COMP	1000-23-2309-000000-655908	$1,279.64	$1,279.64	$0.00	-100%	
INSURANCE - GENERAL LIABILITY	1000-23-2311-000000-655300	$0.00	$0.00	$528.00	N/A	

Name	Account ID	FY2022 Amended Budget	FY2022 Actual	FY2023 Budgeted	FY2022 Amended Budget vs. FY2023 Budgeted (% Change)	Notes
GF-POLCSI -INSUR - GEN LIAB	1000-23-2312-000000-655300	$9,674.00	$9,674.00	$1,389.00	-85.6%	
GF-POLCSI -TRAVEL&TRAIN	1000-23-2312-000000-655800	$40,968.00	$26,793.74	$40,968.00	0%	
GF-POLCSI -DUES AND MEMB	1000-23-2312-000000-655850	$560.00	$392.50	$560.00	0%	
GF-POLVICT -INSUR - GEN LIAB	1000-23-2313-000000-655300	$580.00	$580.00	$278.00	-52.1%	
GF-POLVICT -TRAVEL&TRAIN	1000-23-2313-000000-655800	$10,150.00	$7,921.20	$10,150.00	0%	
GF-POLVICT -DUES AND MEMB	1000-23-2313-000000-655850	$250.00	$0.00	$250.00	0%	
ST59POLFOR -TRAVEL&TRAIN	2103-23-2301-000000-655800	$4,200.00	$0.00	$4,200.00	0%	
AB MTR VEH -ADVERT-LEGAL ADS	2110-23-2301-000000-655702	$7,500.00	$5,195.32	$7,500.00	0%	
Total Other Purchased Services:		**$1,200,553.64**	**$1,202,802.87**	**$1,187,390.00**	**-1.1%**	
Supplies						
GF-POLCHEF -SUPPL - OFFICE	1000-23-2302-000000-666101	$25,000.00	$13,940.17	$25,000.00	0%	
GF-POLCHEF -SUPPL-MINOR TOOLS	1000-23-2302-000000-666102	$36,417.00	$23,065.63	$36,417.00	0%	
GF-POLCHEF -SUPPL - NON-EXPEND	1000-23-2302-000000-666103	$121,400.00	$37,059.30	$121,400.00	0%	
GF-POLCHEF -SUPPL - SOFTWARE	1000-23-2302-000000-666104	$2,100.00	$600.00	$2,100.00	0%	
GF-POLCHEF -SUPPL-WEAR-APPARL	1000-23-2302-000000-666105	$9,367.00	$2,112.27	$54,867.00	485.7%	
GF-POLCHEF -SUPPL-CHEMIC&MEDIC	1000-23-2302-000000-666106	$31,700.00	$15,565.24	$31,700.00	0%	
GF-POLCHEF -SUPPL-JANITOR/MECH	1000-23-2302-000000-666107	$500.00	$1,656.18	$500.00	0%	
GF-POLCHEF -SUPPL-BOTANIC/AGRI	1000-23-2302-000000-666108	$0.00	$27.95	$0.00	0%	
GF-POLCHEF -SUPPL - OTHER	1000-23-2302-000000-666110	$295,809.28	$244,013.54	$196,605.00	-33.5%	
GF-POLCHEF -ENERGY-HEAT&FUEL	1000-23-2302-000000-666201	$3,200.00	$67,597.07	$52,469.00	1,539.7%	
GF-POLCHEF -ENERGY - ELECTRIC	1000-23-2302-000000-666202	$126,700.00	$224,826.90	$270,189.00	113.3%	
GF-POLCHEF-ENER-PROP/BUT/ACET	1000-23-2302-000000-666205	$55.00	$0.00	$55.00	0%	
GF-POLCHEF -FUEL&LUBR - UNLEAD	1000-23-2302-000000-666301	$11,279.00	$9,160.87	$14,317.00	26.9%	
GF-POLCHEF -FUEL&LUBR - LUBRS	1000-23-2302-000000-666303	$201.00	$0.00	$0.00	-100%	

Name	Account ID	FY2022 Amended Budget	FY2022 Actual	FY2023 Budgeted	FY2022 Amended Budget vs. FY2023 Budgeted (% Change)	Notes
GF-POLCHEF -FLT SVC ALLOC.	1000-23-2302-000000-666825	$1,673.00	$1,394.20	$10,124.00	505.1%	
GF-POLDRUG -SUPPL - OFFICE	1000-23-2303-000000-666101	$6,600.00	$2,622.02	$6,600.00	0%	
GF-POLDRUG -SUPPL-MINOR TOOLS	1000-23-2303-000000-666102	$15,453.00	$7,773.20	$15,453.00	0%	
GF-POLDRUG -SUPPL - NON-EXPEND	1000-23-2303-000000-666103	$8,000.00	$15,505.20	$8,000.00	0%	
GF-POLDRUG -SUPPL-WEAR-APPARL	1000-23-2303-000000-666105	$11,508.00	$1,069.75	$11,508.00	0%	
GF-POLDRUG -SUPPL-CHEMIC&MEDIC	1000-23-2303-000000-666106	$3,000.00	$863.08	$3,000.00	0%	
GF-POLDRUG -SUPPL - OTHER	1000-23-2303-000000-666110	$0.00	$658.10	$0.00	0%	
GF-POLDRUG -ENERGY-HEAT&FUEL	1000-23-2303-000000-666201	$1,309.00	$934.10	$961.00	-26.6%	
GF-POLDRUG -FUEL&LUBR - UNLEAD	1000-23-2303-000000-666301	$18,900.00	$24,791.57	$28,226.00	49.3%	
GF-POLDRUG -FUEL&LUBR - LUBRS	1000-23-2303-000000-666303	$184.00	$0.00	$0.00	-100%	
GF-POLDRUG -FLT SVC ALLOC.	1000-23-2303-000000-666825	$1,825.00	$1,520.80	$6,970.00	281.9%	
GF-POLNEIG -SUPPL - OFFICE	1000-23-2304-000000-666101	$15,000.00	$9,210.13	$15,000.00	0%	
GF-POLNEIG -SUPPL-MINOR TOOLS	1000-23-2304-000000-666102	$1,050.00	$366.25	$1,050.00	0%	
GF-POLNEIG -SUPPL - NON-EXPEND	1000-23-2304-000000-666103	$0.00	$4,057.46	$0.00	0%	
GF-POLNEIG -SUPPL - SOFTWARE	1000-23-2304-000000-666104	$0.00	$365.00	$0.00	0%	
GF-POLNEIG -SUPPL-WEAR-APPARL	1000-23-2304-000000-666105	$750.00	$0.00	$750.00	0%	
GF-POLNEIG -SUPPL-CHEMIC&MEDIC	1000-23-2304-000000-666106	$60.00	$1,688.83	$60.00	0%	
GF-POLNEIG -SUPPL-JANITOR/MECH	1000-23-2304-000000-666107	$200.00	$163.07	$200.00	0%	
GF-POLNEIG -SUPPL - OTHER	1000-23-2304-000000-666110	$500.00	$2,138.30	$500.00	0%	
GF-POLNEIG -FUEL&LUBR - UNLEAD	1000-23-2304-000000-666301	$14,300.00	$13,837.85	$21,654.00	51.4%	
GF-POLNEIG -FUEL&LUBR - LUBRS	1000-23-2304-000000-666303	$260.00	$0.00	$0.00	-100%	
GF-POLNEIG -FLT SVC ALLOC.	1000-23-2304-000000-666825	$2,405.00	$2,004.20	$16,964.00	605.4%	
GF-POLSUPP -SUPPL - OFFICE	1000-23-2305-000000-666101	$38,000.00	$13,353.72	$38,000.00	0%	
GF-POLSUPP -SUPPL-MINOR TOOLS	1000-23-2305-000000-666102	$3,023.00	$292.54	$3,023.00	0%	

Name	Account ID	FY2022 Amended Budget	FY2022 Actual	FY2023 Budgeted	FY2022 Amended Budget vs. FY2023 Budgeted (% Change)	Notes
GF-POLSUPP -SUPPL - NON-EXPEND	1000-23-2305-000000-666103	$7,772.00	$31,267.55	$7,772.00	0%	
GF-POLSUPP -SUPPL-WEAR-APPARL	1000-23-2305-000000-666105	$600.00	$0.00	$600.00	0%	
GF-POLSUPP -SUPPL-CHEMIC&MEDIC	1000-23-2305-000000-666106	$500.00	$42.59	$500.00	0%	
GF-POLSUPP -SUPPL-JANITOR/MECH	1000-23-2305-000000-666107	$600.00	$792.76	$600.00	0%	
GF-POLSUPP -SUPPL - OTHER	1000-23-2305-000000-666110	$975.00	$12,999.49	$10,475.00	974.4%	
GF-POLSUPP -FUEL&LUBR -UNLEAD	1000-23-2305-000000-666301	$5,700.00	$6,408.15	$7,930.00	39.1%	
GF-POLSUPP -FUEL&LUBR -LUBRS	1000-23-2305-000000-666303	$52.00	$62.60	$57.00	9.6%	
GF-POLSUPP -FLT SVC ALLOC.	1000-23-2305-000000-666825	$1,090.00	$908.30	$6,996.00	541.8%	
GF-POLCRIM -SUPPL - OFFICE	1000-23-2306-000000-666101	$20,000.00	$13,535.15	$15,000.00	-25%	
GF-POLCRIM -SUPPL-MINOR TOOLS	1000-23-2306-000000-666102	$2,000.00	$3,132.08	$1,500.00	-25%	
GF-POLCRIM -SUPPL - NON-EXPEND	1000-23-2306-000000-666103	$0.00	$6,339.14	$0.00	0%	
GF-POLCRIM -SUPPL-WEAR-APPARL	1000-23-2306-000000-666105	$1,000.00	$503.40	$750.00	-25%	
GF-POLCRIM -SUPPL-CHEMIC&MEDIC	1000-23-2306-000000-666106	$100.00	$0.00	$100.00	0%	
GF-POLCRIM -SUPPL-JANITOR/MECH	1000-23-2306-000000-666107	$150.00	$631.65	$75.00	-50%	
GF-POLCRIM -SUPPL - OTHER	1000-23-2306-000000-666110	$850.00	$3,344.88	$637.00	-25.1%	
GF-POLCRIM -FUEL&LUBR -UNLEAD	1000-23-2306-000000-666301	$22,320.00	$21,643.76	$31,707.00	42.1%	
GF-POLCRIM -FUEL&LUBR -LUBRS	1000-23-2306-000000-666303	$220.00	$42.20	$65.00	-70.5%	
GF-POLCRIM -FLT SVC ALLOC.	1000-23-2306-000000-666825	$3,948.00	$3,290.00	$27,750.00	602.9%	
GF-POLCSVC -SUPPL - OFFICE	1000-23-2307-000000-666101	$4,713.00	$2,930.20	$4,713.00	0%	
GF-POLCSVC -SUPPL-MINOR TOOLS	1000-23-2307-000000-666102	$320.00	$299.31	$320.00	0%	
GF-POLCSVC -SUPPL - NON-EXPEND	1000-23-2307-000000-666103	$0.00	$1,258.51	$0.00	0%	
GF-POLCSVC -SUPPL-WEAR-APPARL	1000-23-2307-000000-666105	$3,665.00	$2,471.50	$3,665.00	0%	
GF-POLCSVC -SUPPL-CHEMIC&MEDIC	1000-23-2307-000000-666106	$0.00	$145.92	$0.00	0%	
GF-POLCSVC -SUPPL-JANITOR/MECH	1000-23-2307-000000-666107	$100.00	$15.36	$100.00	0%	

Name	Account ID	FY2022 Amended Budget	FY2022 Actual	FY2023 Budgeted	FY2022 Amended Budget vs. FY2023 Budgeted (% Change)	Notes
GF-POLCSVC -SUPPL - OTHER	1000-23-2307-000000-666110	$3,675.00	$2,088.44	$3,675.00	0%	
GF-POLCSVC -FUEL&LUBR - UNLEAD	1000-23-2307-000000-666301	$2,130.00	$1,628.67	$2,710.00	27.2%	
GF-POLCSVC -FUEL&LUBR - LUBRS	1000-23-2307-000000-666303	$80.00	$0.00	$0.00	-100%	
GF-POLCSVC -FLT SVC ALLOC.	1000-23-2307-000000-666825	$448.00	$373.30	$708.00	58%	
GF-POLPTRL -SUPPL - OFFICE	1000-23-2308-000000-666101	$10,900.00	$4,616.56	$10,900.00	0%	
GF-POLPTRL -SUPPL-MINOR TOOLS	1000-23-2308-000000-666102	$81,195.00	$31,366.20	$207,747.00	155.9%	
GF-POLPTRL -SUPPL - NON-EXPEND	1000-23-2308-000000-666103	$51,072.18	$21,887.56	$42,000.00	-17.8%	
GF-POLPTRL -SUPPL-WEAR-APPARL	1000-23-2308-000000-666105	$250,498.86	$253,016.51	$299,520.00	19.6%	
GF-POLPTRL -SUPPL-CHEMIC&MEDIC	1000-23-2308-000000-666106	$18,000.00	$9,596.47	$18,000.00	0%	
GF-POLPTRL -SUPPL-JANITOR/MECH	1000-23-2308-000000-666107	$50.00	$104.68	$50.00	0%	
GF-POLPTRL -SUPPL - OTHER	1000-23-2308-000000-666110	$42,091.76	$41,329.38	$7,500.00	-82.2%	
GF-POLPTRL -FUEL&LUBR - UNLEAD	1000-23-2308-000000-666301	$355,100.00	$335,235.86	$478,200.00	34.7%	
GF-POLPTRL -FUEL&LUB-DIESEL	1000-23-2308-000000-666302	$409.00	$363.39	$413.00	1%	
GF-POLPTRL -FUEL&LUBR - LUBRS	1000-23-2308-000000-666303	$2,302.00	$827.11	$1,191.00	-48.3%	
GF-POLPTRL -FLT SVC ALLOC.	1000-23-2308-000000-666825	$52,319.00	$43,599.20	$434,335.00	730.2%	
POL-NET -SUPPL - OFFICE	1000-23-2309-000000-666101	$0.00	$10,867.68	$15,000.00	N/A	
POL-NET -SUPPL-MINOR TOOLS	1000-23-2309-000000-666102	$0.00	$387.75	$5,500.00	N/A	
POL-NET -SUPPL - NON-EXPEND	1000-23-2309-000000-666103	$1,800.00	$21,186.58	$1,800.00	0%	
POL-NET -SUPPL-WEAR-APPARL	1000-23-2309-000000-666105	$18,200.00	$788.48	$18,450.00	1.4%	
POL-NET -SUPPL-JANITOR/MECH	1000-23-2309-000000-666107	$0.00	$200.98	$1,075.00	N/A	
POL-NET -SUPPL - OTHER	1000-23-2309-000000-666110	$0.00	$6,499.18	$2,213.00	N/A	
POL-NET -FUEL&LUBR - UNLEAD	1000-23-2309-000000-666301	$7,546.00	$0.00	$0.00	-100%	
GF-POLCSI -SUPPL - OFFICE	1000-23-2312-000000-666101	$3,891.00	$1,432.75	$3,891.00	0%	
GF-POLCSI -SUPPL-MINOR TOOLS	1000-23-2312-000000-666102	$10,819.00	$8,052.41	$10,819.00	0%	

Name	Account ID	FY2022 Amended Budget	FY2022 Actual	FY2023 Budgeted	FY2022 Amended Budget vs. FY2023 Budgeted (% Change)	Notes
GF-POLCSI -SUPPL - NON-EXPEND	1000-23-2312-000000-666103	$6,600.00	$10,556.80	$6,600.00	0%	
GF-POLCSI -SUPPL - SOFTWARE	1000-23-2312-000000-666104	$0.00	$422.09	$0.00	0%	
GF-POLCSI -SUPPL-WEAR-APPARL	1000-23-2312-000000-666105	$3,468.00	$757.36	$3,468.00	0%	
GF-POLCSI -SUPPL-CHEMIC&MEDIC	1000-23-2312-000000-666106	$8,507.00	$5,208.62	$8,507.00	0%	
GF-POLCSI -SUPPL-JANITOR/MECH	1000-23-2312-000000-666107	$1,475.00	$469.24	$1,475.00	0%	
GF-POLCSI -SUPPL - OTHER	1000-23-2312-000000-666110	$800.00	$2,312.22	$800.00	0%	
GF-POLCSI -FUEL&LUBR - UNLEAD	1000-23-2312-000000-666301	$7,528.00	$6,118.19	$9,747.00	29.5%	
GF-POLCSI -FUEL&LUBR - LUBRS	1000-23-2312-000000-666303	$220.00	$20.93	$32.00	-85.5%	
GF-POLCSI -FLT SVC ALLOC.	1000-23-2312-000000-666825	$1,477.00	$1,230.80	$4,113.00	178.5%	
GF-POLVICT -SUPPL - OFFICE	1000-23-2313-000000-666101	$2,827.00	$3,451.16	$2,827.00	0%	
GF-POLVICT -SUPPL-MINOR TOOLS	1000-23-2313-000000-666102	$253.00	$368.76	$253.00	0%	
GF-POLVICT -SUPPL - NON-EXPEND	1000-23-2313-000000-666103	$0.00	$1,496.80	$0.00	0%	
GF-POLVICT -SUPPL-WEAR-APPARL	1000-23-2313-000000-666105	$1,100.00	$878.92	$1,100.00	0%	
GF-POLVICT -SUPPL-CHEMIC&MEDIC	1000-23-2313-000000-666106	$100.00	$0.00	$100.00	0%	
GF-POLVICT -SUPPL-JANITOR/MECH	1000-23-2313-000000-666107	$100.00	$0.00	$100.00	0%	
GF-POLVICT -SUPPL - OTHER	1000-23-2313-000000-666110	$1,850.00	$712.36	$1,850.00	0%	
GF-POLVICT -FUEL&LUBR - UNLEAD	1000-23-2313-000000-666301	$1,626.00	$1,529.78	$2,405.00	47.9%	
GF-POLVICT -FUEL&LUBR - LUBRS	1000-23-2313-000000-666303	$30.00	$0.72	$1.00	-96.7%	
GF-POLVICT -FLT SVC ALLOC.	1000-23-2313-000000-666825	$322.00	$268.30	$868.00	169.6%	
ST59POLFOR -SUPPL-MINOR TOOLS	2103-23-2301-000000-666102	$25,000.00	$0.00	$25,000.00	0%	
AB MTR VEH -SUPPL - OFFICE	2110-23-2301-000000-666101	$9,900.00	$10,813.82	$11,000.00	11.1%	
AB MTR VEH -SUPPL -MINOR TOOLS	2110-23-2301-000000-666102	$126,552.00	$0.00	$0.00	-100%	
SUPPLIES - NON-EXPENDABLE	2110-23-2301-000000-666103	$80,376.00	$0.00	$0.00	-100%	
Total Supplies:		**$2,077,041.08**	**$1,698,365.00**	**$2,760,917.00**	**32.9%**	

Name	Account ID	FY2022 Amended Budget	FY2022 Actual	FY2023 Budgeted	FY2022 Amended Budget vs. FY2023 Budgeted (% Change)	Notes
Other Operating Expenses						
GF-POLCHEF -OTH EXP-BANK CHG	1000-23-2302-000000-678328	$900.00	$1,090.47	$1,500.00	66.7%	
ST59 POLFORF$ - OTHER FORF EXP	2103-23-2301-000000-678355	$4,800.00	$10,048.80	$4,800.00	0%	
Total Other Operating Expenses:		**$5,700.00**	**$11,139.27**	**$6,300.00**	**10.5%**	
Capital Expenditures						
GF-POLCHEF - MACH&EQUIP - MACH	1000-23-2302-000000-757402	$0.00	$0.00	$150,000.00	N/A	
GF-POLPTRL -MACH & EQUIP - VEH	1000-23-2308-000000-757404	$39,750.00	$0.00	$450,000.00	1,032.1%	
POL-NET -MACH & EQUIP-VEHICLES	1000-23-2309-000000-757404	$332,559.00	$296.00	$0.00	-100%	
GF-POLCSI -MACH&EQUIP - MACH	1000-23-2312-000000-757402	$8,712.00	$47,933.50	$0.00	-100%	
AB MTR VEH -MACH & EQUIP - VEH	2110-23-2301-000000-757404	$266,436.00	$30,744.75	$60,000.00	-77.5%	
Total Capital Expenditures:		**$647,457.00**	**$78,974.25**	**$660,000.00**	**1.9%**	
Transfers Out						
GF-POLCHEF -CONTR- STEP WAVE	1000-23-2302-000000-892166	$30,000.00	$19,271.49	$30,000.00	0%	
GF-POLCRIM -CONTR -FAMILY VIOL	1000-23-2306-000000-892173	$186,000.00	$0.00	$186,000.00	0%	
GF-POLCRIM -XFER TO - CJD VIOL	1000-23-2306-000000-892177	$0.00	$42,717.24	$0.00	0%	
AB MTR VEH -XFER - TO GEN FUND	2110-23-2301-000000-891000	$50,000.00	$41,666.70	$50,000.00	0%	
Total Transfers Out:		**$266,000.00**	**$103,655.43**	**$266,000.00**	**0%**	
Total Expense Objects:		**$45,624,455.50**	**$38,308,902.31**	**$52,313,366.00**	**14.7%**	

Library Services

Mission
The Waco-McLennan County Library connects individuals to quality and diverse resources for education, information, and recreation.
Departmental Overview

The Waco-McLennan County Library consists of the main library and three branches. The Central Library, open seven days a week, is the main library and offers the largest variety of services and materials and the Local History Room. Three branch libraries, West Waco Library & Genealogy Center, South Waco Library, and East Waco Library play a crucial role in providing services to Waco's diverse neighborhood communities.

The Library also provides materials to residents outside the City of Waco limits by offering weekly delivery services to the Hewitt Library, McGinley Memorial Library, Nancy Nail Memorial Library, Moody Community Library, and West Public Library.

Division and FTEs
Administration: 48.6500 FTEs

Programs of Services
The library system owns over 350,000 items in various formats, including books, magazines, audiobooks, music CDs, DVDs, and provides access to over 202,000 eBooks and eAudiobooks. The Library's website www.wacolibrary.org, provides access to the online catalog and a growing collection of online resources, including reference materials, research databases, and computer assistance. A variety of programs for all ages are offered to complement the library's materials collection and reference services. Weekly storytimes for children and monthly programs for teens are provided at all branches. Special programs of interest are offered to adults throughout the year.

FY22 Accomplishments
- Installed a Storywalk at a local park
- Installed a window display of historical and influential African Americans at the East Waco Library
- Renovated the Central Library Teen Room
- Partnered with Heart of Texas Workforce and Goodwill to provide computer assistance, job training, and financial literacy classes for residents

FY23 Objectives
- Expand the Community Services/Outreach department
- Install a new Integrated Library System
- Conduct a survey regarding library usage
- Increase participation in teen programs
- Increase adult program offerings
- Increase awareness of library services and resources for all ages

Performance Measures

Strategic Goal: Enhance Quality of Life	
Performance Indicators	Proposed FY 2022-2023
Total circulation (physical and digital)	Increase circulation by 3%
Total library visits	Increase visits by 3%
Total number of programs offered	Increase program offerings by 2%
Total number of new cardholders	Increase cardholders by 2%

Department Diversity
By Race/Ethnicity and Gender

	American Indian/Alaskan Native	Hispanic or Latino	Asian	Black or African American	Native Hawaiian or Pacific Islander	White	Two or More Races		Male	Female
City of Waco Population*	0.4%	31.8%	2.2%	20.6%	0.1%	43.7%	6.4%		48.4%	51.6%
City Organization	1%	19%	1%	10%	0%	67%	2%		64%	36%
Library Services	0%	13%	0%	7%	0%	78%	2%		16%	84%

*U.S. Census Bureau: https://www.census.gov/quickfacts/wacocitytexas

Expenditures Summary

The library department will see an increase in their base budget for FY 23 to keep up with inflationary cost. The department will also hire a new children's librarian for the East Waco Library in FY 23.

$5,317,288 **$891,820**
(20.15% vs. prior year)

Library Services Proposed and Historical Budget vs. Actual

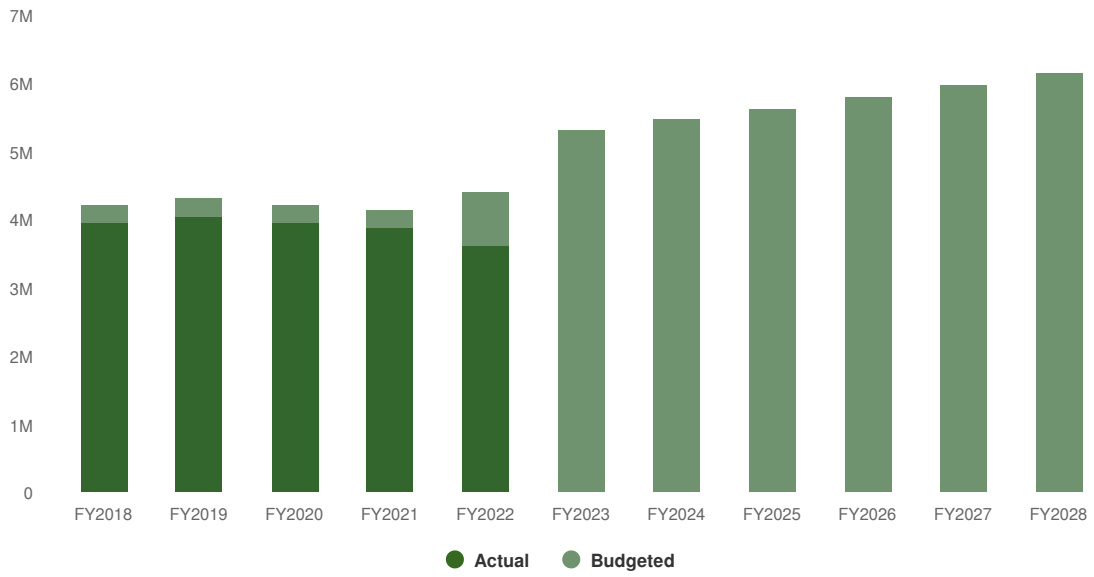

Expenditures by Fund

2023 Expenditures by Fund

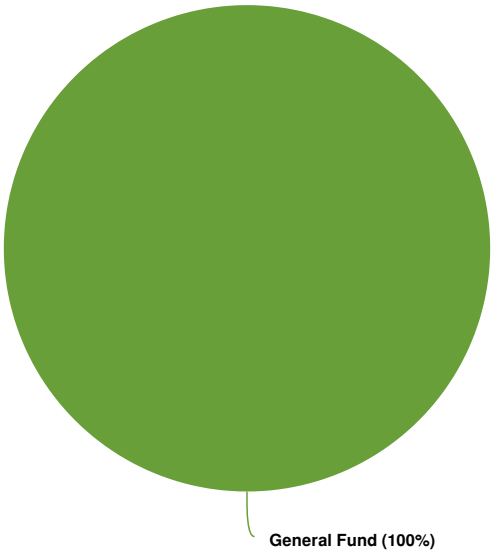

Budgeted and Historical 2023 Expenditures by Fund

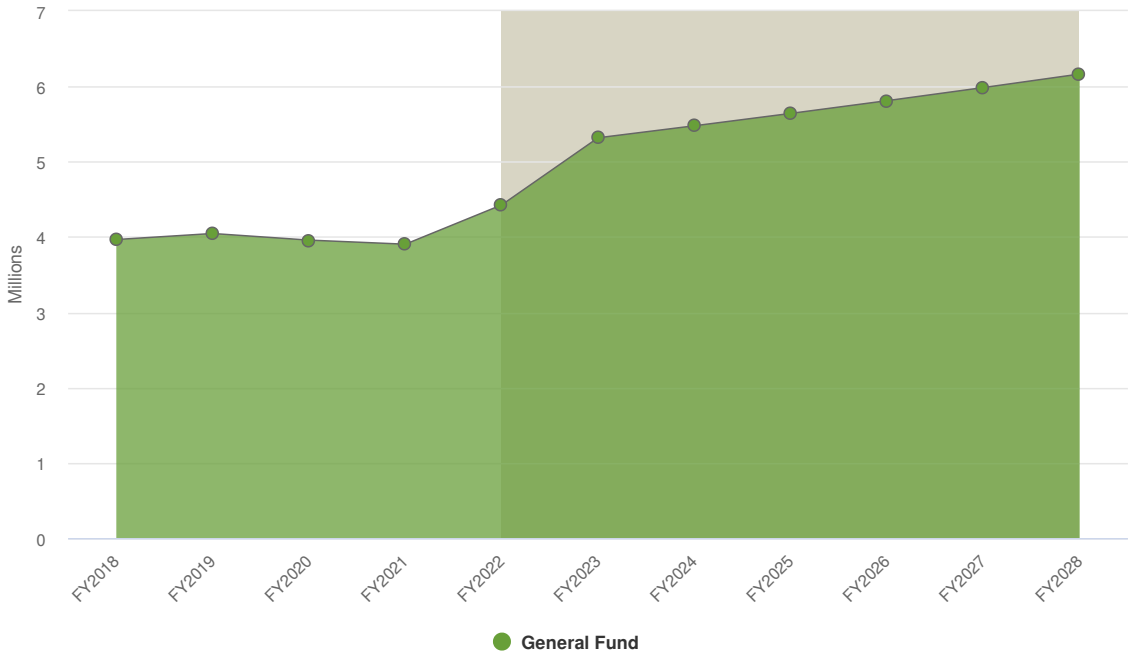

Grey background indicates budgeted figures.

Name	Account ID	FY2022 Amended Budget	FY2022 Actual	FY2023 Budgeted	FY2022 Amended Budget vs. FY2023 Budgeted (% Change)	Notes
General Fund						
GENERAL FUND						
REGULAR SALARIES	1000-31-3101-000000-601010	$2,010,465.00	$1,515,400.82	$2,148,482.00	6.9%	
PART TIME - REGULAR	1000-31-3101-000000-601020	$200,000.00	$177,802.50	$302,287.00	51.1%	
OVERTIME	1000-31-3101-000000-601030	$0.00	$4,278.65	$0.00	0%	
EMPLOYEE PAYOFF	1000-31-3101-000000-601070	$0.00	$36,074.34	$0.00	0%	
REGULAR SALARIES	1000-31-3102-000000-601010	$0.00	$4,511.47	$0.00	0%	
REGULAR SALARIES	1000-31-3105-000000-601010	$0.00	$14,118.33	$0.00	0%	
PART TIME - REGULAR	1000-31-3105-000000-601020	$0.00	$1,950.75	$0.00	0%	
OVERTIME	1000-31-3105-000000-601030	$0.00	$0.00	$348.00	N/A	
REGULAR SALARIES	1000-31-3106-000000-601010	$0.00	$8,846.71	$0.00	0%	
PART TIME - REGULAR	1000-31-3106-000000-601020	$0.00	$1,404.00	$0.00	0%	
OVERTIME	1000-31-3106-000000-601030	$0.00	$0.00	$176.00	N/A	
REGULAR SALARIES	1000-31-3107-000000-601010	$0.00	$2,033.80	$0.00	0%	
PART TIME - REGULAR	1000-31-3107-000000-601020	$0.00	$684.00	$0.00	0%	
REGULAR SALARIES	1000-31-3108-000000-601010	$0.00	$3,388.69	$0.00	0%	
PART TIME - REGULAR	1000-31-3108-000000-601020	$0.00	$366.75	$0.00	0%	
REGULAR SALARIES	1000-31-3111-000000-601010	$0.00	$4,640.83	$0.00	0%	
PART TIME - REGULAR	1000-31-3111-000000-601020	$0.00	$279.00	$0.00	0%	
GF-LIBADMN -GROUP HEALTH	1000-31-3101-000000-612101	$307,882.00	$246,305.30	$328,467.00	6.7%	
GF-LIBADMN -GROUP LIFE	1000-31-3101-000000-612102	$1,537.00	$1,208.01	$1,694.00	10.2%	
GF-LIBADMN -SOC SEC-MEDIC	1000-31-3101-000000-612200	$169,101.00	$127,748.33	$187,485.00	10.9%	
GF-LIBADMN -PENSION-	1000-31-3101-000000-612300	$295,293.00	$233,103.05	$322,273.00	9.1%	
GF-LIBADMN -WORK COMP	1000-31-3101-000000-612600	$18,772.00	$14,983.05	$20,874.00	11.2%	
GF-LIBPERI -GROUP HEALTH	1000-31-3102-000000-612101	$0.00	$577.29	$0.00	0%	

Name	Account ID	FY2022 Amended Budget	FY2022 Actual	FY2023 Budgeted	FY2022 Amended Budget vs. FY2023 Budgeted (% Change)	Notes
GF-LIBPERI -GROUP LIFE	1000-31-3102-000000-612102	$0.00	$3.00	$0.00	0%	
GF-LIBPERI -SOC SEC-MEDIC	1000-31-3102-000000-612200	$0.00	$302.79	$0.00	0%	
GF-LIBPERI -PENSION-	1000-31-3102-000000-612300	$0.00	$676.72	$0.00	0%	
GF-LIBPERI -WORK COMP	1000-31-3102-000000-612600	$0.00	$39.81	$0.00	0%	
GF-LIBCIRC -GROUP HEALTH	1000-31-3105-000000-612101	$0.00	$2,822.30	$0.00	0%	
GF-LIBCIRC -GROUP LIFE	1000-31-3105-000000-612102	$0.00	$12.99	$0.00	0%	
GF-LIBCIRC -SOC SEC-MEDIC	1000-31-3105-000000-612200	$0.00	$1,207.63	$27.00	N/A	
GF-LIBCIRC -PENSION-	1000-31-3105-000000-612300	$0.00	$2,117.76	$52.00	N/A	
GF-LIBCIRC -WORK COMP	1000-31-3105-000000-612600	$0.00	$148.79	$18.00	N/A	
GF-LIBWWAC -GROUP HEALTH	1000-31-3106-000000-612101	$0.00	$1,539.44	$0.00	0%	
GF-LIBWWAC -GROUP LIFE	1000-31-3106-000000-612102	$0.00	$6.47	$0.00	0%	
GF-LIBWWAC -SOC SEC-MEDIC	1000-31-3106-000000-612200	$0.00	$740.94	$13.00	N/A	
GF-LIBWWAC -PENSION-	1000-31-3106-000000-612300	$0.00	$1,327.00	$26.00	N/A	
GF-LIBWWAC -WORK COMP	1000-31-3106-000000-612600	$0.00	$90.43	$9.00	N/A	
GF-LIBEWAC -GROUP HEALTH	1000-31-3107-000000-612101	$0.00	$384.86	$0.00	0%	
GF-LIBEWAC -GROUP LIFE	1000-31-3107-000000-612102	$0.00	$1.85	$0.00	0%	
GF-LIBEWAC -SOC SEC-MEDIC	1000-31-3107-000000-612200	$0.00	$206.32	$0.00	0%	
GF-LIBEWAC -PENSION-	1000-31-3107-000000-612300	$0.00	$305.07	$0.00	0%	
GF-LIBEWAC -WORK COMP	1000-31-3107-000000-612600	$0.00	$23.98	$0.00	0%	
GF-LIBSWAC -GROUP HEALTH	1000-31-3108-000000-612101	$0.00	$577.29	$0.00	0%	
GF-LIBSWAC -GROUP LIFE	1000-31-3108-000000-612102	$0.00	$2.98	$0.00	0%	
GF-LIBSWAC -SOC SEC-MEDIC	1000-31-3108-000000-612200	$0.00	$283.07	$0.00	0%	
GF-LIBSWAC -PENSION-	1000-31-3108-000000-612300	$0.00	$508.30	$0.00	0%	
GF-LIBSWAC -WORK COMP	1000-31-3108-000000-612600	$0.00	$33.13	$0.00	0%	

Name	Account ID	FY2022 Amended Budget	FY2022 Actual	FY2023 Budgeted	FY2022 Amended Budget vs. FY2023 Budgeted (% Change)	Notes
GF-LIBTECH -GROUP HEALTH	1000-31-3111-000000-612101	$0.00	$962.15	$0.00	0%	
GF-LIBTECH -GROUP LIFE	1000-31-3111-000000-612102	$0.00	$4.47	$0.00	0%	
GF-LIBTECH -SOC SEC-MEDIC	1000-31-3111-000000-612200	$0.00	$363.84	$0.00	0%	
GF-LIBTECH -PENSION-	1000-31-3111-000000-612300	$0.00	$696.12	$0.00	0%	
GF-LIBTECH -WORK COMP	1000-31-3111-000000-612600	$0.00	$43.40	$0.00	0%	
GF-LIBADMN -SPEC SVC	1000-31-3101-000000-623100	$135,700.00	$131,538.05	$143,161.00	5.5%	
GF-LIBRARY ADMN-SPEC SVC-TEMPS	1000-31-3101-000000-623105	$0.00	$8,917.32	$0.00	0%	
GF-LIBADMN -IT SERVICES	1000-31-3101-000000-623106	$0.00	$0.00	$593,845.00	N/A	
GF-LIBPERI -SPEC SVC	1000-31-3102-000000-623100	$1,152.00	$824.41	$1,152.00	0%	
GF-LIBCIRC -SPECIAL SVC	1000-31-3105-000000-623100	$1,481.00	$826.02	$1,530.00	3.3%	
GF-LIBCIRC -IT SERVICES	1000-31-3105-000000-623106	$0.00	$0.00	$6,127.00	N/A	
GF-LIBWWAC -SPEC SVC	1000-31-3106-000000-623100	$1,480.00	$3,967.87	$1,665.00	12.5%	
GF-LIBWWAC -IT SERVICES	1000-31-3106-000000-623106	$0.00	$0.00	$10,554.00	N/A	
GF-LIBEWAC -SPEC SVC	1000-31-3107-000000-623100	$660.00	$1,731.39	$660.00	0%	
GF-LIBEWAC -IT SERVICES	1000-31-3107-000000-623106	$0.00	$0.00	$2,382.00	N/A	
GF-LIBSWAC -SPEC SVC	1000-31-3108-000000-623100	$660.00	$769.21	$660.00	0%	
GF-LIBSWAC -IT SERVICES	1000-31-3108-000000-623106	$0.00	$0.00	$2,382.00	N/A	
GF-LIBTECH -SPEC SVC	1000-31-3111-000000-623100	$21,210.00	$20,580.28	$21,210.00	0%	
GF-LIBCIRC -UTIL SVC -WATER	1000-31-3105-000000-634101	$4,422.00	$4,597.85	$5,200.00	17.6%	
GF-LIBCIRC -UTIL SVC-REFUSE	1000-31-3105-000000-634102	$1,632.00	$1,638.23	$1,998.00	22.4%	
GF-LIBCIRC -UTIL SVC-SEWER	1000-31-3105-000000-634103	$5,967.00	$5,740.25	$6,600.00	10.6%	
GF-LIBWWAC -UTIL SVC -WATER	1000-31-3106-000000-634101	$1,980.00	$1,725.48	$2,750.00	38.9%	
GF-LIBWWAC -UTIL SVC-REFUSE	1000-31-3106-000000-634102	$1,380.00	$1,362.68	$1,665.00	20.7%	
GF-LIBWWAC -UTIL SVC-SEWER	1000-31-3106-000000-634103	$1,452.00	$1,329.98	$2,100.00	44.6%	

Name	Account ID	FY2022 Amended Budget	FY2022 Actual	FY2023 Budgeted	FY2022 Amended Budget vs. FY2023 Budgeted (% Change)	Notes
GF-LIBEWACO -UTIL SVC - WATER	1000-31-3107-000000-634101	$2,865.00	$1,771.29	$2,500.00	-12.7%	
GF-LIBEWAC -UTIL SVC-REFUSE	1000-31-3107-000000-634102	$912.00	$909.48	$1,332.00	46.1%	
GF-LIBEWAC -UTIL SVC-SEWER	1000-31-3107-000000-634103	$2,046.00	$605.00	$1,000.00	-51.1%	
GF-LIBSWAC -UTIL SVC - WATER	1000-31-3108-000000-634101	$5,980.00	$2,995.34	$4,500.00	-24.7%	
GF-LIBSWAC -UTIL SVC-REFUSE	1000-31-3108-000000-634102	$684.00	$617.21	$888.00	29.8%	
GF-LIBSWAC -UTIL SVC-SEWER	1000-31-3108-000000-634103	$819.00	$510.16	$900.00	9.9%	
GF-LIBADMN -MAINT - SIGNS&MARK	1000-31-3101-000000-644711	$0.00	$5,865.00	$0.00	0%	
GF-LIBADMN -MAINT - EQUIP	1000-31-3101-000000-644801	$0.00	$214.45	$0.00	0%	
GF-LIBADMN -MAINT - VEH PARTS	1000-31-3101-000000-644803	$2,341.00	$354.75	$370.00	-84.2%	
GF-LIBADMN -MAINT-VEH-OUTSIDE	1000-31-3101-000000-644805	$500.00	$55.00	$366.00	-26.8%	
GF-LIBADMN -MAINT - VEH - MISC	1000-31-3101-000000-644810	$54.95	$54.95	$150.00	173%	
GF-LIBADMN -MAINT - OTHER	1000-31-3101-000000-644815	$130,928.00	$127,500.25	$72,183.00	-44.9%	
GF-LIBADMN-MAINT-FLEET SVC	1000-31-3101-000000-644825	$1,239.00	$1,032.50	$0.00	-100%	
GF-LIBPERI -MAINT - EQUIP	1000-31-3102-000000-644801	$1,385.00	$1,309.60	$1,450.00	4.7%	
GF-LIBCIRC -MAINT - EQUIP	1000-31-3105-000000-644801	$15,924.00	$13,000.40	$16,471.00	3.4%	
GF-LIBCIRC -MAINT - VEH - MISC	1000-31-3105-000000-644810	$54.95	$54.95	$59.00	7.4%	
GF-LIBCIRC -MAINT - OTHER	1000-31-3105-000000-644815	$480.00	$480.00	$1,605.00	234.4%	
GF-LIBWWAC -MAINT - SIGNS&MARK	1000-31-3106-000000-644711	$78.23	$78.23	$0.00	-100%	
GF-LIBWWAC -MAINT - EQUIP	1000-31-3106-000000-644801	$17,198.00	$12,430.83	$17,698.00	2.9%	
GF-LIBWWAC -MAINT - OTHER	1000-31-3106-000000-644815	$1,863.00	$0.00	$2,143.00	15%	
GF-LIBEWAC -MAINT - EQUIP	1000-31-3107-000000-644801	$2,448.00	$700.05	$4,128.00	68.6%	
GF-LIBEWAC - MAINTENANCE -OTHER	1000-31-3107-000000-644815	$1,391.00	$908.60	$1,516.00	9%	
GF-LIBSWAC -MAINT - SIGNS&MARK	1000-31-3108-000000-644711	$0.00	$13.49	$0.00	0%	
GF-LIBSWAC -MAINT - EQUIP	1000-31-3108-000000-644801	$2,264.00	$500.28	$3,016.00	33.2%	

Name	Account ID	FY2022 Amended Budget	FY2022 Actual	FY2023 Budgeted	FY2022 Amended Budget vs. FY2023 Budgeted (% Change)	Notes
GF-LIBSWAC - MAINTENANCE -OTHER	1000-31-3108-000000-644815	$695.00	$743.40	$1,270.00	82.7%	
GF-LIBTECH -MAINT - BOOKS	1000-31-3111-000000-644808	$12,000.00	$9,065.36	$12,400.00	3.3%	
GF-LIBADMN -INSUR - PROPERTY	1000-31-3101-000000-655100	$29,723.00	$29,723.00	$38,402.00	29.2%	
GF-LIBADMN -INSUR - AUTO LIAB	1000-31-3101-000000-655200	$499.00	$499.00	$723.00	44.9%	
GF-LIBADMN -INSUR - GEN LIAB	1000-31-3101-000000-655300	$1,891.00	$1,891.00	$4,273.00	126%	
GF-LIBADMN - COMMUNICATIONS	1000-31-3101-000000-655600	$14,940.00	$1,385.22	$14,940.00	0%	
GF-LIBADMN -CELL PHONES	1000-31-3101-000000-655602	$1,258.91	$1,499.99	$1,058.00	-16%	
GF-LIBADMN - ADVERTISING	1000-31-3101-000000-655700	$11,700.00	$2,834.07	$11,700.00	0%	
GF-LIBADMN -ADVERT-PROMO	1000-31-3101-000000-655701	$950.01	$390.00	$1,000.00	5.3%	
GF-LIBADMN - TRAVEL&TRAIN	1000-31-3101-000000-655800	$4,703.00	$264.05	$4,918.00	4.6%	
GF-LIBADMN -DUES AND MEMB	1000-31-3101-000000-655850	$2,903.00	$4,072.00	$2,633.00	-9.3%	
GF-LIBADMN -OTH PURCHSVC-EQUIP	1000-31-3101-000000-655901	$26,390.00	$17,856.94	$25,100.00	-4.9%	
GF-LIBPERI -INSUR - GEN LIAB	1000-31-3102-000000-655300	$1,302.00	$1,302.00	$10.00	-99.2%	
GF-LIBPERI - COMMUNICATIONS	1000-31-3102-000000-655600	$120.00	$47.16	$120.00	0%	
GF-LIBPERI - TRAVEL&TRAIN	1000-31-3102-000000-655800	$1,835.90	$1,721.94	$2,215.00	20.6%	
GF-LIBPERI -DUES AND MEMB	1000-31-3102-000000-655850	$420.00	$60.00	$340.00	-19%	
GF-LIBPERI -OTH PURCHSVC-EQUIP	1000-31-3102-000000-655901	$125.00	$0.00	$125.00	0%	
GF-LIBCIRC -INSUR - GEN LIAB	1000-31-3105-000000-655300	$7,545.00	$7,545.00	$145.00	-98.1%	
GF-LIBCIRC - COMMUNICATIONS	1000-31-3105-000000-655600	$1,056.00	$1,516.28	$1,056.00	0%	
GF-LIBCIRC - TRAVEL&TRAIN	1000-31-3105-000000-655800	$2,078.08	$440.13	$6,450.00	210.4%	
GF-LIBCIRC -DUES AND MEMB	1000-31-3105-000000-655850	$545.00	$67.00	$745.00	36.7%	
GF-LIBCIRC -OTH PURCHSVC-EQUIP	1000-31-3105-000000-655901	$300.00	$0.00	$300.00	0%	
GF-LIBWWAC -INSUR - GEN LIAB	1000-31-3106-000000-655300	$1,922.00	$1,922.00	$96.00	-95%	
GF-LIBWWAC - COMMUNICATIONS	1000-31-3106-000000-655600	$2,988.00	$3,448.52	$2,988.00	0%	

Name	Account ID	FY2022 Amended Budget	FY2022 Actual	FY2023 Budgeted	FY2022 Amended Budget vs. FY2023 Budgeted (% Change)	Notes
GF-LIBWWAC - TRAVEL&TRAIN	1000-31-3106-000000-655800	$3,430.03	$219.00	$4,340.00	26.5%	
GF-LIBWWAC -DUES AND MEMB	1000-31-3106-000000-655850	$363.00	$153.00	$363.00	0%	
GF-LIBWWAC -OTH PURCHSVC-EQUIP	1000-31-3106-000000-655901	$100.00	$0.00	$100.00	0%	
GF-LIBEWAC -INSUR - GEN LIAB	1000-31-3107-000000-655300	$1,492.00	$1,492.00	$42.00	-97.2%	
GF-LIBEWAC - COMMUNICATIONS	1000-31-3107-000000-655600	$444.00	$604.57	$444.00	0%	
GF-LIBEWAC - TRAVEL&TRAIN	1000-31-3107-000000-655800	$841.64	$0.00	$1,895.00	125.2%	
GF-LIBEWAC -DUES AND MEMB	1000-31-3107-000000-655850	$160.00	$192.00	$160.00	0%	
GF-LIBEWAC -OTH PURCHSVC-EQUIP	1000-31-3107-000000-655901	$132.00	$0.00	$100.00	-24.2%	
GF-LIBSWAC -INSUR - GEN LIAB	1000-31-3108-000000-655300	$1,492.00	$1,492.00	$43.00	-97.1%	
GF-LIBSWAC - COMMUNICATIONS	1000-31-3108-000000-655600	$504.00	$604.57	$504.00	0%	
GF-LIBSWAC - TRAVEL&TRAIN	1000-31-3108-000000-655800	$1,979.37	$0.00	$2,230.00	12.7%	
GF-LIBSWAC -DUES AND MEMB	1000-31-3108-000000-655850	$182.00	$164.00	$182.00	0%	
GF-LIBSWAC -OTH PURCHSVC-EQUIP	1000-31-3108-000000-655901	$100.00	$0.00	$100.00	0%	
GF-LIBTECH -INSUR - GEN LIAB	1000-31-3111-000000-655300	$2,796.00	$2,796.00	$932.00	-66.7%	
GF-LIBTECH - COMMUNICATIONS	1000-31-3111-000000-655600	$120.00	$47.16	$120.00	0%	
GF-LIBTECH - TRAVEL&TRAIN	1000-31-3111-000000-655800	$1,895.00	$497.63	$2,110.00	11.3%	
GF-LIBTECH -DUES AND MEMB	1000-31-3111-000000-655850	$270.00	$145.00	$170.00	-37%	
GF-LIBADMN -SUPPL - OFFICE	1000-31-3101-000000-666101	$10,144.60	$3,050.30	$9,230.00	-9%	
GF-LIBADMN -SUPPL- MINOR TOOLS	1000-31-3101-000000-666102	$657.55	$1,007.15	$100.00	-84.8%	
GF-LIBADMN -SUPPL - NON-EXPEND	1000-31-3101-000000-666103	$2,119.08	$10,245.53	$3,000.00	41.6%	
GF-LIBADMN -SUPPL- CHEMIC&MEDIC	1000-31-3101-000000-666106	$178.92	$225.47	$50.00	-72.1%	
GF-LIBADMN -SUPPL- JANITOR/MECH	1000-31-3101-000000-666107	$313.33	$404.65	$200.00	-36.2%	
GF-LIBADMN-SUPPL- BOOKS&PUBL	1000-31-3101-000000-666109	$49.49	$49.49	$0.00	-100%	
GF-LIBADMN -SUPPL - OTHER	1000-31-3101-000000-666110	$9,953.16	$5,679.22	$14,570.00	46.4%	

Name	Account ID	FY2022 Amended Budget	FY2022 Actual	FY2023 Budgeted	FY2022 Amended Budget vs. FY2023 Budgeted (% Change)	Notes
GF-LIBADMN - FUEL&LUBR -UNLEAD	1000-31-3101-000000-666301	$0.00	$258.24	$122.00	N/A	
GF-LIBADMN - FUEL&LUB-DIESEL	1000-31-3101-000000-666302	$1,597.00	$1,479.58	$2,393.00	49.8%	
GF-LIBADMN - FUEL&LUBR - LUBRS	1000-31-3101-000000-666303	$100.00	$0.00	$0.00	-100%	
GF-LIBADMN -FLT SVC ALLOC.	1000-31-3101-000000-666825	$56.00	$46.70	$1,227.00	2,091.1%	
GF-LIBPERI -SUPPL - OFFICE	1000-31-3102-000000-666101	$945.00	$516.29	$945.00	0%	
GF-LIBPERI -SUPPL- MINOR TOOLS	1000-31-3102-000000-666102	$50.00	$213.16	$50.00	0%	
GF-LIBPERI -SUPPL - NON-EXPEND	1000-31-3102-000000-666103	$59.10	$59.10	$250.00	323%	
GF-LIBPERI -SUPPL- CHEMIC&MEDIC	1000-31-3102-000000-666106	$25.00	$22.89	$25.00	0%	
GF-LIBPERI -SUPPL- JANITOR/MECH	1000-31-3102-000000-666107	$100.00	$107.84	$100.00	0%	
GF-LIBPERI -SUPPL - OTHER	1000-31-3102-000000-666110	$525.00	$357.26	$525.00	0%	
GF-LIBCIRC -SUPPL - OFFICE	1000-31-3105-000000-666101	$6,398.41	$2,753.70	$7,080.00	10.7%	
GF-LIBCIRC -SUPPL- MINOR TOOLS	1000-31-3105-000000-666102	$100.00	$992.34	$100.00	0%	
GF-LIBCIRC -SUPPL - NON-EXPEND	1000-31-3105-000000-666103	$3,661.03	$7,182.45	$1,500.00	-59%	
GF-LIBCIRC -SUPPL- CHEMIC&MEDIC	1000-31-3105-000000-666106	$156.53	$171.08	$50.00	-68.1%	
GF-LIBCIRC -SUPPL- JANITOR/MECH	1000-31-3105-000000-666107	$339.00	$738.34	$200.00	-41%	
GF-LIBCIRC -SUPPL - OTHER	1000-31-3105-000000-666110	$3,625.00	$4,130.32	$2,320.00	-36%	
GF-LIBCIRC -ENERGY- HEAT&FUEL	1000-31-3105-000000-666201	$13,000.00	$13,337.67	$14,338.00	10.3%	
GF-LIBCIRC -ENERGY - ELECTRIC	1000-31-3105-000000-666202	$46,400.00	$38,884.72	$45,559.00	-1.8%	
GF-LIBWWAC -SUPPL - OFFICE	1000-31-3106-000000-666101	$5,884.01	$1,948.66	$6,323.00	7.5%	
GF-LIBWWAC -SUPPL- MINOR TOOLS	1000-31-3106-000000-666102	$50.00	$182.23	$50.00	0%	
GF-LIBWWAC -SUPPL - NON-EXPEND	1000-31-3106-000000-666103	$362.24	$2,235.39	$1,500.00	314.1%	
GF-LIBWWAC -SUPPL- CHEMIC&MEDIC	1000-31-3106-000000-666106	$50.00	$45.96	$50.00	0%	
GF-LIBWWAC -SUPPL- JANITOR/MECH	1000-31-3106-000000-666107	$195.49	$317.03	$200.00	2.3%	
GF-LIBWWAC -SUPPL - OTHER	1000-31-3106-000000-666110	$3,125.00	$1,576.49	$3,125.00	0%	

Name	Account ID	FY2022 Amended Budget	FY2022 Actual	FY2023 Budgeted	FY2022 Amended Budget vs. FY2023 Budgeted (% Change)	Notes
GF-LIBWWAC -ENERGY - ELECTRIC	1000-31-3106-000000-666202	$32,500.00	$23,863.15	$31,310.00	-3.7%	
GF-LIBEWAC -SUPPL - OFFICE	1000-31-3107-000000-666101	$2,235.63	$1,808.80	$2,299.00	2.8%	
GF-LIBEWAC -SUPPL-MINOR TOOLS	1000-31-3107-000000-666102	$90.73	$454.77	$50.00	-44.9%	
GF-LIBEWAC -SUPPL - NON-EXPEND	1000-31-3107-000000-666103	$975.65	$2,861.00	$500.00	-48.8%	
GF-LIBEWAC -SUPPL-CHEMIC&MEDIC	1000-31-3107-000000-666106	$59.97	$59.97	$50.00	-16.6%	
GF-LIBEWAC -SUPPL-JANITOR/MECH	1000-31-3107-000000-666107	$56.38	$84.73	$100.00	77.4%	
GF-LIBEWAC -SUPPL - OTHER	1000-31-3107-000000-666110	$2,610.00	$1,142.30	$2,450.00	-6.1%	
GF-LIBEWAC -ENERGY-HEAT&FUEL	1000-31-3107-000000-666201	$2,900.00	$1,333.20	$1,557.00	-46.3%	
GF-LIBEWAC -ENERGY - ELECTRIC	1000-31-3107-000000-666202	$11,100.00	$8,394.63	$8,750.00	-21.2%	
GF-LIBSWAC -SUPPL - OFFICE	1000-31-3108-000000-666101	$1,820.00	$1,209.08	$1,964.00	7.9%	
GF-LIBSWAC -SUPPL-MINOR TOOLS	1000-31-3108-000000-666102	$78.15	$78.15	$50.00	-36%	
GF-LIBSWAC -SUPPL - NON-EXPEND	1000-31-3108-000000-666103	$1,063.47	$3,365.13	$500.00	-53%	
GF-LIBSWAC -SUPPL-CHEMIC&MEDIC	1000-31-3108-000000-666106	$50.00	$45.87	$50.00	0%	
GF-LIBSWAC -SUPPL-JANITOR/MECH	1000-31-3108-000000-666107	$100.00	$172.39	$200.00	100%	
GF-LIBSWAC -SUPPL - OTHER	1000-31-3108-000000-666110	$1,554.01	$813.52	$2,450.00	57.7%	
GF-LIBSWAC -ENERGY - ELECTRIC	1000-31-3108-000000-666202	$14,100.00	$8,828.99	$10,067.00	-28.6%	
GF-LIBTECH -SUPPL - OFFICE	1000-31-3111-000000-666101	$31,920.00	$15,306.86	$34,690.00	8.7%	
GF-LIBTECH -SUPPL-MINOR TOOLS	1000-31-3111-000000-666102	$20.00	$9.93	$20.00	0%	
GF-LIBTECH -SUPPL - NON-EXPEND	1000-31-3111-000000-666103	$0.00	$689.45	$2,000.00	N/A	
GF-LIBTECH -SUPPL-CHEMIC&MEDIC	1000-31-3111-000000-666106	$20.00	$0.00	$20.00	0%	
GF-LIBTECH -SUPPL-JANITOR/MECH	1000-31-3111-000000-666107	$20.00	$26.20	$40.00	100%	
GF-LIBTECH -SUPPL-BOOKS&PUBL	1000-31-3111-000000-666109	$692,602.14	$602,683.21	$704,200.00	1.7%	
SUPPLIES - OTHER	1000-31-3111-000000-666110	$0.00	$2.54	$0.00	0%	
GF-LIBADMN -OTH EXP-BANK CHG	1000-31-3101-000000-678328	$1,500.00	$1,561.02	$1,800.00	20%	
Total GENERAL FUND:		**$4,425,468.14**	**$3,642,364.53**	**$5,317,288.00**	**20.2%**	

Name	Account ID	FY2022 Amended Budget	FY2022 Actual	FY2023 Budgeted	FY2022 Amended Budget vs. FY2023 Budgeted (% Change)	Notes
Total General Fund:		$4,425,468.14	$3,642,364.53	$5,317,288.00	20.2%	

Expenditures by Expense Type

Budgeted Expenditures by Expense Type

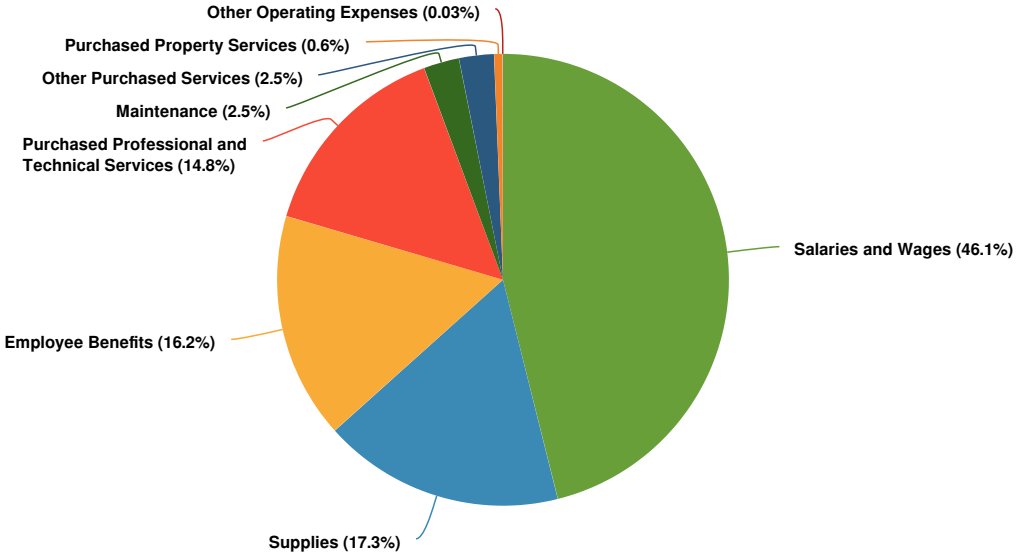

Budgeted and Historical Expenditures by Expense Type

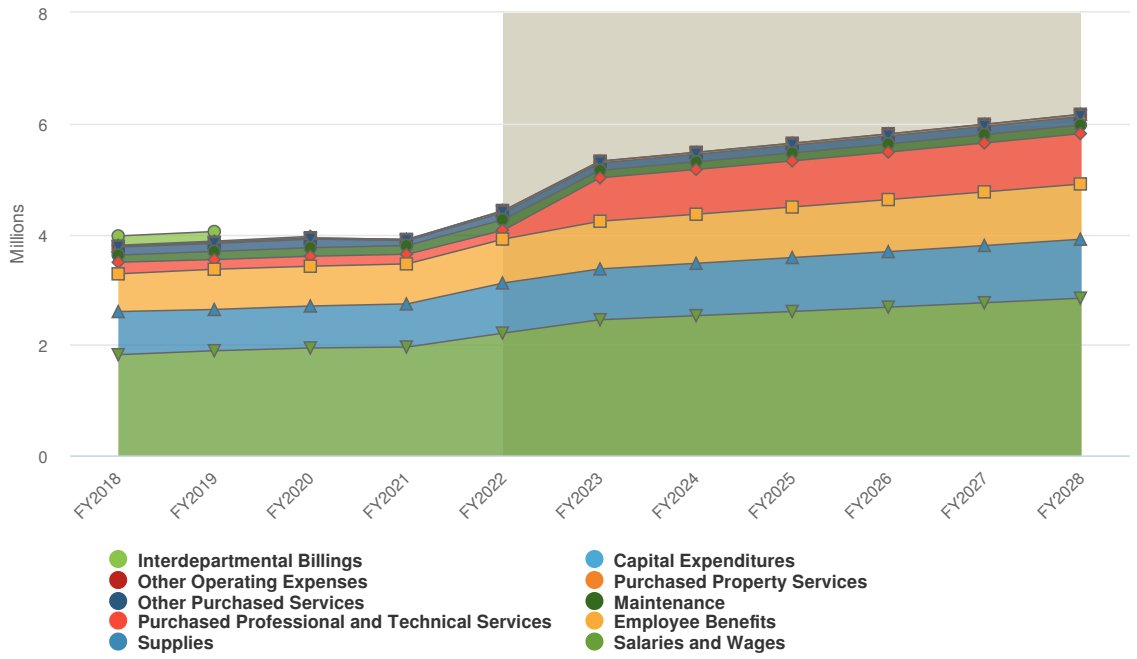

Grey background indicates budgeted figures.

Name	Account ID	FY2022 Amended Budget	FY2022 Actual	FY2023 Budgeted	FY2022 Amended Budget vs. FY2023 Budgeted (% Change)	Notes
Expense Objects						
Salaries and Wages						
REGULAR SALARIES	1000-31-3101-000000-601010	$2,010,465.00	$1,515,400.82	$2,148,482.00	6.9%	
PART TIME - REGULAR	1000-31-3101-000000-601020	$200,000.00	$177,802.50	$302,287.00	51.1%	
OVERTIME	1000-31-3101-000000-601030	$0.00	$4,278.65	$0.00	0%	
EMPLOYEE PAYOFF	1000-31-3101-000000-601070	$0.00	$36,074.34	$0.00	0%	
REGULAR SALARIES	1000-31-3102-000000-601010	$0.00	$4,511.47	$0.00	0%	
REGULAR SALARIES	1000-31-3105-000000-601010	$0.00	$14,118.33	$0.00	0%	
PART TIME - REGULAR	1000-31-3105-000000-601020	$0.00	$1,950.75	$0.00	0%	
OVERTIME	1000-31-3105-000000-601030	$0.00	$0.00	$348.00	N/A	
REGULAR SALARIES	1000-31-3106-000000-601010	$0.00	$8,846.71	$0.00	0%	

Name	Account ID	FY2022 Amended Budget	FY2022 Actual	FY2023 Budgeted	FY2022 Amended Budget vs. FY2023 Budgeted (% Change)	Notes
PART TIME - REGULAR	1000-31-3106-000000-601020	$0.00	$1,404.00	$0.00	0%	
OVERTIME	1000-31-3106-000000-601030	$0.00	$0.00	$176.00	N/A	
REGULAR SALARIES	1000-31-3107-000000-601010	$0.00	$2,033.80	$0.00	0%	
PART TIME - REGULAR	1000-31-3107-000000-601020	$0.00	$684.00	$0.00	0%	
REGULAR SALARIES	1000-31-3108-000000-601010	$0.00	$3,388.69	$0.00	0%	
PART TIME - REGULAR	1000-31-3108-000000-601020	$0.00	$366.75	$0.00	0%	
REGULAR SALARIES	1000-31-3111-000000-601010	$0.00	$4,640.83	$0.00	0%	
PART TIME - REGULAR	1000-31-3111-000000-601020	$0.00	$279.00	$0.00	0%	
Total Salaries and Wages:		**$2,210,465.00**	**$1,775,780.64**	**$2,451,293.00**	**10.9%**	
Employee Benefits						
GF-LIBADMN -GROUP HEALTH	1000-31-3101-000000-612101	$307,882.00	$246,305.30	$328,467.00	6.7%	
GF-LIBADMN -GROUP LIFE	1000-31-3101-000000-612102	$1,537.00	$1,208.01	$1,694.00	10.2%	
GF-LIBADMN -SOC SEC-MEDIC	1000-31-3101-000000-612200	$169,101.00	$127,748.33	$187,485.00	10.9%	
GF-LIBADMN -PENSION-	1000-31-3101-000000-612300	$295,293.00	$233,103.05	$322,273.00	9.1%	
GF-LIBADMN -WORK COMP	1000-31-3101-000000-612600	$18,772.00	$14,983.05	$20,874.00	11.2%	
GF-LIBPERI -GROUP HEALTH	1000-31-3102-000000-612101	$0.00	$577.29	$0.00	0%	
GF-LIBPERI -GROUP LIFE	1000-31-3102-000000-612102	$0.00	$3.00	$0.00	0%	
GF-LIBPERI -SOC SEC-MEDIC	1000-31-3102-000000-612200	$0.00	$302.79	$0.00	0%	
GF-LIBPERI -PENSION-	1000-31-3102-000000-612300	$0.00	$676.72	$0.00	0%	
GF-LIBPERI -WORK COMP	1000-31-3102-000000-612600	$0.00	$39.81	$0.00	0%	
GF-LIBCIRC -GROUP HEALTH	1000-31-3105-000000-612101	$0.00	$2,822.30	$0.00	0%	
GF-LIBCIRC -GROUP LIFE	1000-31-3105-000000-612102	$0.00	$12.99	$0.00	0%	
GF-LIBCIRC -SOC SEC-MEDIC	1000-31-3105-000000-612200	$0.00	$1,207.63	$27.00	N/A	
GF-LIBCIRC -PENSION-	1000-31-3105-000000-612300	$0.00	$2,117.76	$52.00	N/A	

Name	Account ID	FY2022 Amended Budget	FY2022 Actual	FY2023 Budgeted	FY2022 Amended Budget vs. FY2023 Budgeted (% Change)	Notes
GF-LIBCIRC -WORK COMP	1000-31-3105-000000-612600	$0.00	$148.79	$18.00	N/A	
GF-LIBWWAC -GROUP HEALTH	1000-31-3106-000000-612101	$0.00	$1,539.44	$0.00	0%	
GF-LIBWWAC -GROUP LIFE	1000-31-3106-000000-612102	$0.00	$6.47	$0.00	0%	
GF-LIBWWAC -SOC SEC-MEDIC	1000-31-3106-000000-612200	$0.00	$740.94	$13.00	N/A	
GF-LIBWWAC -PENSION-	1000-31-3106-000000-612300	$0.00	$1,327.00	$26.00	N/A	
GF-LIBWWAC -WORK COMP	1000-31-3106-000000-612600	$0.00	$90.43	$9.00	N/A	
GF-LIBEWAC -GROUP HEALTH	1000-31-3107-000000-612101	$0.00	$384.86	$0.00	0%	
GF-LIBEWAC -GROUP LIFE	1000-31-3107-000000-612102	$0.00	$1.85	$0.00	0%	
GF-LIBEWAC -SOC SEC-MEDIC	1000-31-3107-000000-612200	$0.00	$206.32	$0.00	0%	
GF-LIBEWAC -PENSION-	1000-31-3107-000000-612300	$0.00	$305.07	$0.00	0%	
GF-LIBEWAC -WORK COMP	1000-31-3107-000000-612600	$0.00	$23.98	$0.00	0%	
GF-LIBSWAC -GROUP HEALTH	1000-31-3108-000000-612101	$0.00	$577.29	$0.00	0%	
GF-LIBSWAC -GROUP LIFE	1000-31-3108-000000-612102	$0.00	$2.98	$0.00	0%	
GF-LIBSWAC -SOC SEC-MEDIC	1000-31-3108-000000-612200	$0.00	$283.07	$0.00	0%	
GF-LIBSWAC -PENSION-	1000-31-3108-000000-612300	$0.00	$508.30	$0.00	0%	
GF-LIBSWAC -WORK COMP	1000-31-3108-000000-612600	$0.00	$33.13	$0.00	0%	
GF-LIBTECH -GROUP HEALTH	1000-31-3111-000000-612101	$0.00	$962.15	$0.00	0%	
GF-LIBTECH -GROUP LIFE	1000-31-3111-000000-612102	$0.00	$4.47	$0.00	0%	
GF-LIBTECH -SOC SEC-MEDIC	1000-31-3111-000000-612200	$0.00	$363.84	$0.00	0%	
GF-LIBTECH -PENSION-	1000-31-3111-000000-612300	$0.00	$696.12	$0.00	0%	
GF-LIBTECH -WORK COMP	1000-31-3111-000000-612600	$0.00	$43.40	$0.00	0%	
Total Employee Benefits:		**$792,585.00**	**$639,357.93**	**$860,938.00**	**8.6%**	
Purchased Professional and Technical Services						
GF-LIBADMN -SPEC SVC	1000-31-3101-000000-623100	$135,700.00	$131,538.05	$143,161.00	5.5%	

Name	Account ID	FY2022 Amended Budget	FY2022 Actual	FY2023 Budgeted	FY2022 Amended Budget vs. FY2023 Budgeted (% Change)	Notes
GF-LIBRARY ADMN-SPEC SVC-TEMPS	1000-31-3101-000000-623105	$0.00	$8,917.32	$0.00	0%	
GF-LIBADMN -IT SERVICES	1000-31-3101-000000-623106	$0.00	$0.00	$593,845.00	N/A	
GF-LIBPERI -SPEC SVC	1000-31-3102-000000-623100	$1,152.00	$824.41	$1,152.00	0%	
GF-LIBCIRC -SPECIAL SVC	1000-31-3105-000000-623100	$1,481.00	$826.02	$1,530.00	3.3%	
GF-LIBCIRC -IT SERVICES	1000-31-3105-000000-623106	$0.00	$0.00	$6,127.00	N/A	
GF-LIBWWAC -SPEC SVC	1000-31-3106-000000-623100	$1,480.00	$3,967.87	$1,665.00	12.5%	
GF-LIBWWAC -IT SERVICES	1000-31-3106-000000-623106	$0.00	$0.00	$10,554.00	N/A	
GF-LIBEWAC -SPEC SVC	1000-31-3107-000000-623100	$660.00	$1,731.39	$660.00	0%	
GF-LIBEWAC -IT SERVICES	1000-31-3107-000000-623106	$0.00	$0.00	$2,382.00	N/A	
GF-LIBSWAC -SPEC SVC	1000-31-3108-000000-623100	$660.00	$769.21	$660.00	0%	
GF-LIBSWAC -IT SERVICES	1000-31-3108-000000-623106	$0.00	$0.00	$2,382.00	N/A	
GF-LIBTECH -SPEC SVC	1000-31-3111-000000-623100	$21,210.00	$20,580.28	$21,210.00	0%	
Total Purchased Professional and Technical Services:		**$162,343.00**	**$169,154.55**	**$785,328.00**	**383.7%**	
Purchased Property Services						
GF-LIBCIRC -UTIL SVC - WATER	1000-31-3105-000000-634101	$4,422.00	$4,597.85	$5,200.00	17.6%	
GF-LIBCIRC -UTIL SVC-REFUSE	1000-31-3105-000000-634102	$1,632.00	$1,638.23	$1,998.00	22.4%	
GF-LIBCIRC -UTIL SVC-SEWER	1000-31-3105-000000-634103	$5,967.00	$5,740.25	$6,600.00	10.6%	
GF-LIBWWAC -UTIL SVC - WATER	1000-31-3106-000000-634101	$1,980.00	$1,725.48	$2,750.00	38.9%	
GF-LIBWWAC -UTIL SVC-REFUSE	1000-31-3106-000000-634102	$1,380.00	$1,362.68	$1,665.00	20.7%	
GF-LIBWWAC -UTIL SVC-SEWER	1000-31-3106-000000-634103	$1,452.00	$1,329.98	$2,100.00	44.6%	
GF-LIBEWACO -UTIL SVC - WATER	1000-31-3107-000000-634101	$2,865.00	$1,771.29	$2,500.00	-12.7%	
GF-LIBEWAC -UTIL SVC-REFUSE	1000-31-3107-000000-634102	$912.00	$909.48	$1,332.00	46.1%	
GF-LIBEWAC -UTIL SVC-SEWER	1000-31-3107-000000-634103	$2,046.00	$605.00	$1,000.00	-51.1%	
GF-LIBSWAC -UTIL SVC - WATER	1000-31-3108-000000-634101	$5,980.00	$2,995.34	$4,500.00	-24.7%	

Name	Account ID	FY2022 Amended Budget	FY2022 Actual	FY2023 Budgeted	FY2022 Amended Budget vs. FY2023 Budgeted (% Change)	Notes
GF-LIBSWAC -UTIL SVC-REFUSE	1000-31-3108-000000-634102	$684.00	$617.21	$888.00	29.8%	
GF-LIBSWAC -UTIL SVC-SEWER	1000-31-3108-000000-634103	$819.00	$510.16	$900.00	9.9%	
Total Purchased Property Services:		**$30,139.00**	**$23,802.95**	**$31,433.00**	**4.3%**	
Maintenance						
GF-LIBADMN -MAINT - SIGNS&MARK	1000-31-3101-000000-644711	$0.00	$5,865.00	$0.00	0%	
GF-LIBADMN -MAINT - EQUIP	1000-31-3101-000000-644801	$0.00	$214.45	$0.00	0%	
GF-LIBADMN -MAINT - VEH PARTS	1000-31-3101-000000-644803	$2,341.00	$354.75	$370.00	-84.2%	
GF-LIBADMN -MAINT-VEH-OUTSIDE	1000-31-3101-000000-644805	$500.00	$55.00	$366.00	-26.8%	
GF-LIBADMN -MAINT - VEH - MISC	1000-31-3101-000000-644810	$54.95	$54.95	$150.00	173%	
GF-LIBADMN -MAINT - OTHER	1000-31-3101-000000-644815	$130,928.00	$127,500.25	$72,183.00	-44.9%	
GF-LIBADMN-MAINT-FLEET SVC	1000-31-3101-000000-644825	$1,239.00	$1,032.50	$0.00	-100%	
GF-LIBPERI -MAINT - EQUIP	1000-31-3102-000000-644801	$1,385.00	$1,309.60	$1,450.00	4.7%	
GF-LIBCIRC -MAINT - EQUIP	1000-31-3105-000000-644801	$15,924.00	$13,000.40	$16,471.00	3.4%	
GF-LIBCIRC -MAINT - VEH - MISC	1000-31-3105-000000-644810	$54.95	$54.95	$59.00	7.4%	
GF-LIBCIRC -MAINT - OTHER	1000-31-3105-000000-644815	$480.00	$480.00	$1,605.00	234.4%	
GF-LIBWWAC -MAINT - SIGNS&MARK	1000-31-3106-000000-644711	$78.23	$78.23	$0.00	-100%	
GF-LIBWWAC -MAINT - EQUIP	1000-31-3106-000000-644801	$17,198.00	$12,430.83	$17,698.00	2.9%	
GF-LIBWWAC -MAINT - OTHER	1000-31-3106-000000-644815	$1,863.00	$0.00	$2,143.00	15%	
GF-LIBEWAC -MAINT - EQUIP	1000-31-3107-000000-644801	$2,448.00	$700.05	$4,128.00	68.6%	
GF-LIBEWAC -MAINTENANCE - OTHER	1000-31-3107-000000-644815	$1,391.00	$908.60	$1,516.00	9%	
GF-LIBSWAC -MAINT - SIGNS&MARK	1000-31-3108-000000-644711	$0.00	$13.49	$0.00	0%	
GF-LIBSWAC -MAINT - EQUIP	1000-31-3108-000000-644801	$2,264.00	$500.28	$3,016.00	33.2%	
GF-LIBSWAC -MAINTENANCE - OTHER	1000-31-3108-000000-644815	$695.00	$743.40	$1,270.00	82.7%	
GF-LIBTECH -MAINT - BOOKS	1000-31-3111-000000-644808	$12,000.00	$9,065.36	$12,400.00	3.3%	

Name	Account ID	FY2022 Amended Budget	FY2022 Actual	FY2023 Budgeted	FY2022 Amended Budget vs. FY2023 Budgeted (% Change)	Notes
Total Maintenance:		**$190,844.13**	**$174,362.09**	**$134,825.00**	**-29.4%**	
Other Purchased Services						
GF-LIBADMN -INSUR - PROPERTY	1000-31-3101-000000-655100	$29,723.00	$29,723.00	$38,402.00	29.2%	
GF-LIBADMN -INSUR - AUTO LIAB	1000-31-3101-000000-655200	$499.00	$499.00	$723.00	44.9%	
GF-LIBADMN -INSUR - GEN LIAB	1000-31-3101-000000-655300	$1,891.00	$1,891.00	$4,273.00	126%	
GF-LIBADMN - COMMUNICATIONS	1000-31-3101-000000-655600	$14,940.00	$1,385.22	$14,940.00	0%	
GF-LIBADMN -CELL PHONES	1000-31-3101-000000-655602	$1,258.91	$1,499.99	$1,058.00	-16%	
GF-LIBADMN -ADVERTISING	1000-31-3101-000000-655700	$11,700.00	$2,834.07	$11,700.00	0%	
GF-LIBADMN -ADVERT-PROMO	1000-31-3101-000000-655701	$950.01	$390.00	$1,000.00	5.3%	
GF-LIBADMN -TRAVEL&TRAIN	1000-31-3101-000000-655800	$4,703.00	$264.05	$4,918.00	4.6%	
GF-LIBADMN -DUES AND MEMB	1000-31-3101-000000-655850	$2,903.00	$4,072.00	$2,633.00	-9.3%	
GF-LIBADMN -OTH PURCHSVC-EQUIP	1000-31-3101-000000-655901	$26,390.00	$17,856.94	$25,100.00	-4.9%	
GF-LIBPERI -INSUR - GEN LIAB	1000-31-3102-000000-655300	$1,302.00	$1,302.00	$10.00	-99.2%	
GF-LIBPERI -COMMUNICATIONS	1000-31-3102-000000-655600	$120.00	$47.16	$120.00	0%	
GF-LIBPERI -TRAVEL&TRAIN	1000-31-3102-000000-655800	$1,835.90	$1,721.94	$2,215.00	20.6%	
GF-LIBPERI -DUES AND MEMB	1000-31-3102-000000-655850	$420.00	$60.00	$340.00	-19%	
GF-LIBPERI -OTH PURCHSVC-EQUIP	1000-31-3102-000000-655901	$125.00	$0.00	$125.00	0%	
GF-LIBCIRC -INSUR - GEN LIAB	1000-31-3105-000000-655300	$7,545.00	$7,545.00	$145.00	-98.1%	
GF-LIBCIRC -COMMUNICATIONS	1000-31-3105-000000-655600	$1,056.00	$1,516.28	$1,056.00	0%	
GF-LIBCIRC -TRAVEL&TRAIN	1000-31-3105-000000-655800	$2,078.08	$440.13	$6,450.00	210.4%	
GF-LIBCIRC -DUES AND MEMB	1000-31-3105-000000-655850	$545.00	$67.00	$745.00	36.7%	
GF-LIBCIRC -OTH PURCHSVC-EQUIP	1000-31-3105-000000-655901	$300.00	$0.00	$300.00	0%	
GF-LIBWWAC -INSUR - GEN LIAB	1000-31-3106-000000-655300	$1,922.00	$1,922.00	$96.00	-95%	
GF-LIBWWAC - COMMUNICATIONS	1000-31-3106-000000-655600	$2,988.00	$3,448.52	$2,988.00	0%	

Name	Account ID	FY2022 Amended Budget	FY2022 Actual	FY2023 Budgeted	FY2022 Amended Budget vs. FY2023 Budgeted (% Change)	Notes
GF-LIBWWAC -TRAVEL&TRAIN	1000-31-3106-000000-655800	$3,430.03	$219.00	$4,340.00	26.5%	
GF-LIBWWAC -DUES AND MEMB	1000-31-3106-000000-655850	$363.00	$153.00	$363.00	0%	
GF-LIBWWAC -OTH PURCHSVC-EQUIP	1000-31-3106-000000-655901	$100.00	$0.00	$100.00	0%	
GF-LIBEWAC -INSUR - GEN LIAB	1000-31-3107-000000-655300	$1,492.00	$1,492.00	$42.00	-97.2%	
GF-LIBEWAC -COMMUNICATIONS	1000-31-3107-000000-655600	$444.00	$604.57	$444.00	0%	
GF-LIBEWAC -TRAVEL&TRAIN	1000-31-3107-000000-655800	$841.64	$0.00	$1,895.00	125.2%	
GF-LIBEWAC -DUES AND MEMB	1000-31-3107-000000-655850	$160.00	$192.00	$160.00	0%	
GF-LIBEWAC -OTH PURCHSVC-EQUIP	1000-31-3107-000000-655901	$132.00	$0.00	$100.00	-24.2%	
GF-LIBSWAC -INSUR - GEN LIAB	1000-31-3108-000000-655300	$1,492.00	$1,492.00	$43.00	-97.1%	
GF-LIBSWAC -COMMUNICATIONS	1000-31-3108-000000-655600	$504.00	$604.57	$504.00	0%	
GF-LIBSWAC -TRAVEL&TRAIN	1000-31-3108-000000-655800	$1,979.37	$0.00	$2,230.00	12.7%	
GF-LIBSWAC -DUES AND MEMB	1000-31-3108-000000-655850	$182.00	$164.00	$182.00	0%	
GF-LIBSWAC -OTH PURCHSVC-EQUIP	1000-31-3108-000000-655901	$100.00	$0.00	$100.00	0%	
GF-LIBTECH -INSUR - GEN LIAB	1000-31-3111-000000-655300	$2,796.00	$2,796.00	$932.00	-66.7%	
GF-LIBTECH -COMMUNICATIONS	1000-31-3111-000000-655600	$120.00	$47.16	$120.00	0%	
GF-LIBTECH -TRAVEL&TRAIN	1000-31-3111-000000-655800	$1,895.00	$497.63	$2,110.00	11.3%	
GF-LIBTECH -DUES AND MEMB	1000-31-3111-000000-655850	$270.00	$145.00	$170.00	-37%	
Total Other Purchased Services:		**$131,495.94**	**$86,892.23**	**$133,172.00**	**1.3%**	
Supplies						
GF-LIBADMN -SUPPL - OFFICE	1000-31-3101-000000-666101	$10,144.60	$3,050.30	$9,230.00	-9%	
GF-LIBADMN -SUPPL-MINOR TOOLS	1000-31-3101-000000-666102	$657.55	$1,007.15	$100.00	-84.8%	
GF-LIBADMN -SUPPL - NON-EXPEND	1000-31-3101-000000-666103	$2,119.08	$10,245.53	$3,000.00	41.6%	
GF-LIBADMN -SUPPL-CHEMIC&MEDIC	1000-31-3101-000000-666106	$178.92	$225.47	$50.00	-72.1%	
GF-LIBADMN -SUPPL-JANITOR/MECH	1000-31-3101-000000-666107	$313.33	$404.65	$200.00	-36.2%	

Name	Account ID	FY2022 Amended Budget	FY2022 Actual	FY2023 Budgeted	FY2022 Amended Budget vs. FY2023 Budgeted (% Change)	Notes
GF-LIBADMN-SUPPL-BOOKS&PUBL	1000-31-3101-000000-666109	$49.49	$49.49	$0.00	-100%	
GF-LIBADMN -SUPPL - OTHER	1000-31-3101-000000-666110	$9,953.16	$5,679.22	$14,570.00	46.4%	
GF-LIBADMN -FUEL&LUBR -UNLEAD	1000-31-3101-000000-666301	$0.00	$258.24	$122.00	N/A	
GF-LIBADMN -FUEL&LUB-DIESEL	1000-31-3101-000000-666302	$1,597.00	$1,479.58	$2,393.00	49.8%	
GF-LIBADMN -FUEL&LUBR -LUBRS	1000-31-3101-000000-666303	$100.00	$0.00	$0.00	-100%	
GF-LIBADMN -FLT SVC ALLOC.	1000-31-3101-000000-666825	$56.00	$46.70	$1,227.00	2,091.1%	
GF-LIBPERI -SUPPL - OFFICE	1000-31-3102-000000-666101	$945.00	$516.29	$945.00	0%	
GF-LIBPERI -SUPPL-MINOR TOOLS	1000-31-3102-000000-666102	$50.00	$213.16	$50.00	0%	
GF-LIBPERI -SUPPL - NON-EXPEND	1000-31-3102-000000-666103	$59.10	$59.10	$250.00	323%	
GF-LIBPERI -SUPPL-CHEMIC&MEDIC	1000-31-3102-000000-666106	$25.00	$22.89	$25.00	0%	
GF-LIBPERI -SUPPL-JANITOR/MECH	1000-31-3102-000000-666107	$100.00	$107.84	$100.00	0%	
GF-LIBPERI -SUPPL - OTHER	1000-31-3102-000000-666110	$525.00	$357.26	$525.00	0%	
GF-LIBCIRC -SUPPL - OFFICE	1000-31-3105-000000-666101	$6,398.41	$2,753.70	$7,080.00	10.7%	
GF-LIBCIRC -SUPPL-MINOR TOOLS	1000-31-3105-000000-666102	$100.00	$992.34	$100.00	0%	
GF-LIBCIRC -SUPPL - NON-EXPEND	1000-31-3105-000000-666103	$3,661.03	$7,182.45	$1,500.00	-59%	
GF-LIBCIRC -SUPPL-CHEMIC&MEDIC	1000-31-3105-000000-666106	$156.53	$171.08	$50.00	-68.1%	
GF-LIBCIRC -SUPPL-JANITOR/MECH	1000-31-3105-000000-666107	$339.00	$738.34	$200.00	-41%	
GF-LIBCIRC -SUPPL - OTHER	1000-31-3105-000000-666110	$3,625.00	$4,130.32	$2,320.00	-36%	
GF-LIBCIRC -ENERGY-HEAT&FUEL	1000-31-3105-000000-666201	$13,000.00	$13,337.67	$14,338.00	10.3%	
GF-LIBCIRC -ENERGY -ELECTRIC	1000-31-3105-000000-666202	$46,400.00	$38,884.72	$45,559.00	-1.8%	
GF-LIBWWAC -SUPPL - OFFICE	1000-31-3106-000000-666101	$5,884.01	$1,948.66	$6,323.00	7.5%	
GF-LIBWWAC -SUPPL-MINOR TOOLS	1000-31-3106-000000-666102	$50.00	$182.23	$50.00	0%	
GF-LIBWWAC -SUPPL - NON-EXPEND	1000-31-3106-000000-666103	$362.24	$2,235.39	$1,500.00	314.1%	
GF-LIBWWAC -SUPPL-CHEMIC&MEDIC	1000-31-3106-000000-666106	$50.00	$45.96	$50.00	0%	

Name	Account ID	FY2022 Amended Budget	FY2022 Actual	FY2023 Budgeted	FY2022 Amended Budget vs. FY2023 Budgeted (% Change)	Notes
GF-LIBWWAC -SUPPL-JANITOR/MECH	1000-31-3106-000000-666107	$195.49	$317.03	$200.00	2.3%	
GF-LIBWWAC -SUPPL - OTHER	1000-31-3106-000000-666110	$3,125.00	$1,576.49	$3,125.00	0%	
GF-LIBWWAC -ENERGY - ELECTRIC	1000-31-3106-000000-666202	$32,500.00	$23,863.15	$31,310.00	-3.7%	
GF-LIBEWAC -SUPPL - OFFICE	1000-31-3107-000000-666101	$2,235.63	$1,808.80	$2,299.00	2.8%	
GF-LIBEWAC -SUPPL-MINOR TOOLS	1000-31-3107-000000-666102	$90.73	$454.77	$50.00	-44.9%	
GF-LIBEWAC -SUPPL - NON-EXPEND	1000-31-3107-000000-666103	$975.65	$2,861.00	$500.00	-48.8%	
GF-LIBEWAC -SUPPL-CHEMIC&MEDIC	1000-31-3107-000000-666106	$59.97	$59.97	$50.00	-16.6%	
GF-LIBEWAC -SUPPL-JANITOR/MECH	1000-31-3107-000000-666107	$56.38	$84.73	$100.00	77.4%	
GF-LIBEWAC -SUPPL - OTHER	1000-31-3107-000000-666110	$2,610.00	$1,142.30	$2,450.00	-6.1%	
GF-LIBEWAC -ENERGY-HEAT&FUEL	1000-31-3107-000000-666201	$2,900.00	$1,333.20	$1,557.00	-46.3%	
GF-LIBEWAC -ENERGY - ELECTRIC	1000-31-3107-000000-666202	$11,100.00	$8,394.63	$8,750.00	-21.2%	
GF-LIBSWAC -SUPPL - OFFICE	1000-31-3108-000000-666101	$1,820.00	$1,209.08	$1,964.00	7.9%	
GF-LIBSWAC -SUPPL-MINOR TOOLS	1000-31-3108-000000-666102	$78.15	$78.15	$50.00	-36%	
GF-LIBSWAC -SUPPL - NON-EXPEND	1000-31-3108-000000-666103	$1,063.47	$3,365.13	$500.00	-53%	
GF-LIBSWAC -SUPPL-CHEMIC&MEDIC	1000-31-3108-000000-666106	$50.00	$45.87	$50.00	0%	
GF-LIBSWAC -SUPPL-JANITOR/MECH	1000-31-3108-000000-666107	$100.00	$172.39	$200.00	100%	
GF-LIBSWAC -SUPPL - OTHER	1000-31-3108-000000-666110	$1,554.01	$813.52	$2,450.00	57.7%	
GF-LIBSWAC -ENERGY - ELECTRIC	1000-31-3108-000000-666202	$14,100.00	$8,828.99	$10,067.00	-28.6%	
GF-LIBTECH -SUPPL - OFFICE	1000-31-3111-000000-666101	$31,920.00	$15,306.86	$34,690.00	8.7%	
GF-LIBTECH -SUPPL-MINOR TOOLS	1000-31-3111-000000-666102	$20.00	$9.93	$20.00	0%	
GF-LIBTECH -SUPPL - NON-EXPEND	1000-31-3111-000000-666103	$0.00	$689.45	$2,000.00	N/A	
GF-LIBTECH -SUPPL-CHEMIC&MEDIC	1000-31-3111-000000-666106	$20.00	$0.00	$20.00	0%	
GF-LIBTECH -SUPPL-JANITOR/MECH	1000-31-3111-000000-666107	$20.00	$26.20	$40.00	100%	
GF-LIBTECH -SUPPL-BOOKS&PUBL	1000-31-3111-000000-666109	$692,602.14	$602,683.21	$704,200.00	1.7%	

Name	Account ID	FY2022 Amended Budget	FY2022 Actual	FY2023 Budgeted	FY2022 Amended Budget vs. FY2023 Budgeted (% Change)	Notes
SUPPLIES - OTHER	1000-31-3111-000000-666110	$0.00	$2.54	$0.00	0%	
Total Supplies:		**$906,096.07**	**$771,453.12**	**$918,499.00**	**1.4%**	
Other Operating Expenses						
GF-LIBADMN -OTH EXP-BANK CHG	1000-31-3101-000000-678328	$1,500.00	$1,561.02	$1,800.00	20%	
Total Other Operating Expenses:		**$1,500.00**	**$1,561.02**	**$1,800.00**	**20%**	
Total Expense Objects:		**$4,425,468.14**	**$3,642,364.53**	**$5,317,288.00**	**20.2%**	

Parks and Recreation

Mission
To provide excellent community services by maintaining an accessible, attractive, safe system of parks, open spaces and facilities to promote recreational and educational opportunities to be enjoyed by local residents and visitors to Waco

Departmental Overview
The Parks and Recreation Department provides services that sustain and actively enhance the livability and quality of life for residents of Waco and the surrounding region.

Divisions and FTEs
Parks Planning & Assets, Parks Maintenance & Operations, Community Engagement, Recreation Facilities & Programs, and Cottonwood Creek Golf Course: 133.1322 FTEs

Programs of Service
The Parks and Recreation Department consists of five primary divisions, which include 11 areas of service for the community of Waco.The department's administrative staff oversees budgeting, human resources and purchasing activities, along with contractual agreements, facility rentals, and the City of Waco Youth Council.

Parks Planning and Assets

This division includes Park Development and the Waco Mammoth National Monument. Park Development utilizes the Parks, Recreation and Open Space Master Plan to guide activities such as project management, property acquisition and development, park construction and renovation, trail management and landscape architecture. Current priorities include the Waco Suspension Bridge Rehabilitation Project and the Trails Connectivity Master Plan, along with community and neighborhood park development and enhancements. In cooperation with the National Park Service, Baylor University and the Waco Mammoth Foundation, staff manage the Waco Mammoth National Monument. This Park attracts visitors from across the world annually, while focusing on education and preservation through guided tours, field trips, distance learning and community events.

Parks Maintenance and Operations

The Parks Maintenance and Operations Division consists of three primary sections that include Mowing/Litter Collections, Trees and Landscaping, and Irrigation/Construction/Events. The division maintains approximately 3,400 acres of parkland and open spaces, which includes more than 80 parks and sports venues, municipal building landscapes, medians, rights-of-way, and creeks. The Lake Brazos corridor maintenance program continues to focus on an improved appearance throughout the downtown corridor that enhances the image that the community presents to visitors and residents.

Community Engagement

The Community Engagement Division includes the department's activities regarding community events and partnerships, marketing and media relations and Park Ranger operations. The staff oversees the city's Events Committee and ordinances, as well as the department's promotions and social media accounts. It also produces the Brazos Nights concert series in Downtown Waco, Fourth on the Brazos Celebration, Pints in the Park and Waco Wonderland. Staff also facilitates more than 150 community events each year, such as the Magnolia Silo District Marathon and,Silobration, Ironman Waco 70.3, and the Waco Cultural Arts Festival. The city's Park Rangers focus on Brazos River Corridor land, trail and water patrols, along with park safety programs. Rangers act as ambassadors for the city and promote park stewardship through outdoor programming and service projects with volunteers.

Recreation Facilities and Programs

This division features the department's athletic programs, sports venues, and community centers. The Athletics staff provides youth and adult programs such as basketball, flag football, softball, soccer, and track and field. Responsibilities also include the management of all city sports fields, Hart-Patterson Track and Field Complex, HOT Soccer Fields, and Riverbend Park, which has a significant economic impact by hosting baseball and fast pitch softball tournaments as well as private rentals. The city's community centers service a wide range of age groups with equitable programming and recreational opportunities. Locations include Bledsoe-Miller, Dewey and South Waco Community Centers. These facilities operate after-

school programs and summer camps, and include meeting rooms, computer labs, fitness areas and gyms. The department also collaborates with Central Texas Senior Ministries to offer senior programming at the Harrison Center and Sul Ross Center.

Cottonwood Creek Golf Course

Cottonwood Creek Golf Course provides a high-quality golf experience at an affordable cost for golfers. The site features an 18-hole championship golf course, a 9-hole junior course, a practice putting green, a chipping area, and a driving range. In addition, Cottonwood Creek operates a Pro Shop, and offers custom club fittings, club repair services and a snack bar. The course is home to the Starburst Junior Golf Classic Tournament, multiple high school golf teams, and accommodates several golf leagues. Cottonwood Creek hosts up to 100 regional and state tournaments annually.

FY 22 Accomplishments

- Awarded Waco Suspension Bridge Rehabilitation contract and began project construction.
- Awarded and completed construction on Trail Blazer Park Improvements Project.
- Completed Greenwood Cemetery Improvements Project.
- Maintained a high level of service, including litter removal and park beautification, while supporting citywide efforts to assist the community during the COVID-19 pandemic and multiple weather-related crises.
- Multiple public-facing areas of the department pivoted during the COVID-19 pandemic to provide virtual and socially distanced programs, services, and events.
- Attractions such as Cameron Park and Cottonwood Creek Golf Course experienced overall increased visitation.

FY 23 Objectives

- Develop a plan for online commerce for reservations and registrations.
- Continue implementing Park Development Management Strategy and Tracking System.
- Enhance equitable, adaptive, and health-based recreation programs.
- Continue strategic planning and implement tactics to develop regional park destinations and enhance the quality of neighborhood parks.
- Create a culture of quality customer service by providing community experiences through exemplary programming.

Performance Measures

Strategic Goal: Enhance Quality of Life	
Performance Indicators	Proposed FY 2022-2023
Average Close Time for Work Orders	1.2 Days
Revenue from Rent-Real Estate	$316,000
Revenue from Recreation Programs	$325,000

Department Diversity
By Race/Ethnicity and Gender

	American Indian/Alaskan Native	Hispanic or Latino	Asian	Black or African American	Native Hawaiian or Pacific Islander	White	Two or More Races		Male	Female
City of Waco Population*	0.4%	31.8%	2.2%	20.6%	0.1%	43.7%	6.4%		48.4%	51.6%
City Organization	1%	19%	1%	10%	0%	67%	2%		64%	36%
Parks & Recreation	1%	34%	1%	24%	0%	39%	1%		68%	32%

*U.S.Census Bureau: https://www.census.gov/quickfacts/wacocitytexas

Expenditures Summary

The FY23 budget for Parks and Recreation follows the FY22 submission, which included the process of creating a base budget. Due to the impact of COVID-19, many of the department's services and programs were interrupted and full expenditures were not achieved. Utilizing three-averages and projecting a rebound from the pandemic, most of the budget projections remained consistent. Base budget adjustments for operations include increases for additional programming,

recreation software, and to cover price increases in supplies to maintain service levels. Funding was also granted for salary and benefit increases. Three budget requests were approved to augment park services. These requests include a Sr. Park Maintenance worker to improve facilities during the weekend. Park equipment was also included to assist in landscaping and maintenance of green spaces. The final budget request is for an Open Space Master plan to improve strategic planning and long-term improvements to the park system.

$16,296,997 **$3,957,339**
(32.07% vs. prior year)

Parks and Recreation Proposed and Historical Budget vs. Actual

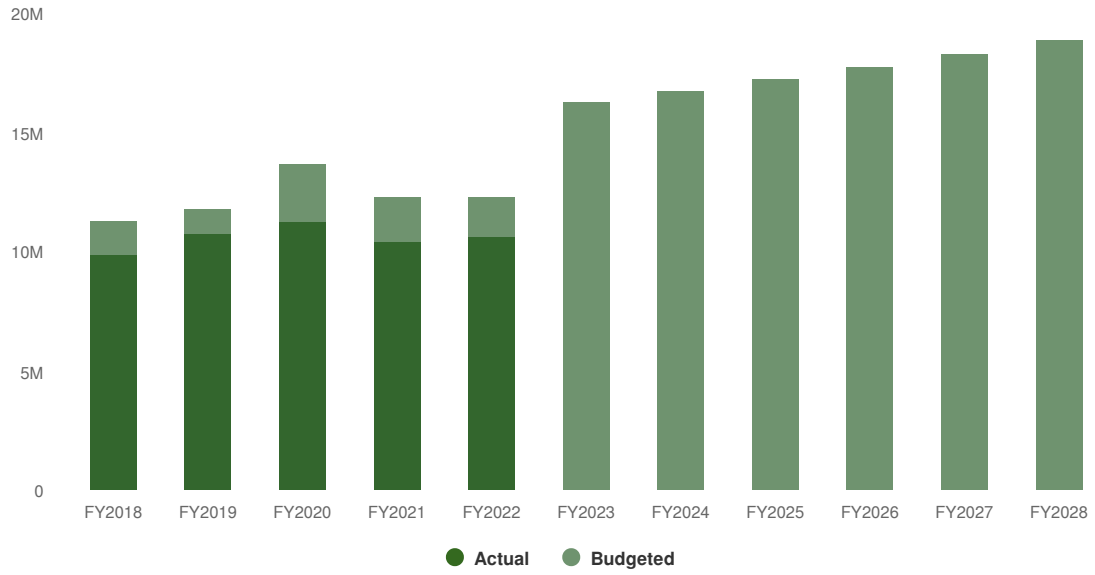

Expenditures by Fund

2023 Expenditures by Fund

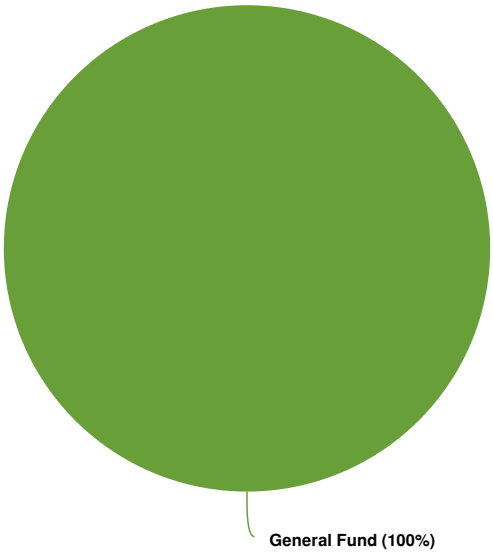

Budgeted and Historical 2023 Expenditures by Fund

Grey background indicates budgeted figures.

Name	Account ID	FY2022 Amended Budget	FY2022 Actual	FY2023 Budgeted	FY2022 Amended Budget vs. FY2023 Budgeted (% Change)	Notes
General Fund						
GENERAL FUND						
REGULAR SALARIES	1000-32-3201-000000-601010	$749,010.00	$636,794.59	$948,111.00	26.6%	
PART TIME - REGULAR	1000-32-3201-000000-601020	$4,200.00	$0.00	$0.00	-100%	
OVERTIME	1000-32-3201-000000-601030	$3,500.00	$3,261.48	$2,587.00	-26.1%	
EMPLOYEE PAYOFF	1000-32-3201-000000-601070	$0.00	$7,350.39	$0.00	0%	
REGULAR SALARIES	1000-32-3202-000000-601010	$2,591,316.00	$1,988,549.38	$3,009,731.00	16.1%	
PART TIME - REGULAR	1000-32-3202-000000-601020	$21,300.00	$19,092.75	$31,418.00	47.5%	
OVERTIME	1000-32-3202-000000-601030	$12,500.00	$21,700.30	$10,290.00	-17.7%	
EMPLOYEE PAYOFF	1000-32-3202-000000-601070	$0.00	$7,738.58	$0.00	0%	
REGULAR SALARIES	1000-32-3205-000000-601010	$0.00	$10,755.82	$0.00	0%	
OVERTIME	1000-32-3205-000000-601030	$0.00	$114.76	$2,486.00	N/A	
REGULAR SALARIES	1000-32-3206-000000-601010	$0.00	$1,716.00	$0.00	0%	
OVERTIME	1000-32-3206-000000-601030	$0.00	$62.24	$2,840.00	N/A	
REGULAR SALARIES	1000-32-3207-000000-601010	$273,510.00	$147,488.59	$332,101.00	21.4%	
PART TIME - REGULAR	1000-32-3207-000000-601020	$43,000.00	$2,435.92	$46,713.00	8.6%	
OVERTIME	1000-32-3207-000000-601030	$5,000.00	$2,835.57	$1,662.00	-66.8%	
EMPLOYEE PAYOFF	1000-32-3207-000000-601070	$0.00	$28,520.18	$0.00	0%	
REGULAR SALARIES	1000-32-3208-000000-601010	$210,963.00	$157,639.86	$231,417.00	9.7%	
PART TIME - REGULAR	1000-32-3208-000000-601020	$94,200.00	$82,157.25	$104,177.00	10.6%	
OVERTIME	1000-32-3208-000000-601030	$1,500.00	$1,412.93	$952.00	-36.5%	
EMPLOYEE PAYOFF	1000-32-3208-000000-601070	$0.00	$2,455.35	$0.00	0%	
REGULAR SALARIES	1000-32-3210-000000-601010	$176,306.00	$73,020.55	$195,351.00	10.8%	
OVERTIME	1000-32-3210-000000-601030	$0.00	$372.04	$167.00	N/A	
EMPLOYEE PAYOFF	1000-32-3210-000000-601070	$0.00	$1,411.00	$0.00	0%	

Name	Account ID	FY2022 Amended Budget	FY2022 Actual	FY2023 Budgeted	FY2022 Amended Budget vs. FY2023 Budgeted (% Change)	Notes
REGULAR SALARIES	1000-33-3342-000000-601010	$207,299.00	$137,245.96	$189,819.00	-8.4%	
PART TIME - REGULAR	1000-33-3342-000000-601020	$95,000.00	$145,768.50	$206,803.00	117.7%	
OVERTIME	1000-33-3342-000000-601030	$400.00	$5,955.14	$9,728.00	2,332%	
EMPLOYEE PAYOFF	1000-33-3342-000000-601070	$0.00	$5,095.89	$0.00	0%	
REGULAR SALARIES	1000-33-3343-000000-601010	$205,353.00	$148,917.35	$191,333.00	-6.8%	
PART TIME - REGULAR	1000-33-3343-000000-601020	$93,000.00	$82,539.75	$291,553.00	213.5%	
OVERTIME	1000-33-3343-000000-601030	$150.00	$3,391.86	$1,116.00	644%	
EMPLOYEE PAYOFF	1000-33-3343-000000-601070	$0.00	$1,071.22	$0.00	0%	
REGULAR SALARIES	1000-33-3344-000000-601010	$164,710.00	$117,238.12	$145,860.00	-11.4%	
PART TIME - REGULAR	1000-33-3344-000000-601020	$113,000.00	$110,520.00	$481,819.00	326.4%	
OVERTIME	1000-33-3344-000000-601030	$6,500.00	$867.84	$1,096.00	-83.1%	
EMPLOYEE PAYOFF	1000-33-3344-000000-601070	$0.00	$2,591.26	$0.00	0%	
REGULAR SALARIES	1000-33-3347-000000-601010	$190,666.00	$148,620.01	$193,162.00	1.3%	
PART TIME - REGULAR	1000-33-3347-000000-601020	$40,000.00	$18,951.50	$269,562.00	573.9%	
OVERTIME	1000-33-3347-000000-601030	$2,500.00	$4,123.19	$6,518.00	160.7%	
EMPLOYEE PAYOFF	1000-33-3347-000000-601070	$0.00	$2,614.78	$0.00	0%	
REGULAR SALARIES	1000-33-3361-000000-601010	$43,857.00	$73,334.56	$127,426.00	190.5%	
OVERTIME	1000-33-3361-000000-601030	$0.00	$0.00	$847.00	N/A	
GF-PARKADM -GROUP HEALTH	1000-32-3201-000000-612101	$76,970.00	$66,515.29	$88,000.00	14.3%	
GF-PARKADM -GROUP LIFE	1000-32-3201-000000-612102	$433.00	$376.27	$509.00	17.6%	
GF-PARKADM -SOC SEC-MEDIC	1000-32-3201-000000-612200	$57,888.00	$46,735.34	$72,728.00	25.6%	
GF-PARKADM -PENSION-	1000-32-3201-000000-612300	$112,803.00	$97,111.16	$142,605.00	26.4%	
GF-PARKADM -WORK COMP	1000-32-3201-000000-612600	$17,165.00	$15,038.68	$18,891.00	10.1%	
GF-PARKOPS -GROUP HEALTH	1000-32-3202-000000-612101	$554,187.00	$427,297.27	$583,396.00	5.3%	

Name	Account ID	FY2022 Amended Budget	FY2022 Actual	FY2023 Budgeted	FY2022 Amended Budget vs. FY2023 Budgeted (% Change)	Notes
GF-PARKOPS -GROUP LIFE	1000-32-3202-000000-612102	$2,328.00	$1,839.41	$2,767.00	18.9%	
GF-PARKOPS -SOC SEC-MEDIC	1000-32-3202-000000-612200	$200,821.00	$146,847.61	$232,452.00	15.8%	
GF-PARKOPS -PENSION-	1000-32-3202-000000-612300	$389,305.00	$302,699.60	$453,460.00	16.5%	
GF-PARKOPS -WORK COMP	1000-32-3202-000000-612600	$120,316.00	$95,131.68	$136,749.00	13.7%	
GF-PARKROW -GROUP HEALTH	1000-32-3205-000000-612101	$0.00	$2,501.59	$0.00	0%	
GF-PARKROW -GROUP LIFE	1000-32-3205-000000-612102	$0.00	$9.97	$0.00	0%	
GF-PARKROW -SOC SEC-MEDIC	1000-32-3205-000000-612200	$0.00	$816.01	$190.00	N/A	
GF-PARKROW -PENSION-	1000-32-3205-000000-612300	$0.00	$1,630.58	$373.00	N/A	
GF-PARKROW -WORK COMP	1000-32-3205-000000-612600	$0.00	$508.91	$130.00	N/A	
GF-PKCREEK -GROUP HEALTH	1000-32-3206-000000-612101	$0.00	$384.86	$0.00	0%	
GF-PKCREEK -GROUP LIFE	1000-32-3206-000000-612102	$0.00	$1.73	$0.00	0%	
GF-PKCREEK -SOC SEC-MEDIC	1000-32-3206-000000-612200	$0.00	$136.32	$217.00	N/A	
GF-PKCREEK -PENSION-	1000-32-3206-000000-612300	$0.00	$266.74	$426.00	N/A	
GF-PKCREEK -WORK COMP	1000-32-3206-000000-612600	$0.00	$83.19	$149.00	N/A	
GF-PKRANGR -GROUP HEALTH	1000-32-3207-000000-612101	$53,879.00	$28,863.92	$56,000.00	3.9%	
GF-PKRANGR -GROUP LIFE	1000-32-3207-000000-612102	$245.00	$128.77	$288.00	17.6%	
GF-PKRANGR -SOC SEC-MEDIC	1000-32-3207-000000-612200	$24,596.00	$13,550.79	$29,107.00	18.3%	
GF-PKRANGR -PENSION-	1000-32-3207-000000-612300	$45,282.00	$26,826.72	$50,064.00	10.6%	
GF-PKRANGR -WORK COMP	1000-32-3207-000000-612600	$11,450.00	$6,463.13	$13,587.00	18.7%	
GF-PKMAMMO -GROUP HEALTH	1000-32-3208-000000-612101	$38,485.00	$29,120.48	$40,000.00	3.9%	
GF-PKMAMMO -GROUP LIFE	1000-32-3208-000000-612102	$162.00	$131.05	$203.00	25.3%	
GF-PKMAMMO -SOC SEC-MEDIC	1000-32-3208-000000-612200	$23,460.00	$17,823.57	$25,746.00	9.7%	
GF-PKMAMMO -PENSION-	1000-32-3208-000000-612300	$29,086.00	$24,223.23	$34,856.00	19.8%	
GF-PKMAMMO -WORK COMP	1000-32-3208-000000-612600	$15,337.00	$12,204.86	$16,859.00	9.9%	

Name	Account ID	FY2022 Amended Budget	FY2022 Actual	FY2023 Budgeted	FY2022 Amended Budget vs. FY2023 Budgeted (% Change)	Notes
GF-PARKDEV -GROUP HEALTH	1000-32-3210-000000-612101	$23,091.00	$10,536.21	$24,000.00	3.9%	
GF-PARKDEV -GROUP LIFE	1000-32-3210-000000-612102	$135.00	$61.78	$142.00	5.2%	
GF-PARKDEV -SOC SEC-MEDIC	1000-32-3210-000000-612200	$13,487.00	$5,417.55	$14,978.00	11.1%	
GF-PARKDEV -PENSION-	1000-32-3210-000000-612300	$26,447.00	$10,920.55	$29,368.00	11%	
GF-PARKDEV -WORK COMP	1000-32-3210-000000-612600	$818.00	$2,103.28	$2,828.00	245.7%	
GF-RECSWAC -GROUP HEALTH	1000-33-3342-000000-612101	$30,788.00	$24,502.26	$32,000.00	3.9%	
GF-RECSWAC -GROUP LIFE	1000-33-3342-000000-612102	$155.00	$122.63	$170.00	9.7%	
GF-RECSWAC -SOC SEC-MEDIC	1000-33-3342-000000-612200	$23,156.00	$21,706.61	$31,086.00	34.2%	
GF-RECSWAC -PENSION-	1000-33-3342-000000-612300	$26,651.00	$21,496.20	$29,932.00	12.3%	
GF-RECSWAC -WORK COMP	1000-33-3342-000000-612600	$4,834.00	$4,704.37	$8,561.00	77.1%	
GF-RECBLED -GROUP HEALTH	1000-33-3343-000000-612101	$30,788.00	$25,913.38	$32,000.00	3.9%	
GF-RECBLED -GROUP LIFE	1000-33-3343-000000-612102	$161.00	$132.79	$170.00	5.6%	
GF-RECBLED -SOC SEC-MEDIC	1000-33-3343-000000-612200	$22,835.00	$17,510.14	$37,026.00	62.1%	
GF-RECBLED -PENSION-	1000-33-3343-000000-612300	$27,502.00	$22,718.49	$28,867.00	5%	
GF-RECBLED -WORK COMP	1000-33-3343-000000-612600	$4,762.00	$3,761.97	$7,758.00	62.9%	
GF-RECDEWY -GROUP HEALTH	1000-33-3344-000000-612101	$23,091.00	$20,782.02	$24,000.00	3.9%	
GF-RECDEWY -GROUP LIFE	1000-33-3344-000000-612102	$120.00	$106.93	$131.00	9.2%	
GF-RECDEWY -SOC SEC-MEDIC	1000-33-3344-000000-612200	$21,742.00	$16,835.07	$48,101.00	121.2%	
GF-RECDEWY -PENSION-	1000-33-3344-000000-612300	$21,143.00	$18,021.02	$22,043.00	4.3%	
GF-RECDEWY -WORK COMP	1000-33-3344-000000-612600	$4,650.00	$3,686.81	$10,066.00	116.5%	
GF-RECATHL -GROUP HEALTH	1000-33-3347-000000-612101	$30,788.00	$25,785.10	$32,000.00	3.9%	
GF-RECATHL -GROUP LIFE	1000-33-3347-000000-612102	$157.00	$128.28	$165.00	5.1%	
GF-RECATHL -SOC SEC-MEDIC	1000-33-3347-000000-612200	$17,837.00	$12,619.20	$35,897.00	101.3%	
GF-RECATHL -PENSION-	1000-33-3347-000000-612300	$28,489.00	$23,232.08	$29,952.00	5.1%	

Name	Account ID	FY2022 Amended Budget	FY2022 Actual	FY2023 Budgeted	FY2022 Amended Budget vs. FY2023 Budgeted (% Change)	Notes
GF-RECATHL -WORK COMP	1000-33-3347-000000-612600	$3,316.00	$2,444.71	$7,234.00	118.2%	
GF-RECSPEC -GROUP HEALTH	1000-33-3361-000000-612101	$7,697.00	$10,134.44	$16,000.00	107.9%	
GF-RECSPEC -GROUP LIFE	1000-33-3361-000000-612102	$40.00	$59.41	$95.00	137.5%	
GF-RECSPEC -SOC SEC-MEDIC	1000-33-3361-000000-612200	$3,355.00	$5,136.13	$9,813.00	192.5%	
GF-RECSPEC -PENSION-	1000-33-3361-000000-612300	$6,579.00	$11,000.26	$19,241.00	192.5%	
GF-RECSPEC -WORK COMP	1000-33-3361-000000-612600	$2,021.00	$3,379.49	$5,916.00	192.7%	
GF-PARKADM -SPEC SVC	1000-32-3201-000000-623100	$460,196.05	$411,910.56	$575,881.00	25.1%	
GF-PARKADM -SPECIAL SVCS -TEMP	1000-32-3201-000000-623105	$0.00	$0.00	$25,000.00	N/A	
GF-PARKADM -IT SERVICES	1000-32-3201-000000-623106	$0.00	$0.00	$510,836.00	N/A	
GF-PARKOPS -SPEC SVC	1000-32-3202-000000-623100	$212,244.00	$377,284.04	$508,601.00	139.6%	
GF-PARKOPS -SPEC SVC-TEMPS	1000-32-3202-000000-623105	$131,278.00	$89,551.49	$131,278.00	0%	
GF-PARKOPS -IT SERVICES	1000-32-3202-000000-623106	$0.00	$0.00	$41,042.00	N/A	
GF-PARKROW -SPEC SVC	1000-32-3205-000000-623100	-$24,943.00	$0.00	$0.00	-100%	
GF-PARKROW -SPEC SVC-TEMPS	1000-32-3205-000000-623105	$2,000.00	$0.00	$2,000.00	0%	
GF-PKRANGR -SPEC SVC	1000-32-3207-000000-623100	$7,600.00	$5,378.03	$10,100.00	32.9%	
GF-PKRANGR -IT SERVICES	1000-32-3207-000000-623106	$0.00	$0.00	$3,670.00	N/A	
GF-PKMAMMO -SPEC SVC	1000-32-3208-000000-623100	$9,180.00	$9,542.05	$10,403.00	13.3%	
GF-PKMAMMO -SPECIAL SVCS - TEM	1000-32-3208-000000-623105	$50,000.00	$9,034.02	$46,810.00	-6.4%	
GF-PKMAMMO -IT SERVICES	1000-32-3208-000000-623106	$0.00	$0.00	$11,423.00	N/A	
GF-PARKDEV -SPECIAL SVCS	1000-32-3210-000000-623100	$38,493.00	$33,293.00	$250,240.00	550.1%	
GF-PARKDEV -IT SERVICES	1000-32-3210-000000-623106	$0.00	$0.00	$6,657.00	N/A	
GF-RECSWAC -SPEC SVC	1000-33-3342-000000-623100	$37,183.00	$30,266.85	$39,112.00	5.2%	
GF-RECSWAC -SPEC SVC -TEMPS	1000-33-3342-000000-623105	$6,500.00	$707.20	$6,500.00	0%	
GF-RECSWAC -IT SERVICES	1000-33-3342-000000-623106	$0.00	$0.00	$13,050.00	N/A	

Name	Account ID	FY2022 Amended Budget	FY2022 Actual	FY2023 Budgeted	FY2022 Amended Budget vs. FY2023 Budgeted (% Change)	Notes
GF-RECBLED -SPEC SVC	1000-33-3343-000000-623100	$22,471.00	$21,317.71	$24,318.00	8.2%	
GF-RECBLED -SPEC SVC -TEMPS	1000-33-3343-000000-623105	$13,000.00	$2,162.40	$13,000.00	0%	
GF-RECBLED -IT SERVICES	1000-33-3343-000000-623106	$0.00	$0.00	$11,689.00	N/A	
GF-RECDEWY -SPEC SVC	1000-33-3344-000000-623100	$34,424.00	$15,458.33	$34,424.00	0%	
GF-RECDEWY -SPEC SVC -TEMPS	1000-33-3344-000000-623105	$15,000.00	$71.45	$15,000.00	0%	
GF-RECDEWY -IT SERVICES	1000-33-3344-000000-623106	$0.00	$0.00	$8,700.00	N/A	
GF-RECATHL -SPEC SVC	1000-33-3347-000000-623100	$204,125.00	$172,518.87	$204,125.00	0%	
GF-RECATHL -SPECIAL SVCS -TEMP	1000-33-3347-000000-623105	$7,384.00	$23,951.66	$10,384.00	40.6%	
GF-RECATHL -IT SERVICES	1000-33-3347-000000-623106	$0.00	$0.00	$13,390.00	N/A	
GF-RECSPEC -SPEC SVC	1000-33-3361-000000-623100	$162,035.00	$229,148.59	$172,035.00	6.2%	
GF-RECSPEC -IT SERVICES	1000-33-3361-000000-623106	$0.00	$0.00	$3,328.00	N/A	
GF-PARKADM -UTIL SVC -WATER	1000-32-3201-000000-634101	$683,350.00	$605,948.85	$700,000.00	2.4%	
GF-PARKADM -UTIL SVC-REFUSE	1000-32-3201-000000-634102	$91,200.00	$85,111.71	$108,447.00	18.9%	
GF-PARKADM -UTIL SVC-SEWER	1000-32-3201-000000-634103	$71,060.00	$69,180.58	$99,900.00	40.6%	
GF-PARKADM -UTIL SVC-LANDFILL	1000-32-3201-000000-634104	$24,000.00	$31,215.70	$45,000.00	87.5%	
GF-PKMAMMO -UTIL SVC -WATER	1000-32-3208-000000-634101	$12,804.00	$12,968.15	$17,100.00	33.6%	
GF-PKMAMMO -UTIL SVC-REFUSE	1000-32-3208-000000-634102	$876.00	$881.10	$1,110.00	26.7%	
GF-PKMAMMO -UTIL SVC-SEWER	1000-32-3208-000000-634103	$2,706.00	$135.70	$3,000.00	10.9%	
GF-PARKADM -MAINT-SIGNS&MARK	1000-32-3201-000000-644711	$0.00	$174.00	$0.00	0%	
GF-PARKADM -MAINT -EQUIP	1000-32-3201-000000-644801	$1,000.00	$984.90	$1,000.00	0%	
GF-PARKADM -MAINT -OTHER	1000-32-3201-000000-644815	$5,425.00	$6,050.31	$5,425.00	0%	
GF-PARKOPS -MAINT OF BUILDINGS	1000-32-3202-000000-644701	$25,000.00	$11,965.72	$25,000.00	0%	
GF-PARKOPS -MAINT -SIGNS&MARK	1000-32-3202-000000-644711	$10,000.00	$1,569.36	$10,000.00	0%	
GF-PARKOPS -MAINT-OTHR STRUCT	1000-32-3202-000000-644717	$177,152.62	$94,379.76	$174,000.00	-1.8%	

Name	Account ID	FY2022 Amended Budget	FY2022 Actual	FY2023 Budgeted	FY2022 Amended Budget vs. FY2023 Budgeted (% Change)	Notes
GF-PARKOPS -MAINT - IRRIGATION	1000-32-3202-000000-644718	$65,888.00	$26,316.90	$65,888.00	0%	
GF-PARKOPS -MAINT - ELECTRICAL	1000-32-3202-000000-644719	$69,500.00	$90,595.13	$69,500.00	0%	
GF-PARKOPS -MAINT - EQUIP	1000-32-3202-000000-644801	$50,550.00	$104,768.90	$85,550.00	69.2%	
GF-PARKOPS -MAINT - VEH PARTS	1000-32-3202-000000-644803	$145,581.00	$60,500.89	$102,127.00	-29.8%	
GF-PARKOPS -MAINT-VEH-OUTSIDE	1000-32-3202-000000-644805	$50,220.00	$69,999.45	$65,213.00	29.9%	
GF-PARKOPS -MAINT - VEH - MISC	1000-32-3202-000000-644810	$6,820.00	$9,787.86	$15,781.00	131.4%	
GF-PARKOPS -MAINT - OTHER	1000-32-3202-000000-644815	$1,047.00	$1,845.58	$1,047.00	0%	
GF-PARKOPS-MAINT-FLEET SVC	1000-32-3202-000000-644825	$127,232.00	$106,026.70	$0.00	-100%	
GF-PARKROW -MAINT - EQUIP	1000-32-3205-000000-644801	-$4,250.00	$0.00	$4,250.00	-200%	
GF-PARKROW -MAINT - VEH PARTS	1000-32-3205-000000-644803	-$37,752.00	$26,825.78	$28,629.00	-175.8%	
GF-PARKROW -MAINT-VEH-OUTSIDE	1000-32-3205-000000-644805	$6,371.00	$12,125.93	$10,202.00	60.1%	
GF-PARKROW -MAINT - VEH - MISC	1000-32-3205-000000-644810	-$1,410.00	$1,424.86	$1,532.00	-208.7%	
GF-PARKROW-MAINT-FLEET SVC	1000-32-3205-000000-644825	$42,996.00	$35,830.00	$0.00	-100%	
GF-PKCREEK -MAINT - VEH PARTS	1000-32-3206-000000-644803	$0.00	$9,807.25	$15,179.00	N/A	
GF-PKCREEK -MAINT - VEH-OUTSIDE	1000-32-3206-000000-644805	$0.00	$13,414.55	$30,815.00	N/A	
GF-PKCREEK -MAINT - VEH - MISC	1000-32-3206-000000-644810	$0.00	$120.00	$129.00	N/A	
GF-PKCREEK-MAINT-FLEET SVC	1000-32-3206-000000-644825	$9,549.00	$7,957.50	$0.00	-100%	
GF-PKRANGR -MAINT - EQUIP	1000-32-3207-000000-644801	$250.00	$0.00	$250.00	0%	
GF-PKRANGR -MAINT - VEH PARTS	1000-32-3207-000000-644803	$13,310.00	$1,414.69	$4,773.00	-64.1%	
GF-PKRANGR -MAINT-VEH-OUTSIDE	1000-32-3207-000000-644805	$2,500.00	$3,532.10	$3,177.00	27.1%	
GF-PKRANGR -MAINT - VEH - MISC	1000-32-3207-000000-644810	$6,700.00	$23,015.23	$3,059.00	-54.3%	
GF-PKRANGR-MAINT-FLEET SVC	1000-32-3207-000000-644825	$8,207.00	$6,839.20	$0.00	-100%	
GF-PKMAMMO -MAINT - SIGNS&MARK	1000-32-3208-000000-644711	$0.00	$285.27	$0.00	0%	
GF-PKMAMMO -MAINT - EQUIP	1000-32-3208-000000-644801	$1,800.00	$1,191.44	$2,500.00	38.9%	

Name	Account ID	FY2022 Amended Budget	FY2022 Actual	FY2023 Budgeted	FY2022 Amended Budget vs. FY2023 Budgeted (% Change)	Notes
GF-PKMAMMO -MAINTENANCE -OTHER	1000-32-3208-000000-644815	$2,781.00	$765.35	$2,781.00	0%	
GF-PARKDEV -MAINT -VEH PARTS	1000-32-3210-000000-644803	$530.00	$0.00	$0.00	-100%	
GF-PARKDEV -MAINT-VEH-OUTSIDE	1000-32-3210-000000-644805	$530.00	$0.00	$0.00	-100%	
GF-PARKDEV -MAINT -VEH - MISC	1000-32-3210-000000-644810	$300.00	$0.00	$0.00	-100%	
GF-PARKDEV -MAINT-OTHER	1000-32-3210-000000-644815	$6,466.00	$6,191.07	$9,033.00	39.7%	
GF-RECSWAC -MAINT -EQUIP	1000-33-3342-000000-644801	$3,639.00	$1,545.69	$6,639.00	82.4%	
GF-RECSWAC -MAINT -VEH PARTS	1000-33-3342-000000-644803	$1,491.00	$3.70	$12.00	-99.2%	
GF-RECSWAC -MAINT-VEH-OUTSIDE	1000-33-3342-000000-644805	$200.00	$0.00	$0.00	-100%	
GF-RECSWAC -MAINT -VEH - MISC	1000-33-3342-000000-644810	$150.00	$0.00	$677.00	351.3%	
GF-RECSWAC -MAINT -OTHER	1000-33-3342-000000-644815	$1,008.00	$0.00	$1,008.00	0%	
GF-RECSWAC-MAINT-FLEET SVC	1000-33-3342-000000-644825	$568.00	$473.30	$0.00	-100%	
GF-RECBLED -MAINT -EQUIP	1000-33-3343-000000-644801	$3,368.00	$2,416.64	$6,368.00	89.1%	
GF-RECBLED -MAINT -VEH PARTS	1000-33-3343-000000-644803	$532.00	$0.00	$248.00	-53.4%	
GF-RECBLED -MAINT-VEH-OUTSIDE	1000-33-3343-000000-644805	$100.00	$7.50	$2,365.00	2,265%	
GF-RECBLED -MAINT -VEH - MISC	1000-33-3343-000000-644810	$100.00	$0.00	$0.00	-100%	
GF-RECBLED -MAINT -OTHER	1000-33-3343-000000-644815	$1,512.00	$0.00	$1,512.00	0%	
GF-RECBLED-MAINT-FLEET SVC	1000-33-3343-000000-644825	$826.00	$688.30	$0.00	-100%	
GF-RECDEWY -MAINT -EQUIP	1000-33-3344-000000-644801	$2,760.00	$2,055.58	$5,760.00	108.7%	
GF-RECDEWY -MAINT -VEH PARTS	1000-33-3344-000000-644803	$1,682.00	$556.93	$599.00	-64.4%	
GF-RECDEWY -MAINT-VEH-OUTSIDE	1000-33-3344-000000-644805	$650.00	$55.00	$51.00	-92.2%	
GF-RECDEWY -MAINT -VEH - MISC	1000-33-3344-000000-644810	$200.00	$1,632.00	$1,754.00	777%	
GF-RECDEWY -MAINT -OTHER	1000-33-3344-000000-644815	$101.00	$0.00	$101.00	0%	
GF-RECDEWY-MAINT-FLEET SVC	1000-33-3344-000000-644825	$1,290.00	$1,075.00	$0.00	-100%	
GF-RECATHLET -MAINT-SIGN&MARK	1000-33-3347-000000-644711	$0.00	$97.00	$0.00	0%	

Name	Account ID	FY2022 Amended Budget	FY2022 Actual	FY2023 Budgeted	FY2022 Amended Budget vs. FY2023 Budgeted (% Change)	Notes
GF-RECATHL -MAINT - EQUIP	1000-33-3347-000000-644801	$4,357.00	$4,513.16	$4,400.00	1%	
GF-RECATHL -MAINT - OTHER	1000-33-3347-000000-644815	$300.00	$998.00	$998.00	232.7%	
GF-RECSPEC -MAINT - SIGNS&MARK	1000-33-3361-000000-644711	$0.00	$4,006.00	$0.00	0%	
GF-RECSPEC -MAINT - OTHER	1000-33-3361-000000-644815	$3,668.00	$1,086.30	$3,668.00	0%	
GF-PARKADM -INSUR - PROPERTY	1000-32-3201-000000-655100	$32,742.00	$32,742.00	$42,302.00	29.2%	
GF-PARKADM -INSUR - AUTO LIAB	1000-32-3201-000000-655200	$39,908.00	$39,908.00	$57,799.00	44.8%	
GF-PARKADM -INSUR - GEN LIAB	1000-32-3201-000000-655300	$5,656.00	$5,656.00	$3,258.00	-42.4%	
GF-PARKADM - COMMUNICATIONS	1000-32-3201-000000-655600	$2,688.00	$5,959.10	$3,468.00	29%	
GF-PARKADM -CELL PHONES	1000-32-3201-000000-655602	$3,144.00	$4,553.80	$4,640.00	47.6%	
GF-PARKADM - TRAVEL&TRAIN	1000-32-3201-000000-655800	$9,500.00	$2,610.67	$9,500.00	0%	
GF-PARKADM -DUES AND MEMB	1000-32-3201-000000-655850	$600.00	$481.44	$600.00	0%	
GF-PARKADM -OTH PURCHSVC-EQUIP	1000-32-3201-000000-655901	$2,200.00	$1,762.54	$3,400.00	54.5%	
GF-PARKOPS -INSUR - GEN LIAB	1000-32-3202-000000-655300	$33,658.00	$33,658.00	$6,986.00	-79.2%	
GF-PARKOPS - COMMUNICATIONS	1000-32-3202-000000-655600	$1,824.00	$1,720.82	$1,824.00	0%	
GF-PARKOPS -CELL PHONES	1000-32-3202-000000-655602	$10,032.00	$6,610.33	$24,432.00	143.5%	
GF-PARKOPS - TRAVEL&TRAIN	1000-32-3202-000000-655800	$7,300.00	$4,939.72	$7,500.00	2.7%	
GF-PARKOPS -DUES AND MEMB	1000-32-3202-000000-655850	$1,125.00	$1,783.26	$1,125.00	0%	
GF-PARKOPS -OTH PURCHSVC-EQUIP	1000-32-3202-000000-655901	$8,151.00	$11,083.09	$10,551.00	29.4%	
GF-PARKROW -CELL PHONES	1000-32-3205-000000-655602	$0.00	$507.72	$0.00	0%	
GF-PKCREEK -CELL PHONES	1000-32-3206-000000-655602	$0.00	$633.12	$192.00	N/A	
GF-PKRANGR -INSUR - GEN LIAB	1000-32-3207-000000-655300	$4,140.00	$4,140.00	$682.00	-83.5%	
GF-PKRANGR - COMMUNICATIONS	1000-32-3207-000000-655600	$160.00	$130.02	$160.00	0%	
GF-PKRANGR -CELL PHONES	1000-32-3207-000000-655602	$1,800.00	$1,336.40	$3,720.00	106.7%	
GF-PKRANGR - TRAVEL&TRAIN	1000-32-3207-000000-655800	$6,000.00	$0.00	$3,500.00	-41.7%	

Name	Account ID	FY2022 Amended Budget	FY2022 Actual	FY2023 Budgeted	FY2022 Amended Budget vs. FY2023 Budgeted (% Change)	Notes
GF-PKRANGR -DUES AND MEMB	1000-32-3207-000000-655850	$20.00	$0.00	$20.00	0%	
GF-PKMAMMO -INSUR -PROPERTY	1000-32-3208-000000-655100	$2,028.00	$2,028.00	$2,620.00	29.2%	
GF-PKMAMMO -INSUR -GEN LIAB	1000-32-3208-000000-655300	$6,724.00	$6,724.00	$887.00	-86.8%	
GF-PKMAMMO -COMMUNICATIONS	1000-32-3208-000000-655600	$13,948.00	$4,836.34	$13,948.00	0%	
GF-PKMAMMO -CELL PHONES	1000-32-3208-000000-655602	$1,056.00	$746.49	$2,568.00	143.2%	
GF-PKMAMMO -ADVERTISING	1000-32-3208-000000-655700	$0.00	$1,500.00	$0.00	0%	
GF-PKMAMMO -ADVERT-PROMO	1000-32-3208-000000-655701	$15,600.00	$10,744.88	$15,600.00	0%	
GF-PKMAMMO -TRAVEL&TRAIN	1000-32-3208-000000-655800	$3,000.00	$1,218.88	$3,000.00	0%	
GF-PKMAMMO -DUES AND MEMB	1000-32-3208-000000-655850	$1,100.00	$600.00	$1,100.00	0%	
GF-PKMAMMO -OTH PURCHSVC-EQUIP	1000-32-3208-000000-655901	$9,597.00	$10,078.27	$15,360.00	60.1%	
GF-PKMAMMO -OTH PURCHSVC -COMP	1000-32-3208-000000-655908	$0.00	$364.77	$0.00	0%	
INSURANCE - GENERAL LIABILITY	1000-32-3210-000000-655300	$0.00	$0.00	$330.00	N/A	
GF-PARKDEV -CELL PHONES	1000-32-3210-000000-655602	$4,020.00	$2,899.84	$4,020.00	0%	
GF-PARKDEV -ADVERTISING	1000-32-3210-000000-655700	$0.00	$1,455.00	$0.00	0%	
GF-PARKDEV -ADVER-LEGAL ADS	1000-32-3210-000000-655702	$0.00	$299.97	$0.00	0%	
GF-PARKDEV -TRAVEL&TRAIN	1000-32-3210-000000-655800	$5,410.00	$2,381.24	$5,810.00	7.4%	
GF-PARKDEV -DUES AND MEMB	1000-32-3210-000000-655850	$2,463.00	$857.62	$2,463.00	0%	
GF-PARKDEV -OTH PURCHSVC-EQUIP	1000-32-3210-000000-655901	$1,000.00	$0.00	$1,000.00	0%	
GF-RECSWAC -INSUR -GEN LIAB	1000-33-3342-000000-655300	$3,017.00	$3,017.00	$671.00	-77.8%	
GF-RECSWAC -COMMUNICATIONS	1000-33-3342-000000-655600	$838.00	$793.09	$838.00	0%	
GF-RECSWAC -CELL PHONES	1000-33-3342-000000-655602	$600.00	$521.98	$1,536.00	156%	
GF-RECSWAC -ADVERTISING	1000-33-3342-000000-655700	$700.00	$14.00	$700.00	0%	
GF-RECSWAC -TRAVEL&TRAIN	1000-33-3342-000000-655800	$2,500.00	$1,542.50	$2,500.00	0%	
GF-RECSWAC -DUES AND MEMB	1000-33-3342-000000-655850	$275.00	$380.00	$410.00	49.1%	

Name	Account ID	FY2022 Amended Budget	FY2022 Actual	FY2023 Budgeted	FY2022 Amended Budget vs. FY2023 Budgeted (% Change)	Notes
GF-RECSWAC -OTH PURCHSVC-EQUIP	1000-33-3342-000000-655901	$24,350.00	$13,963.44	$28,150.00	15.6%	
GF-RECBLED -INSUR - GEN LIAB	1000-33-3343-000000-655300	$2,988.00	$2,988.00	$635.00	-78.7%	
GF-RECBLED - COMMUNICATIONS	1000-33-3343-000000-655600	$6,640.00	$15,362.22	$6,640.00	0%	
GF-RECBLED -CELL PHONES	1000-33-3343-000000-655602	$792.00	$753.08	$1,728.00	118.2%	
GF-RECBLED - TRAVEL&TRAIN	1000-33-3343-000000-655800	$2,500.00	$888.00	$2,500.00	0%	
GF-RECBLED -DUES AND MEMB	1000-33-3343-000000-655850	$190.00	$1,104.51	$380.00	100%	
GF-RECBLED -OTH PURCHSVC-EQUIP	1000-33-3343-000000-655901	$18,556.00	$17,687.70	$19,356.00	4.3%	
GF-RECDEWY -INSUR - GEN LIAB	1000-33-3344-000000-655300	$3,017.00	$3,017.00	$623.00	-79.4%	
GF-RECDEWY - COMMUNICATIONS	1000-33-3344-000000-655600	$9,180.00	$7,711.47	$9,180.00	0%	
GF-RECDEWY -CELL PHONES	1000-33-3344-000000-655602	$984.00	$984.18	$1,920.00	95.1%	
GF-RECDEWY - TRAVEL&TRAIN	1000-33-3344-000000-655800	$2,500.00	$1,292.00	$2,500.00	0%	
GF-RECDEWY -DUES AND MEMB	1000-33-3344-000000-655850	$105.00	$335.00	$350.00	233.3%	
GF-RECDEWY -OTH PURCHSVC-EQUIP	1000-33-3344-000000-655901	$26,467.00	$16,926.52	$26,767.00	1.1%	
GF-RECATHL -INSUR - GEN LIAB	1000-33-3347-000000-655300	$1,638.00	$1,638.00	$845.00	-48.4%	
GF-RECATHL - COMMUNICATIONS	1000-33-3347-000000-655600	$6,180.00	$14,710.17	$16,579.00	168.3%	
GF-RECATHL -CELL PHONES	1000-33-3347-000000-655602	$2,400.00	$2,345.76	$3,556.00	48.2%	
GF-RECATHL - TRAVEL&TRAIN	1000-33-3347-000000-655800	$2,464.00	$4,968.99	$2,464.00	0%	
GF-RECATHL -DUES AND MEMB	1000-33-3347-000000-655850	$375.00	$247.50	$585.00	56%	
GF-RECATHL -OTH PURCHSVC-EQUIP	1000-33-3347-000000-655901	$16,885.00	$15,547.56	$20,800.00	23.2%	
INSURANCE - GENERAL LIABILITY	1000-33-3361-000000-655300	$0.00	$0.00	$484.00	N/A	
GF-RECSPEC -CELL PHONES	1000-33-3361-000000-655602	$2,880.00	$448.86	$2,880.00	0%	
GF-RECSPEC - ADVERTISING	1000-33-3361-000000-655700	$66,500.00	$35,143.32	$66,500.00	0%	
GF-RECSPEC - TRAVEL&TRAIN	1000-33-3361-000000-655800	$3,000.00	$400.00	$5,000.00	66.7%	
GF-RECSPEC -DUES AND MEMB	1000-33-3361-000000-655850	$580.00	$100.00	$580.00	0%	

Name	Account ID	FY2022 Amended Budget	FY2022 Actual	FY2023 Budgeted	FY2022 Amended Budget vs. FY2023 Budgeted (% Change)	Notes
GF-RECSPEC -OTH PURCHSVC-EQUIP	1000-33-3361-000000-655901	$69,244.00	$76,383.80	$79,244.00	14.4%	
GF-RECSPEC -OTH PUR SVC -OTHER	1000-33-3361-000000-655909	$0.00	$72.00	$0.00	0%	
GF-PARKADM -SUPPL -OFFICE	1000-32-3201-000000-666101	$13,926.00	$8,631.28	$13,926.00	0%	
GF-PARKADM -SUPPL-MINOR TOOLS	1000-32-3201-000000-666102	$480.00	$1,390.84	$480.00	0%	
GF-PARKADM -SUPPL -NON-EXPEND	1000-32-3201-000000-666103	$53,567.16	$8,052.53	$93,000.00	73.6%	
GF -PARKS ADM -WEARING APPARAL	1000-32-3201-000000-666105	$0.00	$301.00	$0.00	0%	
GF-PARKADM -SUPPL-CHEMIC&MEDIC	1000-32-3201-000000-666106	$150.00	$170.86	$150.00	0%	
GF-PARKADM -SUPPL-JANITOR/MECH	1000-32-3201-000000-666107	$450.00	$278.17	$450.00	0%	
GF-PARKADM -SUPPL -OTHER	1000-32-3201-000000-666110	$8,762.00	$3,550.64	$8,762.00	0%	
GF-PARKADM -ENERGY-HEAT&FUEL	1000-32-3201-000000-666201	$16,000.00	$19,878.19	$19,941.00	24.6%	
GF-PARKADM -ENERGY -ELECTRIC	1000-32-3201-000000-666202	$74,200.00	$63,585.19	$49,483.00	-33.3%	
GF-PARKOPS -SUPPL-MINOR TOOLS	1000-32-3202-000000-666102	$48,950.00	$92,266.23	$48,950.00	0%	
GF-PARKOPS -SUPPL -NON-EXPEND	1000-32-3202-000000-666103	$57,570.00	$97,709.60	$59,870.00	4%	
GF-PARKOPS -SUPPL-WEAR-APPARL	1000-32-3202-000000-666105	$30,715.00	$19,116.97	$30,715.00	0%	
GF-PARKOPS -SUPPL-CHEMIC&MEDIC	1000-32-3202-000000-666106	$51,085.00	$57,365.76	$51,085.00	0%	
GF-PARKOPS -SUPPL-JANITOR/MECH	1000-32-3202-000000-666107	$51,000.00	$101,081.16	$51,000.00	0%	
GF-PARKOPS -SUPPL-BOTANIC/AGRI	1000-32-3202-000000-666108	$44,945.00	$63,078.99	$44,945.00	0%	
GF-PARKOPS -SUPPL -OTHER	1000-32-3202-000000-666110	$23,214.00	$25,562.55	$23,214.00	0%	
GF-PARKOPS -ENERGY-HEAT&FUEL	1000-32-3202-000000-666201	$8,200.00	$4,663.14	$4,708.00	-42.6%	
GF-PARKOPS -ENERGY -ELECTRIC	1000-32-3202-000000-666202	$62,600.00	$52,059.37	$62,223.00	-0.6%	
GF-PARKOPS -ENER-PROP/BUT/ACET	1000-32-3202-000000-666205	$2,500.00	$3,425.12	$1,271.00	-49.2%	
GF-PARKOPS -FUEL&LUBR -UNLEAD	1000-32-3202-000000-666301	$85,527.00	$78,873.65	$101,446.00	18.6%	
GF-PARKOPS -FUEL&LUB-DIESEL	1000-32-3202-000000-666302	$46,254.00	$13,854.58	$31,802.00	-31.2%	
GF-PARKOPS -FUEL&LUBR - LUBRS	1000-32-3202-000000-666303	$2,520.00	$802.96	$688.00	-72.7%	

Name	Account ID	FY2022 Amended Budget	FY2022 Actual	FY2023 Budgeted	FY2022 Amended Budget vs. FY2023 Budgeted (% Change)	Notes
GF-PARKOPS -FLT SVC ALLOC.	1000-32-3202-000000-666825	$13,890.00	$11,575.00	$133,009.00	857.6%	
GF-PARKROW -FUEL&LUBR -UNLEAD	1000-32-3205-000000-666301	$0.00	$16,007.86	$21,349.00	N/A	
GF-PARKROW -FUEL&LUB-DIESEL	1000-32-3205-000000-666302	$0.00	$9,019.19	$16,935.00	N/A	
GF-PARKROW -FUEL&LUBR - LUBRS	1000-32-3205-000000-666303	$0.00	$374.40	$345.00	N/A	
GF-PARKROW -FLT SVC ALLOC.	1000-32-3205-000000-666825	$4,421.00	$3,684.20	$51,288.00	1,060.1%	
GF-PKCREEK -FUEL&LUBR -UNLEAD	1000-32-3206-000000-666301	$0.00	$1,458.46	$2,514.00	N/A	
GF-PKCREEK -FUEL&LUB-DIESEL	1000-32-3206-000000-666302	$0.00	$19,858.61	$20,662.00	N/A	
GF-PKCREEK -FUEL&LUBR - LUBRS	1000-32-3206-000000-666303	$0.00	$412.68	$529.00	N/A	
GF-PKCREEK -FLT SVC ALLOC.	1000-32-3206-000000-666825	$5,133.00	$4,277.50	$7,876.00	53.4%	
GF-PKRANGR -SUPPL -OFFICE	1000-32-3207-000000-666101	$1,000.00	$0.00	$1,000.00	0%	
GF-PKRANGR -SUPPL-MINOR TOOLS	1000-32-3207-000000-666102	$2,800.00	$214.93	$2,800.00	0%	
GF-PKRANGR -SUPPL-WEAR-APPARL	1000-32-3207-000000-666105	$4,200.00	$0.00	$4,200.00	0%	
GF-PKRANGR -SUPPL-CHEMIC&MEDIC	1000-32-3207-000000-666106	$3,365.00	$1,066.96	$3,365.00	0%	
GF-PKRANGR -SUPPL-JANITOR/MECH	1000-32-3207-000000-666107	$0.00	$53.75	$0.00	0%	
GF-PKRANGR -SUPPL-BOTANIC/AGRI	1000-32-3207-000000-666108	$200.00	$0.00	$200.00	0%	
GF-PKRANGR -SUPPL -OTHER	1000-32-3207-000000-666110	$7,000.00	$5,515.69	$7,000.00	0%	
GF-PKRANGR -FUEL&LUBR -UNLEAD	1000-32-3207-000000-666301	$13,721.00	$7,731.77	$15,149.00	10.4%	
GF-PKRANGR -FUEL&LUBR - LUBRS	1000-32-3207-000000-666303	$33.00	$0.00	$0.00	-100%	
GF-PKRANGR -FLT SVC ALLOC.	1000-32-3207-000000-666825	$2,188.00	$1,823.30	$12,023.00	449.5%	
GF-PKMAMMO -SUPPL -OFFICE	1000-32-3208-000000-666101	$10,258.00	$7,532.11	$10,258.00	0%	
GF-PKMAMMO -SUPPL-MINOR TOOLS	1000-32-3208-000000-666102	$300.00	$888.72	$300.00	0%	
GF-PKMAMMO -SUPPL -NON-EXPEND	1000-32-3208-000000-666103	$0.00	$4,465.92	$12,000.00	N/A	
GF-PKMAMMO -SUPPL-WEAR-APPARL	1000-32-3208-000000-666105	$4,680.00	$6,536.52	$4,680.00	0%	
GF-PKMAMMO -SUPPL-CHEMIC&MEDIC	1000-32-3208-000000-666106	$232.00	$521.83	$232.00	0%	

Name	Account ID	FY2022 Amended Budget	FY2022 Actual	FY2023 Budgeted	FY2022 Amended Budget vs. FY2023 Budgeted (% Change)	Notes
GF-PKMAMMO -SUPPL-JANITOR/MECH	1000-32-3208-000000-666107	$100.00	$1,284.30	$500.00	400%	
GF-PKMAMMO -SUPPL -OTHER	1000-32-3208-000000-666110	$16,354.00	$8,607.65	$12,000.00	-26.6%	
GF-PKMAMMO -ENERGY -ELECTRIC	1000-32-3208-000000-666202	$16,200.00	$12,664.98	$13,719.00	-15.3%	
GF-PKMAMMO-ENER-PROP/BUT/ACET	1000-32-3208-000000-666205	$100.00	$0.00	$100.00	0%	
GF-PARKDEV -SUPPL -NON-EXPEND	1000-32-3210-000000-666103	$0.00	$1,356.96	$4,500.00	N/A	
GF-PARKDEV -SUPPL-WEAR-APPARL	1000-32-3210-000000-666105	$375.00	$168.00	$375.00	0%	
GF-PARKDEV -SUPPLIES -CHEM&MED	1000-32-3210-000000-666106	$600.00	$11.42	$600.00	0%	
GF-PARKDEV -SUPPL -OTHER	1000-32-3210-000000-666110	$0.00	$179.20	$0.00	0%	
GF-RECSWAC -SUPPL -OFFICE	1000-33-3342-000000-666101	$3,725.00	$2,749.98	$3,725.00	0%	
GF-RECSWAC -SUPPL-MINOR TOOLS	1000-33-3342-000000-666102	$600.00	$906.29	$600.00	0%	
GF-RECSWAC -SUPPL -NON-EXPEND	1000-33-3342-000000-666103	$0.00	$4,435.91	$1,000.00	N/A	
GF-RECSWAC -SUPPL-WEAR-APPARL	1000-33-3342-000000-666105	$950.00	$1,157.50	$950.00	0%	
GF-RECSWAC -SUPPL-CHEMIC&MEDIC	1000-33-3342-000000-666106	$140.00	$1,054.30	$300.00	114.3%	
GF-RECSWAC-SUPPL-JANITOR/MECH	1000-33-3342-000000-666107	$1,000.00	$128.02	$1,000.00	0%	
GF-RECSWAC -SUPPL -OTHER	1000-33-3342-000000-666110	$18,800.00	$19,383.93	$22,800.00	21.3%	
GF-RECSWAC -ENERGY-HEAT&FUEL	1000-33-3342-000000-666201	$6,300.00	$4,119.86	$5,476.00	-13.1%	
GF-RECSWAC -ENERGY -ELECTRIC	1000-33-3342-000000-666202	$19,900.00	$16,198.32	$15,979.00	-19.7%	
GF-RECSWAC -FUEL&LUBR -UNLEAD	1000-33-3342-000000-666301	$2,530.00	$822.54	$2,551.00	0.8%	
GF-RECSWAC -FUEL&LUBR - LUBRS	1000-33-3342-000000-666303	$50.00	$0.00	$0.00	-100%	
GF-RECSWAC -FLT SVC ALLOC.	1000-33-3342-000000-666825	$107.00	$89.20	$677.00	532.7%	
GF-RECBLED -SUPPL -OFFICE	1000-33-3343-000000-666101	$2,000.00	$2,916.13	$2,500.00	25%	
GF-RECBLED -SUPPL-MINOR TOOLS	1000-33-3343-000000-666102	$20.00	$87.51	$200.00	900%	
GF-RECBLED -SUPPL -NON-EXPEND	1000-33-3343-000000-666103	$1,200.00	$1,585.41	$2,200.00	83.3%	
GF-RECBLED -SUPPL-WEAR-APPARL	1000-33-3343-000000-666105	$800.00	$0.00	$800.00	0%	

Name	Account ID	FY2022 Amended Budget	FY2022 Actual	FY2023 Budgeted	FY2022 Amended Budget vs. FY2023 Budgeted (% Change)	Notes
GF-RECBLED -SUPPL-CHEMIC&MEDIC	1000-33-3343-000000-666106	$52.00	$0.00	$200.00	284.6%	
GF-RECBLED -SUPPL-JANITOR/MECH	1000-33-3343-000000-666107	$1,000.00	$23.96	$1,000.00	0%	
GF-RECBLED -SUPPL -OTHER	1000-33-3343-000000-666110	$8,886.00	$14,469.02	$13,886.00	56.3%	
GF-RECBLED -ENERGY-HEAT&FUEL	1000-33-3343-000000-666201	$6,750.00	$6,987.22	$7,036.00	4.2%	
GF-RECBLED -ENERGY -ELECTRIC	1000-33-3343-000000-666202	$23,300.00	$18,665.11	$20,084.00	-13.8%	
GF-RECBLED -FUEL&LUBR -UNLEAD	1000-33-3343-000000-666301	$1,315.00	$912.84	$1,453.00	10.5%	
GF-RECBLED -FUEL&LUBR - LUBRS	1000-33-3343-000000-666303	$46.00	$0.00	$0.00	-100%	
GF-RECBLED -FLT SVC ALLOC.	1000-33-3343-000000-666825	$177.00	$147.50	$686.00	287.6%	
GF-RECDEWY -SUPPL -OFFICE	1000-33-3344-000000-666101	$2,945.00	$4,756.35	$2,945.00	0%	
GF-RECDEWY -SUPPL-MINOR TOOLS	1000-33-3344-000000-666102	$35.00	$208.00	$35.00	0%	
GF-RECDEWY -SUPPL -NON-EXPEND	1000-33-3344-000000-666103	$0.00	$3,240.94	$1,000.00	N/A	
GF-RECDEWY -SUPPL-WEAR-APPARL	1000-33-3344-000000-666105	$800.00	$0.00	$975.00	21.9%	
GF-RECDEWY -SUPPL-CHEMIC&MEDIC	1000-33-3344-000000-666106	$1,000.00	$345.00	$1,000.00	0%	
GF-RECDEWY -SUPPL-JANITOR/MECH	1000-33-3344-000000-666107	$0.00	$222.81	$0.00	0%	
GF-RECDEWY -SUPPL -OTHER	1000-33-3344-000000-666110	$11,289.00	$13,290.74	$12,289.00	8.9%	
GF-RECDEWY -ENERGY-HEAT&FUEL	1000-33-3344-000000-666201	$4,500.00	$5,488.39	$5,352.00	18.9%	
GF-RECDEWY -ENERGY -ELECTRIC	1000-33-3344-000000-666202	$14,600.00	$12,535.51	$13,738.00	-5.9%	
GF-RECDEWY -FUEL&LUBR -UNLEAD	1000-33-3344-000000-666301	$2,122.00	$1,357.16	$2,314.00	9%	
GF-RECDEWY -FUEL&LUBR - LUBRS	1000-33-3344-000000-666303	$55.00	$0.00	$0.00	-100%	
GF-RECDEWY -FLT SVC ALLOC.	1000-33-3344-000000-666825	$191.00	$159.20	$2,169.00	1,035.6%	
GF-RECATHL -SUPPL -OFFICE	1000-33-3347-000000-666101	$2,350.00	$2,951.00	$2,350.00	0%	
GF-RECATHL -SUPPL-MINOR TOOLS	1000-33-3347-000000-666102	$162.00	$339.85	$300.00	85.2%	
GF-RECATHL -SUPPL -NON-EXPEND	1000-33-3347-000000-666103	$24,736.00	$3,666.47	$25,736.00	4%	
GF-RECATHL -SUPPL-CHEMIC&MEDIC	1000-33-3347-000000-666106	$550.00	$650.35	$650.00	18.2%	

Name	Account ID	FY2022 Amended Budget	FY2022 Actual	FY2023 Budgeted	FY2022 Amended Budget vs. FY2023 Budgeted (% Change)	Notes
GF-RECATHL -SUPPL-JANITOR/MECH	1000-33-3347-000000-666107	$2,500.00	$293.27	$2,500.00	0%	
GF-RECATHL -SUPPL -OTHER	1000-33-3347-000000-666110	$32,750.00	$34,400.86	$32,750.00	0%	
GF-RECATHL -ENERGY-HEAT&FUEL	1000-33-3347-000000-666201	$3,750.00	$0.00	$2,087.00	-44.3%	
GF-RECATHL -ENERGY -ELECTRIC	1000-33-3347-000000-666202	$41,700.00	$59,126.56	$49,881.00	19.6%	
GF-RECSPEC -SUPPL -OFFICE	1000-33-3361-000000-666101	$0.00	$38.41	$0.00	0%	
GF-RECSPEC -SUPPL -NON-EXPEND	1000-33-3361-000000-666103	$3,000.00	$108.76	$3,000.00	0%	
GF-RECSPEC -SUPPL-WEAR-APPARL	1000-33-3361-000000-666105	$0.00	$42.00	$0.00	0%	
GF-RECSPEC -SUPPL-CHEMIC&MEDIC	1000-33-3361-000000-666106	$0.00	$189.04	$0.00	0%	
GF-RECSPEC -SUPPL -OTHER	1000-33-3361-000000-666110	$9,000.00	$9,570.62	$9,000.00	0%	
GF-RECSPEC -ENERGY -ELECTRIC	1000-33-3361-000000-666202	$1,000.00	$757.74	$914.00	-8.6%	
GF-PARKADM -OTH EXP-BANK CHG	1000-32-3201-000000-678328	$6,736.00	$6,076.97	$6,736.00	0%	
GF-PKMAMMO -OTH EXP-BANK CHG	1000-32-3208-000000-678328	$10,000.00	$9,011.33	$10,000.00	0%	
GF-PKMAMMO -INV PURCH RESALE	1000-32-3208-000000-678600	$100,000.00	$169,481.56	$160,000.00	60%	
GF-RECSWAC -INV PURCH RESALE	1000-33-3342-000000-678600	$7,750.00	$6,612.48	$7,750.00	0%	
GF-RECBLED -INV PURCH RESALE	1000-33-3343-000000-678600	$1,200.00	$1,020.00	$1,200.00	0%	
GF-RECDEWY -INV PURCH RESALE	1000-33-3344-000000-678600	$4,250.00	$1,755.76	$4,250.00	0%	
GF-RECATHL -INV PURCH RESALE	1000-33-3347-000000-678600	$3,500.00	$2,528.86	$5,600.00	60%	
GF-PARKOPS -MACH & EQUIP -MACH	1000-32-3202-000000-757402	$16,300.00	$16,300.00	$180,000.00	1,004.3%	
Total GENERAL FUND:		**$12,339,657.83**	**$10,644,510.38**	**$16,296,997.00**	**32.1%**	
Total General Fund:		**$12,339,657.83**	**$10,644,510.38**	**$16,296,997.00**	**32.1%**	

Expenditures by Expense Type

Budgeted Expenditures by Expense Type

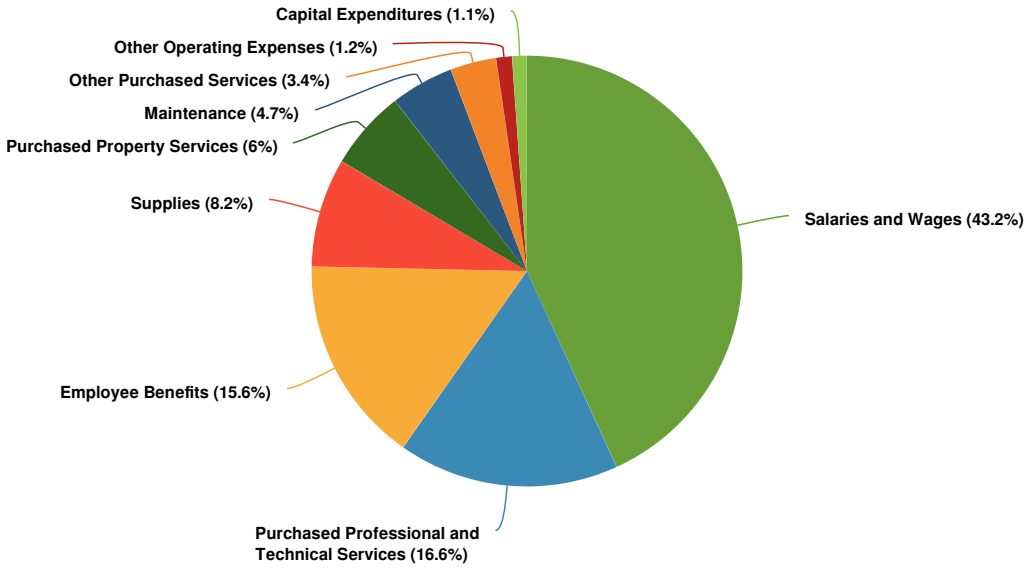

Budgeted and Historical Expenditures by Expense Type

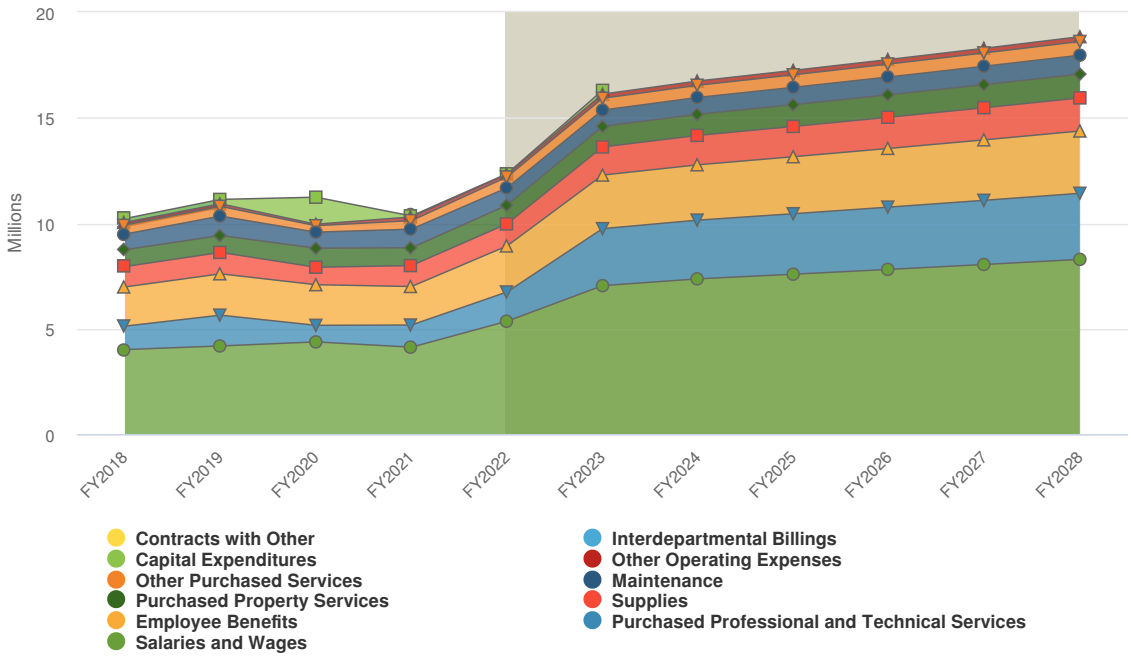

Grey background indicates budgeted figures.

Name	Account ID	FY2022 Amended Budget	FY2022 Actual	FY2023 Budgeted	FY2022 Amended Budget vs. FY2023 Budgeted (% Change)	Notes
Expense Objects						
Salaries and Wages						
REGULAR SALARIES	1000-32-3201-000000-601010	$749,010.00	$636,794.59	$948,111.00	26.6%	
PART TIME - REGULAR	1000-32-3201-000000-601020	$4,200.00	$0.00	$0.00	-100%	
OVERTIME	1000-32-3201-000000-601030	$3,500.00	$3,261.48	$2,587.00	-26.1%	
EMPLOYEE PAYOFF	1000-32-3201-000000-601070	$0.00	$7,350.39	$0.00	0%	
REGULAR SALARIES	1000-32-3202-000000-601010	$2,591,316.00	$1,988,549.38	$3,009,731.00	16.1%	
PART TIME - REGULAR	1000-32-3202-000000-601020	$21,300.00	$19,092.75	$31,418.00	47.5%	
OVERTIME	1000-32-3202-000000-601030	$12,500.00	$21,700.30	$10,290.00	-17.7%	
EMPLOYEE PAYOFF	1000-32-3202-000000-601070	$0.00	$7,738.58	$0.00	0%	
REGULAR SALARIES	1000-32-3205-000000-601010	$0.00	$10,755.82	$0.00	0%	
OVERTIME	1000-32-3205-000000-601030	$0.00	$114.76	$2,486.00	N/A	
REGULAR SALARIES	1000-32-3206-000000-601010	$0.00	$1,716.00	$0.00	0%	
OVERTIME	1000-32-3206-000000-601030	$0.00	$62.24	$2,840.00	N/A	
REGULAR SALARIES	1000-32-3207-000000-601010	$273,510.00	$147,488.59	$332,101.00	21.4%	
PART TIME - REGULAR	1000-32-3207-000000-601020	$43,000.00	$2,435.92	$46,713.00	8.6%	
OVERTIME	1000-32-3207-000000-601030	$5,000.00	$2,835.57	$1,662.00	-66.8%	
EMPLOYEE PAYOFF	1000-32-3207-000000-601070	$0.00	$28,520.18	$0.00	0%	
REGULAR SALARIES	1000-32-3208-000000-601010	$210,963.00	$157,639.86	$231,417.00	9.7%	
PART TIME - REGULAR	1000-32-3208-000000-601020	$94,200.00	$82,157.25	$104,177.00	10.6%	
OVERTIME	1000-32-3208-000000-601030	$1,500.00	$1,412.93	$952.00	-36.5%	
EMPLOYEE PAYOFF	1000-32-3208-000000-601070	$0.00	$2,455.35	$0.00	0%	
REGULAR SALARIES	1000-32-3210-000000-601010	$176,306.00	$73,020.55	$195,351.00	10.8%	
OVERTIME	1000-32-3210-000000-601030	$0.00	$372.04	$167.00	N/A	

Name	Account ID	FY2022 Amended Budget	FY2022 Actual	FY2023 Budgeted	FY2022 Amended Budget vs. FY2023 Budgeted (% Change)	Notes
EMPLOYEE PAYOFF	1000-32-3210-000000-601070	$0.00	$1,411.00	$0.00	0%	
REGULAR SALARIES	1000-33-3342-000000-601010	$207,299.00	$137,245.96	$189,819.00	-8.4%	
PART TIME - REGULAR	1000-33-3342-000000-601020	$95,000.00	$145,768.50	$206,803.00	117.7%	
OVERTIME	1000-33-3342-000000-601030	$400.00	$5,955.14	$9,728.00	2,332%	
EMPLOYEE PAYOFF	1000-33-3342-000000-601070	$0.00	$5,095.89	$0.00	0%	
REGULAR SALARIES	1000-33-3343-000000-601010	$205,353.00	$148,917.35	$191,333.00	-6.8%	
PART TIME - REGULAR	1000-33-3343-000000-601020	$93,000.00	$82,539.75	$291,553.00	213.5%	
OVERTIME	1000-33-3343-000000-601030	$150.00	$3,391.86	$1,116.00	644%	
EMPLOYEE PAYOFF	1000-33-3343-000000-601070	$0.00	$1,071.22	$0.00	0%	
REGULAR SALARIES	1000-33-3344-000000-601010	$164,710.00	$117,238.12	$145,860.00	-11.4%	
PART TIME - REGULAR	1000-33-3344-000000-601020	$113,000.00	$110,520.00	$481,819.00	326.4%	
OVERTIME	1000-33-3344-000000-601030	$6,500.00	$867.84	$1,096.00	-83.1%	
EMPLOYEE PAYOFF	1000-33-3344-000000-601070	$0.00	$2,591.26	$0.00	0%	
REGULAR SALARIES	1000-33-3347-000000-601010	$190,666.00	$148,620.01	$193,162.00	1.3%	
PART TIME - REGULAR	1000-33-3347-000000-601020	$40,000.00	$18,951.50	$269,562.00	573.9%	
OVERTIME	1000-33-3347-000000-601030	$2,500.00	$4,123.19	$6,518.00	160.7%	
EMPLOYEE PAYOFF	1000-33-3347-000000-601070	$0.00	$2,614.78	$0.00	0%	
REGULAR SALARIES	1000-33-3361-000000-601010	$43,857.00	$73,334.56	$127,426.00	190.5%	
OVERTIME	1000-33-3361-000000-601030	$0.00	$0.00	$847.00	N/A	
Total Salaries and Wages:		**$5,348,740.00**	**$4,205,732.46**	**$7,036,645.00**	**31.6%**	
Employee Benefits						
GF-PARKADM -GROUP HEALTH	1000-32-3201-000000-612101	$76,970.00	$66,515.29	$88,000.00	14.3%	
GF-PARKADM -GROUP LIFE	1000-32-3201-000000-612102	$433.00	$376.27	$509.00	17.6%	
GF-PARKADM -SOC SEC-MEDIC	1000-32-3201-000000-612200	$57,888.00	$46,735.34	$72,728.00	25.6%	

Name	Account ID	FY2022 Amended Budget	FY2022 Actual	FY2023 Budgeted	FY2022 Amended Budget vs. FY2023 Budgeted (% Change)	Notes
GF-PARKADM -PENSION-	1000-32-3201-000000-612300	$112,803.00	$97,111.16	$142,605.00	26.4%	
GF-PARKADM -WORK COMP	1000-32-3201-000000-612600	$17,165.00	$15,038.68	$18,891.00	10.1%	
GF-PARKOPS -GROUP HEALTH	1000-32-3202-000000-612101	$554,187.00	$427,297.27	$583,396.00	5.3%	
GF-PARKOPS -GROUP LIFE	1000-32-3202-000000-612102	$2,328.00	$1,839.41	$2,767.00	18.9%	
GF-PARKOPS -SOC SEC-MEDIC	1000-32-3202-000000-612200	$200,821.00	$146,847.61	$232,452.00	15.8%	
GF-PARKOPS -PENSION-	1000-32-3202-000000-612300	$389,305.00	$302,699.60	$453,460.00	16.5%	
GF-PARKOPS -WORK COMP	1000-32-3202-000000-612600	$120,316.00	$95,131.68	$136,749.00	13.7%	
GF-PARKROW -GROUP HEALTH	1000-32-3205-000000-612101	$0.00	$2,501.59	$0.00	0%	
GF-PARKROW -GROUP LIFE	1000-32-3205-000000-612102	$0.00	$9.97	$0.00	0%	
GF-PARKROW -SOC SEC-MEDIC	1000-32-3205-000000-612200	$0.00	$816.01	$190.00	N/A	
GF-PARKROW -PENSION-	1000-32-3205-000000-612300	$0.00	$1,630.58	$373.00	N/A	
GF-PARKROW -WORK COMP	1000-32-3205-000000-612600	$0.00	$508.91	$130.00	N/A	
GF-PKCREEK -GROUP HEALTH	1000-32-3206-000000-612101	$0.00	$384.86	$0.00	0%	
GF-PKCREEK -GROUP LIFE	1000-32-3206-000000-612102	$0.00	$1.73	$0.00	0%	
GF-PKCREEK -SOC SEC-MEDIC	1000-32-3206-000000-612200	$0.00	$136.32	$217.00	N/A	
GF-PKCREEK -PENSION-	1000-32-3206-000000-612300	$0.00	$266.74	$426.00	N/A	
GF-PKCREEK -WORK COMP	1000-32-3206-000000-612600	$0.00	$83.19	$149.00	N/A	
GF-PKRANGR -GROUP HEALTH	1000-32-3207-000000-612101	$53,879.00	$28,863.92	$56,000.00	3.9%	
GF-PKRANGR -GROUP LIFE	1000-32-3207-000000-612102	$245.00	$128.77	$288.00	17.6%	
GF-PKRANGR -SOC SEC-MEDIC	1000-32-3207-000000-612200	$24,596.00	$13,550.79	$29,107.00	18.3%	
GF-PKRANGR -PENSION-	1000-32-3207-000000-612300	$45,282.00	$26,826.72	$50,064.00	10.6%	
GF-PKRANGR -WORK COMP	1000-32-3207-000000-612600	$11,450.00	$6,463.13	$13,587.00	18.7%	
GF-PKMAMMO -GROUP HEALTH	1000-32-3208-000000-612101	$38,485.00	$29,120.48	$40,000.00	3.9%	
GF-PKMAMMO -GROUP LIFE	1000-32-3208-000000-612102	$162.00	$131.05	$203.00	25.3%	

Name	Account ID	FY2022 Amended Budget	FY2022 Actual	FY2023 Budgeted	FY2022 Amended Budget vs. FY2023 Budgeted (% Change)	Notes
GF-PKMAMMO -SOC SEC-MEDIC	1000-32-3208-000000-612200	$23,460.00	$17,823.57	$25,746.00	9.7%	
GF-PKMAMMO -PENSION-	1000-32-3208-000000-612300	$29,086.00	$24,223.23	$34,856.00	19.8%	
GF-PKMAMMO -WORK COMP	1000-32-3208-000000-612600	$15,337.00	$12,204.86	$16,859.00	9.9%	
GF-PARKDEV -GROUP HEALTH	1000-32-3210-000000-612101	$23,091.00	$10,536.21	$24,000.00	3.9%	
GF-PARKDEV -GROUP LIFE	1000-32-3210-000000-612102	$135.00	$61.78	$142.00	5.2%	
GF-PARKDEV -SOC SEC-MEDIC	1000-32-3210-000000-612200	$13,487.00	$5,417.55	$14,978.00	11.1%	
GF-PARKDEV -PENSION-	1000-32-3210-000000-612300	$26,447.00	$10,920.55	$29,368.00	11%	
GF-PARKDEV -WORK COMP	1000-32-3210-000000-612600	$818.00	$2,103.28	$2,828.00	245.7%	
GF-RECSWAC -GROUP HEALTH	1000-33-3342-000000-612101	$30,788.00	$24,502.26	$32,000.00	3.9%	
GF-RECSWAC -GROUP LIFE	1000-33-3342-000000-612102	$155.00	$122.63	$170.00	9.7%	
GF-RECSWAC -SOC SEC-MEDIC	1000-33-3342-000000-612200	$23,156.00	$21,706.61	$31,086.00	34.2%	
GF-RECSWAC -PENSION-	1000-33-3342-000000-612300	$26,651.00	$21,496.20	$29,932.00	12.3%	
GF-RECSWAC -WORK COMP	1000-33-3342-000000-612600	$4,834.00	$4,704.37	$8,561.00	77.1%	
GF-RECBLED -GROUP HEALTH	1000-33-3343-000000-612101	$30,788.00	$25,913.38	$32,000.00	3.9%	
GF-RECBLED -GROUP LIFE	1000-33-3343-000000-612102	$161.00	$132.79	$170.00	5.6%	
GF-RECBLED -SOC SEC-MEDIC	1000-33-3343-000000-612200	$22,835.00	$17,510.14	$37,026.00	62.1%	
GF-RECBLED -PENSION-	1000-33-3343-000000-612300	$27,502.00	$22,718.49	$28,867.00	5%	
GF-RECBLED -WORK COMP	1000-33-3343-000000-612600	$4,762.00	$3,761.97	$7,758.00	62.9%	
GF-RECDEWY -GROUP HEALTH	1000-33-3344-000000-612101	$23,091.00	$20,782.02	$24,000.00	3.9%	
GF-RECDEWY -GROUP LIFE	1000-33-3344-000000-612102	$120.00	$106.93	$131.00	9.2%	
GF-RECDEWY -SOC SEC-MEDIC	1000-33-3344-000000-612200	$21,742.00	$16,835.07	$48,101.00	121.2%	
GF-RECDEWY -PENSION-	1000-33-3344-000000-612300	$21,143.00	$18,021.02	$22,043.00	4.3%	
GF-RECDEWY -WORK COMP	1000-33-3344-000000-612600	$4,650.00	$3,686.81	$10,066.00	116.5%	
GF-RECATHL -GROUP HEALTH	1000-33-3347-000000-612101	$30,788.00	$25,785.10	$32,000.00	3.9%	

Name	Account ID	FY2022 Amended Budget	FY2022 Actual	FY2023 Budgeted	FY2022 Amended Budget vs. FY2023 Budgeted (% Change)	Notes
GF-RECATHL -GROUP LIFE	1000-33-3347-000000-612102	$157.00	$128.28	$165.00	5.1%	
GF-RECATHL -SOC SEC-MEDIC	1000-33-3347-000000-612200	$17,837.00	$12,619.20	$35,897.00	101.3%	
GF-RECATHL -PENSION-	1000-33-3347-000000-612300	$28,489.00	$23,232.08	$29,952.00	5.1%	
GF-RECATHL -WORK COMP	1000-33-3347-000000-612600	$3,316.00	$2,444.71	$7,234.00	118.2%	
GF-RECSPEC -GROUP HEALTH	1000-33-3361-000000-612101	$7,697.00	$10,134.44	$16,000.00	107.9%	
GF-RECSPEC -GROUP LIFE	1000-33-3361-000000-612102	$40.00	$59.41	$95.00	137.5%	
GF-RECSPEC -SOC SEC-MEDIC	1000-33-3361-000000-612200	$3,355.00	$5,136.13	$9,813.00	192.5%	
GF-RECSPEC -PENSION-	1000-33-3361-000000-612300	$6,579.00	$11,000.26	$19,241.00	192.5%	
GF-RECSPEC -WORK COMP	1000-33-3361-000000-612600	$2,021.00	$3,379.49	$5,916.00	192.7%	
Total Employee Benefits:		**$2,180,833.00**	**$1,690,227.89**	**$2,539,292.00**	**16.4%**	
Purchased Professional and Technical Services						
GF-PARKADM -SPEC SVC	1000-32-3201-000000-623100	$460,196.05	$411,910.56	$575,881.00	25.1%	
GF-PARKADM -SPECIAL SVCS -TEMP	1000-32-3201-000000-623105	$0.00	$0.00	$25,000.00	N/A	
GF-PARKADM -IT SERVICES	1000-32-3201-000000-623106	$0.00	$0.00	$510,836.00	N/A	
GF-PARKOPS -SPEC SVC	1000-32-3202-000000-623100	$212,244.00	$377,284.04	$508,601.00	139.6%	
GF-PARKOPS -SPEC SVC-TEMPS	1000-32-3202-000000-623105	$131,278.00	$89,551.49	$131,278.00	0%	
GF-PARKOPS -IT SERVICES	1000-32-3202-000000-623106	$0.00	$0.00	$41,042.00	N/A	
GF-PARKROW -SPEC SVC	1000-32-3205-000000-623100	-$24,943.00	$0.00	$0.00	-100%	
GF-PARKROW -SPEC SVC-TEMPS	1000-32-3205-000000-623105	$2,000.00	$0.00	$2,000.00	0%	
GF-PKRANGR -SPEC SVC	1000-32-3207-000000-623100	$7,600.00	$5,378.03	$10,100.00	32.9%	
GF-PKRANGR -IT SERVICES	1000-32-3207-000000-623106	$0.00	$0.00	$3,670.00	N/A	
GF-PKMAMMO -SPEC SVC	1000-32-3208-000000-623100	$9,180.00	$9,542.05	$10,403.00	13.3%	
GF-PKMAMMO -SPECIAL SVCS -TEM	1000-32-3208-000000-623105	$50,000.00	$9,034.02	$46,810.00	-6.4%	

Name	Account ID	FY2022 Amended Budget	FY2022 Actual	FY2023 Budgeted	FY2022 Amended Budget vs. FY2023 Budgeted (% Change)	Notes
GF-PKMAMMO -IT SERVICES	1000-32-3208-000000-623106	$0.00	$0.00	$11,423.00	N/A	
GF-PARKDEV -SPECIAL SVCS	1000-32-3210-000000-623100	$38,493.00	$33,293.00	$250,240.00	550.1%	
GF-PARKDEV -IT SERVICES	1000-32-3210-000000-623106	$0.00	$0.00	$6,657.00	N/A	
GF-RECSWAC -SPEC SVC	1000-33-3342-000000-623100	$37,183.00	$30,266.85	$39,112.00	5.2%	
GF-RECSWAC -SPEC SVC -TEMPS	1000-33-3342-000000-623105	$6,500.00	$707.20	$6,500.00	0%	
GF-RECSWAC -IT SERVICES	1000-33-3342-000000-623106	$0.00	$0.00	$13,050.00	N/A	
GF-RECBLED -SPEC SVC	1000-33-3343-000000-623100	$22,471.00	$21,317.71	$24,318.00	8.2%	
GF-RECBLED -SPEC SVC -TEMPS	1000-33-3343-000000-623105	$13,000.00	$2,162.40	$13,000.00	0%	
GF-RECBLED -IT SERVICES	1000-33-3343-000000-623106	$0.00	$0.00	$11,689.00	N/A	
GF-RECDEWY -SPEC SVC	1000-33-3344-000000-623100	$34,424.00	$15,458.33	$34,424.00	0%	
GF-RECDEWY -SPEC SVC -TEMPS	1000-33-3344-000000-623105	$15,000.00	$71.45	$15,000.00	0%	
GF-RECDEWY -IT SERVICES	1000-33-3344-000000-623106	$0.00	$0.00	$8,700.00	N/A	
GF-RECATHL -SPEC SVC	1000-33-3347-000000-623100	$204,125.00	$172,518.87	$204,125.00	0%	
GF-RECATHL -SPECIAL SVCS -TEMP	1000-33-3347-000000-623105	$7,384.00	$23,951.66	$10,384.00	40.6%	
GF-RECATHL -IT SERVICES	1000-33-3347-000000-623106	$0.00	$0.00	$13,390.00	N/A	
GF-RECSPEC -SPEC SVC	1000-33-3361-000000-623100	$162,035.00	$229,148.59	$172,035.00	6.2%	
GF-RECSPEC -IT SERVICES	1000-33-3361-000000-623106	$0.00	$0.00	$3,328.00	N/A	
Total Purchased Professional and Technical Services:		**$1,388,170.05**	**$1,431,596.25**	**$2,702,996.00**	**94.7%**	
Purchased Property Services						
GF-PARKADM -UTIL SVC -WATER	1000-32-3201-000000-634101	$683,350.00	$605,948.85	$700,000.00	2.4%	
GF-PARKADM -UTIL SVC-REFUSE	1000-32-3201-000000-634102	$91,200.00	$85,111.71	$108,447.00	18.9%	
GF-PARKADM -UTIL SVC-SEWER	1000-32-3201-000000-634103	$71,060.00	$69,180.58	$99,900.00	40.6%	
GF-PARKADM -UTIL SVC-LANDFILL	1000-32-3201-000000-634104	$24,000.00	$31,215.70	$45,000.00	87.5%	

Name	Account ID	FY2022 Amended Budget	FY2022 Actual	FY2023 Budgeted	FY2022 Amended Budget vs. FY2023 Budgeted (% Change)	Notes
GF-PKMAMMO -UTIL SVC - WATER	1000-32-3208-000000-634101	$12,804.00	$12,968.15	$17,100.00	33.6%	
GF-PKMAMMO -UTIL SVC-REFUSE	1000-32-3208-000000-634102	$876.00	$881.10	$1,110.00	26.7%	
GF-PKMAMMO -UTIL SVC-SEWER	1000-32-3208-000000-634103	$2,706.00	$135.70	$3,000.00	10.9%	
Total Purchased Property Services:		**$885,996.00**	**$805,441.79**	**$974,557.00**	**10%**	
Maintenance						
GF-PARKADM -MAINT-SIGNS&MARK	1000-32-3201-000000-644711	$0.00	$174.00	$0.00	0%	
GF-PARKADM -MAINT - EQUIP	1000-32-3201-000000-644801	$1,000.00	$984.90	$1,000.00	0%	
GF-PARKADM -MAINT - OTHER	1000-32-3201-000000-644815	$5,425.00	$6,050.31	$5,425.00	0%	
GF-PARKOPS -MAINT OF BUILDINGS	1000-32-3202-000000-644701	$25,000.00	$11,965.72	$25,000.00	0%	
GF-PARKOPS -MAINT - SIGNS&MARK	1000-32-3202-000000-644711	$10,000.00	$1,569.36	$10,000.00	0%	
GF-PARKOPS -MAINT-OTHR STRUCT	1000-32-3202-000000-644717	$177,152.62	$94,379.76	$174,000.00	-1.8%	
GF-PARKOPS -MAINT - IRRIGATION	1000-32-3202-000000-644718	$65,888.00	$26,316.90	$65,888.00	0%	
GF-PARKOPS -MAINT - ELECTRICAL	1000-32-3202-000000-644719	$69,500.00	$90,595.13	$69,500.00	0%	
GF-PARKOPS -MAINT - EQUIP	1000-32-3202-000000-644801	$50,550.00	$104,768.90	$85,550.00	69.2%	
GF-PARKOPS -MAINT - VEH PARTS	1000-32-3202-000000-644803	$145,581.00	$60,500.89	$102,127.00	-29.8%	
GF-PARKOPS -MAINT-VEH-OUTSIDE	1000-32-3202-000000-644805	$50,220.00	$69,999.45	$65,213.00	29.9%	
GF-PARKOPS -MAINT - VEH - MISC	1000-32-3202-000000-644810	$6,820.00	$9,787.86	$15,781.00	131.4%	
GF-PARKOPS -MAINT - OTHER	1000-32-3202-000000-644815	$1,047.00	$1,845.58	$1,047.00	0%	
GF-PARKOPS-MAINT-FLEET SVC	1000-32-3202-000000-644825	$127,232.00	$106,026.70	$0.00	-100%	
GF-PARKROW -MAINT - EQUIP	1000-32-3205-000000-644801	-$4,250.00	$0.00	$4,250.00	-200%	
GF-PARKROW -MAINT - VEH PARTS	1000-32-3205-000000-644803	-$37,752.00	$26,825.78	$28,629.00	-175.8%	
GF-PARKROW -MAINT-VEH-OUTSIDE	1000-32-3205-000000-644805	$6,371.00	$12,125.93	$10,202.00	60.1%	
GF-PARKROW -MAINT - VEH - MISC	1000-32-3205-000000-644810	-$1,410.00	$1,424.86	$1,532.00	-208.7%	

Name	Account ID	FY2022 Amended Budget	FY2022 Actual	FY2023 Budgeted	FY2022 Amended Budget vs. FY2023 Budgeted (% Change)	Notes
GF-PARKROW-MAINT-FLEET SVC	1000-32-3205-000000-644825	$42,996.00	$35,830.00	$0.00	-100%	
GF-PKCREEK -MAINT - VEH PARTS	1000-32-3206-000000-644803	$0.00	$9,807.25	$15,179.00	N/A	
GF-PKCREEK -MAINT -VEH-OUTSIDE	1000-32-3206-000000-644805	$0.00	$13,414.55	$30,815.00	N/A	
GF-PKCREEK -MAINT - VEH -MISC	1000-32-3206-000000-644810	$0.00	$120.00	$129.00	N/A	
GF-PKCREEK-MAINT-FLEET SVC	1000-32-3206-000000-644825	$9,549.00	$7,957.50	$0.00	-100%	
GF-PKRANGR -MAINT - EQUIP	1000-32-3207-000000-644801	$250.00	$0.00	$250.00	0%	
GF-PKRANGR -MAINT - VEH PARTS	1000-32-3207-000000-644803	$13,310.00	$1,414.69	$4,773.00	-64.1%	
GF-PKRANGR -MAINT-VEH-OUTSIDE	1000-32-3207-000000-644805	$2,500.00	$3,532.10	$3,177.00	27.1%	
GF-PKRANGR -MAINT - VEH -MISC	1000-32-3207-000000-644810	$6,700.00	$23,015.23	$3,059.00	-54.3%	
GF-PKRANGR-MAINT-FLEET SVC	1000-32-3207-000000-644825	$8,207.00	$6,839.20	$0.00	-100%	
GF-PKMAMMO -MAINT -SIGNS&MARK	1000-32-3208-000000-644711	$0.00	$285.27	$0.00	0%	
GF-PKMAMMO -MAINT - EQUIP	1000-32-3208-000000-644801	$1,800.00	$1,191.44	$2,500.00	38.9%	
GF-PKMAMMO -MAINTENANCE -OTHER	1000-32-3208-000000-644815	$2,781.00	$765.35	$2,781.00	0%	
GF-PARKDEV -MAINT - VEH PARTS	1000-32-3210-000000-644803	$530.00	$0.00	$0.00	-100%	
GF-PARKDEV -MAINT-VEH-OUTSIDE	1000-32-3210-000000-644805	$530.00	$0.00	$0.00	-100%	
GF-PARKDEV -MAINT - VEH -MISC	1000-32-3210-000000-644810	$300.00	$0.00	$0.00	-100%	
GF-PARKDEV -MAINT-OTHER	1000-32-3210-000000-644815	$6,466.00	$6,191.07	$9,033.00	39.7%	
GF-RECSWAC -MAINT - EQUIP	1000-33-3342-000000-644801	$3,639.00	$1,545.69	$6,639.00	82.4%	
GF-RECSWAC -MAINT - VEH PARTS	1000-33-3342-000000-644803	$1,491.00	$3.70	$12.00	-99.2%	
GF-RECSWAC -MAINT-VEH-OUTSIDE	1000-33-3342-000000-644805	$200.00	$0.00	$0.00	-100%	
GF-RECSWAC -MAINT - VEH -MISC	1000-33-3342-000000-644810	$150.00	$0.00	$677.00	351.3%	
GF-RECSWAC -MAINT - OTHER	1000-33-3342-000000-644815	$1,008.00	$0.00	$1,008.00	0%	
GF-RECSWAC-MAINT-FLEET SVC	1000-33-3342-000000-644825	$568.00	$473.30	$0.00	-100%	
GF-RECBLED -MAINT - EQUIP	1000-33-3343-000000-644801	$3,368.00	$2,416.64	$6,368.00	89.1%	

Name	Account ID	FY2022 Amended Budget	FY2022 Actual	FY2023 Budgeted	FY2022 Amended Budget vs. FY2023 Budgeted (% Change)	Notes
GF-RECBLED -MAINT - VEH PARTS	1000-33-3343-000000-644803	$532.00	$0.00	$248.00	-53.4%	
GF-RECBLED -MAINT-VEH-OUTSIDE	1000-33-3343-000000-644805	$100.00	$7.50	$2,365.00	2,265%	
GF-RECBLED -MAINT - VEH - MISC	1000-33-3343-000000-644810	$100.00	$0.00	$0.00	-100%	
GF-RECBLED -MAINT - OTHER	1000-33-3343-000000-644815	$1,512.00	$0.00	$1,512.00	0%	
GF-RECBLED-MAINT-FLEET SVC	1000-33-3343-000000-644825	$826.00	$688.30	$0.00	-100%	
GF-RECDEWY -MAINT - EQUIP	1000-33-3344-000000-644801	$2,760.00	$2,055.58	$5,760.00	108.7%	
GF-RECDEWY -MAINT - VEH PARTS	1000-33-3344-000000-644803	$1,682.00	$556.93	$599.00	-64.4%	
GF-RECDEWY -MAINT-VEH-OUTSIDE	1000-33-3344-000000-644805	$650.00	$55.00	$51.00	-92.2%	
GF-RECDEWY -MAINT - VEH - MISC	1000-33-3344-000000-644810	$200.00	$1,632.00	$1,754.00	777%	
GF-RECDEWY -MAINT - OTHER	1000-33-3344-000000-644815	$101.00	$0.00	$101.00	0%	
GF-RECDEWY-MAINT-FLEET SVC	1000-33-3344-000000-644825	$1,290.00	$1,075.00	$0.00	-100%	
GF-RECATHLET -MAINT-SIGN&MARK	1000-33-3347-000000-644711	$0.00	$97.00	$0.00	0%	
GF-RECATHL -MAINT - EQUIP	1000-33-3347-000000-644801	$4,357.00	$4,513.16	$4,400.00	1%	
GF-RECATHL -MAINT -OTHER	1000-33-3347-000000-644815	$300.00	$998.00	$998.00	232.7%	
GF-RECSPEC -MAINT - SIGNS&MARK	1000-33-3361-000000-644711	$0.00	$4,006.00	$0.00	0%	
GF-RECSPEC -MAINT - OTHER	1000-33-3361-000000-644815	$3,668.00	$1,086.30	$3,668.00	0%	
Total Maintenance:		**$822,795.62**	**$756,915.78**	**$773,000.00**	**-6.1%**	
Other Purchased Services						
GF-PARKADM -INSUR - PROPERTY	1000-32-3201-000000-655100	$32,742.00	$32,742.00	$42,302.00	29.2%	
GF-PARKADM -INSUR - AUTO LIAB	1000-32-3201-000000-655200	$39,908.00	$39,908.00	$57,799.00	44.8%	
GF-PARKADM -INSUR - GEN LIAB	1000-32-3201-000000-655300	$5,656.00	$5,656.00	$3,258.00	-42.4%	
GF-PARKADM - COMMUNICATIONS	1000-32-3201-000000-655600	$2,688.00	$5,959.10	$3,468.00	29%	
GF-PARKADM -CELL PHONES	1000-32-3201-000000-655602	$3,144.00	$4,553.80	$4,640.00	47.6%	
GF-PARKADM -TRAVEL&TRAIN	1000-32-3201-000000-655800	$9,500.00	$2,610.67	$9,500.00	0%	

Name	Account ID	FY2022 Amended Budget	FY2022 Actual	FY2023 Budgeted	FY2022 Amended Budget vs. FY2023 Budgeted (% Change)	Notes
GF-PARKADM -DUES AND MEMB	1000-32-3201-000000-655850	$600.00	$481.44	$600.00	0%	
GF-PARKADM -OTH PURCHSVC-EQUIP	1000-32-3201-000000-655901	$2,200.00	$1,762.54	$3,400.00	54.5%	
GF-PARKOPS -INSUR - GEN LIAB	1000-32-3202-000000-655300	$33,658.00	$33,658.00	$6,986.00	-79.2%	
GF-PARKOPS -COMMUNICATIONS	1000-32-3202-000000-655600	$1,824.00	$1,720.82	$1,824.00	0%	
GF-PARKOPS -CELL PHONES	1000-32-3202-000000-655602	$10,032.00	$6,610.33	$24,432.00	143.5%	
GF-PARKOPS -TRAVEL&TRAIN	1000-32-3202-000000-655800	$7,300.00	$4,939.72	$7,500.00	2.7%	
GF-PARKOPS -DUES AND MEMB	1000-32-3202-000000-655850	$1,125.00	$1,783.26	$1,125.00	0%	
GF-PARKOPS -OTH PURCHSVC-EQUIP	1000-32-3202-000000-655901	$8,151.00	$11,083.09	$10,551.00	29.4%	
GF-PARKROW -CELL PHONES	1000-32-3205-000000-655602	$0.00	$507.72	$0.00	0%	
GF-PKCREEK -CELL PHONES	1000-32-3206-000000-655602	$0.00	$633.12	$192.00	N/A	
GF-PKRANGR -INSUR - GEN LIAB	1000-32-3207-000000-655300	$4,140.00	$4,140.00	$682.00	-83.5%	
GF-PKRANGR -COMMUNICATIONS	1000-32-3207-000000-655600	$160.00	$130.02	$160.00	0%	
GF-PKRANGR -CELL PHONES	1000-32-3207-000000-655602	$1,800.00	$1,336.40	$3,720.00	106.7%	
GF-PKRANGR -TRAVEL&TRAIN	1000-32-3207-000000-655800	$6,000.00	$0.00	$3,500.00	-41.7%	
GF-PKRANGR -DUES AND MEMB	1000-32-3207-000000-655850	$20.00	$0.00	$20.00	0%	
GF-PKMAMMO -INSUR -PROPERTY	1000-32-3208-000000-655100	$2,028.00	$2,028.00	$2,620.00	29.2%	
GF-PKMAMMO -INSUR - GEN LIAB	1000-32-3208-000000-655300	$6,724.00	$6,724.00	$887.00	-86.8%	
GF-PKMAMMO -COMMUNICATIONS	1000-32-3208-000000-655600	$13,948.00	$4,836.34	$13,948.00	0%	
GF-PKMAMMO -CELL PHONES	1000-32-3208-000000-655602	$1,056.00	$746.49	$2,568.00	143.2%	
GF-PKMAMMO -ADVERTISING	1000-32-3208-000000-655700	$0.00	$1,500.00	$0.00	0%	
GF-PKMAMMO -ADVERT-PROMO	1000-32-3208-000000-655701	$15,600.00	$10,744.88	$15,600.00	0%	
GF-PKMAMMO -TRAVEL&TRAIN	1000-32-3208-000000-655800	$3,000.00	$1,218.88	$3,000.00	0%	
GF-PKMAMMO -DUES AND MEMB	1000-32-3208-000000-655850	$1,100.00	$600.00	$1,100.00	0%	
GF-PKMAMMO -OTH PURCHSVC-EQUIP	1000-32-3208-000000-655901	$9,597.00	$10,078.27	$15,360.00	60.1%	

Name	Account ID	FY2022 Amended Budget	FY2022 Actual	FY2023 Budgeted	FY2022 Amended Budget vs. FY2023 Budgeted (% Change)	Notes
GF-PKMAMMO -OTH PURCHSVC -COMP	1000-32-3208-000000-655908	$0.00	$364.77	$0.00	0%	
INSURANCE - GENERAL LIABILITY	1000-32-3210-000000-655300	$0.00	$0.00	$330.00	N/A	
GF-PARKDEV -CELL PHONES	1000-32-3210-000000-655602	$4,020.00	$2,899.84	$4,020.00	0%	
GF-PARKDEV -ADVERTISING	1000-32-3210-000000-655700	$0.00	$1,455.00	$0.00	0%	
GF-PARKDEV -ADVER-LEGAL ADS	1000-32-3210-000000-655702	$0.00	$299.97	$0.00	0%	
GF-PARKDEV -TRAVEL&TRAIN	1000-32-3210-000000-655800	$5,410.00	$2,381.24	$5,810.00	7.4%	
GF-PARKDEV -DUES AND MEMB	1000-32-3210-000000-655850	$2,463.00	$857.62	$2,463.00	0%	
GF-PARKDEV -OTH PURCHSVC-EQUIP	1000-32-3210-000000-655901	$1,000.00	$0.00	$1,000.00	0%	
GF-RECSWAC -INSUR - GEN LIAB	1000-33-3342-000000-655300	$3,017.00	$3,017.00	$671.00	-77.8%	
GF-RECSWAC -COMMUNICATIONS	1000-33-3342-000000-655600	$838.00	$793.09	$838.00	0%	
GF-RECSWAC -CELL PHONES	1000-33-3342-000000-655602	$600.00	$521.98	$1,536.00	156%	
GF-RECSWAC -ADVERTISING	1000-33-3342-000000-655700	$700.00	$14.00	$700.00	0%	
GF-RECSWAC -TRAVEL&TRAIN	1000-33-3342-000000-655800	$2,500.00	$1,542.50	$2,500.00	0%	
GF-RECSWAC -DUES AND MEMB	1000-33-3342-000000-655850	$275.00	$380.00	$410.00	49.1%	
GF-RECSWAC -OTH PURCHSVC-EQUIP	1000-33-3342-000000-655901	$24,350.00	$13,963.44	$28,150.00	15.6%	
GF-RECBLED -INSUR - GEN LIAB	1000-33-3343-000000-655300	$2,988.00	$2,988.00	$635.00	-78.7%	
GF-RECBLED -COMMUNICATIONS	1000-33-3343-000000-655600	$6,640.00	$15,362.22	$6,640.00	0%	
GF-RECBLED -CELL PHONES	1000-33-3343-000000-655602	$792.00	$753.08	$1,728.00	118.2%	
GF-RECBLED -TRAVEL&TRAIN	1000-33-3343-000000-655800	$2,500.00	$888.00	$2,500.00	0%	
GF-RECBLED -DUES AND MEMB	1000-33-3343-000000-655850	$190.00	$1,104.51	$380.00	100%	
GF-RECBLED -OTH PURCHSVC-EQUIP	1000-33-3343-000000-655901	$18,556.00	$17,687.70	$19,356.00	4.3%	
GF-RECDEWY -INSUR - GEN LIAB	1000-33-3344-000000-655300	$3,017.00	$3,017.00	$623.00	-79.4%	
GF-RECDEWY -COMMUNICATIONS	1000-33-3344-000000-655600	$9,180.00	$7,711.47	$9,180.00	0%	
GF-RECDEWY -CELL PHONES	1000-33-3344-000000-655602	$984.00	$984.18	$1,920.00	95.1%	

Name	Account ID	FY2022 Amended Budget	FY2022 Actual	FY2023 Budgeted	FY2022 Amended Budget vs. FY2023 Budgeted (% Change)	Notes
GF-RECDEWY -TRAVEL&TRAIN	1000-33-3344-000000-655800	$2,500.00	$1,292.00	$2,500.00	0%	
GF-RECDEWY -DUES AND MEMB	1000-33-3344-000000-655850	$105.00	$335.00	$350.00	233.3%	
GF-RECDEWY -OTH PURCHSVC-EQUIP	1000-33-3344-000000-655901	$26,467.00	$16,926.52	$26,767.00	1.1%	
GF-RECATHL -INSUR - GEN LIAB	1000-33-3347-000000-655300	$1,638.00	$1,638.00	$845.00	-48.4%	
GF-RECATHL -COMMUNICATIONS	1000-33-3347-000000-655600	$6,180.00	$14,710.17	$16,579.00	168.3%	
GF-RECATHL -CELL PHONES	1000-33-3347-000000-655602	$2,400.00	$2,345.76	$3,556.00	48.2%	
GF-RECATHL -TRAVEL&TRAIN	1000-33-3347-000000-655800	$2,464.00	$4,968.99	$2,464.00	0%	
GF-RECATHL -DUES AND MEMB	1000-33-3347-000000-655850	$375.00	$247.50	$585.00	56%	
GF-RECATHL -OTH PURCHSVC-EQUIP	1000-33-3347-000000-655901	$16,885.00	$15,547.56	$20,800.00	23.2%	
INSURANCE - GENERAL LIABILITY	1000-33-3361-000000-655300	$0.00	$0.00	$484.00	N/A	
GF-RECSPEC -CELL PHONES	1000-33-3361-000000-655602	$2,880.00	$448.86	$2,880.00	0%	
GF-RECSPEC -ADVERTISING	1000-33-3361-000000-655700	$66,500.00	$35,143.32	$66,500.00	0%	
GF-RECSPEC -TRAVEL&TRAIN	1000-33-3361-000000-655800	$3,000.00	$400.00	$5,000.00	66.7%	
GF-RECSPEC -DUES AND MEMB	1000-33-3361-000000-655850	$580.00	$100.00	$580.00	0%	
GF-RECSPEC -OTH PURCHSVC-EQUIP	1000-33-3361-000000-655901	$69,244.00	$76,383.80	$79,244.00	14.4%	
GF-RECSPEC -OTH PUR SVC -OTHER	1000-33-3361-000000-655909	$0.00	$72.00	$0.00	0%	
Total Other Purchased Services:		**$514,939.00**	**$448,238.98**	**$561,266.00**	**9%**	
Supplies						
GF-PARKADM -SUPPL - OFFICE	1000-32-3201-000000-666101	$13,926.00	$8,631.28	$13,926.00	0%	
GF-PARKADM -SUPPL-MINOR TOOLS	1000-32-3201-000000-666102	$480.00	$1,390.84	$480.00	0%	
GF-PARKADM -SUPPL - NON-EXPEND	1000-32-3201-000000-666103	$53,567.16	$8,052.53	$93,000.00	73.6%	
GF -PARKS ADM -WEARING APPARAL	1000-32-3201-000000-666105	$0.00	$301.00	$0.00	0%	
GF-PARKADM -SUPPL-CHEMIC&MEDIC	1000-32-3201-000000-666106	$150.00	$170.86	$150.00	0%	
GF-PARKADM -SUPPL-JANITOR/MECH	1000-32-3201-000000-666107	$450.00	$278.17	$450.00	0%	

Name	Account ID	FY2022 Amended Budget	FY2022 Actual	FY2023 Budgeted	FY2022 Amended Budget vs. FY2023 Budgeted (% Change)	Notes
GF-PARKADM -SUPPL - OTHER	1000-32-3201-000000-666110	$8,762.00	$3,550.64	$8,762.00	0%	
GF-PARKADM -ENERGY-HEAT&FUEL	1000-32-3201-000000-666201	$16,000.00	$19,878.19	$19,941.00	24.6%	
GF-PARKADM -ENERGY -ELECTRIC	1000-32-3201-000000-666202	$74,200.00	$63,585.19	$49,483.00	-33.3%	
GF-PARKOPS -SUPPL-MINOR TOOLS	1000-32-3202-000000-666102	$48,950.00	$92,266.23	$48,950.00	0%	
GF-PARKOPS -SUPPL - NON-EXPEND	1000-32-3202-000000-666103	$57,570.00	$97,709.60	$59,870.00	4%	
GF-PARKOPS -SUPPL-WEAR-APPARL	1000-32-3202-000000-666105	$30,715.00	$19,116.97	$30,715.00	0%	
GF-PARKOPS -SUPPL-CHEMIC&MEDIC	1000-32-3202-000000-666106	$51,085.00	$57,365.76	$51,085.00	0%	
GF-PARKOPS -SUPPL-JANITOR/MECH	1000-32-3202-000000-666107	$51,000.00	$101,081.16	$51,000.00	0%	
GF-PARKOPS -SUPPL-BOTANIC/AGRI	1000-32-3202-000000-666108	$44,945.00	$63,078.99	$44,945.00	0%	
GF-PARKOPS -SUPPL - OTHER	1000-32-3202-000000-666110	$23,214.00	$25,562.55	$23,214.00	0%	
GF-PARKOPS -ENERGY-HEAT&FUEL	1000-32-3202-000000-666201	$8,200.00	$4,663.14	$4,708.00	-42.6%	
GF-PARKOPS -ENERGY -ELECTRIC	1000-32-3202-000000-666202	$62,600.00	$52,059.37	$62,223.00	-0.6%	
GF-PARKOPS -ENER-PROP/BUT/ACET	1000-32-3202-000000-666205	$2,500.00	$3,425.12	$1,271.00	-49.2%	
GF-PARKOPS -FUEL&LUBR -UNLEAD	1000-32-3202-000000-666301	$85,527.00	$78,873.65	$101,446.00	18.6%	
GF-PARKOPS -FUEL&LUB-DIESEL	1000-32-3202-000000-666302	$46,254.00	$13,854.58	$31,802.00	-31.2%	
GF-PARKOPS -FUEL&LUBR -LUBRS	1000-32-3202-000000-666303	$2,520.00	$802.96	$688.00	-72.7%	
GF-PARKOPS -FLT SVC ALLOC.	1000-32-3202-000000-666825	$13,890.00	$11,575.00	$133,009.00	857.6%	
GF-PARKROW -FUEL&LUBR -UNLEAD	1000-32-3205-000000-666301	$0.00	$16,007.86	$21,349.00	N/A	
GF-PARKROW -FUEL&LUB-DIESEL	1000-32-3205-000000-666302	$0.00	$9,019.19	$16,935.00	N/A	
GF-PARKROW -FUEL&LUBR -LUBRS	1000-32-3205-000000-666303	$0.00	$374.40	$345.00	N/A	
GF-PARKROW -FLT SVC ALLOC.	1000-32-3205-000000-666825	$4,421.00	$3,684.20	$51,288.00	1,060.1%	
GF-PKCREEK -FUEL&LUBR -UNLEAD	1000-32-3206-000000-666301	$0.00	$1,458.46	$2,514.00	N/A	
GF-PKCREEK -FUEL&LUB-DIESEL	1000-32-3206-000000-666302	$0.00	$19,858.61	$20,662.00	N/A	
GF-PKCREEK -FUEL&LUBR -LUBRS	1000-32-3206-000000-666303	$0.00	$412.68	$529.00	N/A	

Name	Account ID	FY2022 Amended Budget	FY2022 Actual	FY2023 Budgeted	FY2022 Amended Budget vs. FY2023 Budgeted (% Change)	Notes
GF-PKCREEK -FLT SVC ALLOC.	1000-32-3206-000000-666825	$5,133.00	$4,277.50	$7,876.00	53.4%	
GF-PKRANGR -SUPPL - OFFICE	1000-32-3207-000000-666101	$1,000.00	$0.00	$1,000.00	0%	
GF-PKRANGR -SUPPL-MINOR TOOLS	1000-32-3207-000000-666102	$2,800.00	$214.93	$2,800.00	0%	
GF-PKRANGR -SUPPL-WEAR-APPARL	1000-32-3207-000000-666105	$4,200.00	$0.00	$4,200.00	0%	
GF-PKRANGR -SUPPL-CHEMIC&MEDIC	1000-32-3207-000000-666106	$3,365.00	$1,066.96	$3,365.00	0%	
GF-PKRANGR -SUPPL-JANITOR/MECH	1000-32-3207-000000-666107	$0.00	$53.75	$0.00	0%	
GF-PKRANGR -SUPPL-BOTANIC/AGRI	1000-32-3207-000000-666108	$200.00	$0.00	$200.00	0%	
GF-PKRANGR -SUPPL - OTHER	1000-32-3207-000000-666110	$7,000.00	$5,515.69	$7,000.00	0%	
GF-PKRANGR -FUEL&LUBR -UNLEAD	1000-32-3207-000000-666301	$13,721.00	$7,731.77	$15,149.00	10.4%	
GF-PKRANGR -FUEL&LUBR -LUBRS	1000-32-3207-000000-666303	$33.00	$0.00	$0.00	-100%	
GF-PKRANGR -FLT SVC ALLOC.	1000-32-3207-000000-666825	$2,188.00	$1,823.30	$12,023.00	449.5%	
GF-PKMAMMO -SUPPL -OFFICE	1000-32-3208-000000-666101	$10,258.00	$7,532.11	$10,258.00	0%	
GF-PKMAMMO -SUPPL-MINOR TOOLS	1000-32-3208-000000-666102	$300.00	$888.72	$300.00	0%	
GF-PKMAMMO -SUPPL - NON-EXPEND	1000-32-3208-000000-666103	$0.00	$4,465.92	$12,000.00	N/A	
GF-PKMAMMO -SUPPL-WEAR-APPARL	1000-32-3208-000000-666105	$4,680.00	$6,536.52	$4,680.00	0%	
GF-PKMAMMO -SUPPL-CHEMIC&MEDIC	1000-32-3208-000000-666106	$232.00	$521.83	$232.00	0%	
GF-PKMAMMO -SUPPL-JANITOR/MECH	1000-32-3208-000000-666107	$100.00	$1,284.30	$500.00	400%	
GF-PKMAMMO -SUPPL - OTHER	1000-32-3208-000000-666110	$16,354.00	$8,607.65	$12,000.00	-26.6%	
GF-PKMAMMO -ENERGY -ELECTRIC	1000-32-3208-000000-666202	$16,200.00	$12,664.98	$13,719.00	-15.3%	
GF-PKMAMMO-ENER-PROP/BUT/ACET	1000-32-3208-000000-666205	$100.00	$0.00	$100.00	0%	
GF-PARKDEV -SUPPL - NON-EXPEND	1000-32-3210-000000-666103	$0.00	$1,356.96	$4,500.00	N/A	
GF-PARKDEV -SUPPL-WEAR-APPARL	1000-32-3210-000000-666105	$375.00	$168.00	$375.00	0%	
GF-PARKDEV -SUPPLIES -CHEM&MED	1000-32-3210-000000-666106	$600.00	$11.42	$600.00	0%	
GF-PARKDEV -SUPPL - OTHER	1000-32-3210-000000-666110	$0.00	$179.20	$0.00	0%	

Name	Account ID	FY2022 Amended Budget	FY2022 Actual	FY2023 Budgeted	FY2022 Amended Budget vs. FY2023 Budgeted (% Change)	Notes
GF-RECSWAC -SUPPL - OFFICE	1000-33-3342-000000-666101	$3,725.00	$2,749.98	$3,725.00	0%	
GF-RECSWAC -SUPPL-MINOR TOOLS	1000-33-3342-000000-666102	$600.00	$906.29	$600.00	0%	
GF-RECSWAC -SUPPL - NON-EXPEND	1000-33-3342-000000-666103	$0.00	$4,435.91	$1,000.00	N/A	
GF-RECSWAC -SUPPL-WEAR-APPARL	1000-33-3342-000000-666105	$950.00	$1,157.50	$950.00	0%	
GF-RECSWAC -SUPPL-CHEMIC&MEDIC	1000-33-3342-000000-666106	$140.00	$1,054.30	$300.00	114.3%	
GF-RECSWAC-SUPPL-JANITOR/MECH	1000-33-3342-000000-666107	$1,000.00	$128.02	$1,000.00	0%	
GF-RECSWAC -SUPPL - OTHER	1000-33-3342-000000-666110	$18,800.00	$19,383.93	$22,800.00	21.3%	
GF-RECSWAC -ENERGY-HEAT&FUEL	1000-33-3342-000000-666201	$6,300.00	$4,119.86	$5,476.00	-13.1%	
GF-RECSWAC -ENERGY - ELECTRIC	1000-33-3342-000000-666202	$19,900.00	$16,198.32	$15,979.00	-19.7%	
GF-RECSWAC -FUEL&LUBR - UNLEAD	1000-33-3342-000000-666301	$2,530.00	$822.54	$2,551.00	0.8%	
GF-RECSWAC -FUEL&LUBR - LUBRS	1000-33-3342-000000-666303	$50.00	$0.00	$0.00	-100%	
GF-RECSWAC -FLT SVC ALLOC.	1000-33-3342-000000-666825	$107.00	$89.20	$677.00	532.7%	
GF-RECBLED -SUPPL - OFFICE	1000-33-3343-000000-666101	$2,000.00	$2,916.13	$2,500.00	25%	
GF-RECBLED -SUPPL-MINOR TOOLS	1000-33-3343-000000-666102	$20.00	$87.51	$200.00	900%	
GF-RECBLED -SUPPL - NON-EXPEND	1000-33-3343-000000-666103	$1,200.00	$1,585.41	$2,200.00	83.3%	
GF-RECBLED -SUPPL-WEAR-APPARL	1000-33-3343-000000-666105	$800.00	$0.00	$800.00	0%	
GF-RECBLED -SUPPL-CHEMIC&MEDIC	1000-33-3343-000000-666106	$52.00	$0.00	$200.00	284.6%	
GF-RECBLED -SUPPL-JANITOR/MECH	1000-33-3343-000000-666107	$1,000.00	$23.96	$1,000.00	0%	
GF-RECBLED -SUPPL - OTHER	1000-33-3343-000000-666110	$8,886.00	$14,469.02	$13,886.00	56.3%	
GF-RECBLED -ENERGY-HEAT&FUEL	1000-33-3343-000000-666201	$6,750.00	$6,987.22	$7,036.00	4.2%	
GF-RECBLED -ENERGY - ELECTRIC	1000-33-3343-000000-666202	$23,300.00	$18,665.11	$20,084.00	-13.8%	
GF-RECBLED -FUEL&LUBR - UNLEAD	1000-33-3343-000000-666301	$1,315.00	$912.84	$1,453.00	10.5%	
GF-RECBLED -FUEL&LUBR - LUBRS	1000-33-3343-000000-666303	$46.00	$0.00	$0.00	-100%	
GF-RECBLED -FLT SVC ALLOC.	1000-33-3343-000000-666825	$177.00	$147.50	$686.00	287.6%	

Name	Account ID	FY2022 Amended Budget	FY2022 Actual	FY2023 Budgeted	FY2022 Amended Budget vs. FY2023 Budgeted (% Change)	Notes
GF-RECDEWY -SUPPL - OFFICE	1000-33-3344-000000-666101	$2,945.00	$4,756.35	$2,945.00	0%	
GF-RECDEWY -SUPPL-MINOR TOOLS	1000-33-3344-000000-666102	$35.00	$208.00	$35.00	0%	
GF-RECDEWY -SUPPL - NON-EXPEND	1000-33-3344-000000-666103	$0.00	$3,240.94	$1,000.00	N/A	
GF-RECDEWY -SUPPL-WEAR-APPARL	1000-33-3344-000000-666105	$800.00	$0.00	$975.00	21.9%	
GF-RECDEWY -SUPPL-CHEMIC&MEDIC	1000-33-3344-000000-666106	$1,000.00	$345.00	$1,000.00	0%	
GF-RECDEWY -SUPPL-JANITOR/MECH	1000-33-3344-000000-666107	$0.00	$222.81	$0.00	0%	
GF-RECDEWY -SUPPL - OTHER	1000-33-3344-000000-666110	$11,289.00	$13,290.74	$12,289.00	8.9%	
GF-RECDEWY -ENERGY-HEAT&FUEL	1000-33-3344-000000-666201	$4,500.00	$5,488.39	$5,352.00	18.9%	
GF-RECDEWY -ENERGY - ELECTRIC	1000-33-3344-000000-666202	$14,600.00	$12,535.51	$13,738.00	-5.9%	
GF-RECDEWY -FUEL&LUBR - UNLEAD	1000-33-3344-000000-666301	$2,122.00	$1,357.16	$2,314.00	9%	
GF-RECDEWY -FUEL&LUBR - LUBRS	1000-33-3344-000000-666303	$55.00	$0.00	$0.00	-100%	
GF-RECDEWY -FLT SVC ALLOC.	1000-33-3344-000000-666825	$191.00	$159.20	$2,169.00	1,035.6%	
GF-RECATHL -SUPPL - OFFICE	1000-33-3347-000000-666101	$2,350.00	$2,951.00	$2,350.00	0%	
GF-RECATHL -SUPPL-MINOR TOOLS	1000-33-3347-000000-666102	$162.00	$339.85	$300.00	85.2%	
GF-RECATHL -SUPPL - NON-EXPEND	1000-33-3347-000000-666103	$24,736.00	$3,666.47	$25,736.00	4%	
GF-RECATHL -SUPPL-CHEMIC&MEDIC	1000-33-3347-000000-666106	$550.00	$650.35	$650.00	18.2%	
GF-RECATHL -SUPPL-JANITOR/MECH	1000-33-3347-000000-666107	$2,500.00	$293.27	$2,500.00	0%	
GF-RECATHL -SUPPL - OTHER	1000-33-3347-000000-666110	$32,750.00	$34,400.86	$32,750.00	0%	
GF-RECATHL -ENERGY-HEAT&FUEL	1000-33-3347-000000-666201	$3,750.00	$0.00	$2,087.00	-44.3%	
GF-RECATHL -ENERGY - ELECTRIC	1000-33-3347-000000-666202	$41,700.00	$59,126.56	$49,881.00	19.6%	
GF-RECSPEC -SUPPL - OFFICE	1000-33-3361-000000-666101	$0.00	$38.41	$0.00	0%	
GF-RECSPEC -SUPPL - NON-EXPEND	1000-33-3361-000000-666103	$3,000.00	$108.76	$3,000.00	0%	
GF-RECSPEC -SUPPL-WEAR-APPARL	1000-33-3361-000000-666105	$0.00	$42.00	$0.00	0%	
GF-RECSPEC -SUPPL-CHEMIC&MEDIC	1000-33-3361-000000-666106	$0.00	$189.04	$0.00	0%	

Name	Account ID	FY2022 Amended Budget	FY2022 Actual	FY2023 Budgeted	FY2022 Amended Budget vs. FY2023 Budgeted (% Change)	Notes
GF-RECSPEC -SUPPL - OTHER	1000-33-3361-000000-666110	$9,000.00	$9,570.62	$9,000.00	0%	
GF-RECSPEC -ENERGY - ELECTRIC	1000-33-3361-000000-666202	$1,000.00	$757.74	$914.00	-8.6%	
Total Supplies:		**$1,048,448.16**	**$1,093,570.27**	**$1,333,705.00**	**27.2%**	
Other Operating Expenses						
GF-PARKADM -OTH EXP-BANK CHG	1000-32-3201-000000-678328	$6,736.00	$6,076.97	$6,736.00	0%	
GF-PKMAMMO -OTH EXP-BANK CHG	1000-32-3208-000000-678328	$10,000.00	$9,011.33	$10,000.00	0%	
GF-PKMAMMO -INV PURCH RESALE	1000-32-3208-000000-678600	$100,000.00	$169,481.56	$160,000.00	60%	
GF-RECSWAC -INV PURCH RESALE	1000-33-3342-000000-678600	$7,750.00	$6,612.48	$7,750.00	0%	
GF-RECBLED -INV PURCH RESALE	1000-33-3343-000000-678600	$1,200.00	$1,020.00	$1,200.00	0%	
GF-RECDEWY -INV PURCH RESALE	1000-33-3344-000000-678600	$4,250.00	$1,755.76	$4,250.00	0%	
GF-RECATHL -INV PURCH RESALE	1000-33-3347-000000-678600	$3,500.00	$2,528.86	$5,600.00	60%	
Total Other Operating Expenses:		**$133,436.00**	**$196,486.96**	**$195,536.00**	**46.5%**	
Capital Expenditures						
GF-PARKOPS -MACH & EQUIP - MACH	1000-32-3202-000000-757402	$16,300.00	$16,300.00	$180,000.00	1,004.3%	
Total Capital Expenditures:		**$16,300.00**	**$16,300.00**	**$180,000.00**	**1,004.3%**	
Total Expense Objects:		**$12,339,657.83**	**$10,644,510.38**	**$16,296,997.00**	**32.1%**	

Housing and Community Development

Mission
To make Waco a "Place of Choice" by developing and administering programs that enhance the quality of life by providing sustainable housing and community development programs throughout Waco.

Departmental Overview
Housing is responsible for the oversight of federal entitlement and participating jurisdiction grants received from the U.S. Department of Housing and Urban Development (HUD).

Division and FTEs
Housing and Community Development: 3.40 FTEs

Programs of Services
The Housing division provides the full array of HUD grant services that provide housing and community improvements through these activities: down payment assistance for home purchase, home rehabilitation including roof and home repairs, lead abatement, tenant based rental assistance, development and acquisition, economic development, and public services with community partners for homeless shelters, childcare services, along with homeless service coordination.

FY22 Accomplishments
- Provided rehabilitation, lead abatement and home repairs to homes
- Provided COVID impact relief through small business grants
- Distributed homebuyer assistance to first-time homeowners & rental assistance to low-income households or homeless persons
- Provided education, care, counseling & homeless and domestic violence assistance to persons impacting family households.
- Translated all departmental applications, public communications, and fliers in Spanish.

FY23 Objectives
- Develop and implement strategies designed to support recommendations identified in the Strategic Housing Plan with the goal of addressing the supply, stability, and subsidy relating to our housing inventory.
- Housing opportunities will be created through housing-assisted programs to holistically address housing needs, including but not limited to homelessness, special needs, and affordable housing. The City of Waco will maintain and establish local, state, and national partnerships to ensure continuous success and stimulate private investment in housing development.
- Community partners will increase service levels to assist in the improvement of the quality of life for residents through the various programs offered, including decreasing the number of chronic homeless persons in Waco, and additional services for residents that may eliminate barriers to improve their quality of life.
- All programs and activities within the department will work closely with those leading the Prosper Waco Initiative, a city-wide collective impact initiative focused on Education, Health, and Financial Security to resolve poverty issues.

Performance Measures

Strategic Goal: Improve Infrastructure	
Performance Indicators	Proposed FY 2022-2023
Public Facility / Infrastructure Activity	Grant fund 1 project/activity improving a low-income neighborhood

Strategic Goal: Provide a Save & Resilient City	
Performance Indicators	Proposed FY 2022-2023
Shelter Services	Grant fund shelter program for overnight and emergency transitional housing

Strategic Goal: Enhance Quality of Life	
Performance Indicators	Proposed FY 2022-2023
Parent /Child Education & Development	Grant fund community programs to implement services to low-income families providing 47 households/persons with parenting and therapeutic assistance to empowering families and impacting child development

Strategic Goal: Support Sustainability	
Performance Indicators	Proposed FY 2022-2023
Housing Rehabilitation for low-income homeowners to improve and make safe housing	Conduct 20-29 home rehabilitation projects
Down Payment Assistance to low-income home buyers	Grant fund direct financial assistance to 5-9 home buyers
Community Housing Development/ Acquisition to provide housing for low-income buyers	Acquire/develop 1-3 homes
Tenant Based Rental Assistance for low income or homeless persons	Grant fund a rental assistance program to avoid potential homelessness or provide housing for a homeless person

Department Diversity
By Race/Ethnicity and Gender

	American Indian/Alaskan Native	Hispanic or Latino	Asian	Black or African American	Native Hawaiian or Pacific Islander	White	Two or More Races		Male	Female
City of Waco Population*	0.4%	31.8%	2.2%	20.6%	0.1%	43.7%	6.4%		48.4%	51.6%
City Organization	1%	19%	1%	10%	0%	67%	2%		64%	36%
Community Services	0%	21%	0%	21%	0%	58%	0%		53%	47%

*U.S.Census Bureau: https://www.census.gov/quickfacts/wacocitytexas

Expenditures Summary

The Housing department will see a decrease in their base budget for FY 23 due to the Code Compliance division being moved to the Development Services department.

$572,829 **-$1,571,333**
(-73.28% vs. prior year)

Housing and Community Development Proposed and Historical Budget vs. Actual

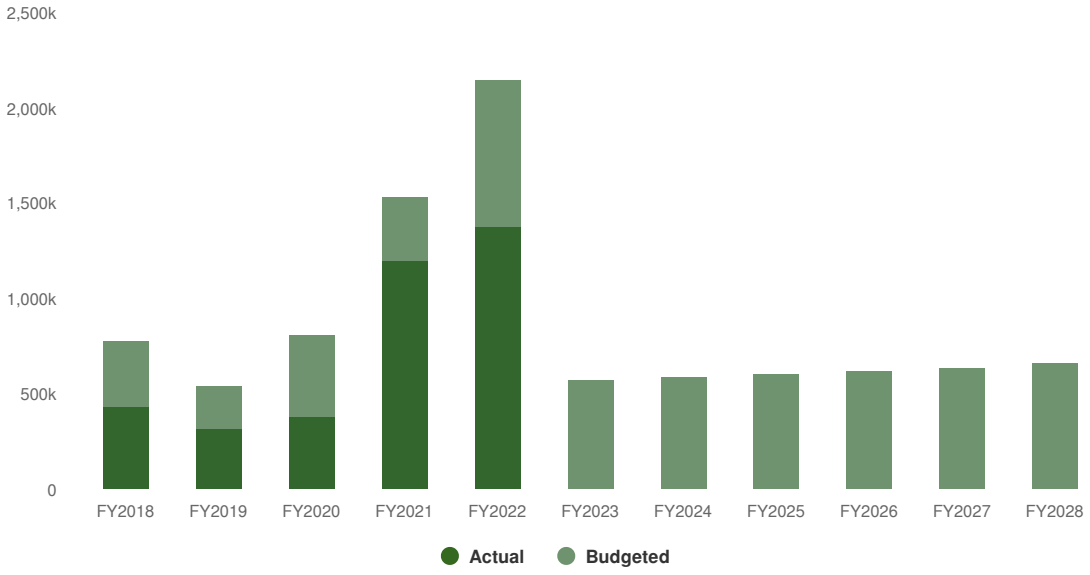

Expenditures by Function

Budgeted Expenditures by Function

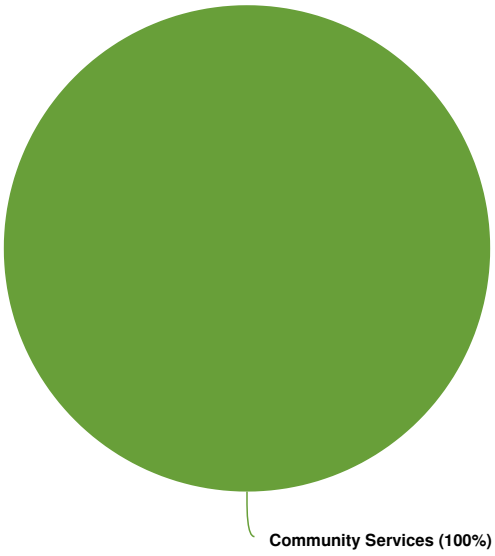

Budgeted and Historical Expenditures by Function

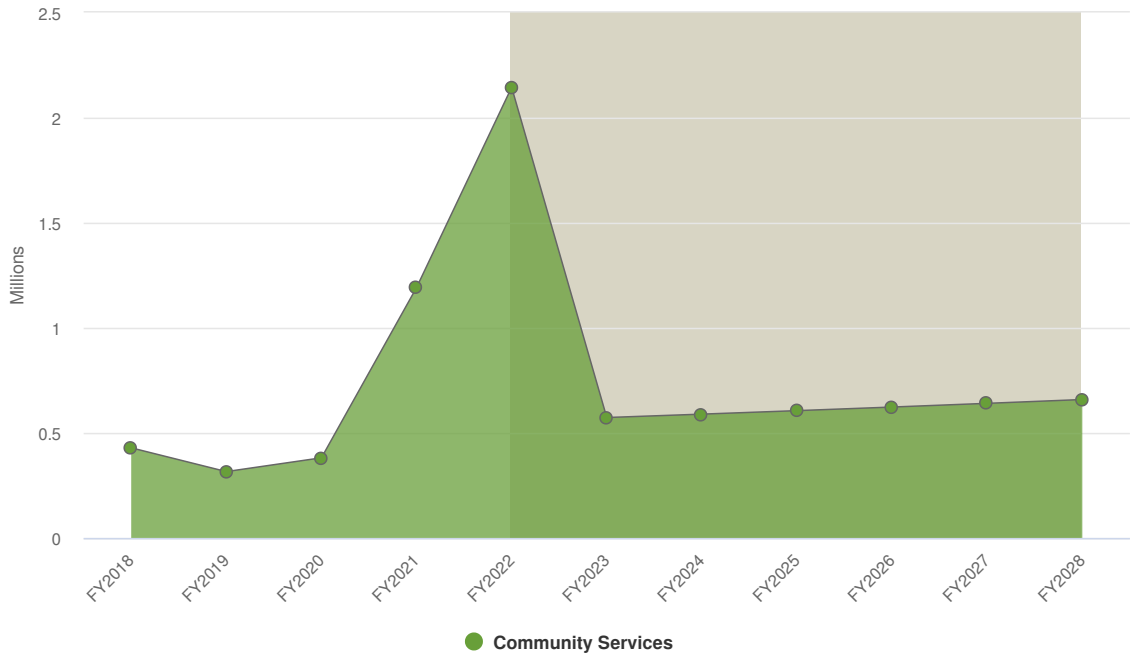

Grey background indicates budgeted figures.

Name	Account ID	FY2022 Amended Budget	FY2022 Actual	FY2023 Budgeted	FY2022 Amended Budget vs. FY2023 Budgeted (% Change)	Notes
Expenditures						
Culture & Recreation						
Community Services						
REGULAR SALARIES	1000-34-3401-000000-601010	$525,080.00	$150,089.20	$298,197.00	-43.2%	
OVERTIME	1000-34-3401-000000-601030	$0.00	$24.92	$26.00	N/A	
EMPLOYEE PAYOFF	1000-34-3401-000000-601070	$0.00	$29,406.96	$0.00	0%	
GF-CODE -REGULAR SALARIES	1000-34-3403-000000-601010	$690,674.00	$533,725.59	$0.00	-100%	
GF-CODE -OVERTIME	1000-34-3403-000000-601030	$0.00	$33.45	$698.00	N/A	
GF-CODE -EMPLOYEE PAYOFF	1000-34-3403-000000-601070	$0.00	$5,464.53	$0.00	0%	
GF-HOUSING -GROUP HEALTH	1000-34-3401-000000-612101	$53,494.00	$12,201.52	$27,200.00	-49.2%	
GF-HOUSING -GROUP LIFE	1000-34-3401-000000-612102	$320.00	$69.60	$159.00	-50.3%	
GF-HOUSING -SOC SEC-MEDIC	1000-34-3401-000000-612200	$40,169.00	$13,372.03	$22,814.00	-43.2%	

Name	Account ID	FY2022 Amended Budget	FY2022 Actual	FY2023 Budgeted	FY2022 Amended Budget vs. FY2023 Budgeted (% Change)	Notes
GF-HOUSING -PENSION-	1000-34-3401-000000-612300	$78,762.00	$26,928.19	$44,734.00	-43.2%	
GF-HOUSING -WORK COMP	1000-34-3401-000000-612600	$1,189.00	$551.29	$676.00	-43.1%	
GF-CODE -GROUP HEALTH	1000-34-3403-000000-612101	$107,759.00	$90,183.68	$0.00	-100%	
GF-CODE -GROUP LIFE	1000-34-3403-000000-612102	$566.00	$457.30	$0.00	-100%	
GF-CODE -SOC SEC-MEDIC	1000-34-3403-000000-612200	$52,837.00	$38,674.28	$53.00	-99.9%	
GF-CODE -PENSION-	1000-34-3403-000000-612300	$103,601.00	$80,871.62	$105.00	-99.9%	
GF-CODE -WORK COMP	1000-34-3403-000000-612600	$6,673.00	$6,362.81	$37.00	-99.4%	
GF-HOUSING -SPEC SVC	1000-34-3401-000000-623100	$152,236.00	$47,502.31	$18,600.00	-87.8%	
GF-HOUSING -IT SERVICES	1000-34-3401-000000-623106	$0.00	$0.00	$69,375.00	N/A	
GF-CODE -SPEC SVC	1000-34-3403-000000-623100	$49,399.50	$33,191.43	$0.00	-100%	
GF-CODE -SPSVC-CITY OWNED LOTS	1000-34-3403-000000-623100-A0731	$84,277.00	$61,855.06	$0.00	-100%	
GF-CODE -SPEC SVC-PRIVATE LOTS	1000-34-3403-000000-623100-A0732	$23,080.00	$59,688.52	$0.00	-100%	
GF-POLNEIG -RENTS&EASEMENTS	1000-34-3401-000000-634400	$0.00	$53,842.25	$35,330.00	N/A	
GF-CODE -UTILITY SVCS-LANDFILL	1000-34-3403-000000-634104	$1,200.00	-$139.16	$0.00	-100%	
GF-CODE -RENTS&EASEMENTS	1000-34-3403-000000-634400	$27,625.00	$23,020.82	$0.00	-100%	
GF-CODE -FACILITY RENT	1000-34-3403-000000-634401	$0.00	$930.75	$0.00	0%	
GF-HOUSING - OTHER	1000-34-3401-000000-644815	$0.00	$2,835.04	$0.00	0%	
GF-CODE -MAINT -EQUIP	1000-34-3403-000000-644801	$1,000.00	$0.00	$0.00	-100%	
GF-CODE -MAINT - VEH PARTS	1000-34-3403-000000-644803	$6,347.00	$2,841.42	$0.00	-100%	
GF-CODE -MAINT-VEH-OUTSIDE	1000-34-3403-000000-644805	$1,875.00	$1,771.14	$0.00	-100%	
GF-CODE -MAINT - VEH - MISC	1000-34-3403-000000-644810	$1,653.00	$2,180.97	$0.00	-100%	
GF-CODE -MAINT -OTHER	1000-34-3403-000000-644815	$0.00	$95.52	$0.00	0%	
GF-CODE -MAINT-FLEET SVC	1000-34-3403-000000-644825	$52.00	$43.30	$0.00	-100%	
GF-HOUSING -INSUR -PROPERTY	1000-34-3401-000000-655100	$1,326.00	$1,326.00	$1,713.00	29.2%	

Name	Account ID	FY2022 Amended Budget	FY2022 Actual	FY2023 Budgeted	FY2022 Amended Budget vs. FY2023 Budgeted (% Change)	Notes
GF-HOUSING -INSUR - AUTO LIAB	1000-34-3401-000000-655200	$998.00	$998.00	$1,445.00	44.8%	
GF-HOUSING -INSUR - GEN LIAB	1000-34-3401-000000-655300	$5,006.00	$5,006.00	$1,113.00	-77.8%	
COMMUNICATIONS	1000-34-3401-000000-655600	$0.00	$2,499.56	$465.00	N/A	
GF-HOUSING -COMM - CELL PHONES	1000-34-3401-000000-655602	$1,080.00	$402.02	$4,884.00	352.2%	
GF-POLNEIG - ADVERTISING	1000-34-3401-000000-655700	$1,000.00	$0.00	$1,000.00	0%	
GF-HOUSING -ADVERT - LEGAL ADS	1000-34-3401-000000-655702	$515.00	$0.00	$525.00	1.9%	
GF-HOUSING - TRAVEL&TRAIN	1000-34-3401-000000-655800	$8,080.00	$5,994.37	$5,000.00	-38.1%	
GF-HOUSING -DUES AND MEMB	1000-34-3401-000000-655850	$1,695.00	$0.00	$600.00	-64.6%	
GF-HOUSING -OTH PURCHSVC-EQUIP	1000-34-3401-000000-655901	$300.00	$0.00	$300.00	0%	
GF-CODE -INSUR - AUTO LIAB	1000-34-3403-000000-655200	$6,652.00	$6,652.00	$0.00	-100%	
GF-CODE -INSUR - GEN LIAB	1000-34-3403-000000-655300	$3,255.00	$3,255.00	$0.00	-100%	
GF-CODE - COMMUNICATIONS	1000-34-3403-000000-655600	$1,083.00	$1,207.53	$0.00	-100%	
GF-CODE -COMM -CELL PHONES	1000-34-3403-000000-655602	$9,800.00	$8,349.12	$0.00	-100%	
GF-CODE - ADVERTISING	1000-34-3403-000000-655700	$1,000.00	$1,371.41	$0.00	-100%	
GF-CODE -ADVERT - LEGAL ADS	1000-34-3403-000000-655702	$3,900.00	$4,253.51	$0.00	-100%	
GF-CODE - TRAVEL&TRAIN	1000-34-3403-000000-655800	$8,215.00	$2,533.00	$0.00	-100%	
GF-CODE -DUES AND MEMB	1000-34-3403-000000-655850	$1,728.00	$1,730.00	$0.00	-100%	
GF-CODE -OTH PURCHSVC-EQUIP	1000-34-3403-000000-655901	$550.00	$177.48	$0.00	-100%	
GF-HOUSING -SUPPL - OFFICE	1000-34-3401-000000-666101	$350.00	$359.60	$350.00	0%	
GEN FUNDSUPPLIES - MINOR TOOLS	1000-34-3401-000000-666102	$0.00	$203.69	$0.00	0%	
GF-HOUSING -SUPPL - NON-EXPEND	1000-34-3401-000000-666103	$0.00	$16,197.85	$0.00	0%	
GF-HOUSING -SUPPL- WEAR-APPARL	1000-34-3401-000000-666105	$510.00	$0.00	$510.00	0%	
GF-HOUSING -SUPPL- CHEMIC&MEDIC	1000-34-3401-000000-666106	$50.00	$83.05	$150.00	200%	
GF-HOUSING -SUPPL- JANITOR/MECH	1000-34-3401-000000-666107	$50.00	$0.00	$150.00	200%	

Name	Account ID	FY2022 Amended Budget	FY2022 Actual	FY2023 Budgeted	FY2022 Amended Budget vs. FY2023 Budgeted (% Change)	Notes
GF-HOUSING -SUPPL - OTHER	1000-34-3401-000000-666110	$1,500.00	$2,650.59	$920.00	-38.7%	
GF-HOUSING -ENERGY - HEAT&FUEL	1000-34-3401-000000-666201	$0.00	$514.20	$335.00	N/A	
GF-HOUSING - ENERGY -ELECTRIC	1000-34-3401-000000-666202	$0.00	$1,027.95	$365.00	N/A	
GF-CODE -SUPPL - OFFICE	1000-34-3403-000000-666101	$13,262.00	$11,253.35	$0.00	-100%	
GF-CODE -SUPPLIES - MINOR TOOLS	1000-34-3403-000000-666102	$750.00	$2,271.81	$0.00	-100%	
GF-CODE -SUPPL - NON-EXPEND	1000-34-3403-000000-666103	$900.00	$1,465.03	$0.00	-100%	
GF-CODE -SUPPL - SOFTWARE	1000-34-3403-000000-666104	$1,420.00	$0.00	$0.00	-100%	
GF-CODE -SUPPL-WEAR-APPARL	1000-34-3403-000000-666105	$5,143.00	$2,448.00	$0.00	-100%	
GF-CODE -SUPPL-CHEMIC&MEDIC	1000-34-3403-000000-666106	$3,000.00	$394.25	$0.00	-100%	
GF-CODE -SUPPL-JANITOR/MECH	1000-34-3403-000000-666107	$900.00	$239.84	$0.00	-100%	
GF-CODE -SUPPL - OTHER	1000-34-3403-000000-666110	$1,000.00	$533.80	$0.00	-100%	
GF-CODE -FUEL&LUBR -UNLEAD	1000-34-3403-000000-666301	$11,604.00	$10,271.71	$0.00	-100%	
GF-CODE -FUEL&LUBR - LUBRS	1000-34-3403-000000-666303	$70.00	$0.00	$0.00	-100%	
GF-HOUSING -CONTR-OWNR OCC REH	1000-34-3401-000000-688925	$37,601.83	$0.00	$35,000.00	-6.9%	
Total Community Services:		**$2,144,162.33**	**$1,373,746.06**	**$572,829.00**	**-73.3%**	
Total Culture & Recreation:		**$2,144,162.33**	**$1,373,746.06**	**$572,829.00**	**-73.3%**	
Total Expenditures:		**$2,144,162.33**	**$1,373,746.06**	**$572,829.00**	**-73.3%**	

Expenditures by Expense Type

Budgeted Expenditures by Expense Type

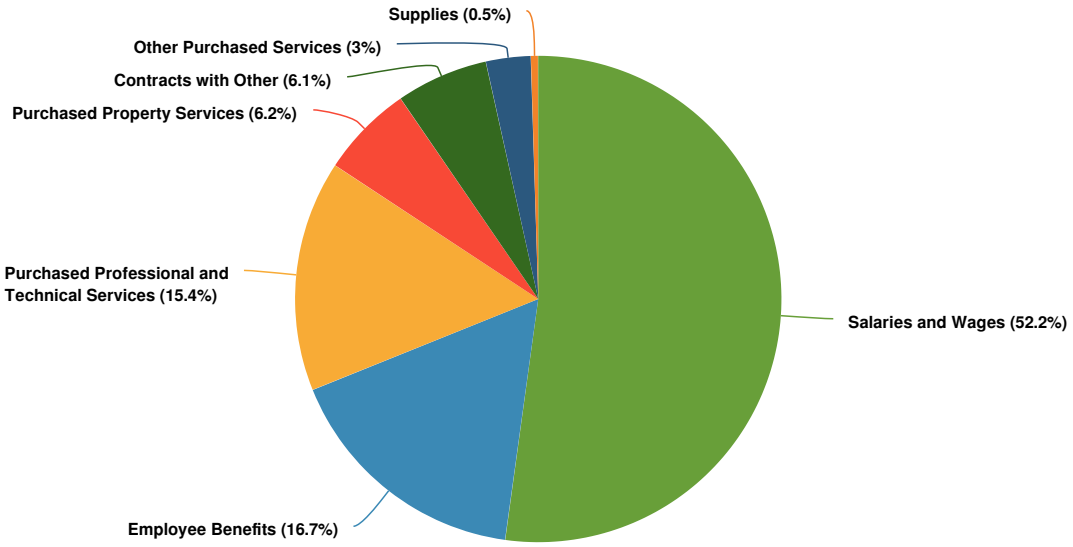

Budgeted and Historical Expenditures by Expense Type

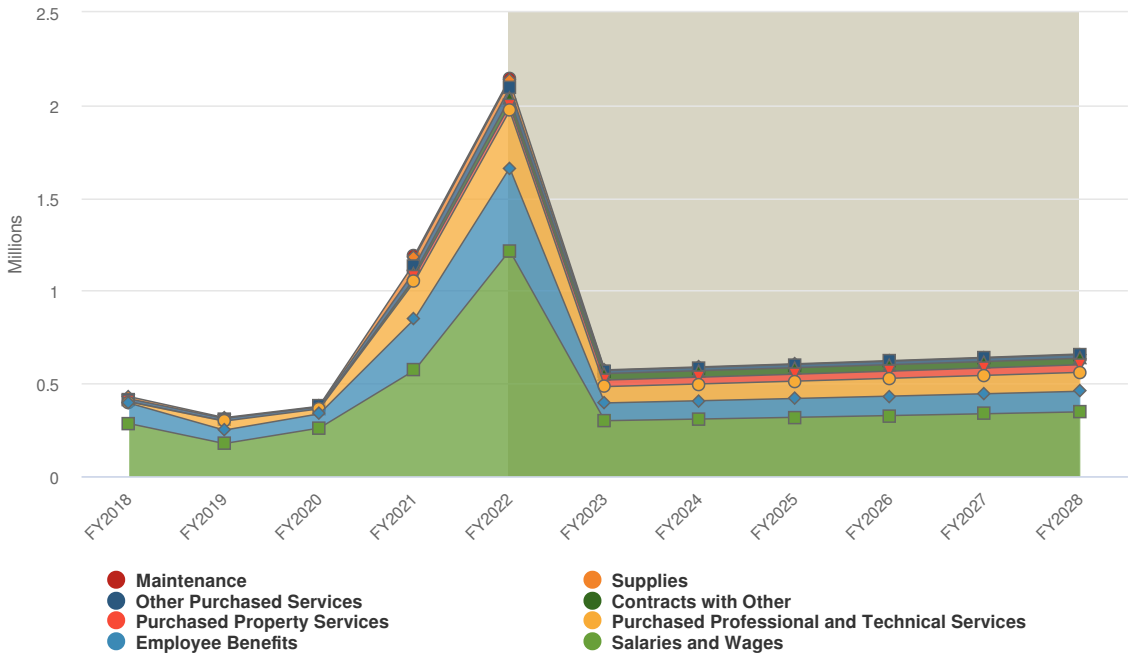

Grey background indicates budgeted figures.

Name	Account ID	FY2022 Amended Budget	FY2022 Actual	FY2023 Budgeted	FY2022 Amended Budget vs. FY2023 Budgeted (% Change)	Notes
Expense Objects						
Salaries and Wages						
REGULAR SALARIES	1000-34-3401-000000-601010	$525,080.00	$150,089.20	$298,197.00	-43.2%	
OVERTIME	1000-34-3401-000000-601030	$0.00	$24.92	$26.00	N/A	
EMPLOYEE PAYOFF	1000-34-3401-000000-601070	$0.00	$29,406.96	$0.00	0%	
GF-CODE -REGULAR SALARIES	1000-34-3403-000000-601010	$690,674.00	$533,725.59	$0.00	-100%	
GF-CODE -OVERTIME	1000-34-3403-000000-601030	$0.00	$33.45	$698.00	N/A	
GF-CODE -EMPLOYEE PAYOFF	1000-34-3403-000000-601070	$0.00	$5,464.53	$0.00	0%	
Total Salaries and Wages:		**$1,215,754.00**	**$718,744.65**	**$298,921.00**	**-75.4%**	
Employee Benefits						
GF-HOUSING -GROUP HEALTH	1000-34-3401-000000-612101	$53,494.00	$12,201.52	$27,200.00	-49.2%	
GF-HOUSING -GROUP LIFE	1000-34-3401-000000-612102	$320.00	$69.60	$159.00	-50.3%	
GF-HOUSING -SOC SEC-MEDIC	1000-34-3401-000000-612200	$40,169.00	$13,372.03	$22,814.00	-43.2%	
GF-HOUSING -PENSION-	1000-34-3401-000000-612300	$78,762.00	$26,928.19	$44,734.00	-43.2%	
GF-HOUSING -WORK COMP	1000-34-3401-000000-612600	$1,189.00	$551.29	$676.00	-43.1%	
GF-CODE -GROUP HEALTH	1000-34-3403-000000-612101	$107,759.00	$90,183.68	$0.00	-100%	
GF-CODE -GROUP LIFE	1000-34-3403-000000-612102	$566.00	$457.30	$0.00	-100%	
GF-CODE -SOC SEC-MEDIC	1000-34-3403-000000-612200	$52,837.00	$38,674.28	$53.00	-99.9%	
GF-CODE -PENSION-	1000-34-3403-000000-612300	$103,601.00	$80,871.62	$105.00	-99.9%	
GF-CODE -WORK COMP	1000-34-3403-000000-612600	$6,673.00	$6,362.81	$37.00	-99.4%	
Total Employee Benefits:		**$445,370.00**	**$269,672.32**	**$95,778.00**	**-78.5%**	
Purchased Professional and Technical Services						
GF-HOUSING -SPEC SVC	1000-34-3401-000000-623100	$152,236.00	$47,502.31	$18,600.00	-87.8%	
GF-HOUSING -IT SERVICES	1000-34-3401-000000-623106	$0.00	$0.00	$69,375.00	N/A	
GF-CODE -SPEC SVC	1000-34-3403-000000-623100	$49,399.50	$33,191.43	$0.00	-100%	

Name	Account ID	FY2022 Amended Budget	FY2022 Actual	FY2023 Budgeted	FY2022 Amended Budget vs. FY2023 Budgeted (% Change)	Notes
GF-CODE -SPSVC-CITY OWNED LOTS	1000-34-3403-000000-623100-A0731	$84,277.00	$61,855.06	$0.00	-100%	
GF-CODE -SPEC SVC-PRIVATE LOTS	1000-34-3403-000000-623100-A0732	$23,080.00	$59,688.52	$0.00	-100%	
Total Purchased Professional and Technical Services:		**$308,992.50**	**$202,237.32**	**$87,975.00**	**-71.5%**	
Purchased Property Services						
GF-POLNEIG - RENTS&EASEMENTS	1000-34-3401-000000-634400	$0.00	$53,842.25	$35,330.00	N/A	
GF-CODE -UTILITY SVCS-LANDFILL	1000-34-3403-000000-634104	$1,200.00	-$139.16	$0.00	-100%	
GF-CODE - RENTS&EASEMENTS	1000-34-3403-000000-634400	$27,625.00	$23,020.82	$0.00	-100%	
GF-CODE -FACILITY RENT	1000-34-3403-000000-634401	$0.00	$930.75	$0.00	0%	
Total Purchased Property Services:		**$28,825.00**	**$77,654.66**	**$35,330.00**	**22.6%**	
Maintenance						
GF-HOUSING - OTHER	1000-34-3401-000000-644815	$0.00	$2,835.04	$0.00	0%	
GF-CODE -MAINT - EQUIP	1000-34-3403-000000-644801	$1,000.00	$0.00	$0.00	-100%	
GF-CODE -MAINT - VEH PARTS	1000-34-3403-000000-644803	$6,347.00	$2,841.42	$0.00	-100%	
GF-CODE -MAINT-VEH-OUTSIDE	1000-34-3403-000000-644805	$1,875.00	$1,771.14	$0.00	-100%	
GF-CODE -MAINT - VEH - MISC	1000-34-3403-000000-644810	$1,653.00	$2,180.97	$0.00	-100%	
GF-CODE -MAINT -OTHER	1000-34-3403-000000-644815	$0.00	$95.52	$0.00	0%	
GF-CODE -MAINT-FLEET SVC	1000-34-3403-000000-644825	$52.00	$43.30	$0.00	-100%	
Total Maintenance:		**$10,927.00**	**$9,767.39**	**$0.00**	**-100%**	
Other Purchased Services						
GF-HOUSING -INSUR - PROPERTY	1000-34-3401-000000-655100	$1,326.00	$1,326.00	$1,713.00	29.2%	
GF-HOUSING -INSUR - AUTO LIAB	1000-34-3401-000000-655200	$998.00	$998.00	$1,445.00	44.8%	
GF-HOUSING -INSUR - GEN LIAB	1000-34-3401-000000-655300	$5,006.00	$5,006.00	$1,113.00	-77.8%	
COMMUNICATIONS	1000-34-3401-000000-655600	$0.00	$2,499.56	$465.00	N/A	

Name	Account ID	FY2022 Amended Budget	FY2022 Actual	FY2023 Budgeted	FY2022 Amended Budget vs. FY2023 Budgeted (% Change)	Notes
GF-HOUSING -COMM -CELL PHONES	1000-34-3401-000000-655602	$1,080.00	$402.02	$4,884.00	352.2%	
GF-POLNEIG -ADVERTISING	1000-34-3401-000000-655700	$1,000.00	$0.00	$1,000.00	0%	
GF-HOUSING -ADVERT -LEGAL ADS	1000-34-3401-000000-655702	$515.00	$0.00	$525.00	1.9%	
GF-HOUSING -TRAVEL&TRAIN	1000-34-3401-000000-655800	$8,080.00	$5,994.37	$5,000.00	-38.1%	
GF-HOUSING -DUES AND MEMB	1000-34-3401-000000-655850	$1,695.00	$0.00	$600.00	-64.6%	
GF-HOUSING -OTH PURCHSVC-EQUIP	1000-34-3401-000000-655901	$300.00	$0.00	$300.00	0%	
GF-CODE -INSUR - AUTO LIAB	1000-34-3403-000000-655200	$6,652.00	$6,652.00	$0.00	-100%	
GF-CODE -INSUR - GEN LIAB	1000-34-3403-000000-655300	$3,255.00	$3,255.00	$0.00	-100%	
GF-CODE -COMMUNICATIONS	1000-34-3403-000000-655600	$1,083.00	$1,207.53	$0.00	-100%	
GF-CODE -COMM -CELL PHONES	1000-34-3403-000000-655602	$9,800.00	$8,349.12	$0.00	-100%	
GF-CODE -ADVERTISING	1000-34-3403-000000-655700	$1,000.00	$1,371.41	$0.00	-100%	
GF-CODE -ADVERT -LEGAL ADS	1000-34-3403-000000-655702	$3,900.00	$4,253.51	$0.00	-100%	
GF-CODE -TRAVEL&TRAIN	1000-34-3403-000000-655800	$8,215.00	$2,533.00	$0.00	-100%	
GF-CODE -DUES AND MEMB	1000-34-3403-000000-655850	$1,728.00	$1,730.00	$0.00	-100%	
GF-CODE -OTH PURCHSVC-EQUIP	1000-34-3403-000000-655901	$550.00	$177.48	$0.00	-100%	
Total Other Purchased Services:		**$56,183.00**	**$45,755.00**	**$17,045.00**	**-69.7%**	
Supplies						
GF-HOUSING -SUPPL - OFFICE	1000-34-3401-000000-666101	$350.00	$359.60	$350.00	0%	
GEN FUNDSUPPLIES - MINOR TOOLS	1000-34-3401-000000-666102	$0.00	$203.69	$0.00	0%	
GF-HOUSING -SUPPL - NON-EXPEND	1000-34-3401-000000-666103	$0.00	$16,197.85	$0.00	0%	
GF-HOUSING -SUPPL-WEAR-APPARL	1000-34-3401-000000-666105	$510.00	$0.00	$510.00	0%	
GF-HOUSING -SUPPL-CHEMIC&MEDIC	1000-34-3401-000000-666106	$50.00	$83.05	$150.00	200%	
GF-HOUSING -SUPPL-JANITOR/MECH	1000-34-3401-000000-666107	$50.00	$0.00	$150.00	200%	
GF-HOUSING -SUPPL - OTHER	1000-34-3401-000000-666110	$1,500.00	$2,650.59	$920.00	-38.7%	

Name	Account ID	FY2022 Amended Budget	FY2022 Actual	FY2023 Budgeted	FY2022 Amended Budget vs. FY2023 Budgeted (% Change)	Notes
GF-HOUSING -ENERGY - HEAT&FUEL	1000-34-3401-000000-666201	$0.00	$514.20	$335.00	N/A	
GF-HOUSING - ENERGY - ELECTRIC	1000-34-3401-000000-666202	$0.00	$1,027.95	$365.00	N/A	
GF-CODE -SUPPL - OFFICE	1000-34-3403-000000-666101	$13,262.00	$11,253.35	$0.00	-100%	
GF-CODE -SUPPLIES -MINOR TOOLS	1000-34-3403-000000-666102	$750.00	$2,271.81	$0.00	-100%	
GF-CODE -SUPPL - NON-EXPEND	1000-34-3403-000000-666103	$900.00	$1,465.03	$0.00	-100%	
GF-CODE -SUPPL - SOFTWARE	1000-34-3403-000000-666104	$1,420.00	$0.00	$0.00	-100%	
GF-CODE -SUPPL-WEAR-APPARL	1000-34-3403-000000-666105	$5,143.00	$2,448.00	$0.00	-100%	
GF-CODE -SUPPL-CHEMIC&MEDIC	1000-34-3403-000000-666106	$3,000.00	$394.25	$0.00	-100%	
GF-CODE -SUPPL-JANITOR/MECH	1000-34-3403-000000-666107	$900.00	$239.84	$0.00	-100%	
GF-CODE -SUPPL - OTHER	1000-34-3403-000000-666110	$1,000.00	$533.80	$0.00	-100%	
GF-CODE -FUEL&LUBR - UNLEAD	1000-34-3403-000000-666301	$11,604.00	$10,271.71	$0.00	-100%	
GF-CODE -FUEL&LUBR - LUBRS	1000-34-3403-000000-666303	$70.00	$0.00	$0.00	-100%	
Total Supplies:		**$40,509.00**	**$49,914.72**	**$2,780.00**	**-93.1%**	
Contracts with Other						
GF-HOUSING -CONTR-OWNR OCC REH	1000-34-3401-000000-688925	$37,601.83	$0.00	$35,000.00	-6.9%	
Total Contracts with Other:		**$37,601.83**	**$0.00**	**$35,000.00**	**-6.9%**	
Total Expense Objects:		**$2,144,162.33**	**$1,373,746.06**	**$572,829.00**	**-73.3%**	

Contributions

This department is used to account for contributions (transfers) to other funds of the City and to account for contracts with other organizations.

Expenditures Summary

The Fiscal Year 2023 expenditures increased due to contributions (transfers) to the Cottonwood Creek Golf Course Fund and Texas Ranger Hall of Fame. Contracts with others increased due to contractual increases with McLennan County Appraisal District, McLennan County and additional funding for the Meals on Wheels program.

$27,011,496 **$1,857,668**

(7.39% vs. prior year)

Contributions Proposed and Historical Budget vs. Actual

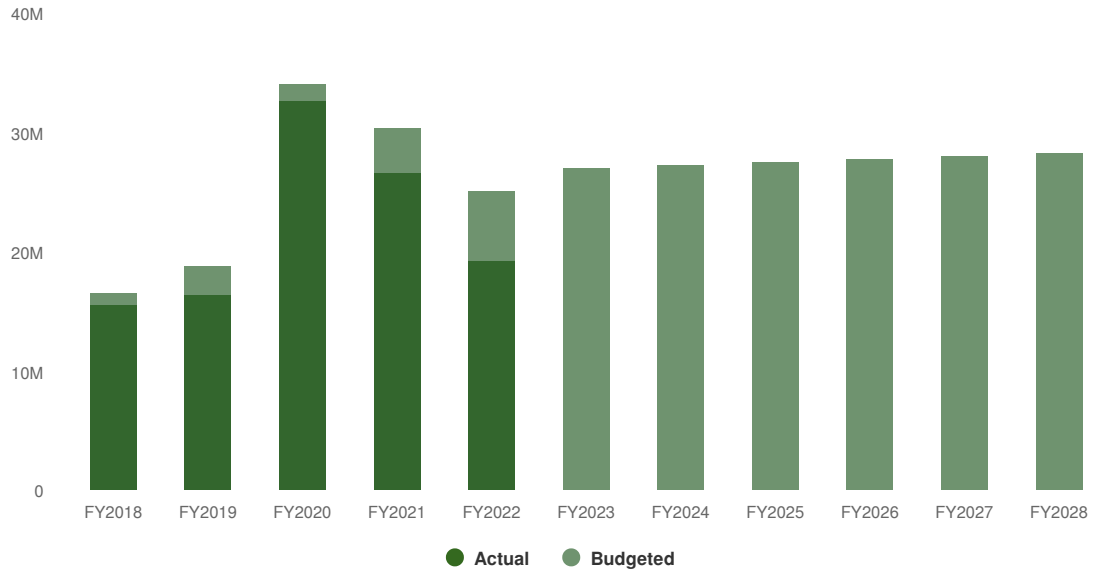

Expenditures by Fund

2023 Expenditures by Fund

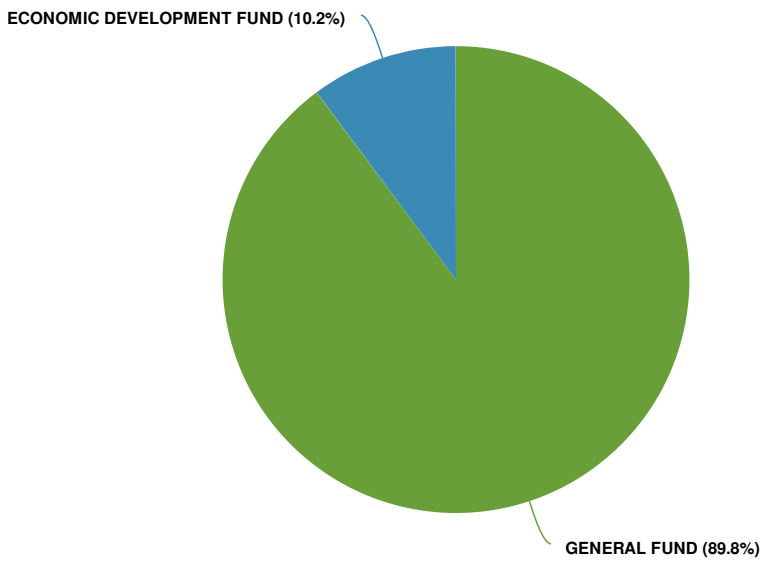

Budgeted and Historical 2023 Expenditures by Fund

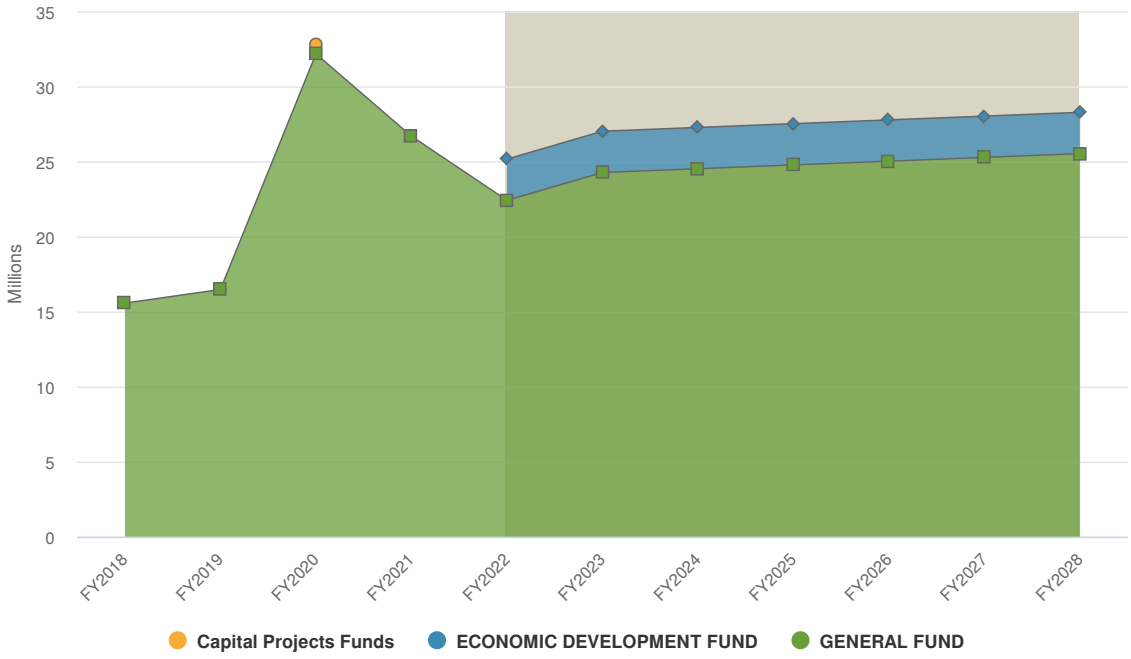

Grey background indicates budgeted figures.

Name	Account ID	FY2022 Amended Budget	FY2022 Actual	FY2023 Budgeted	FY2022 Amended Budget vs. FY2023 Budgeted (% Change)	Notes
GENERAL FUND						
GF-CONTR - UMPLOYMENT COMPENS	1000-16-1601-000000-612500	$0.00	$40.69	$50,000.00	N/A	
GF-CONTRIB -INSUR - PROPERTY	1000-16-1601-000000-655100	$287.00	$287.00	$371.00	29.3%	
GF-CONTR - ARTS & HISTORIC	1000-16-1601-000000-688902	$29,250.00	$29,250.00	$29,250.00	0%	
GF-CONTR -CONTR - CREATIVE WACO	1000-16-1601-000000-688903	$508,325.00	$300,500.00	$427,000.00	-16%	
GF-CONTRIB -CONTR - HOTCOG	1000-16-1601-000000-688904	$12,000.00	$11,651.55	$0.00	-100%	
GF-CONTRIB-CONT-CENTEX SR MINI	1000-16-1601-000000-688905	$35,000.00	$35,000.00	$40,000.00	14.3%	
GF-CONTRIB -CONTR-MHMR	1000-16-1601-000000-688907	$39,322.00	$29,491.50	$39,322.00	0%	
GF-CONTR - ADVOCACY CENTER	1000-16-1601-000000-688909	$84,419.00	$47,029.48	$84,419.00	0%	
GF-CONTR - GR WACO CHAMBER	1000-16-1601-000000-688910	$225,000.00	$181,249.97	$175,000.00	-22.2%	
GF-CONTRIB -CONTR - MCCAD	1000-16-1601-000000-688911	$815,639.00	$599,365.86	$877,685.00	7.6%	
GF-CONTRIB-WACO SPORTS COMMISS	1000-16-1601-000000-688914	$75,000.00	$68,750.00	$75,000.00	0%	
GF-CONTR - MCLENNAN COUNTY	1000-16-1601-000000-688916	$185,567.00	$161,865.33	$190,000.00	2.4%	
GF-CONTR - CENTEX AA CHAMBER	1000-16-1601-000000-688917	$175,000.00	$104,166.60	$125,000.00	-28.6%	
GF-CONTR - DOWNTOWN DEV CORP	1000-16-1601-000000-688927	$164,000.00	$68,333.30	$164,000.00	0%	
GF-CONTR -CENTEX HISP CHAMBER	1000-16-1601-000000-688928	$125,000.00	$104,166.61	$125,000.00	0%	
GF-CONTR - ECONOMIC DEV GRANT	1000-16-1601-000000-688929	$535,000.00	$161,470.41	$1,000,000.00	86.9%	
GF-CONTR -GR WACO COLL IMPACT	1000-16-1601-000000-688935	$108,333.37	$66,666.64	$100,000.00	-7.7%	
GF -CONTRIB -BAYLOR CAMPUSTOWN	1000-16-1601-000000-688937	$36,250.00	$21,750.00	$29,000.00	-20%	
CONTRACTS - MCIF	1000-16-1601-000000-688940	$100,000.00	$50,000.00	$60,000.00	-40%	
CONTRIBUTIONS - ECON INCENTIVE	1000-16-1601-000000-891002	$3,250,000.00	$3,250,000.00	$3,500,000.00	7.7%	
GF-XFER TO - HEALTH SVC	1000-16-1601-000000-892001	$3,863,148.00	$3,219,290.00	$3,863,148.00	0%	
TRANSFER TO - STREET MAINT	1000-16-1601-000000-892301		$0.00	$2,050,000.00	N/A	
TRANSFER TO - Equip Replace	1000-16-1601-000000-894002	$0.00	$0.00	$70,630.00	N/A	

Name	Account ID	FY2022 Amended Budget	FY2022 Actual	FY2023 Budgeted	FY2022 Amended Budget vs. FY2023 Budgeted (% Change)	Notes
TRANSFER TO ROLL STOCK	1000-16-1601-000000-894008	$0.00	$0.00	$38,173.00	N/A	
TRANSFER TO ROLL STOCK	1000-16-1601-000000-894008-DP23	$0.00	$0.00	$1,980,000.00	N/A	
GF-CONTR-XFER TO-FACIL$CIP	1000-16-1601-000000-894051	$750,000.00	$750,000.00	$0.00	-100%	
TRANSFER - TO PARKS CASH CIP	1000-16-1601-000000-894052	$0.00	$0.00	$120,000.00	N/A	
GF-CONTRIB -XFER TO STR $CIP	1000-16-1601-000000-894053	$8,050,000.00	$8,050,000.00	$4,900,000.00	-39.1%	
GF-XFER TO - RANGER HOF	1000-16-1601-000000-895500	$688,790.00	$448,991.70	$1,100,000.00	59.7%	
GF-XFER TO - TRANSIT SVC	1000-16-1601-000000-895600	$701,728.00	$0.00	$701,728.00	0%	
GF-XFER TO - CAMERON PARK ZOO	1000-16-1601-000000-895700	$1,846,770.00	$1,538,975.00	$1,846,770.00	0%	
GF-XFER TO - COTTONWD CR GOLF	1000-16-1601-000000-895800	$0.00	$0.00	$500,000.00	N/A	
Total GENERAL FUND:		**$22,403,828.37**	**$19,298,291.64**	**$24,261,496.00**	**8.3%**	
ECONOMIC DEVELOPMENT FUND						
ED-CONTR - RIVERFRONT PAYMENT	1003-16-1601-000000-688938	$2,750,000.00	$0.00	$2,750,000.00	0%	
Total ECONOMIC DEVELOPMENT FUND:		**$2,750,000.00**	**$0.00**	**$2,750,000.00**	**0%**	
Total:		**$25,153,828.37**	**$19,298,291.64**	**$27,011,496.00**	**7.4%**	

Expenditures by Expense Type

Budgeted Expenditures by Expense Type

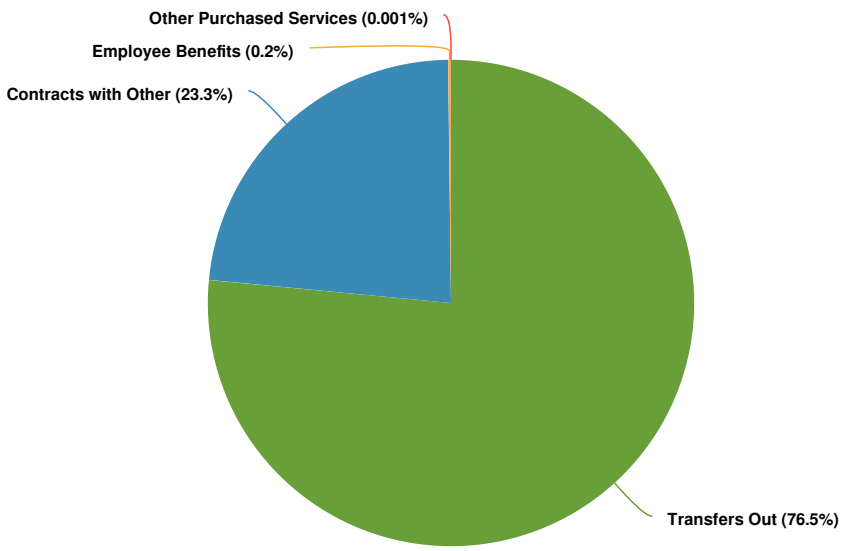

Budgeted and Historical Expenditures by Expense Type

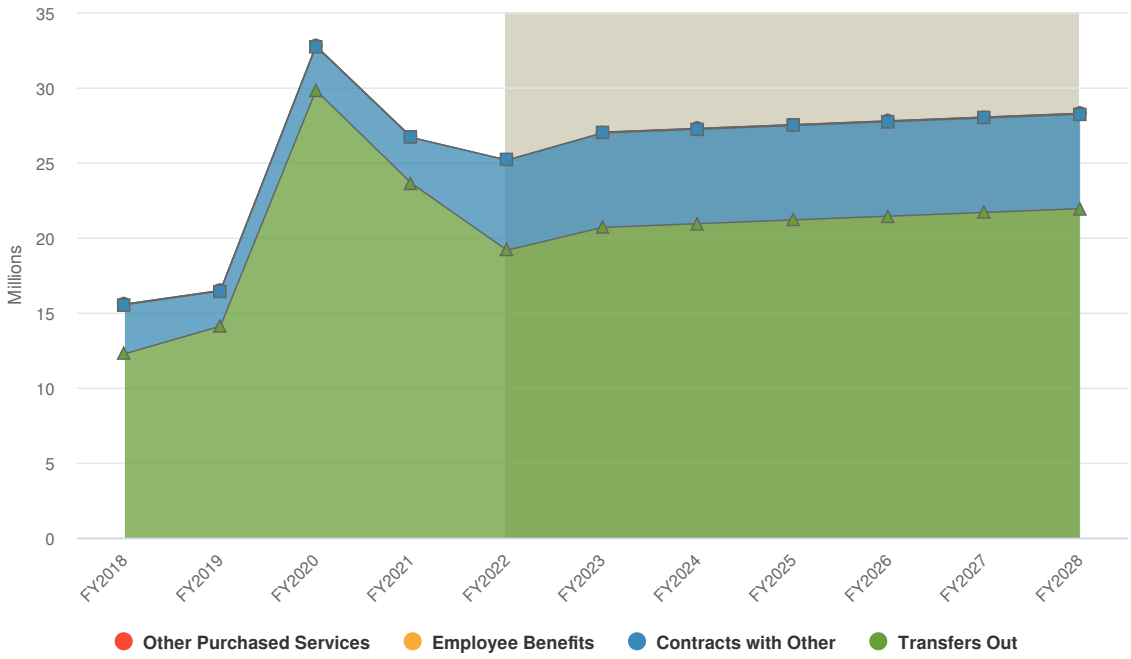

Grey background indicates budgeted figures.

Name	Account ID	FY2022 Amended Budget	FY2022 Actual	FY2023 Budgeted	FY2022 Amended Budget vs. FY2023 Budgeted (% Change)	Notes
Expense Objects						
Employee Benefits						
GF-CONTR - UMPLOYMENT COMPENS	1000-16-1601-000000-612500	$0.00	$40.69	$50,000.00	N/A	
Total Employee Benefits:		**$0.00**	**$40.69**	**$50,000.00**	**N/A**	
Other Purchased Services						
GF-CONTRIB -INSUR - PROPERTY	1000-16-1601-000000-655100	$287.00	$287.00	$371.00	29.3%	
Total Other Purchased Services:		**$287.00**	**$287.00**	**$371.00**	**29.3%**	
Contracts with Other						
GF-CONTR - ARTS & HISTORIC	1000-16-1601-000000-688902	$29,250.00	$29,250.00	$29,250.00	0%	
GF-CONTR -CONTR - CREATIVE WACO	1000-16-1601-000000-688903	$508,325.00	$300,500.00	$427,000.00	-16%	
GF-CONTRIB -CONTR - HOTCOG	1000-16-1601-000000-688904	$12,000.00	$11,651.55	$0.00	-100%	
GF-CONTRIB-CONT-CENTEX SR MINI	1000-16-1601-000000-688905	$35,000.00	$35,000.00	$40,000.00	14.3%	
GF-CONTRIB -CONTR-MHMR	1000-16-1601-000000-688907	$39,322.00	$29,491.50	$39,322.00	0%	
GF-CONTR - ADVOCACY CENTER	1000-16-1601-000000-688909	$84,419.00	$47,029.48	$84,419.00	0%	
GF-CONTR - GR WACO CHAMBER	1000-16-1601-000000-688910	$225,000.00	$181,249.97	$175,000.00	-22.2%	
GF-CONTRIB -CONTR - MCCAD	1000-16-1601-000000-688911	$815,639.00	$599,365.86	$877,685.00	7.6%	
GF-CONTRIB-WACO SPORTS COMMISS	1000-16-1601-000000-688914	$75,000.00	$68,750.00	$75,000.00	0%	
GF-CONTR - MCLENNAN COUNTY	1000-16-1601-000000-688916	$185,567.00	$161,865.33	$190,000.00	2.4%	
GF-CONTR - CENTEX AA CHAMBER	1000-16-1601-000000-688917	$175,000.00	$104,166.60	$125,000.00	-28.6%	
GF-CONTR - DOWNTOWN DEV CORP	1000-16-1601-000000-688927	$164,000.00	$68,333.30	$164,000.00	0%	
GF-CONTR -CENTEX HISP CHAMBER	1000-16-1601-000000-688928	$125,000.00	$104,166.61	$125,000.00	0%	
GF-CONTR - ECONOMIC DEV GRANT	1000-16-1601-000000-688929	$535,000.00	$161,470.41	$1,000,000.00	86.9%	
GF-CONTR -GR WACO COLL IMPACT	1000-16-1601-000000-688935	$108,333.37	$66,666.64	$100,000.00	-7.7%	
GF -CONTRIB -BAYLOR CAMPUSTOWN	1000-16-1601-000000-688937	$36,250.00	$21,750.00	$29,000.00	-20%	

Name	Account ID	FY2022 Amended Budget	FY2022 Actual	FY2023 Budgeted	FY2022 Amended Budget vs. FY2023 Budgeted (% Change)	Notes
CONTRACTS - MCIF	1000-16-1601-000000-688940	$100,000.00	$50,000.00	$60,000.00	-40%	
ED-CONTR - RIVERFRONT PAYMENT	1003-16-1601-000000-688938	$2,750,000.00	$0.00	$2,750,000.00	0%	
Total Contracts with Other:		**$6,003,105.37**	**$2,040,707.25**	**$6,290,676.00**	**4.8%**	
Transfers Out						
CONTRIBUTIONS - ECON INCENTIVE	1000-16-1601-000000-891002	$3,250,000.00	$3,250,000.00	$3,500,000.00	7.7%	
GF-XFER TO - HEALTH SVC	1000-16-1601-000000-892001	$3,863,148.00	$3,219,290.00	$3,863,148.00	0%	
TRANSFER TO - STREET MAINT	1000-16-1601-000000-892301		$0.00	$2,050,000.00	N/A	
TRANSFER TO - Equip Replace	1000-16-1601-000000-894002	$0.00	$0.00	$70,630.00	N/A	
TRANSFER TO ROLL STOCK	1000-16-1601-000000-894008	$0.00	$0.00	$38,173.00	N/A	
TRANSFER TO ROLL STOCK	1000-16-1601-000000-894008-DP23	$0.00	$0.00	$1,980,000.00	N/A	
GF-CONTR-XFER TO-FACIL$CIP	1000-16-1601-000000-894051	$750,000.00	$750,000.00	$0.00	-100%	
TRANSFER - TO PARKS CASH CIP	1000-16-1601-000000-894052	$0.00	$0.00	$120,000.00	N/A	
GF-CONTRIB -XFER TO STR $CIP	1000-16-1601-000000-894053	$8,050,000.00	$8,050,000.00	$4,900,000.00	-39.1%	
GF-XFER TO - RANGER HOF	1000-16-1601-000000-895500	$688,790.00	$448,991.70	$1,100,000.00	59.7%	
GF-XFER TO - TRANSIT SVC	1000-16-1601-000000-895600	$701,728.00	$0.00	$701,728.00	0%	
GF-XFER TO - CAMERON PARK ZOO	1000-16-1601-000000-895700	$1,846,770.00	$1,538,975.00	$1,846,770.00	0%	
GF-XFER TO - COTTONWD CR GOLF	1000-16-1601-000000-895800	$0.00	$0.00	$500,000.00	N/A	
Total Transfers Out:		**$19,150,436.00**	**$17,257,256.70**	**$20,670,449.00**	**7.9%**	
Total Expense Objects:		**$25,153,828.37**	**$19,298,291.64**	**$27,011,496.00**	**7.4%**	

Miscellaneous

This department is used to account for citywide activities and special projects.

Expenditures Summary

Expenditures in fiscal year 2023 decreased as a result of the reduction of the one-time transfer to the Special Projects Reserve Fund of excess General Fund fund balance and an increase in the salary savings to nearly $3 million. In fiscal year 2022, this amount was zero due to uncertainty related to the impacts of increasing the base wage for the City to $15 per hour.

$11,335,375 **-$14,780,839**
(-56.60% vs. prior year)

Miscellaneous Proposed and Historical Budget vs. Actual

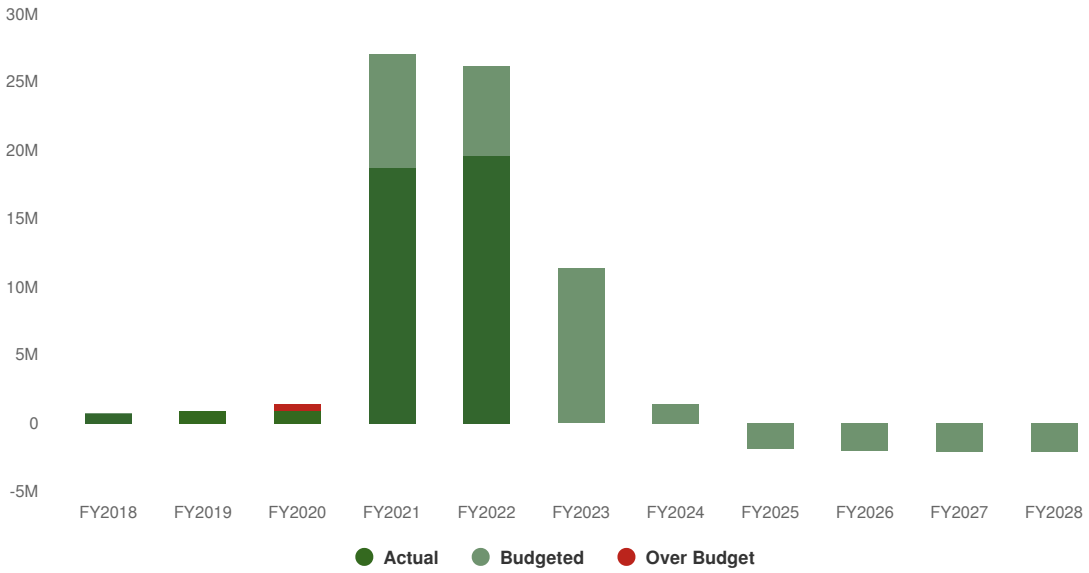

Expenditures by Fund

2023 Expenditures by Fund

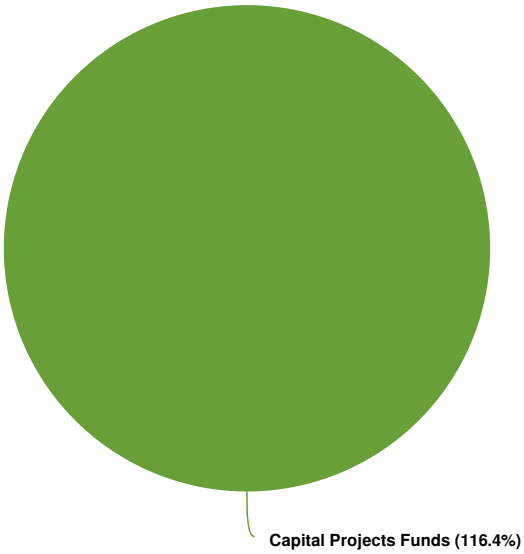

Budgeted and Historical 2023 Expenditures by Fund

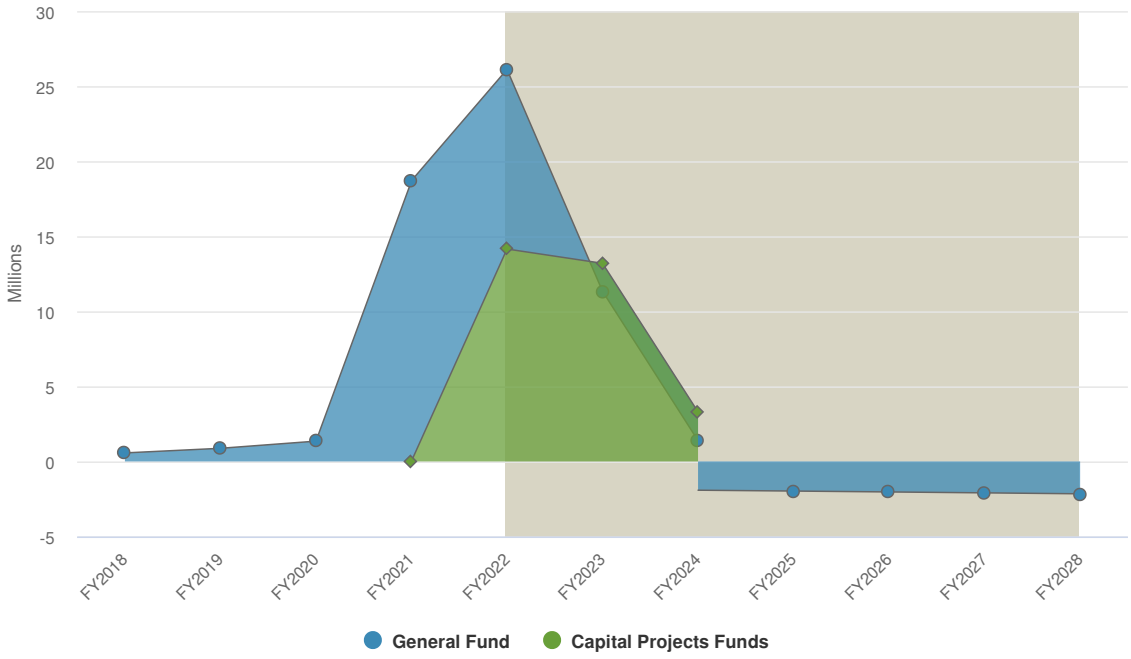

Grey background indicates budgeted figures.

Name	Account ID	FY2022 Amended Budget	FY2022 Actual	FY2023 Budgeted	FY2022 Amended Budget vs. FY2023 Budgeted (% Change)	Notes
General Fund						
GENERAL FUND						
REGULAR SALARIES	1000-17-1701-000000-601010	$0.00	$3,134.45	$0.00	0%	
OVERTIME	1000-17-1701-000000-601030	$0.00	$5.67	$12,109.00	N/A	
GF-MISCADM -SALARY SAVINGS	1000-17-1701-000000-601901	$0.00	$0.00	-$2,937,467.00	N/A	
GF-MISCADM GROUP HEALTH INSUR	1000-17-1701-000000-612101	$0.00	$697.84	$0.00	0%	
GF-MISCADM -GROUP LIFE	1000-17-1701-000000-612102	$0.00	$2.99	$0.00	0%	
GF-MISCADM -SOC SEC-MEDIC	1000-17-1701-000000-612200	$0.00	$238.95	$926.00	N/A	
GF-MISCADM -PENSION	1000-17-1701-000000-612300	$0.00	$471.02	$1,816.00	N/A	
GF-MISCADM -WORKERS COMPEN	1000-17-1701-000000-612600	$0.00	$133.22	$635.00	N/A	
GF-MISCADM -SPEC SVC	1000-17-1701-000000-623100	$621,430.50	$538,317.73	$650,000.00	4.6%	
GF-MISCADM -MAINT -VEH PARTS	1000-17-1701-000000-644803	$4,445.00	$19.30	$827.00	-81.4%	
MAINTENANCE -VEHICLE PARTS	1000-17-1701-000000-644803-A4011	$0.00	$6.00	$827.00	N/A	
GF-MISCADM -MAINT-VEH-OUTSIDE	1000-17-1701-000000-644805	$765.00	$7.50	$57.00	-92.5%	
GF-MISCADM-MAINT-FLEET SVC	1000-17-1701-000000-644825	$1,290.00	$1,075.00	$0.00	-100%	
GF-MISCADM -ADVERTISING	1000-17-1701-000000-655700	$325.00	$4,500.00	$5,000.00	1,438.5%	
GF-MISCADM -ADVERT-LEGAL ADS	1000-17-1701-000000-655702	$400.00	$0.00	$400.00	0%	
GF-MISCADM -OTH PURCHSVC-EQUIP	1000-17-1701-000000-655901	$200.00	$0.00	$0.00	-100%	
GF-MISCADM -OTH PURCHSVC-OTHR	1000-17-1701-000000-655909	$200.00	$0.00	$0.00	-100%	
GF-MISCADM -SUPPL -OFFICE	1000-17-1701-000000-666101	$3,500.00	$2,693.90	$3,500.00	0%	
GF-MISCADM- SUPP-OFFICE	1000-17-1701-000000-666101-A0137	$0.00	$1.79	$0.00	0%	
GF-MISCADM-SUPPL-MINOR TOOLS	1000-17-1701-000000-666102	$1,000.00	$192.29	$1,000.00	0%	
GF-MISCADM -SUPPL-CHEMIC&MEDIC	1000-17-1701-000000-666106	$100.00	$0.00	$100.00	0%	
GF-MISCADM -SUPPL-JANITOR/MECH	1000-17-1701-000000-666107	$125.00	$0.00	$125.00	0%	

Name	Account ID	FY2022 Amended Budget	FY2022 Actual	FY2023 Budgeted	FY2022 Amended Budget vs. FY2023 Budgeted (% Change)	Notes
GF-MISCADM - FUEL&LUBR -UNLEAD	1000-17-1701-000000-666301	$1,322.00	$753.00	$25,218.00	1,807.6%	
FUEL & LUBRICANT - UNLEADED	1000-17-1701-000000-666301-A4011	$0.00	-$41.61	$0.00	0%	
GF-MISCADM - FUEL&LUB-DIESEL	1000-17-1701-000000-666302	$60.00	$66.58	$107.00	78.3%	
GF-MISCADM - FUEL&LUBR - LUBRS	1000-17-1701-000000-666303	$68.00	$0.00	$0.00	-100%	
GF-MISCADM -FLT SVC ALLOC.	1000-17-1701-000000-666825	$1,728.00	$1,440.00	$1,195.00	-30.8%	
GF-MISCADM -OTH EXP-MISC	1000-17-1701-000000-678308	$311,000.00	$278,841.01	$341,000.00	9.6%	
GF-MISCADM - SEASONAL PURCHASE	1000-17-1701-000000-678308-ASEAS	$16,000.00	$15,538.87	$28,000.00	75%	
GF-MISC -OEXP-INVWH4 CENTRAL	1000-17-1701-000000-678324	$0.00	$0.92	$0.00	0%	
BILLINGS - TO OUTSIDE AGENCIES	1000-17-1701-000000-698403-A0137	$0.00	-$1.79	$0.00	0%	
GF-MISCADM -LAND - PURCHASE	1000-17-1701-000000-757101	$0.00	$17,340.28	$0.00	0%	
TRANSFER - TO GENERAL CASH CIP	1000-17-1701-000000-894000	$11,000,000.00	$11,000,000.00	$0.00	-100%	
Total GENERAL FUND:		**$11,963,958.50**	**$11,865,434.91**	**-$1,864,625.00**	**-115.6%**	
Total General Fund:		**$11,963,958.50**	**$11,865,434.91**	**-$1,864,625.00**	**-115.6%**	
Capital Projects Funds						
SPECIAL PROJECTS RESERVE FUND						
GEN$CIP -SPECIAL SERVICES	4000-17-1701-000000-623100	$50,000.00	$0.00	$0.00	-100%	
MACHINERY & EQUIP - VEHICLES	4000-17-1701-000000-757404	$0.00	$0.00	$3,300,000.00	N/A	
GEN$CIP - CONSTRUCTION	4000-17-1701-000000-757504	$11,448,505.00	$216,603.32	$8,900,000.00	-22.3%	
GEN$CIP -LAND/ROW	4000-17-1701-000000-757505	$2,653,750.00	$7,453,568.87	$1,000,000.00	-62.3%	
Total SPECIAL PROJECTS RESERVE FUND:		**$14,152,255.00**	**$7,670,172.19**	**$13,200,000.00**	**-6.7%**	
Total Capital Projects Funds:		**$14,152,255.00**	**$7,670,172.19**	**$13,200,000.00**	**-6.7%**	
Total:		**$26,116,213.50**	**$19,535,607.10**	**$11,335,375.00**	**-56.6%**	

Expenditures by Expense Type

Budgeted Expenditures by Expense Type

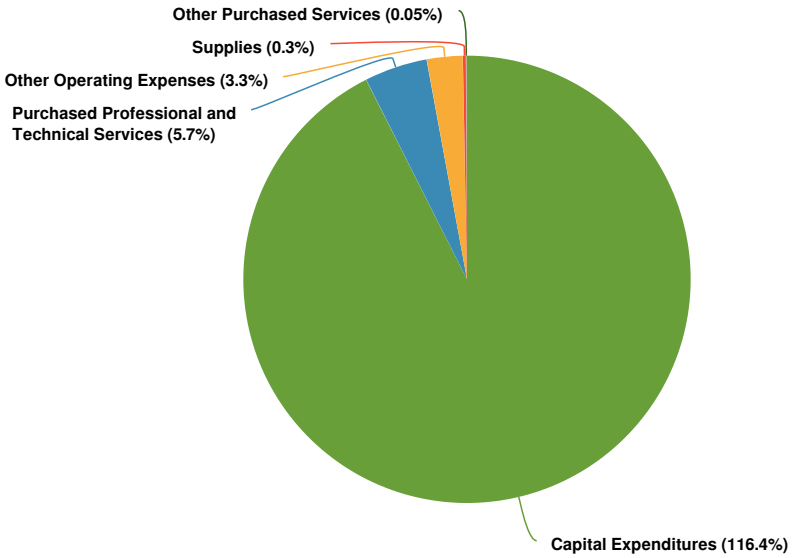

Budgeted and Historical Expenditures by Expense Type

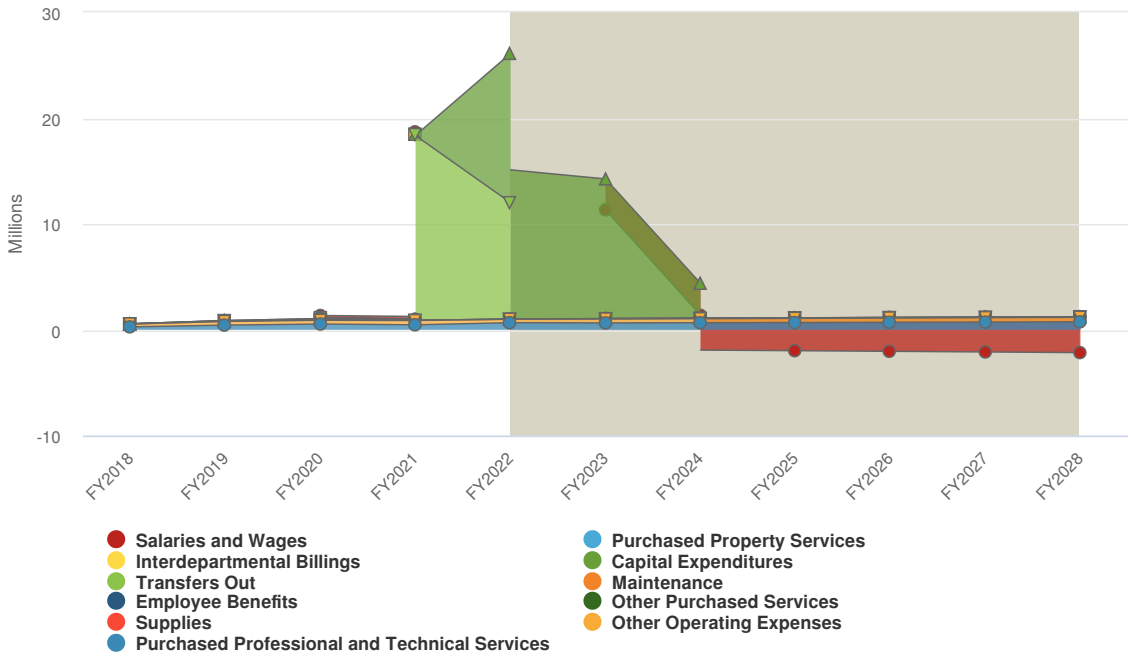

Grey background indicates budgeted figures.

Name	Account ID	FY2022 Amended Budget	FY2022 Actual	FY2023 Budgeted	FY2022 Amended Budget vs. FY2023 Budgeted (% Change)	Notes
Expense Objects						
Salaries and Wages						
REGULAR SALARIES	1000-17-1701-000000-601010	$0.00	$3,134.45	$0.00	0%	
OVERTIME	1000-17-1701-000000-601030	$0.00	$5.67	$12,109.00	N/A	
GF-MISCADM -SALARY SAVINGS	1000-17-1701-000000-601901	$0.00	$0.00	-$2,937,467.00	N/A	
Total Salaries and Wages:		**$0.00**	**$3,140.12**	**-$2,925,358.00**	**N/A**	
Employee Benefits						
GF-MISCADM GROUP HEALTH INSUR	1000-17-1701-000000-612101	$0.00	$697.84	$0.00	0%	
GF-MISCADM -GROUP LIFE	1000-17-1701-000000-612102	$0.00	$2.99	$0.00	0%	
GF-MISCADM -SOC SEC-MEDIC	1000-17-1701-000000-612200	$0.00	$238.95	$926.00	N/A	
GF-MISCADM -PENSION	1000-17-1701-000000-612300	$0.00	$471.02	$1,816.00	N/A	
GF-MISCADM -WORKERS COMPEN	1000-17-1701-000000-612600	$0.00	$133.22	$635.00	N/A	
Total Employee Benefits:		**$0.00**	**$1,544.02**	**$3,377.00**	**N/A**	
Purchased Professional and Technical Services						
GF-MISCADM -SPEC SVC	1000-17-1701-000000-623100	$621,430.50	$538,317.73	$650,000.00	4.6%	
GEN$CIP -SPECIAL SERVICES	4000-17-1701-000000-623100	$50,000.00	$0.00	$0.00	-100%	
Total Purchased Professional and Technical Services:		**$671,430.50**	**$538,317.73**	**$650,000.00**	**-3.2%**	
Maintenance						
GF-MISCADM -MAINT - VEH PARTS	1000-17-1701-000000-644803	$4,445.00	$19.30	$827.00	-81.4%	
MAINTENANCE - VEHICLE PARTS	1000-17-1701-000000-644803-A4011	$0.00	$6.00	$827.00	N/A	
GF-MISCADM -MAINT-VEH-OUTSIDE	1000-17-1701-000000-644805	$765.00	$7.50	$57.00	-92.5%	
GF-MISCADM-MAINT-FLEET SVC	1000-17-1701-000000-644825	$1,290.00	$1,075.00	$0.00	-100%	
Total Maintenance:		**$6,500.00**	**$1,107.80**	**$1,711.00**	**-73.7%**	
Other Purchased Services						

Name	Account ID	FY2022 Amended Budget	FY2022 Actual	FY2023 Budgeted	FY2022 Amended Budget vs. FY2023 Budgeted (% Change)	Notes
GF-MISCADM -ADVERTISING	1000-17-1701-000000-655700	$325.00	$4,500.00	$5,000.00	1,438.5%	
GF-MISCADM -ADVERT-LEGAL ADS	1000-17-1701-000000-655702	$400.00	$0.00	$400.00	0%	
GF-MISCADM -OTH PURCHSVC-EQUIP	1000-17-1701-000000-655901	$200.00	$0.00	$0.00	-100%	
GF-MISCADM -OTH PURCHSVC-OTHR	1000-17-1701-000000-655909	$200.00	$0.00	$0.00	-100%	
Total Other Purchased Services:		**$1,125.00**	**$4,500.00**	**$5,400.00**	**380%**	
Supplies						
GF-MISCADM -SUPPL -OFFICE	1000-17-1701-000000-666101	$3,500.00	$2,693.90	$3,500.00	0%	
GF-MISCADM- SUPP- OFFICE	1000-17-1701-000000-666101-A0137	$0.00	$1.79	$0.00	0%	
GF-MISCADM-SUPPL-MINOR TOOLS	1000-17-1701-000000-666102	$1,000.00	$192.29	$1,000.00	0%	
GF-MISCADM -SUPPL-CHEMIC&MEDIC	1000-17-1701-000000-666106	$100.00	$0.00	$100.00	0%	
GF-MISCADM -SUPPL-JANITOR/MECH	1000-17-1701-000000-666107	$125.00	$0.00	$125.00	0%	
GF-MISCADM -FUEL&LUBR -UNLEAD	1000-17-1701-000000-666301	$1,322.00	$753.00	$25,218.00	1,807.6%	
FUEL & LUBRICANT -UNLEADED	1000-17-1701-000000-666301-A4011	$0.00	-$41.61	$0.00	0%	
GF-MISCADM -FUEL&LUB-DIESEL	1000-17-1701-000000-666302	$60.00	$66.58	$107.00	78.3%	
GF-MISCADM -FUEL&LUBR -LUBRS	1000-17-1701-000000-666303	$68.00	$0.00	$0.00	-100%	
GF-MISCADM -FLT SVC ALLOC.	1000-17-1701-000000-666825	$1,728.00	$1,440.00	$1,195.00	-30.8%	
Total Supplies:		**$7,903.00**	**$5,105.95**	**$31,245.00**	**295.4%**	
Other Operating Expenses						
GF-MISCADM -OTH EXP-MISC	1000-17-1701-000000-678308	$311,000.00	$278,841.01	$341,000.00	9.6%	
GF-MISCADM - SEASONAL PURCHASE	1000-17-1701-000000-678308-ASEAS	$16,000.00	$15,538.87	$28,000.00	75%	
GF-MISC -OEXP-INVWH4 CENTRAL	1000-17-1701-000000-678324	$0.00	$0.92	$0.00	0%	
Total Other Operating Expenses:		**$327,000.00**	**$294,380.80**	**$369,000.00**	**12.8%**	

Name	Account ID	FY2022 Amended Budget	FY2022 Actual	FY2023 Budgeted	FY2022 Amended Budget vs. FY2023 Budgeted (% Change)	Notes
Interdepartmental Billings						
BILLINGS - TO OUTSIDE AGENCIES	1000-17-1701-000000-698403-A0137	$0.00	-$1.79	$0.00	0%	
Total Interdepartmental Billings:		**$0.00**	**-$1.79**	**$0.00**	**0%**	
Capital Expenditures						
GF-MISCADM -LAND - PURCHASE	1000-17-1701-000000-757101	$0.00	$17,340.28	$0.00	0%	
MACHINERY & EQUIP - VEHICLES	4000-17-1701-000000-757404	$0.00	$0.00	$3,300,000.00	N/A	
GEN$CIP -CONSTRUCTION	4000-17-1701-000000-757504	$11,448,505.00	$216,603.32	$8,900,000.00	-22.3%	
GEN$CIP -LAND/ROW	4000-17-1701-000000-757505	$2,653,750.00	$7,453,568.87	$1,000,000.00	-62.3%	
Total Capital Expenditures:		**$14,102,255.00**	**$7,687,512.47**	**$13,200,000.00**	**-6.4%**	
Transfers Out						
TRANSFER - TO GENERAL CASH CIP	1000-17-1701-000000-894000	$11,000,000.00	$11,000,000.00	$0.00	-100%	
Total Transfers Out:		**$11,000,000.00**	**$11,000,000.00**	**$0.00**	**-100%**	
Total Expense Objects:		**$26,116,213.50**	**$19,535,607.10**	**$11,335,375.00**	**-56.6%**	

Waco-McLennan County Public Health District

Mission
Create the healthiest County in Texas where all people can live, play, work and thrive.

Departmental Overview
The Health District will continue to play a major role in the education and support of healthier lifestyle choices for citizens. This will be accomplished through the provision of health district services, partner collaborations, health fairs and presentations to the communities at large.

Division and FTEs
Health Administration, Public Health Nursing, Health Equity, Promotion and Prevention, Vital Statistics, Environmental Health, HIV/STD/LAB, and Women, Infants, and Children: 43 FTEs
Health Grants: 57.2 FTEs

Programs of Services

Health Administration provides direction for the overall operation of comprehensive population- based health services to include Vital Statistics, Environmental Health, HIV/STD/Lab, Public Health Nursing, HEPP and WIC. In partnership with the community, we will continuously improve through creative innovation and collaboration, the health and well-being of the citizens and environment of our county.

Public Health Nursing provides services for Immunizations, Immunization Intervention and Outreach, and Tuberculosis. The clinical services delivered provide vaccines for both adults and children, as well as treatment and surveillance for active and latent tuberculosis infection.

Health Equity, Promotion and Prevention encompasses the Epidemiology, Public Health Emergency Preparedness and Health Education and Health Intervention Outreach programs that provide traditional public health programs for McLennan County. This team is composed of a variety of public health professionals that all work toward the common goal of making McLennan County a place where everyone can live, play, work and thrive.

Vital Statistics builds increased capacity of the Health District to utilize an analytical approach to understanding the health of the community and to align improvement initiatives. Vital Statistics maintains an effective and secure system for collection, recording, creation, storage and issuance of birth and death records occurring in the City of Waco in accordance with state statutory requirements.

Environmental Health advances awareness of the impact of the environment on health outcomes as well as identifies and corrects conditions in the environment that may cause disease, disease outbreaks, or pollution. Services include permitting and inspections of restaurants and other food establishments, childcare facilities, swimming pools and spas; On-Site Sewage Facility (OSSF) program permits, inspects and monitors all types of septic systems throughout McLennan County; investigates citizen complaints for health nuisance conditions; oversight for mosquito control, rodent control, and no smoking ordinances; administers the West Nile Virus and Mosquito Control Plan and provides online food handler and food manager classes.

HIV/STD/Lab advances a comprehensive approach to health promotion & education, community wellness as well as enhances capacity to implement community health promotion approaches; provides HIV/AIDS education, testing and case management services; testing and treatment for sexually transmitted infections; pregnancy testing; community education and lab testing on a limited basis to support the HIV/STD/TB clinics.

Women, Infants, and Children (WIC) Provides nutrition education, nutritious foods, health care referrals and breastfeeding support to eligible clients. This program is funded 100% by the United States Department of Agriculture (USDA).

FY22 Accomplishments
- Controlled, mitigated, and suppressed the spread of COVID-19 while reducing the threat and impact on our community.
- Helped reduce the disparate health burden of COVID-19 on vulnerable populations through increased testing, strategic communications, and public health education campaign.
- Advanced the understanding and perceived value of the Health District and advanced community collaboration & partnership to improve overall health and well-being of our citizens.

- Provided oversight for implementation of the Health District's strategic plan.
- Continued to collaborate with local partners to address priority community health issues.
- Continued to identify new sources of revenue and ensure all revenue is collected and deposited in accordance with City of Waco cash handling policies.
- Provided guidance for COVID-19 pandemic response and vaccine efforts.
- Began health equity and health disparity education and training for Health District staff.

FY23 Objectives – Vital Statistics

- Maintain and store vital records in a cypher lock vault, accessible to Vital Statistics staff and administrative staff.
- Continue to register birth and fetal deaths in registration district, maintain summary of birth and death indexes.
- Shall secure a complete record of each birth, death, and fetal record.
- File voter registration abstract with the voter registration office and Secretary of State.
- Continue to issue burial transit permit for cremation, removal, or burial of remains.
- Issue birth and death records to citizens
- Assist with amending, correcting, and filing delayed records.
- Increase knowledge by educating clients regarding topics such as legal name changes, accessibility to vital records, creating a record if born at home or via midwife, and establishing paternity.
- Continue to work with local partners such as hospitals, funeral homes and DPS offices to educate and assist clients with accessing vital records.

FY23 Objectives – Environmental Health

- Maintain inspection frequencies to prevent increases of disease, nuisances, and violations.
- Prevent and minimize disease outbreaks associated with food, swimming pools, sanitation, and disease vectors.
- Identify and correct health nuisances that will prevent illnesses due to environmental conditions.
- Continue to Implement all components of the West Nile Virus and Mosquito Control plan
- Continue compliance and enforcement activity regarding on-site sewage facilities (OSSF) including court actions to reduce nuisance conditions and increase compliance.
- Emphasize maintenance and repair of existing on-site sewage facilities to reduce health nuisances and increase public health protection.

FY23 Objectives – HIV/STD/Lab

- Identify HIV positive individuals who are not receiving medical care and link them to medical services.
- Increase the number of newly HIV infected individuals who know their status.
- Offer more community advertisement to increase knowledge of and usage of the HIV Prevention and HIV Case Management services
- Increase the number of patients seen in the STD clinic by possibly increasing the clinic hours.

FY23 Objectives-Health Equity, Promotion and Prevention

- Plan and complete the McLennan County Community Health Needs Assessment
- Provide public health and emergency preparedness coordination and support, as well as leadership in the COVID-19 pandemic response and vaccine efforts.
- Support COVID-19 epidemiological data collection and analysis
- Offer quality health education programs focused on population health, health equity and chronic disease self-management.
- Continue to support efforts to improve maternal and child health across Waco-McLennan County

FY23 Objectives – Public Health Nursing

- Continue to provide immunization services to community members and partners through multiple/all payor sources, while eliminating access barriers.
- Improve immunizations program by implementing efficiency systems in clinic, establishing ongoing community partnerships for off-site vaccination options, and partnering with local ISDs to provide campus services to achieve and maintain up-to-date status of student populations.
- Continue to provide TB surveillance, treatment, elimination, and case management services for Waco and McLennan County.
- Provide updated VDOT (Video Directly Observed Treatment) in compliance with best practices encouraged by state and federal programs.
- Provide expanded TB education services to public and community partners.
- Support new and changing health needs of the community by providing OSHA compliant N95 FIT Testing.

Performance Measures

Strategic Goal: Build a high performing government.	
Performance Indicators	Proposed FY 2022-2023

Birth certificate record management improvements and updates.	By the end of FY23, the Vital Statistics Program will have completed a scanning project that will result in documents being able to be retrieved digitally.

Strategic Goal: Provide a safe and resilient city	
Performance Indicators	Proposed FY 2022-2023
Development of the N-95 fit testing program.	By the end of FY23, the HD will be able to offer N-95 fit testing to health facilities and providers at a nominal fee that will result in increased revenue.

Strategic Goal: Create a culture of equity and inclusion	
Performance Indicators	Proposed FY 2022-2023
Ensure equity is centered in services and programs delivered by the Health District.	By the end of FY23, the HD will do a review of policies and services delivered to identify areas to improve equitable access.

Department Diversity
By Race/Ethnicity and Gender

	American Indian/Alaskan Native	Hispanic or Latino	Asian	Black or African American	Native Hawaiian or Pacific Islander	White	Two or More Races		Male	Female
City of Waco Population*	0.4%	31.8%	2.2%	20.6%	0.1%	43.7%	6.4%		48.4%	51.6%
City Organization	1%	19%	1%	10%	0%	67%	2%		64%	36%
Waco-McLennan County Public Health District	1%	31%	3%	25%	0%	39%	1%		22%	78%

*U.S.Census Bureau: https://www.census.gov/quickfacts/wacocitytexas

Expenditures Summary

The Waco-McLennan County Public Health District will see an increase in their base budget for FY 23 to keep up with inflationary cost. Health Grants will see an increase in their base budget for FY 23 for the new equipment for the new N-95 Fit Testing Program. Expense will be off-set by new revenue.

$6,757,470 **$241,653**
(3.71% vs. prior year)

Waco-McLennan County Public Health District Proposed and Historical Budget vs. Actual

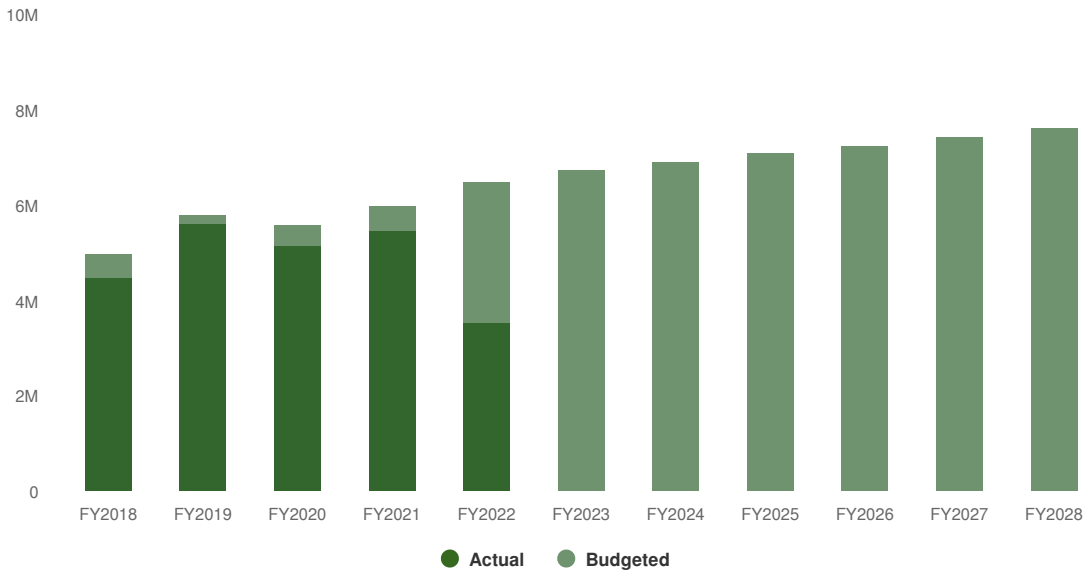

Expenditures by Fund

2023 Expenditures by Fund

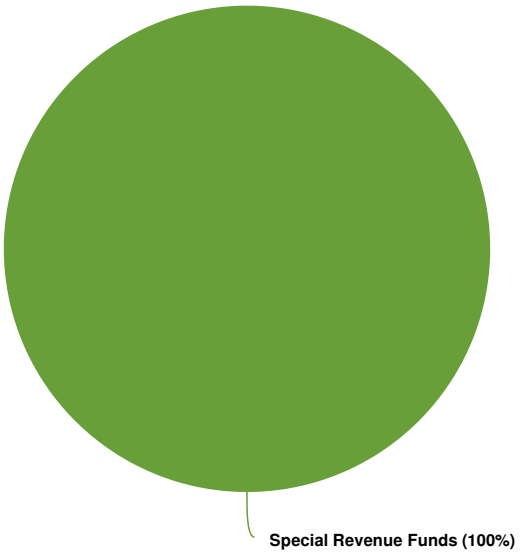

Budgeted and Historical 2023 Expenditures by Fund

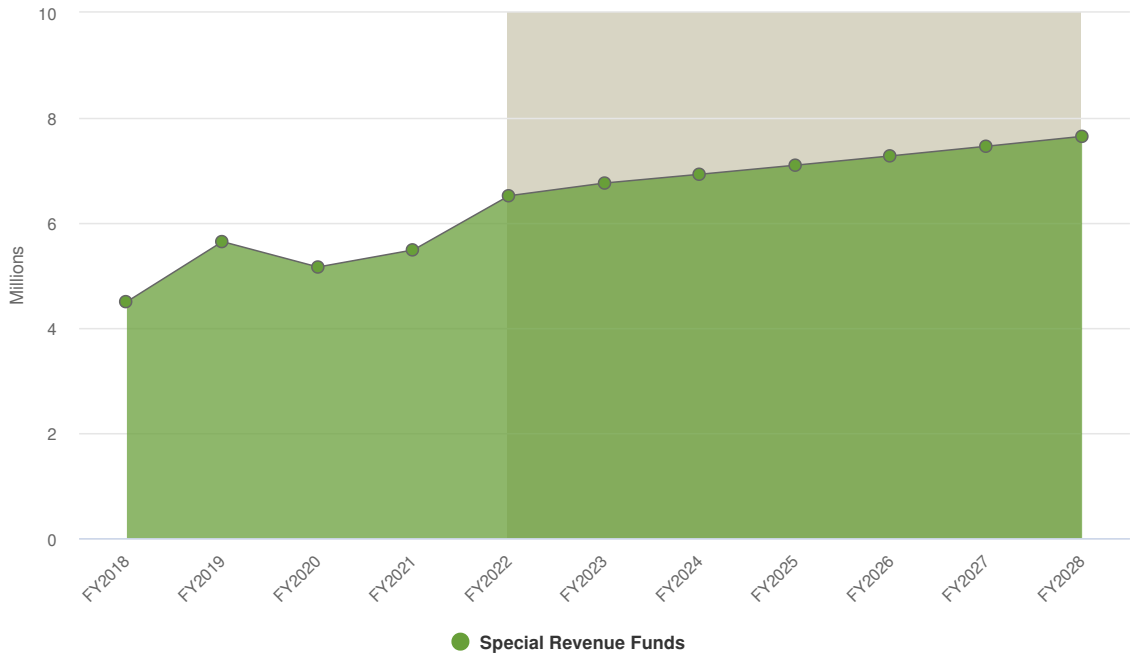

Grey background indicates budgeted figures.

Name	Account ID	FY2022 Amended Budget	FY2022 Actual	FY2023 Budgeted	FY2022 Amended Budget vs. FY2023 Budgeted (% Change)	Notes
Special Revenue Funds						
Waco-McLennan County Public Health District Fund						
REGULAR SALARIES	2001-51-5101-000000-601010	$416,808.00	$313,132.65	$466,770.00	12%	
OVERTIME	2001-51-5101-000000-601030	$0.00	$0.00	$5,152.00	N/A	
EMPLOYEE PAYOFF	2001-51-5101-000000-601070	$0.00	$18,646.42	$0.00	0%	
REGULAR SALARIES	2001-51-5105-000000-601010	$223,054.00	$228,449.07	$235,460.00	5.6%	
OVERTIME	2001-51-5105-000000-601030	$0.00	$49.04	$2,997.00	N/A	
EMPLOYEE PAYOFF	2001-51-5105-000000-601070	$0.00	$1,315.20	$0.00	0%	
REGULAR SALARIES	2001-51-5109-000000-601010	$257,156.00	$212,239.66	$267,147.00	3.9%	
OVERTIME	2001-51-5109-000000-601030	$0.00	$104.04	$106.00	N/A	
EMPLOYEE PAYOFF	2001-51-5109-000000-601070	$0.00	$1,612.50	$0.00	0%	

Name	Account ID	FY2022 Amended Budget	FY2022 Actual	FY2023 Budgeted	FY2022 Amended Budget vs. FY2023 Budgeted (% Change)	Notes
REGULAR SALARIES	2001-51-5112-000000-601010	$189,427.00	$160,531.79	$214,845.00	13.4%	
OVERTIME	2001-51-5112-000000-601030	$0.00	$7.50	$730.00	N/A	
EMPLOYEE PAYOFF	2001-51-5112-000000-601070	$0.00	$2,519.31	$0.00	0%	
REGULAR SALARIES	2001-51-5142-000000-601010	$937,720.00	$403,693.99	$707,042.00	-24.6%	
PART TIME - REGULAR	2001-51-5142-000000-601020	$0.00	$5,606.25	$161,410.00	N/A	
OVERTIME	2001-51-5142-000000-601030	$0.00	$500.65	$9,094.00	N/A	
EMPLOYEE PAYOFF	2001-51-5142-000000-601070	$0.00	$11,270.28	$0.00	0%	
REGULAR SALARIES	2001-51-5152-000000-601010	$52,747.00	$9,006.95	$54,076.00	2.5%	
OVERTIME	2001-51-5152-000000-601030	$0.00	$761.07	$1,755.00	N/A	
REGULAR SALARIES	2001-51-5156-000000-601010	$86,757.00	$36,357.67	$90,411.00	4.2%	
OVERTIME	2001-51-5156-000000-601030	$0.00	$8.25	$989.00	N/A	
EMPLOYEE PAYOFF	2001-51-5156-000000-601070	$0.00	$673.08	$0.00	0%	
REGULAR SALARIES	2001-51-5160-000000-601010	$252,189.00	$174,268.16	$271,205.00	7.5%	
PART TIME - REGULAR	2001-51-5160-000000-601020	$17,000.00	$13,713.37	$18,754.00	10.3%	
OVERTIME	2001-51-5160-000000-601030	$0.00	$2,043.23	$3,426.00	N/A	
EMPLOYEE PAYOFF	2001-51-5160-000000-601070	$0.00	$3,021.32	$0.00	0%	
REGULAR SALARIES	2001-51-5165-000000-601010	$149,340.00	$123,744.79	$182,577.00	22.3%	
OVERTIME	2001-51-5165-000000-601030	$0.00	$44.17	$6,785.00	N/A	
HLTHADMIN -GROUP HEALTH	2001-51-5101-000000-612101	$38,485.00	$31,157.06	$40,000.00	3.9%	
HLTHADMIN -GROUP LIFE	2001-51-5101-000000-612102	$220.00	$176.31	$237.00	7.7%	
HLTHADMIN -SOC SEC-MEDIC	2001-51-5101-000000-612200	$31,886.00	$24,178.66	$36,102.00	13.2%	
HLTHADMIN -PENSION-	2001-51-5101-000000-612300	$62,522.00	$49,726.95	$70,789.00	13.2%	
HLTHADMIN -WORK COMP	2001-51-5101-000000-612600	$2,844.00	$2,713.96	$4,141.00	45.6%	
HLTHENVIRO -GROUP HEALTH	2001-51-5105-000000-612101	$28,864.00	$16,577.84	$30,000.00	3.9%	

Name	Account ID	FY2022 Amended Budget	FY2022 Actual	FY2023 Budgeted	FY2022 Amended Budget vs. FY2023 Budgeted (% Change)	Notes
HLTHENVIRO -GROUP LIFE	2001-51-5105-000000-612102	$164.00	$71.04	$162.00	-1.2%	
HLTHENVIRO -SOC SEC-MEDIC	2001-51-5105-000000-612200	$17,064.00	$8,495.49	$18,242.00	6.9%	
HLTHENVIRO -PENSION-	2001-51-5105-000000-612300	$33,458.00	$17,654.29	$35,769.00	6.9%	
HLTHENVIRO -WORK COMP	2001-51-5105-000000-612600	$2,082.00	$1,237.51	$2,355.00	13.1%	
HLTHSEPTIC -GROUP HEALTH	2001-51-5109-000000-612101	$40,409.00	$34,572.61	$42,000.00	3.9%	
HLTHSEPTIC -GROUP LIFE	2001-51-5109-000000-612102	$218.00	$178.84	$225.00	3.2%	
HLTHSEPTIC -SOC SEC-MEDIC	2001-51-5109-000000-612200	$19,672.00	$15,077.84	$20,445.00	3.9%	
HLTHSEPTIC -PENSION-	2001-51-5109-000000-612300	$38,574.00	$32,086.85	$40,088.00	3.9%	
HLTHSEPTIC -WORK COMP	2001-51-5109-000000-612600	$2,440.00	$2,020.71	$2,536.00	3.9%	
HLTHVITALS -GROUP HEALTH	2001-51-5112-000000-612101	$38,485.00	$30,275.04	$40,000.00	3.9%	
HLTHVITALS-GRP HLTH-PRESRV FEE	2001-51-5112-000000-612101-APRES	$8,492.00	$0.00	$0.00	-100%	
HLTHVITALS -GROUP LIFE	2001-51-5112-000000-612102	$172.00	$139.97	$195.00	13.4%	
HLTHVITALS -GRP LFE-PRESRV FEE	2001-51-5112-000000-612102-APRES	$172.00	$0.00	$0.00	-100%	
HLTHVITALS -SOC SEC-MEDIC	2001-51-5112-000000-612200	$14,491.00	$11,762.06	$16,492.00	13.8%	
HLTHVITALS-SS-MEDIC-PRESRV FEE	2001-51-5112-000000-612200-APRES	$14,491.00	$0.00	$0.00	-100%	
HLTHVITALS -PENSION-	2001-51-5112-000000-612300	$28,414.00	$24,458.79	$32,337.00	13.8%	
HLTHVITALS-PENSION-PRESRV FEE	2001-51-5112-000000-612300-APRES	$28,414.00	$0.00	$0.00	-100%	
HLTHVITALS -WORK COMP	2001-51-5112-000000-612600	$429.00	$369.52	$524.00	22.1%	
HLTHVITALS-WRK CMP-PRESRV FEE	2001-51-5112-000000-612600-APRES	$429.00	$0.00	$0.00	-100%	
HLTHEDUCAT -GROUP HEALTH	2001-51-5142-000000-612101	$115,456.00	$53,179.19	$96,000.00	-16.9%	
HLTHEDUCAT -GROUP LIFE	2001-51-5142-000000-612102	$635.00	$291.76	$530.00	-16.5%	
HLTHEDUCAT -SOC SEC-MEDIC	2001-51-5142-000000-612200	$71,736.00	$30,509.39	$67,133.00	-6.4%	

Name	Account ID	FY2022 Amended Budget	FY2022 Actual	FY2023 Budgeted	FY2022 Amended Budget vs. FY2023 Budgeted (% Change)	Notes
HLTHEDUCAT -PENSION-	2001-51-5142-000000-612300	$132,670.00	$62,313.85	$107,420.00	-19%	
HLTHEDUCAT -WORK COMP	2001-51-5142-000000-612600	$6,464.00	$2,624.26	$5,529.00	-14.5%	
HLTHIMMUNZ -GROUP HEALTH	2001-51-5152-000000-612101	$7,697.00	$671.82	$8,000.00	3.9%	
HLTHIMMUNZ -GROUP LIFE	2001-51-5152-000000-612102	$45.00	$3.59	$47.00	4.4%	
HLTHIMMUNZ -SOC SEC-MEDIC	2001-51-5152-000000-612200	$4,035.00	$741.62	$4,271.00	5.8%	
HLTHIMMUNZ -PENSION-	2001-51-5152-000000-612300	$7,912.00	$1,465.20	$8,374.00	5.8%	
HLTHIMMUNZ -WORK COMP	2001-51-5152-000000-612600	$542.00	$99.27	$648.00	19.6%	
HLTHTBCONT -GROUP HEALTH	2001-51-5156-000000-612101	$11,546.00	$4,829.04	$12,000.00	3.9%	
HLTHTBCONT -GROUP LIFE	2001-51-5156-000000-612102	$76.00	$27.41	$71.00	-6.6%	
HLTHTBCONT -SOC SEC-MEDIC	2001-51-5156-000000-612200	$6,637.00	$2,644.92	$6,992.00	5.3%	
HLTHTBCONT -PENSION-	2001-51-5156-000000-612300	$13,013.00	$5,298.57	$13,710.00	5.4%	
HLTHTBCONT -WORK COMP	2001-51-5156-000000-612600	$891.00	$362.81	$981.00	10.1%	
HLTHSTD -GROUP HEALTH	2001-51-5160-000000-612101	$36,561.00	$26,597.12	$38,000.00	3.9%	
HLTHSTD -GROUP LIFE	2001-51-5160-000000-612102	$205.00	$140.35	$212.00	3.4%	
HLTHSTD -SOC SEC-MEDIC	2001-51-5160-000000-612200	$20,593.00	$14,241.54	$22,444.00	9%	
HLTHSTD -PENSION-	2001-51-5160-000000-612300	$37,714.00	$28,957.01	$41,195.00	9.2%	
HLTHSTD -WORK COMP	2001-51-5160-000000-612600	$1,668.00	$1,020.88	$1,979.00	18.6%	
HLTHIVAIDS -GROUP HEALTH	2001-51-5165-000000-612101	$17,318.00	$14,968.92	$20,400.00	17.8%	
HLTHIVAIDS -GROUP LIFE	2001-51-5165-000000-612102	$98.00	$80.36	$116.00	18.4%	
HLTHIVAIDS -SOC SEC-MEDIC	2001-51-5165-000000-612200	$11,425.00	$9,078.44	$14,486.00	26.8%	
HLTHIVAIDS -PENSION-	2001-51-5165-000000-612300	$22,401.00	$18,566.60	$28,405.00	26.8%	
HLTHIVAIDS -WORK COMP	2001-51-5165-000000-612600	$512.00	$431.18	$955.00	86.5%	
HLTHADMIN -SPEC SVC	2001-51-5101-000000-623100	$114,195.00	$81,486.70	$95,825.00	-16.1%	
HLTHADMIN-SPEC SVCS - TEMP EMP	2001-51-5101-000000-623105	$6,000.00	$0.00	$10,000.00	66.7%	

Name	Account ID	FY2022 Amended Budget	FY2022 Actual	FY2023 Budgeted	FY2022 Amended Budget vs. FY2023 Budgeted (% Change)	Notes
SPECIAL SVCS - IT SERVICES	2001-51-5101-000000-623106		$0.00	$324,153.00	N/A	
HLTHENVIRO -SPEC SVC	2001-51-5105-000000-623100	$0.00	$197.50	$600.00	N/A	
SPECIAL SVCS - IT SERVICES	2001-51-5105-000000-623106		$0.00	$4,067.00	N/A	
HLTHSEPTIC -SPEC SVC	2001-51-5109-000000-623100	$6,312.50	$6,666.75	$1,100.00	-82.6%	
HLTHSEPTIC -SPEC SVC-TEMPS	2001-51-5109-000000-623105	$14,990.00	$0.00	$0.00	-100%	
SPECIAL SVCS - IT SERVICES	2001-51-5109-000000-623106		$0.00	$5,511.00	N/A	
HLTHVITALS -SPEC SVC	2001-51-5112-000000-623100	$9,023.00	$3,823.20	$9,223.00	2.2%	
HLTHVITALS -SPEC SVC-TEMPS	2001-51-5112-000000-623105	$8,831.00	$8,830.56	$22,300.00	152.5%	
SPECIAL SVCS - IT SERVICES	2001-51-5112-000000-623106		$0.00	$9,819.00	N/A	
SPECIAL SERVICES	2001-51-5135-000000-623100	$0.00	$0.00	$6,310.00	N/A	
HLTHEDUCAT -SPEC SVC	2001-51-5142-000000-623100	$18,110.00	$2,306.06	$11,800.00	-34.8%	
HLTHEDUCAT-SPEC SVCS - TEMPEMP	2001-51-5142-000000-623105	$0.00	$2,715.50	$0.00	0%	
SPECIAL SVCS - IT SERVICES	2001-51-5142-000000-623106		$0.00	$23,515.00	N/A	
HLTHIMMUNZ -SPEC SVC	2001-51-5152-000000-623100	$19,675.00	$6,193.29	$15,056.00	-23.5%	
HLTHTBCONT -SPEC SVC	2001-51-5156-000000-623100	$3,696.00	$4,238.10	$5,565.00	50.6%	
HLTHSTD -SPEC SVC	2001-51-5160-000000-623100	$18,015.00	$9,054.87	$18,015.00	0%	
SPECIAL SVCS - IT SERVICES	2001-51-5160-000000-623106		$0.00	$11,288.00	N/A	
HLTHIVAIDS -SPEC SVC	2001-51-5165-000000-623100	$6,000.00	$0.00	$0.00	-100%	
SPECIAL SVCS - IT SERVICES	2001-51-5165-000000-623106		$0.00	$5,030.00	N/A	
HLTHADMIN -UTIL SVC-REFUSE	2001-51-5101-000000-634102	$3,145.00	$2,448.60	$3,330.00	5.9%	
RENT & EASEMENT- FACILITY RENT	2001-51-5142-000000-634401	$7,571.00	$0.00	$8,139.00	7.5%	
RENT & EASEMENT- FACILITY RENT	2001-51-5152-000000-634401	-$7,571.00	$0.00	$40,446.00	-634.2%	
HLTHADMIN -MAINT OF BUILDINGS	2001-51-5101-000000-644701	$63,422.00	$63,421.82	$8,000.00	-87.4%	
HLTHADMIN -MAINT - SIGNS&MARK	2001-51-5101-000000-644711	$1,500.00	$0.00	$9,500.00	533.3%	

Name	Account ID	FY2022 Amended Budget	FY2022 Actual	FY2023 Budgeted	FY2022 Amended Budget vs. FY2023 Budgeted (% Change)	Notes
HLTHADMIN - MAINT - EQUIP	2001-51-5101-000000-644801	$1,820.00	$1,307.32	$1,820.00	0%	
HLTHADMIN -MAINT - OTHER	2001-51-5101-000000-644815	$1,800.00	$2,496.11	$12,480.00	593.3%	
HLTHENVIRO -MAINT - EQUIP	2001-51-5105-000000-644801	$0.00	$19.95	$0.00	0%	
HLTHENVIRO -MAINT - VEH PARTS	2001-51-5105-000000-644803	$5,277.00	$1,811.52	$1,608.00	-69.5%	
HLTHENVIRO -MAINT-VEH-OUTSIDE	2001-51-5105-000000-644805	$1,000.00	$4,946.39	$3,644.00	264.4%	
HLTHENVIRO -MAINT - VEH - MISC	2001-51-5105-000000-644810	$345.00	$1,943.47	$38.00	-89%	
HLTHENVIRO-MAINT-FLEET SVC	2001-51-5105-000000-644825	$9,956.00	$8,296.70	$0.00	-100%	
HLTHSEPTIC -MAINT - VEH PARTS	2001-51-5109-000000-644803	$896.00	$363.76	$116.00	-87.1%	
HLTHSEPTIC -MAINT-VEH-OUTSIDE	2001-51-5109-000000-644805	$750.00	$47.50	$8.00	-98.9%	
HLTHSEPTIC -MAINT - VEH - MISC	2001-51-5109-000000-644810	$100.00	$315.00	$339.00	239%	
HLTHSEPTIC -MAINT - OTHER	2001-51-5109-000000-644815	$400.00	$0.00	$450.00	12.5%	
HLTHSEPTIC-MAINT-FLEET SVC	2001-51-5109-000000-644825	$671.00	$559.20	$0.00	-100%	
HLTHVITALS -MAINT - EQUIP	2001-51-5112-000000-644801	$200.00	$0.00	$100.00	-50%	
MAINTENANCE - OTHER	2001-51-5135-000000-644815	$0.00	$0.00	$1,400.00	N/A	
HLTHEDUCAT -MAINT - VEH PARTS	2001-51-5142-000000-644803	$0.00	$3.70	$4.00	N/A	
HLTHEDUCAT -MAINT-VEH-OUTSIDE	2001-51-5142-000000-644805	$0.00	$7.50	$8.00	N/A	
HLTHEDUCAT -MAINT - OTHER	2001-51-5142-000000-644815	$2,200.00	$119.69	$1,000.00	-54.5%	
HLTHIMMUNZ - EQUIP	2001-51-5152-000000-644801	$4,520.00	$1,474.00	$4,880.00	8%	
HLTHIMMUNZ -MAINT - OTHER	2001-51-5152-000000-644815	$0.00	$119.40	$0.00	0%	
HLTHSTD -MAINT - EQUIP	2001-51-5160-000000-644801	$1,170.00	$695.00	$1,170.00	0%	
HLTHIVAIDS -MAINT - OTHER	2001-51-5165-000000-644815	$5,000.00	$0.00	$0.00	-100%	
HLTHADMIN -INSUR - PROPERTY	2001-51-5101-000000-655100	$386.00	$386.00	$499.00	29.3%	
HLTHADMIN -INSUR - GEN LIAB	2001-51-5101-000000-655300	$1,682.00	$1,682.00	$3,290.00	95.6%	
HLTHADMIN - COMMUNICATIONS	2001-51-5101-000000-655600	$1,130.00	$1,041.75	$1,130.00	0%	

Name	Account ID	FY2022 Amended Budget	FY2022 Actual	FY2023 Budgeted	FY2022 Amended Budget vs. FY2023 Budgeted (% Change)	Notes
HLTHADMIN -CELL PHONES	2001-51-5101-000000-655602	$3,500.00	$2,159.26	$3,500.00	0%	
HLTHADMIN -ADVERTISING	2001-51-5101-000000-655700	$5,000.00	$299.69	$15,000.00	200%	
HLTHADMIN -TRAVEL&TRAIN	2001-51-5101-000000-655800	$19,425.00	$19,530.62	$19,425.00	0%	
HLTHADMIN -DUES AND MEMB	2001-51-5101-000000-655850	$4,365.00	$9,459.20	$8,500.00	94.7%	
HLTHADMIN -OTH PURCHSVC-EQUIP	2001-51-5101-000000-655901	$935.00	$2,395.14	$935.00	0%	
HLTHENVIRO -INSUR - GEN LIAB	2001-51-5105-000000-655300	$3,992.00	$3,992.00	$511.00	-87.2%	
HLTHENVIRO -COMMUNICATIONS	2001-51-5105-000000-655600	$80.00	$0.00	$80.00	0%	
HLTHENVIRO -CELL PHONES	2001-51-5105-000000-655602	$6,540.00	$0.00	$6,540.00	0%	
ADVERTISING	2001-51-5105-000000-655700	$0.00	$0.00	$500.00	N/A	
HLTHENVIRO -ADVERT PROMOTIONS	2001-51-5105-000000-655701	$600.00	$223.75	$1,050.00	75%	
HLTHENVIRO -TRAVEL&TRAIN	2001-51-5105-000000-655800	$7,200.00	$120.00	$7,200.00	0%	
HLTHENVIRO -DUES AND MEMB	2001-51-5105-000000-655850	$1,000.00	$1,198.07	$1,050.00	5%	
HLTHENVIRO -OTH PURCHSVC-EQUIP	2001-51-5105-000000-655901	$50.00	$0.00	$50.00	0%	
HLTHSEPTIC -INSUR - AUTO LIAB	2001-51-5109-000000-655200	$1,496.00	$1,496.00	$2,167.00	44.9%	
HLTHSEPTIC -INSUR - GEN LIAB	2001-51-5109-000000-655300	$1,787.00	$1,787.00	$504.00	-71.8%	
HLTHSEPTIC -COMMUNICATIONS	2001-51-5109-000000-655600	$504.00	$544.49	$504.00	0%	
HLTHSEPTIC -CELL PHONES	2001-51-5109-000000-655602	$960.00	$1,522.24	$3,000.00	212.5%	
HLTHSEPTIC -TRAVEL&TRAIN	2001-51-5109-000000-655800	$9,805.00	$2,351.45	$9,805.00	0%	
HLTHSEPTIC -DUES AND MEMB	2001-51-5109-000000-655850	$1,759.00	$1,489.75	$444.00	-74.8%	
HLTHSEPTIC -OTH PURCHSVC-EQUIP	2001-51-5109-000000-655901	$3,600.00	$2,298.27	$3,600.00	0%	
HLTHVITALS -INSUR - PROPERTY	2001-51-5112-000000-655100	$497.00	$497.00	$642.00	29.2%	
HLTHVITALS -INSUR - GEN LIAB	2001-51-5112-000000-655300	$2,522.00	$2,522.00	$459.00	-81.8%	
HLTHVITALS -COMMUNICATIONS	2001-51-5112-000000-655600	$576.00	$627.33	$700.00	21.5%	
COMMUNICATIONS - CELL PHONES	2001-51-5112-000000-655602	$606.00	$693.22	$2,160.00	256.4%	

Name	Account ID	FY2022 Amended Budget	FY2022 Actual	FY2023 Budgeted	FY2022 Amended Budget vs. FY2023 Budgeted (% Change)	Notes
HLTHVITALS -TRAVEL&TRAIN	2001-51-5112-000000-655800	$3,106.00	$0.00	$5,106.00	64.4%	
HLTHVITALS -OTH PURCHSVC-EQUIP	2001-51-5112-000000-655901	$1,376.00	$1,130.08	$6,376.00	363.4%	
COMMUNICATIONS	2001-51-5135-000000-655600	$0.00	$0.00	$3,316.00	N/A	
COMMUNICATIONS - CELL PHONES	2001-51-5135-000000-655602	$0.00	$0.00	$8,048.00	N/A	
ADVERTISING	2001-51-5135-000000-655700	$0.00	$0.00	$15,000.00	N/A	
ADVERTISING - PROMOTIONS	2001-51-5135-000000-655701	$0.00	$0.00	$6,000.00	N/A	
TRAVEL & TRAINING	2001-51-5135-000000-655800	$0.00	$0.00	$27,160.00	N/A	
DUES AND MEMBERSHIPS	2001-51-5135-000000-655850	$0.00	$0.00	$1,000.00	N/A	
OTHER PURCH SVCS - EQUIPMENT	2001-51-5135-000000-655901	$0.00	$0.00	$13,320.00	N/A	
HLTHEDUCAT -INSUR - PROPERTY	2001-51-5142-000000-655100	$473.00	$473.00	$611.00	29.2%	
HLTHEDUCAT -INSUR - GEN LIAB	2001-51-5142-000000-655300	$5,254.00	$5,254.00	$1,819.00	-65.4%	
HLTHEDUCAT - COMMUNICATIONS	2001-51-5142-000000-655600	$5,316.00	$6,635.67	$2,000.00	-62.4%	
HLTHEDUCAT -CELL PHONES	2001-51-5142-000000-655602	$11,442.00	$10,789.93	$4,000.00	-65%	
HLTHEDUCAT -ADVERTISING	2001-51-5142-000000-655700	$13,000.00	$2,999.96	$5,000.00	-61.5%	
ADVERTISING - PROMOTIONS	2001-51-5142-000000-655701	$6,000.00	$0.00	$0.00	-100%	
HLTHEDUCAT -TRAVEL&TRAIN	2001-51-5142-000000-655800	$26,460.00	$6,749.12	$8,300.00	-68.6%	
HLTHEDUCAT -DUES AND MEMB	2001-51-5142-000000-655850	$415.00	$0.00	$1,000.00	141%	
HLTHEDUCAT -OTH PURCHSVC-EQUIP	2001-51-5142-000000-655901	$14,820.00	$2,297.92	$1,500.00	-89.9%	
HLTHEDUCAT-OTH PURCHSVC - COMP	2001-51-5142-000000-655908	$10,324.00	$0.00	$10,324.00	0%	
HLTHIMMUNZ -INSUR - GEN LIAB	2001-51-5152-000000-655300	$2,836.00	$2,836.00	$472.00	-83.4%	
HLTHIMMUNZ -CELL PHONES	2001-51-5152-000000-655602	$0.00	$1,243.69	$3,160.00	N/A	
HLTHIMMUNZ -ADVERTISING	2001-51-5152-000000-655700	$3,000.00	$1,090.00	$6,000.00	100%	
HLTH IMMUN-ADVER - PROMOTIONS	2001-51-5152-000000-655701	$0.00	$1,211.06	$0.00	0%	
HLTHIMMUNZ -TRAVEL&TRAIN	2001-51-5152-000000-655800	$3,500.00	$14.95	$3,500.00	0%	

Name	Account ID	FY2022 Amended Budget	FY2022 Actual	FY2023 Budgeted	FY2022 Amended Budget vs. FY2023 Budgeted (% Change)	Notes
HLTHIMMUNZ -OTH PURCHSVC-EQUIP	2001-51-5152-000000-655901	$3,580.00	$2,645.67	$3,580.00	0%	
HLTHTBCONT -INSUR - GEN LIAB	2001-51-5156-000000-655300	$631.00	$631.00	$166.00	-73.7%	
COMMUNICATIONS - CELL PHONES	2001-51-5156-000000-655602	$0.00	$0.00	$1,440.00	N/A	
HLTHTBCONT -TRAVEL&TRAIN	2001-51-5156-000000-655800	$2,000.00	$3,293.58	$4,500.00	125%	
HLTHTBCONT -OTH PURCHSVC-EQUIP	2001-51-5156-000000-655901	$2,000.00	$210.76	$1,000.00	-50%	
HLTHSTD -INSUR -PROPERTY	2001-51-5160-000000-655100	$1,515.00	$1,515.00	$1,957.00	29.2%	
HLTHSTD -INSUR - GEN LIAB	2001-51-5160-000000-655300	$2,370.00	$2,370.00	$549.00	-76.8%	
HLTHSTD -COMMUNICATIONS	2001-51-5160-000000-655600	$2,700.00	$3,286.81	$2,700.00	0%	
HLTHSTD -CELL PHONES	2001-51-5160-000000-655602	$3,460.00	$2,345.76	$3,460.00	0%	
HLTHSTD -ADVERTISING	2001-51-5160-000000-655700	$4,100.00	$750.00	$4,100.00	0%	
HLTHSTD -TRAVEL&TRAIN	2001-51-5160-000000-655800	$9,000.00	$19.95	$9,000.00	0%	
HLTHSTD -DUES AND MEMB	2001-51-5160-000000-655850	$1,550.00	$555.00	$1,550.00	0%	
HLTHSTD -OTH PURCHSVC-EQUIP	2001-51-5160-000000-655901	$1,500.00	$1,057.33	$1,500.00	0%	
HLTHIVAIDS -INSUR - GEN LIAB	2001-51-5165-000000-655300	$4,354.00	$4,354.00	$300.00	-93.1%	
HLTHIVAIDS-INSUR-OTHER	2001-51-5165-000000-655500	$1,600.00	$26.41	$1,600.00	0%	
HLTHIVAIDS -COMMUNICATIONS	2001-51-5165-000000-655600	$384.00	$378.69	$384.00	0%	
HLTHIVAIDS -CELL PHONES	2001-51-5165-000000-655602	$0.00	$1,891.38	$3,000.00	N/A	
HLTHIVAIDS -ADVERTISING	2001-51-5165-000000-655700	$3,000.00	$1,500.00	$8,000.00	166.7%	
HLTHIVAIDS -ADVERT-PROMO	2001-51-5165-000000-655701	$2,000.00	$0.00	$2,000.00	0%	
HLTHIVAIDS -TRAVEL&TRAIN	2001-51-5165-000000-655800	$5,000.00	$19.95	$5,000.00	0%	
HLTHIVAIDS -OTH PURCHSVC-EQUIP	2001-51-5165-000000-655901	$1,800.00	$663.36	$1,800.00	0%	
HLTHADMIN -SUPPL - OFFICE	2001-51-5101-000000-666101	$5,050.00	$2,766.62	$6,000.00	18.8%	
HLTHADMIN -SUPPL-MINOR TOOLS	2001-51-5101-000000-666102	$50.00	$78.40	$50.00	0%	
HLTHADMIN -SUPPL - NON-EXPEND	2001-51-5101-000000-666103	$0.00	$7,087.85	$0.00	0%	

Name	Account ID	FY2022 Amended Budget	FY2022 Actual	FY2023 Budgeted	FY2022 Amended Budget vs. FY2023 Budgeted (% Change)	Notes
HTLTHADMIN-SUPPL- CHEM AND MED	2001-51-5101-000000-666106	$0.00	-$1,434.66	$0.00	0%	
HLTHADMIN -SUPPL-JANITOR/MECH	2001-51-5101-000000-666107	$50.00	$126.12	$250.00	400%	
HLTHADMIN -SUPPL - OTHER	2001-51-5101-000000-666110	$13,250.00	$2,305.65	$13,250.00	0%	
HLTHADMIN -ENERGY-HEAT&FUEL	2001-51-5101-000000-666201	$3,480.00	$1,354.75	$1,397.00	-59.9%	
HLTHADMIN -ENERGY - ELECTRIC	2001-51-5101-000000-666202	$5,900.00	$2,951.55	$4,173.00	-29.3%	
HLTHENVIRO -SUPPL - OFFICE	2001-51-5105-000000-666101	$8,500.00	$6,002.96	$7,500.00	-11.8%	
HLTHENVIRO -SUPPL-MINOR TOOLS	2001-51-5105-000000-666102	$0.00	$109.94	$1,000.00	N/A	
HLTHENVIRO -SUPPL - NON-EXPEND	2001-51-5105-000000-666103	$0.00	$2,483.23	$1,000.00	N/A	
HLTHENVIRO -SUPPL-CHEMIC&MEDIC	2001-51-5105-000000-666106	$33,615.00	$32,693.09	$30,865.00	-8.2%	
HLTHENVIRO -SUPPL-JANITOR/MECH	2001-51-5105-000000-666107	$0.00	$187.60	$500.00	N/A	
HLTHENVIRO -SUPPL - OTHER	2001-51-5105-000000-666110	$1,700.00	$1,553.05	$2,000.00	17.6%	
HLTHENVIRO -ENERGY-HEAT&FUEL	2001-51-5105-000000-666201	$4,800.00	$1,354.79	$1,397.00	-70.9%	
HLTHENVIRO -ENERGY - ELECTRIC	2001-51-5105-000000-666202	$9,700.00	$2,951.53	$4,390.00	-54.7%	
HLTHENVIRO -FUEL&LUBR - UNLEAD	2001-51-5105-000000-666301	$5,721.00	$9,351.83	$11,225.00	96.2%	
HLTHENVIRO -FUEL&LUBR - LUBRS	2001-51-5105-000000-666303	$182.00	$41.86	$64.00	-64.8%	
HLTHENVIRO -FLT SVC ALLOC.	2001-51-5105-000000-666825	$1,524.00	$1,270.00	$2,801.00	83.8%	
HLTHSEPTIC -SUPPL - OFFICE	2001-51-5109-000000-666101	$3,500.00	$3,816.74	$4,500.00	28.6%	
HLTHSEPTIC -SUPPL-MINOR TOOLS	2001-51-5109-000000-666102	$0.00	$307.01	$500.00	N/A	
HLTHSEPTIC -SUPPL - NON-EXPEND	2001-51-5109-000000-666103	$0.00	$2,855.88	$9,600.00	N/A	
SUPPLIES- CHEMICAL AND MEDICAL	2001-51-5109-000000-666106	$0.00	$47.42	$0.00	0%	
HLTHSEPTIC -SUPPL-JANITOR/MECH	2001-51-5109-000000-666107	$50.00	$172.82	$750.00	1,400%	
SUPPLIES - OTHER	2001-51-5109-000000-666110	$0.00	$64.86	$0.00	0%	
HLTHSEPTIC -FUEL&LUBR - UNLEAD	2001-51-5109-000000-666301	$1,867.00	$2,787.83	$3,553.00	90.3%	
HLTHSEPTIC -FUEL&LUBR - LUBRS	2001-51-5109-000000-666303	$22.00	$0.00	$0.00	-100%	

Name	Account ID	FY2022 Amended Budget	FY2022 Actual	FY2023 Budgeted	FY2022 Amended Budget vs. FY2023 Budgeted (% Change)	Notes
HLTHSEPTIC -FLT SVC ALLOC.	2001-51-5109-000000-666825	$304.00	$253.30	$838.00	175.7%	
HLTHVITALS -SUPPL - OFFICE	2001-51-5112-000000-666101	$25,250.00	$19,967.66	$12,000.00	-52.5%	
HLTHVITALS -SUPPL-MINOR TOOLS	2001-51-5112-000000-666102	$0.00	$57.59	$50.00	N/A	
HLTHVITALS -SUPPL - NON-EXPEND	2001-51-5112-000000-666103	$4,500.00	$4,996.36	$500.00	-88.9%	
HLTHVITALS -SUPPL-CHEMIC&MEDIC	2001-51-5112-000000-666106	$0.00	$0.00	$100.00	N/A	
HLTHVITALS -SUPPL-JANITOR/MECH	2001-51-5112-000000-666107	$200.00	$221.60	$250.00	25%	
HLTHVITALS -SUPPL - OTHER	2001-51-5112-000000-666110	$600.00	$498.07	$600.00	0%	
HLTHVITALS -ENERGY -ELECTRIC	2001-51-5112-000000-666202	$4,600.00	$4,004.31	$5,397.00	17.3%	
SUPPLIES - OFFICE	2001-51-5135-000000-666101	$0.00	$0.00	$7,911.00	N/A	
SUPPLIES - MINOR TOOLS	2001-51-5135-000000-666102	$0.00	$0.00	$100.00	N/A	
SUPPLIES - NON-EXPENDABLE	2001-51-5135-000000-666103	$0.00	$0.00	$10,000.00	N/A	
SUPPLIES- CHEMICAL AND MEDICAL	2001-51-5135-000000-666106	$0.00	$0.00	$250.00	N/A	
SUPPLIES - JANITORIAL/MECHANIC	2001-51-5135-000000-666107	$0.00	$0.00	$250.00	N/A	
SUPPLIES - OTHER	2001-51-5135-000000-666110	$0.00	$0.00	$4,000.00	N/A	
HLTHEDUCAT -SUPPL - OFFICE	2001-51-5142-000000-666101	$9,725.00	$562.53	$2,000.00	-79.4%	
HLTHEDUCAT -SUPPL-MINOR TOOLS	2001-51-5142-000000-666102	$100.00	$147.97	$100.00	0%	
HLTHEDUCAT -SUPPL - NON-EXPEND	2001-51-5142-000000-666103	$14,000.00	$12,947.65	$5,000.00	-64.3%	
HLTHEDUCAT -SUPPL-CHEMIC&MEDIC	2001-51-5142-000000-666106	$100.00	$15.79	$250.00	150%	
HLTHEDUCAT -SUPPL-JANITOR/MECH	2001-51-5142-000000-666107	$100.00	$317.07	$250.00	150%	
HLTHEDUCAT -SUPPL - OTHER	2001-51-5142-000000-666110	$6,000.00	$953.76	$2,000.00	-66.7%	
HLTHEDUCAT -ENERGY-HEAT&FUEL	2001-51-5142-000000-666201	$4,260.00	$4,539.58	$4,697.00	10.3%	
HLTHEDUCAT -ENERGY -ELECTRIC	2001-51-5142-000000-666202	$12,000.00	$10,972.40	$14,760.00	23%	
HLTHEDUCAT -FUEL&LUBR -UNLEAD	2001-51-5142-000000-666301	$0.00	$389.80	$160.00	N/A	
HLTHIMMUNZ -SUPPL - OFFICE	2001-51-5152-000000-666101	$2,795.00	$846.57	$2,795.00	0%	

Name	Account ID	FY2022 Amended Budget	FY2022 Actual	FY2023 Budgeted	FY2022 Amended Budget vs. FY2023 Budgeted (% Change)	Notes
HLTHIMMUNZ - SUPPL-MINOR TOOLS	2001-51-5152-000000-666102	$500.00	$99.00	$250.00	-50%	
HLTHIMMUNZ -SUPPL - NON-EXPEND	2001-51-5152-000000-666103	$0.00	$1,491.47	$0.00	0%	
HLTHIMM -CITY -SUPPL - SOFTWARE	2001-51-5152-000000-666104	$0.00	$0.00	$225.00	N/A	
HLTHIMMUNZ -SUPPL-CHEMIC&MEDIC	2001-51-5152-000000-666106	$241,188.00	$125,097.50	$244,786.00	1.5%	
HLTHIMMUNZ -SUPPL-JANITOR/MECH	2001-51-5152-000000-666107	$50.00	-$5,152.54	$50.00	0%	
HLTHIMMUNZ -SUPPL - OTHER	2001-51-5152-000000-666110	$8,500.00	$300.47	$8,500.00	0%	
HLTHIMMUNZ -ENERGY - ELECTRIC	2001-51-5152-000000-666202	$4,300.00	$3,524.58	$4,771.00	11%	
HLTHTBCONT -SUPPL - OFFICE	2001-51-5156-000000-666101	$900.00	$697.32	$900.00	0%	
HLTHTBCONT -SUPPL - NON-EXPEND	2001-51-5156-000000-666103	$0.00	$84.00	$0.00	0%	
HLTHTBCONT -SUPPL-CHEMIC&MEDIC	2001-51-5156-000000-666106	$600.00	$0.00	$600.00	0%	
HLTHTBCONT -SUPPL - OTHER	2001-51-5156-000000-666110	$500.00	$129.14	$500.00	0%	
HLTHTBCONT -ENERGY - ELECTRIC	2001-51-5156-000000-666202	$2,300.00	$1,933.80	$2,618.00	13.8%	
HLTHSTD -SUPPL - OFFICE	2001-51-5160-000000-666101	$3,000.00	$2,645.27	$5,000.00	66.7%	
HLTHSTD -SUPPL-MINOR TOOLS	2001-51-5160-000000-666102	$1,700.00	$479.70	$1,700.00	0%	
HLTHSTD -SUPPL - NON-EXPEND	2001-51-5160-000000-666103	$0.00	$6,272.66	$0.00	0%	
HLTHSTD -SUPPL-CHEMIC&MEDIC	2001-51-5160-000000-666106	$9,500.00	$11,476.37	$11,500.00	21.1%	
HLTHSTD -SUPPL-JANITOR/MECH	2001-51-5160-000000-666107	$2,000.00	$1,206.42	$2,000.00	0%	
HLTHSTD -SUPPL - OTHER	2001-51-5160-000000-666110	$2,560.00	$2,718.50	$4,000.00	56.3%	
HLTHSTD -ENERGY -ELECTRIC	2001-51-5160-000000-666202	$6,000.00	$5,146.43	$6,967.00	16.1%	
HLTHIVAIDS -SUPPL - OFFICE	2001-51-5165-000000-666101	$3,550.00	$2,670.63	$5,550.00	56.3%	
SUPPLIES - MINOR TOOLS	2001-51-5165-000000-666102	$0.00	$60.35	$0.00	0%	
HLTHIVAIDS -SUPPL - NON-EXPEND	2001-51-5165-000000-666103	$0.00	$552.20	$0.00	0%	
HLTHIVAIDS -SUPPL-CHEMIC&MEDIC	2001-51-5165-000000-666106	$1,200.00	$492.71	$1,200.00	0%	
HLTHIVAIDS -SUPPL - OTHER	2001-51-5165-000000-666110	$850.00	$1,427.35	$1,850.00	117.6%	

Name	Account ID	FY2022 Amended Budget	FY2022 Actual	FY2023 Budgeted	FY2022 Amended Budget vs. FY2023 Budgeted (% Change)	Notes
HLTHIVAIDS -ENERGY -ELECTRIC	2001-51-5165-000000-666202	$2,500.00	$2,089.76	$2,829.00	13.2%	
HLTHADMIN -OTH EXPS-INDIRECT	2001-51-5101-000000-678304	$688,267.00	$573,555.80	$491,147.00	-28.6%	
HLTHVITALS -OTH EXP-BANK CHG	2001-51-5112-000000-678328	$5,700.00	$6,803.23	$8,000.00	40.4%	
HLTHADMIN-CONT-INTRGOV XFR IGT	2001-51-5102-000000-688945	$1,176,736.00	$0.00	$1,176,736.00	0%	
HLTHSEPTIC -MACH & EQUIP -VEH	2001-51-5109-000000-757404	$32,000.00	$0.00	$0.00	-100%	
HLTHIMMUNZ -MACH&EQUIP -MACH	2001-51-5152-000000-757402	$6,100.00	$0.00	$0.00	-100%	
Total Waco-McLennan County Public Health District Fund:		**$6,515,817.50**	**$3,540,645.12**	**$6,757,470.00**	**3.7%**	
Total Special Revenue Funds:		**$6,515,817.50**	**$3,540,645.12**	**$6,757,470.00**	**3.7%**	

Expenditures by Expense Type

Budgeted Expenditures by Expense Type

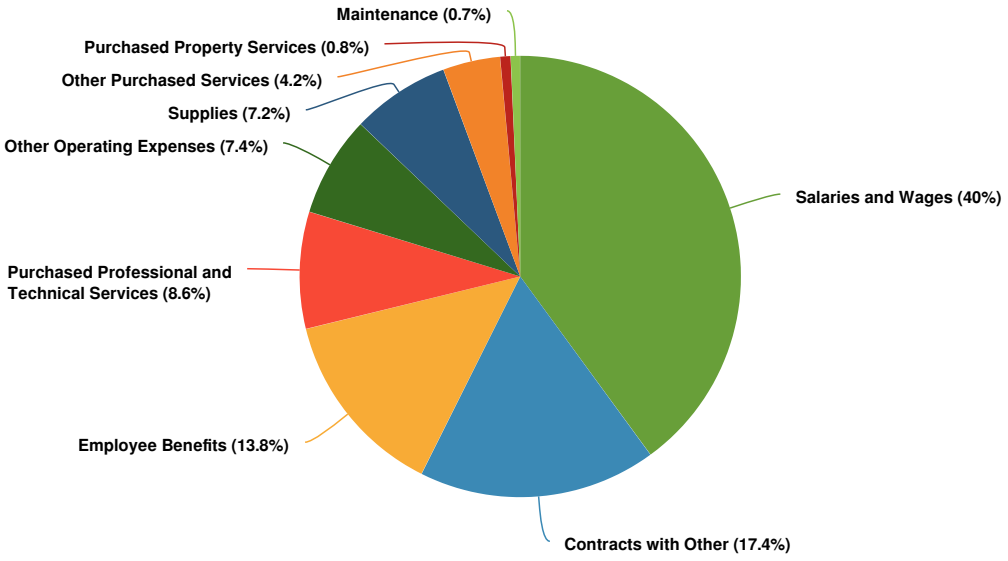

Budgeted and Historical Expenditures by Expense Type

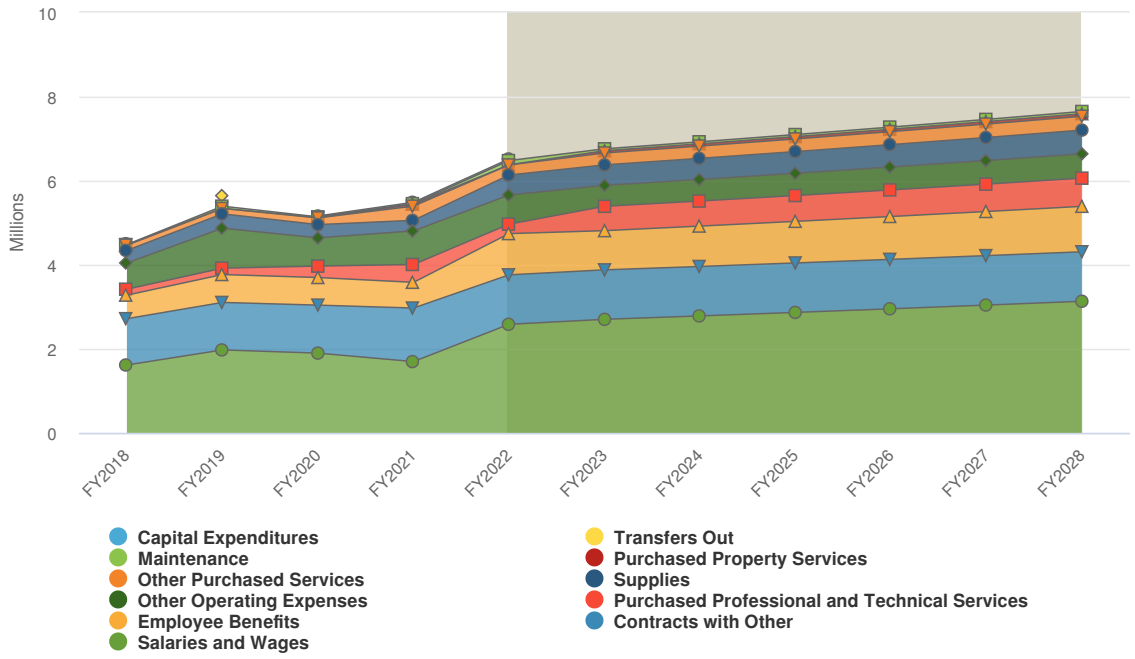

Grey background indicates budgeted figures.

Name	Account ID	FY2022 Amended Budget	FY2022 Actual	FY2023 Budgeted	FY2022 Amended Budget vs. FY2023 Budgeted (% Change)	Notes
Expense Objects						
Salaries and Wages						
REGULAR SALARIES	2001-51-5101-000000-601010	$416,808.00	$313,132.65	$466,770.00	12%	
OVERTIME	2001-51-5101-000000-601030	$0.00	$0.00	$5,152.00	N/A	
EMPLOYEE PAYOFF	2001-51-5101-000000-601070	$0.00	$18,646.42	$0.00	0%	
REGULAR SALARIES	2001-51-5105-000000-601010	$223,054.00	$228,449.07	$235,460.00	5.6%	
OVERTIME	2001-51-5105-000000-601030	$0.00	$49.04	$2,997.00	N/A	
EMPLOYEE PAYOFF	2001-51-5105-000000-601070	$0.00	$1,315.20	$0.00	0%	
REGULAR SALARIES	2001-51-5109-000000-601010	$257,156.00	$212,239.66	$267,147.00	3.9%	
OVERTIME	2001-51-5109-000000-601030	$0.00	$104.04	$106.00	N/A	

Name	Account ID	FY2022 Amended Budget	FY2022 Actual	FY2023 Budgeted	FY2022 Amended Budget vs. FY2023 Budgeted (% Change)	Notes
EMPLOYEE PAYOFF	2001-51-5109-000000-601070	$0.00	$1,612.50	$0.00	0%	
REGULAR SALARIES	2001-51-5112-000000-601010	$189,427.00	$160,531.79	$214,845.00	13.4%	
OVERTIME	2001-51-5112-000000-601030	$0.00	$7.50	$730.00	N/A	
EMPLOYEE PAYOFF	2001-51-5112-000000-601070	$0.00	$2,519.31	$0.00	0%	
REGULAR SALARIES	2001-51-5142-000000-601010	$937,720.00	$403,693.99	$707,042.00	-24.6%	
PART TIME - REGULAR	2001-51-5142-000000-601020	$0.00	$5,606.25	$161,410.00	N/A	
OVERTIME	2001-51-5142-000000-601030	$0.00	$500.65	$9,094.00	N/A	
EMPLOYEE PAYOFF	2001-51-5142-000000-601070	$0.00	$11,270.28	$0.00	0%	
REGULAR SALARIES	2001-51-5152-000000-601010	$52,747.00	$9,006.95	$54,076.00	2.5%	
OVERTIME	2001-51-5152-000000-601030	$0.00	$761.07	$1,755.00	N/A	
REGULAR SALARIES	2001-51-5156-000000-601010	$86,757.00	$36,357.67	$90,411.00	4.2%	
OVERTIME	2001-51-5156-000000-601030	$0.00	$8.25	$989.00	N/A	
EMPLOYEE PAYOFF	2001-51-5156-000000-601070	$0.00	$673.08	$0.00	0%	
REGULAR SALARIES	2001-51-5160-000000-601010	$252,189.00	$174,268.16	$271,205.00	7.5%	
PART TIME - REGULAR	2001-51-5160-000000-601020	$17,000.00	$13,713.37	$18,754.00	10.3%	
OVERTIME	2001-51-5160-000000-601030	$0.00	$2,043.23	$3,426.00	N/A	
EMPLOYEE PAYOFF	2001-51-5160-000000-601070	$0.00	$3,021.32	$0.00	0%	
REGULAR SALARIES	2001-51-5165-000000-601010	$149,340.00	$123,744.79	$182,577.00	22.3%	
OVERTIME	2001-51-5165-000000-601030	$0.00	$44.17	$6,785.00	N/A	
Total Salaries and Wages:		**$2,582,198.00**	**$1,723,320.41**	**$2,700,731.00**	**4.6%**	
Employee Benefits						
HLTHADMIN -GROUP HEALTH	2001-51-5101-000000-612101	$38,485.00	$31,157.06	$40,000.00	3.9%	
HLTHADMIN -GROUP LIFE	2001-51-5101-000000-612102	$220.00	$176.31	$237.00	7.7%	
HLTHADMIN -SOC SEC-MEDIC	2001-51-5101-000000-612200	$31,886.00	$24,178.66	$36,102.00	13.2%	

Name	Account ID	FY2022 Amended Budget	FY2022 Actual	FY2023 Budgeted	FY2022 Amended Budget vs. FY2023 Budgeted (% Change)	Notes
HLTHADMIN -PENSION-	2001-51-5101-000000-612300	$62,522.00	$49,726.95	$70,789.00	13.2%	
HLTHADMIN -WORK COMP	2001-51-5101-000000-612600	$2,844.00	$2,713.96	$4,141.00	45.6%	
HLTHENVIRO -GROUP HEALTH	2001-51-5105-000000-612101	$28,864.00	$16,577.84	$30,000.00	3.9%	
HLTHENVIRO -GROUP LIFE	2001-51-5105-000000-612102	$164.00	$71.04	$162.00	-1.2%	
HLTHENVIRO -SOC SEC-MEDIC	2001-51-5105-000000-612200	$17,064.00	$8,495.49	$18,242.00	6.9%	
HLTHENVIRO -PENSION-	2001-51-5105-000000-612300	$33,458.00	$17,654.29	$35,769.00	6.9%	
HLTHENVIRO -WORK COMP	2001-51-5105-000000-612600	$2,082.00	$1,237.51	$2,355.00	13.1%	
HLTHSEPTIC -GROUP HEALTH	2001-51-5109-000000-612101	$40,409.00	$34,572.61	$42,000.00	3.9%	
HLTHSEPTIC -GROUP LIFE	2001-51-5109-000000-612102	$218.00	$178.84	$225.00	3.2%	
HLTHSEPTIC -SOC SEC-MEDIC	2001-51-5109-000000-612200	$19,672.00	$15,077.84	$20,445.00	3.9%	
HLTHSEPTIC -PENSION-	2001-51-5109-000000-612300	$38,574.00	$32,086.85	$40,088.00	3.9%	
HLTHSEPTIC -WORK COMP	2001-51-5109-000000-612600	$2,440.00	$2,020.71	$2,536.00	3.9%	
HLTHVITALS -GROUP HEALTH	2001-51-5112-000000-612101	$38,485.00	$30,275.04	$40,000.00	3.9%	
HLTHVITALS-GRP HLTH-PRESRV FEE	2001-51-5112-000000-612101-APRES	$8,492.00	$0.00	$0.00	-100%	
HLTHVITALS -GROUP LIFE	2001-51-5112-000000-612102	$172.00	$139.97	$195.00	13.4%	
HLTHVITALS -GRP LFE-PRESRV FEE	2001-51-5112-000000-612102-APRES	$172.00	$0.00	$0.00	-100%	
HLTHVITALS -SOC SEC-MEDIC	2001-51-5112-000000-612200	$14,491.00	$11,762.06	$16,492.00	13.8%	
HLTHVITALS-SS-MEDIC-PRESRV FEE	2001-51-5112-000000-612200-APRES	$14,491.00	$0.00	$0.00	-100%	
HLTHVITALS -PENSION-	2001-51-5112-000000-612300	$28,414.00	$24,458.79	$32,337.00	13.8%	
HLTHVITALS-PENSION-PRESRV FEE	2001-51-5112-000000-612300-APRES	$28,414.00	$0.00	$0.00	-100%	
HLTHVITALS -WORK COMP	2001-51-5112-000000-612600	$429.00	$369.52	$524.00	22.1%	
HLTHVITALS-WRK CMP-PRESRV FEE	2001-51-5112-000000-612600-APRES	$429.00	$0.00	$0.00	-100%	

Name	Account ID	FY2022 Amended Budget	FY2022 Actual	FY2023 Budgeted	FY2022 Amended Budget vs. FY2023 Budgeted (% Change)	Notes
HLTHEDUCAT -GROUP HEALTH	2001-51-5142-000000-612101	$115,456.00	$53,179.19	$96,000.00	-16.9%	
HLTHEDUCAT -GROUP LIFE	2001-51-5142-000000-612102	$635.00	$291.76	$530.00	-16.5%	
HLTHEDUCAT -SOC SEC-MEDIC	2001-51-5142-000000-612200	$71,736.00	$30,509.39	$67,133.00	-6.4%	
HLTHEDUCAT -PENSION-	2001-51-5142-000000-612300	$132,670.00	$62,313.85	$107,420.00	-19%	
HLTHEDUCAT -WORK COMP	2001-51-5142-000000-612600	$6,464.00	$2,624.26	$5,529.00	-14.5%	
HLTHIMMUNZ -GROUP HEALTH	2001-51-5152-000000-612101	$7,697.00	$671.82	$8,000.00	3.9%	
HLTHIMMUNZ -GROUP LIFE	2001-51-5152-000000-612102	$45.00	$3.59	$47.00	4.4%	
HLTHIMMUNZ -SOC SEC-MEDIC	2001-51-5152-000000-612200	$4,035.00	$741.62	$4,271.00	5.8%	
HLTHIMMUNZ -PENSION-	2001-51-5152-000000-612300	$7,912.00	$1,465.20	$8,374.00	5.8%	
HLTHIMMUNZ -WORK COMP	2001-51-5152-000000-612600	$542.00	$99.27	$648.00	19.6%	
HLTHTBCONT -GROUP HEALTH	2001-51-5156-000000-612101	$11,546.00	$4,829.04	$12,000.00	3.9%	
HLTHTBCONT -GROUP LIFE	2001-51-5156-000000-612102	$76.00	$27.41	$71.00	-6.6%	
HLTHTBCONT -SOC SEC-MEDIC	2001-51-5156-000000-612200	$6,637.00	$2,644.92	$6,992.00	5.3%	
HLTHTBCONT -PENSION-	2001-51-5156-000000-612300	$13,013.00	$5,298.57	$13,710.00	5.4%	
HLTHTBCONT -WORK COMP	2001-51-5156-000000-612600	$891.00	$362.81	$981.00	10.1%	
HLTHSTD -GROUP HEALTH	2001-51-5160-000000-612101	$36,561.00	$26,597.12	$38,000.00	3.9%	
HLTHSTD -GROUP LIFE	2001-51-5160-000000-612102	$205.00	$140.35	$212.00	3.4%	
HLTHSTD -SOC SEC-MEDIC	2001-51-5160-000000-612200	$20,593.00	$14,241.54	$22,444.00	9%	
HLTHSTD -PENSION-	2001-51-5160-000000-612300	$37,714.00	$28,957.01	$41,195.00	9.2%	
HLTHSTD -WORK COMP	2001-51-5160-000000-612600	$1,668.00	$1,020.88	$1,979.00	18.6%	
HLTHIVAIDS -GROUP HEALTH	2001-51-5165-000000-612101	$17,318.00	$14,968.92	$20,400.00	17.8%	
HLTHIVAIDS -GROUP LIFE	2001-51-5165-000000-612102	$98.00	$80.36	$116.00	18.4%	
HLTHIVAIDS -SOC SEC-MEDIC	2001-51-5165-000000-612200	$11,425.00	$9,078.44	$14,486.00	26.8%	
HLTHIVAIDS -PENSION-	2001-51-5165-000000-612300	$22,401.00	$18,566.60	$28,405.00	26.8%	

Name	Account ID	FY2022 Amended Budget	FY2022 Actual	FY2023 Budgeted	FY2022 Amended Budget vs. FY2023 Budgeted (% Change)	Notes
HLTHIVAIDS -WORK COMP	2001-51-5165-000000-612600	$512.00	$431.18	$955.00	86.5%	
Total Employee Benefits:		**$980,741.00**	**$582,076.44**	**$932,537.00**	**-4.9%**	
Purchased Professional and Technical Services						
HLTHADMIN -SPEC SVC	2001-51-5101-000000-623100	$114,195.00	$81,486.70	$95,825.00	-16.1%	
HLTHADMIN-SPEC SVCS - TEMP EMP	2001-51-5101-000000-623105	$6,000.00	$0.00	$10,000.00	66.7%	
SPECIAL SVCS - IT SERVICES	2001-51-5101-000000-623106		$0.00	$324,153.00	N/A	
HLTHENVIRO -SPEC SVC	2001-51-5105-000000-623100	$0.00	$197.50	$600.00	N/A	
SPECIAL SVCS - IT SERVICES	2001-51-5105-000000-623106		$0.00	$4,067.00	N/A	
HLTHSEPTIC -SPEC SVC	2001-51-5109-000000-623100	$6,312.50	$6,666.75	$1,100.00	-82.6%	
HLTHSEPTIC -SPEC SVC-TEMPS	2001-51-5109-000000-623105	$14,990.00	$0.00	$0.00	-100%	
SPECIAL SVCS - IT SERVICES	2001-51-5109-000000-623106		$0.00	$5,511.00	N/A	
HLTHVITALS -SPEC SVC	2001-51-5112-000000-623100	$9,023.00	$3,823.20	$9,223.00	2.2%	
HLTHVITALS -SPEC SVC-TEMPS	2001-51-5112-000000-623105	$8,831.00	$8,830.56	$22,300.00	152.5%	
SPECIAL SVCS - IT SERVICES	2001-51-5112-000000-623106		$0.00	$9,819.00	N/A	
SPECIAL SERVICES	2001-51-5135-000000-623100	$0.00	$0.00	$6,310.00	N/A	
HLTHEDUCAT -SPEC SVC	2001-51-5142-000000-623100	$18,110.00	$2,306.06	$11,800.00	-34.8%	
HLTHEDUCAT-SPEC SVCS - TEMPEMP	2001-51-5142-000000-623105	$0.00	$2,715.50	$0.00	0%	
SPECIAL SVCS - IT SERVICES	2001-51-5142-000000-623106		$0.00	$23,515.00	N/A	
HLTHIMMUNZ -SPEC SVC	2001-51-5152-000000-623100	$19,675.00	$6,193.29	$15,056.00	-23.5%	
HLTHTBCONT -SPEC SVC	2001-51-5156-000000-623100	$3,696.00	$4,238.10	$5,565.00	50.6%	
HLTHSTD -SPEC SVC	2001-51-5160-000000-623100	$18,015.00	$9,054.87	$18,015.00	0%	
SPECIAL SVCS - IT SERVICES	2001-51-5160-000000-623106		$0.00	$11,288.00	N/A	
HLTHIVAIDS -SPEC SVC	2001-51-5165-000000-623100	$6,000.00	$0.00	$0.00	-100%	

Name	Account ID	FY2022 Amended Budget	FY2022 Actual	FY2023 Budgeted	FY2022 Amended Budget vs. FY2023 Budgeted (% Change)	Notes
SPECIAL SVCS - IT SERVICES	2001-51-5165-000000-623106		$0.00	$5,030.00	N/A	
Total Purchased Professional and Technical Services:		**$224,847.50**	**$125,512.53**	**$579,177.00**	**157.6%**	
Purchased Property Services						
HLTHADMIN -UTIL SVC-REFUSE	2001-51-5101-000000-634102	$3,145.00	$2,448.60	$3,330.00	5.9%	
RENT & EASEMENT- FACILITY RENT	2001-51-5142-000000-634401	$7,571.00	$0.00	$8,139.00	7.5%	
RENT & EASEMENT- FACILITY RENT	2001-51-5152-000000-634401	-$7,571.00	$0.00	$40,446.00	-634.2%	
Total Purchased Property Services:		**$3,145.00**	**$2,448.60**	**$51,915.00**	**1,550.7%**	
Maintenance						
HLTHADMIN -MAINT OF BUILDINGS	2001-51-5101-000000-644701	$63,422.00	$63,421.82	$8,000.00	-87.4%	
HLTHADMIN -MAINT - SIGNS&MARK	2001-51-5101-000000-644711	$1,500.00	$0.00	$9,500.00	533.3%	
HLTHADMIN - MAINT - EQUIP	2001-51-5101-000000-644801	$1,820.00	$1,307.32	$1,820.00	0%	
HLTHADMIN -MAINT - OTHER	2001-51-5101-000000-644815	$1,800.00	$2,496.11	$12,480.00	593.3%	
HLTHENVIRO -MAINT - EQUIP	2001-51-5105-000000-644801	$0.00	$19.95	$0.00	0%	
HLTHENVIRO -MAINT - VEH PARTS	2001-51-5105-000000-644803	$5,277.00	$1,811.52	$1,608.00	-69.5%	
HLTHENVIRO -MAINT-VEH-OUTSIDE	2001-51-5105-000000-644805	$1,000.00	$4,946.39	$3,644.00	264.4%	
HLTHENVIRO -MAINT - VEH - MISC	2001-51-5105-000000-644810	$345.00	$1,943.47	$38.00	-89%	
HLTHENVIRO-MAINT-FLEET SVC	2001-51-5105-000000-644825	$9,956.00	$8,296.70	$0.00	-100%	
HLTHSEPTIC -MAINT - VEH PARTS	2001-51-5109-000000-644803	$896.00	$363.76	$116.00	-87.1%	
HLTHSEPTIC -MAINT-VEH-OUTSIDE	2001-51-5109-000000-644805	$750.00	$47.50	$8.00	-98.9%	
HLTHSEPTIC -MAINT - VEH - MISC	2001-51-5109-000000-644810	$100.00	$315.00	$339.00	239%	
HLTHSEPTIC -MAINT - OTHER	2001-51-5109-000000-644815	$400.00	$0.00	$450.00	12.5%	
HLTHSEPTIC-MAINT-FLEET SVC	2001-51-5109-000000-644825	$671.00	$559.20	$0.00	-100%	
HLTHVITALS -MAINT - EQUIP	2001-51-5112-000000-644801	$200.00	$0.00	$100.00	-50%	

Name	Account ID	FY2022 Amended Budget	FY2022 Actual	FY2023 Budgeted	FY2022 Amended Budget vs. FY2023 Budgeted (% Change)	Notes
MAINTENANCE - OTHER	2001-51-5135-000000-644815	$0.00	$0.00	$1,400.00	N/A	
HLTHEDUCAT -MAINT - VEH PARTS	2001-51-5142-000000-644803	$0.00	$3.70	$4.00	N/A	
HLTHEDUCAT -MAINT-VEH-OUTSIDE	2001-51-5142-000000-644805	$0.00	$7.50	$8.00	N/A	
HLTHEDUCAT -MAINT - OTHER	2001-51-5142-000000-644815	$2,200.00	$119.69	$1,000.00	-54.5%	
HLTHIMMUNZ - EQUIP	2001-51-5152-000000-644801	$4,520.00	$1,474.00	$4,880.00	8%	
HLTHIMMUNZ -MAINT - OTHER	2001-51-5152-000000-644815	$0.00	$119.40	$0.00	0%	
HLTHSTD -MAINT - EQUIP	2001-51-5160-000000-644801	$1,170.00	$695.00	$1,170.00	0%	
HLTHIVAIDS -MAINT - OTHER	2001-51-5165-000000-644815	$5,000.00	$0.00	$0.00	-100%	
Total Maintenance:		**$101,027.00**	**$87,948.03**	**$46,565.00**	**-53.9%**	
Other Purchased Services						
HLTHADMIN -INSUR - PROPERTY	2001-51-5101-000000-655100	$386.00	$386.00	$499.00	29.3%	
HLTHADMIN -INSUR - GEN LIAB	2001-51-5101-000000-655300	$1,682.00	$1,682.00	$3,290.00	95.6%	
HLTHADMIN - COMMUNICATIONS	2001-51-5101-000000-655600	$1,130.00	$1,041.75	$1,130.00	0%	
HLTHADMIN -CELL PHONES	2001-51-5101-000000-655602	$3,500.00	$2,159.26	$3,500.00	0%	
HLTHADMIN -ADVERTISING	2001-51-5101-000000-655700	$5,000.00	$299.69	$15,000.00	200%	
HLTHADMIN -TRAVEL&TRAIN	2001-51-5101-000000-655800	$19,425.00	$19,530.62	$19,425.00	0%	
HLTHADMIN -DUES AND MEMB	2001-51-5101-000000-655850	$4,365.00	$9,459.20	$8,500.00	94.7%	
HLTHADMIN -OTH PURCHSVC-EQUIP	2001-51-5101-000000-655901	$935.00	$2,395.14	$935.00	0%	
HLTHENVIRO -INSUR - GEN LIAB	2001-51-5105-000000-655300	$3,992.00	$3,992.00	$511.00	-87.2%	
HLTHENVIRO - COMMUNICATIONS	2001-51-5105-000000-655600	$80.00	$0.00	$80.00	0%	
HLTHENVIRO -CELL PHONES	2001-51-5105-000000-655602	$6,540.00	$0.00	$6,540.00	0%	
ADVERTISING	2001-51-5105-000000-655700	$0.00	$0.00	$500.00	N/A	
HLTHENVIRO -ADVERT PROMOTIONS	2001-51-5105-000000-655701	$600.00	$223.75	$1,050.00	75%	
HLTHENVIRO -TRAVEL&TRAIN	2001-51-5105-000000-655800	$7,200.00	$120.00	$7,200.00	0%	

Name	Account ID	FY2022 Amended Budget	FY2022 Actual	FY2023 Budgeted	FY2022 Amended Budget vs. FY2023 Budgeted (% Change)	Notes
HLTHENVIRO -DUES AND MEMB	2001-51-5105-000000-655850	$1,000.00	$1,198.07	$1,050.00	5%	
HLTHENVIRO -OTH PURCHSVC-EQUIP	2001-51-5105-000000-655901	$50.00	$0.00	$50.00	0%	
HLTHSEPTIC -INSUR - AUTO LIAB	2001-51-5109-000000-655200	$1,496.00	$1,496.00	$2,167.00	44.9%	
HLTHSEPTIC -INSUR - GEN LIAB	2001-51-5109-000000-655300	$1,787.00	$1,787.00	$504.00	-71.8%	
HLTHSEPTIC -COMMUNICATIONS	2001-51-5109-000000-655600	$504.00	$544.49	$504.00	0%	
HLTHSEPTIC -CELL PHONES	2001-51-5109-000000-655602	$960.00	$1,522.24	$3,000.00	212.5%	
HLTHSEPTIC -TRAVEL&TRAIN	2001-51-5109-000000-655800	$9,805.00	$2,351.45	$9,805.00	0%	
HLTHSEPTIC -DUES AND MEMB	2001-51-5109-000000-655850	$1,759.00	$1,489.75	$444.00	-74.8%	
HLTHSEPTIC -OTH PURCHSVC-EQUIP	2001-51-5109-000000-655901	$3,600.00	$2,298.27	$3,600.00	0%	
HLTHVITALS -INSUR - PROPERTY	2001-51-5112-000000-655100	$497.00	$497.00	$642.00	29.2%	
HLTHVITALS -INSUR - GEN LIAB	2001-51-5112-000000-655300	$2,522.00	$2,522.00	$459.00	-81.8%	
HLTHVITALS -COMMUNICATIONS	2001-51-5112-000000-655600	$576.00	$627.33	$700.00	21.5%	
COMMUNICATIONS - CELL PHONES	2001-51-5112-000000-655602	$606.00	$693.22	$2,160.00	256.4%	
HLTHVITALS -TRAVEL&TRAIN	2001-51-5112-000000-655800	$3,106.00	$0.00	$5,106.00	64.4%	
HLTHVITALS -OTH PURCHSVC-EQUIP	2001-51-5112-000000-655901	$1,376.00	$1,130.08	$6,376.00	363.4%	
COMMUNICATIONS	2001-51-5135-000000-655600	$0.00	$0.00	$3,316.00	N/A	
COMMUNICATIONS - CELL PHONES	2001-51-5135-000000-655602	$0.00	$0.00	$8,048.00	N/A	
ADVERTISING	2001-51-5135-000000-655700	$0.00	$0.00	$15,000.00	N/A	
ADVERTISING - PROMOTIONS	2001-51-5135-000000-655701	$0.00	$0.00	$6,000.00	N/A	
TRAVEL & TRAINING	2001-51-5135-000000-655800	$0.00	$0.00	$27,160.00	N/A	
DUES AND MEMBERSHIPS	2001-51-5135-000000-655850	$0.00	$0.00	$1,000.00	N/A	
OTHER PURCH SVCS - EQUIPMENT	2001-51-5135-000000-655901	$0.00	$0.00	$13,320.00	N/A	
HLTHEDUCAT -INSUR - PROPERTY	2001-51-5142-000000-655100	$473.00	$473.00	$611.00	29.2%	
HLTHEDUCAT -INSUR - GEN LIAB	2001-51-5142-000000-655300	$5,254.00	$5,254.00	$1,819.00	-65.4%	

Name	Account ID	FY2022 Amended Budget	FY2022 Actual	FY2023 Budgeted	FY2022 Amended Budget vs. FY2023 Budgeted (% Change)	Notes
HLTHEDUCAT - COMMUNICATIONS	2001-51-5142-000000-655600	$5,316.00	$6,635.67	$2,000.00	-62.4%	
HLTHEDUCAT -CELL PHONES	2001-51-5142-000000-655602	$11,442.00	$10,789.93	$4,000.00	-65%	
HLTHEDUCAT -ADVERTISING	2001-51-5142-000000-655700	$13,000.00	$2,999.96	$5,000.00	-61.5%	
ADVERTISING - PROMOTIONS	2001-51-5142-000000-655701	$6,000.00	$0.00	$0.00	-100%	
HLTHEDUCAT -TRAVEL&TRAIN	2001-51-5142-000000-655800	$26,460.00	$6,749.12	$8,300.00	-68.6%	
HLTHEDUCAT -DUES AND MEMB	2001-51-5142-000000-655850	$415.00	$0.00	$1,000.00	141%	
HLTHEDUCAT -OTH PURCHSVC-EQUIP	2001-51-5142-000000-655901	$14,820.00	$2,297.92	$1,500.00	-89.9%	
HLTHEDUCAT-OTH PURCHSVC - COMP	2001-51-5142-000000-655908	$10,324.00	$0.00	$10,324.00	0%	
HLTHIMMUNZ -INSUR - GEN LIAB	2001-51-5152-000000-655300	$2,836.00	$2,836.00	$472.00	-83.4%	
HLTHIMMUNZ -CELL PHONES	2001-51-5152-000000-655602	$0.00	$1,243.69	$3,160.00	N/A	
HLTHIMMUNZ -ADVERTISING	2001-51-5152-000000-655700	$3,000.00	$1,090.00	$6,000.00	100%	
HLTH IMMUN-ADVER - PROMOTIONS	2001-51-5152-000000-655701	$0.00	$1,211.06	$0.00	0%	
HLTHIMMUNZ -TRAVEL&TRAIN	2001-51-5152-000000-655800	$3,500.00	$14.95	$3,500.00	0%	
HLTHIMMUNZ -OTH PURCHSVC-EQUIP	2001-51-5152-000000-655901	$3,580.00	$2,645.67	$3,580.00	0%	
HLTHTBCONT -INSUR - GEN LIAB	2001-51-5156-000000-655300	$631.00	$631.00	$166.00	-73.7%	
COMMUNICATIONS - CELL PHONES	2001-51-5156-000000-655602	$0.00	$0.00	$1,440.00	N/A	
HLTHTBCONT -TRAVEL&TRAIN	2001-51-5156-000000-655800	$2,000.00	$3,293.58	$4,500.00	125%	
HLTHTBCONT -OTH PURCHSVC-EQUIP	2001-51-5156-000000-655901	$2,000.00	$210.76	$1,000.00	-50%	
HLTHSTD -INSUR -PROPERTY	2001-51-5160-000000-655100	$1,515.00	$1,515.00	$1,957.00	29.2%	
HLTHSTD -INSUR - GEN LIAB	2001-51-5160-000000-655300	$2,370.00	$2,370.00	$549.00	-76.8%	
HLTHSTD -COMMUNICATIONS	2001-51-5160-000000-655600	$2,700.00	$3,286.81	$2,700.00	0%	
HLTHSTD -CELL PHONES	2001-51-5160-000000-655602	$3,460.00	$2,345.76	$3,460.00	0%	
HLTHSTD -ADVERTISING	2001-51-5160-000000-655700	$4,100.00	$750.00	$4,100.00	0%	
HLTHSTD -TRAVEL&TRAIN	2001-51-5160-000000-655800	$9,000.00	$19.95	$9,000.00	0%	

Name	Account ID	FY2022 Amended Budget	FY2022 Actual	FY2023 Budgeted	FY2022 Amended Budget vs. FY2023 Budgeted (% Change)	Notes
HLTHSTD -DUES AND MEMB	2001-51-5160-000000-655850	$1,550.00	$555.00	$1,550.00	0%	
HLTHSTD -OTH PURCHSVC-EQUIP	2001-51-5160-000000-655901	$1,500.00	$1,057.33	$1,500.00	0%	
HLTHIVAIDS -INSUR - GEN LIAB	2001-51-5165-000000-655300	$4,354.00	$4,354.00	$300.00	-93.1%	
HLTHIVAIDS-INSUR-OTHER	2001-51-5165-000000-655500	$1,600.00	$26.41	$1,600.00	0%	
HLTHIVAIDS -COMMUNICATIONS	2001-51-5165-000000-655600	$384.00	$378.69	$384.00	0%	
HLTHIVAIDS -CELL PHONES	2001-51-5165-000000-655602	$0.00	$1,891.38	$3,000.00	N/A	
HLTHIVAIDS -ADVERTISING	2001-51-5165-000000-655700	$3,000.00	$1,500.00	$8,000.00	166.7%	
HLTHIVAIDS -ADVERT-PROMO	2001-51-5165-000000-655701	$2,000.00	$0.00	$2,000.00	0%	
HLTHIVAIDS -TRAVEL&TRAIN	2001-51-5165-000000-655800	$5,000.00	$19.95	$5,000.00	0%	
HLTHIVAIDS -OTH PURCHSVC-EQUIP	2001-51-5165-000000-655901	$1,800.00	$663.36	$1,800.00	0%	
Total Other Purchased Services:		**$239,863.00**	**$128,556.26**	**$283,843.00**	**18.3%**	
Supplies						
HLTHADMIN -SUPPL - OFFICE	2001-51-5101-000000-666101	$5,050.00	$2,766.62	$6,000.00	18.8%	
HLTHADMIN -SUPPL-MINOR TOOLS	2001-51-5101-000000-666102	$50.00	$78.40	$50.00	0%	
HLTHADMIN -SUPPL - NON-EXPEND	2001-51-5101-000000-666103	$0.00	$7,087.85	$0.00	0%	
HTLTHADMIN-SUPPL- CHEM AND MED	2001-51-5101-000000-666106	$0.00	-$1,434.66	$0.00	0%	
HLTHADMIN -SUPPL-JANITOR/MECH	2001-51-5101-000000-666107	$50.00	$126.12	$250.00	400%	
HLTHADMIN -SUPPL - OTHER	2001-51-5101-000000-666110	$13,250.00	$2,305.65	$13,250.00	0%	
HLTHADMIN -ENERGY-HEAT&FUEL	2001-51-5101-000000-666201	$3,480.00	$1,354.75	$1,397.00	-59.9%	
HLTHADMIN -ENERGY - ELECTRIC	2001-51-5101-000000-666202	$5,900.00	$2,951.55	$4,173.00	-29.3%	
HLTHENVIRO -SUPPL - OFFICE	2001-51-5105-000000-666101	$8,500.00	$6,002.96	$7,500.00	-11.8%	
HLTHENVIRO -SUPPL-MINOR TOOLS	2001-51-5105-000000-666102	$0.00	$109.94	$1,000.00	N/A	
HLTHENVIRO -SUPPL - NON-EXPEND	2001-51-5105-000000-666103	$0.00	$2,483.23	$1,000.00	N/A	
HLTHENVIRO -SUPPL-CHEMIC&MEDIC	2001-51-5105-000000-666106	$33,615.00	$32,693.09	$30,865.00	-8.2%	

Name	Account ID	FY2022 Amended Budget	FY2022 Actual	FY2023 Budgeted	FY2022 Amended Budget vs. FY2023 Budgeted (% Change)	Notes
HLTHENVIRO -SUPPL-JANITOR/MECH	2001-51-5105-000000-666107	$0.00	$187.60	$500.00	N/A	
HLTHENVIRO -SUPPL - OTHER	2001-51-5105-000000-666110	$1,700.00	$1,553.05	$2,000.00	17.6%	
HLTHENVIRO -ENERGY-HEAT&FUEL	2001-51-5105-000000-666201	$4,800.00	$1,354.79	$1,397.00	-70.9%	
HLTHENVIRO -ENERGY - ELECTRIC	2001-51-5105-000000-666202	$9,700.00	$2,951.53	$4,390.00	-54.7%	
HLTHENVIRO -FUEL&LUBR - UNLEAD	2001-51-5105-000000-666301	$5,721.00	$9,351.83	$11,225.00	96.2%	
HLTHENVIRO -FUEL&LUBR - LUBRS	2001-51-5105-000000-666303	$182.00	$41.86	$64.00	-64.8%	
HLTHENVIRO -FLT SVC ALLOC.	2001-51-5105-000000-666825	$1,524.00	$1,270.00	$2,801.00	83.8%	
HLTHSEPTIC -SUPPL - OFFICE	2001-51-5109-000000-666101	$3,500.00	$3,816.74	$4,500.00	28.6%	
HLTHSEPTIC -SUPPL-MINOR TOOLS	2001-51-5109-000000-666102	$0.00	$307.01	$500.00	N/A	
HLTHSEPTIC -SUPPL - NON-EXPEND	2001-51-5109-000000-666103	$0.00	$2,855.88	$9,600.00	N/A	
SUPPLIES- CHEMICAL AND MEDICAL	2001-51-5109-000000-666106	$0.00	$47.42	$0.00	0%	
HLTHSEPTIC -SUPPL-JANITOR/MECH	2001-51-5109-000000-666107	$50.00	$172.82	$750.00	1,400%	
SUPPLIES - OTHER	2001-51-5109-000000-666110	$0.00	$64.86	$0.00	0%	
HLTHSEPTIC -FUEL&LUBR - UNLEAD	2001-51-5109-000000-666301	$1,867.00	$2,787.83	$3,553.00	90.3%	
HLTHSEPTIC -FUEL&LUBR - LUBRS	2001-51-5109-000000-666303	$22.00	$0.00	$0.00	-100%	
HLTHSEPTIC -FLT SVC ALLOC.	2001-51-5109-000000-666825	$304.00	$253.30	$838.00	175.7%	
HLTHVITALS -SUPPL - OFFICE	2001-51-5112-000000-666101	$25,250.00	$19,967.66	$12,000.00	-52.5%	
HLTHVITALS -SUPPL-MINOR TOOLS	2001-51-5112-000000-666102	$0.00	$57.59	$50.00	N/A	
HLTHVITALS -SUPPL - NON-EXPEND	2001-51-5112-000000-666103	$4,500.00	$4,996.36	$500.00	-88.9%	
HLTHVITALS -SUPPL-CHEMIC&MEDIC	2001-51-5112-000000-666106	$0.00	$0.00	$100.00	N/A	
HLTHVITALS -SUPPL-JANITOR/MECH	2001-51-5112-000000-666107	$200.00	$221.60	$250.00	25%	
HLTHVITALS -SUPPL - OTHER	2001-51-5112-000000-666110	$600.00	$498.07	$600.00	0%	
HLTHVITALS -ENERGY - ELECTRIC	2001-51-5112-000000-666202	$4,600.00	$4,004.31	$5,397.00	17.3%	
SUPPLIES - OFFICE	2001-51-5135-000000-666101	$0.00	$0.00	$7,911.00	N/A	

Name	Account ID	FY2022 Amended Budget	FY2022 Actual	FY2023 Budgeted	FY2022 Amended Budget vs. FY2023 Budgeted (% Change)	Notes
SUPPLIES - MINOR TOOLS	2001-51-5135-000000-666102	$0.00	$0.00	$100.00	N/A	
SUPPLIES - NON-EXPENDABLE	2001-51-5135-000000-666103	$0.00	$0.00	$10,000.00	N/A	
SUPPLIES- CHEMICAL AND MEDICAL	2001-51-5135-000000-666106	$0.00	$0.00	$250.00	N/A	
SUPPLIES - JANITORIAL/MECHANIC	2001-51-5135-000000-666107	$0.00	$0.00	$250.00	N/A	
SUPPLIES - OTHER	2001-51-5135-000000-666110	$0.00	$0.00	$4,000.00	N/A	
HLTHEDUCAT -SUPPL - OFFICE	2001-51-5142-000000-666101	$9,725.00	$562.53	$2,000.00	-79.4%	
HLTHEDUCAT -SUPPL-MINOR TOOLS	2001-51-5142-000000-666102	$100.00	$147.97	$100.00	0%	
HLTHEDUCAT -SUPPL - NON-EXPEND	2001-51-5142-000000-666103	$14,000.00	$12,947.65	$5,000.00	-64.3%	
HLTHEDUCAT -SUPPL-CHEMIC&MEDIC	2001-51-5142-000000-666106	$100.00	$15.79	$250.00	150%	
HLTHEDUCAT -SUPPL-JANITOR/MECH	2001-51-5142-000000-666107	$100.00	$317.07	$250.00	150%	
HLTHEDUCAT -SUPPL - OTHER	2001-51-5142-000000-666110	$6,000.00	$953.76	$2,000.00	-66.7%	
HLTHEDUCAT -ENERGY-HEAT&FUEL	2001-51-5142-000000-666201	$4,260.00	$4,539.58	$4,697.00	10.3%	
HLTHEDUCAT -ENERGY - ELECTRIC	2001-51-5142-000000-666202	$12,000.00	$10,972.40	$14,760.00	23%	
HLTHEDUCAT -FUEL&LUBR - UNLEAD	2001-51-5142-000000-666301	$0.00	$389.80	$160.00	N/A	
HLTHIMMUNZ -SUPPL - OFFICE	2001-51-5152-000000-666101	$2,795.00	$846.57	$2,795.00	0%	
HLTHIMMUNZ - SUPPL-MINOR TOOLS	2001-51-5152-000000-666102	$500.00	$99.00	$250.00	-50%	
HLTHIMMUNZ -SUPPL - NON-EXPEND	2001-51-5152-000000-666103	$0.00	$1,491.47	$0.00	0%	
HLTHIMM -CITY -SUPPL - SOFTWARE	2001-51-5152-000000-666104	$0.00	$0.00	$225.00	N/A	
HLTHIMMUNZ -SUPPL-CHEMIC&MEDIC	2001-51-5152-000000-666106	$241,188.00	$125,097.50	$244,786.00	1.5%	
HLTHIMMUNZ -SUPPL-JANITOR/MECH	2001-51-5152-000000-666107	$50.00	-$5,152.54	$50.00	0%	
HLTHIMMUNZ -SUPPL - OTHER	2001-51-5152-000000-666110	$8,500.00	$300.47	$8,500.00	0%	
HLTHIMMUNZ -ENERGY - ELECTRIC	2001-51-5152-000000-666202	$4,300.00	$3,524.58	$4,771.00	11%	
HLTHTBCONT -SUPPL - OFFICE	2001-51-5156-000000-666101	$900.00	$697.32	$900.00	0%	
HLTHTBCONT -SUPPL - NON-EXPEND	2001-51-5156-000000-666103	$0.00	$84.00	$0.00	0%	

Name	Account ID	FY2022 Amended Budget	FY2022 Actual	FY2023 Budgeted	FY2022 Amended Budget vs. FY2023 Budgeted (% Change)	Notes
HLTHTBCONT -SUPPL-CHEMIC&MEDIC	2001-51-5156-000000-666106	$600.00	$0.00	$600.00	0%	
HLTHTBCONT -SUPPL - OTHER	2001-51-5156-000000-666110	$500.00	$129.14	$500.00	0%	
HLTHTBCONT -ENERGY -ELECTRIC	2001-51-5156-000000-666202	$2,300.00	$1,933.80	$2,618.00	13.8%	
HLTHSTD -SUPPL - OFFICE	2001-51-5160-000000-666101	$3,000.00	$2,645.27	$5,000.00	66.7%	
HLTHSTD -SUPPL-MINOR TOOLS	2001-51-5160-000000-666102	$1,700.00	$479.70	$1,700.00	0%	
HLTHSTD -SUPPL - NON-EXPEND	2001-51-5160-000000-666103	$0.00	$6,272.66	$0.00	0%	
HLTHSTD -SUPPL-CHEMIC&MEDIC	2001-51-5160-000000-666106	$9,500.00	$11,476.37	$11,500.00	21.1%	
HLTHSTD -SUPPL-JANITOR/MECH	2001-51-5160-000000-666107	$2,000.00	$1,206.42	$2,000.00	0%	
HLTHSTD -SUPPL - OTHER	2001-51-5160-000000-666110	$2,560.00	$2,718.50	$4,000.00	56.3%	
HLTHSTD -ENERGY -ELECTRIC	2001-51-5160-000000-666202	$6,000.00	$5,146.43	$6,967.00	16.1%	
HLTHIVAIDS -SUPPL - OFFICE	2001-51-5165-000000-666101	$3,550.00	$2,670.63	$5,550.00	56.3%	
SUPPLIES - MINOR TOOLS	2001-51-5165-000000-666102	$0.00	$60.35	$0.00	0%	
HLTHIVAIDS -SUPPL - NON-EXPEND	2001-51-5165-000000-666103	$0.00	$552.20	$0.00	0%	
HLTHIVAIDS -SUPPL-CHEMIC&MEDIC	2001-51-5165-000000-666106	$1,200.00	$492.71	$1,200.00	0%	
HLTHIVAIDS -SUPPL - OTHER	2001-51-5165-000000-666110	$850.00	$1,427.35	$1,850.00	117.6%	
HLTHIVAIDS -ENERGY -ELECTRIC	2001-51-5165-000000-666202	$2,500.00	$2,089.76	$2,829.00	13.2%	
Total Supplies:		**$475,193.00**	**$310,423.82**	**$486,819.00**	**2.4%**	
Other Operating Expenses						
HLTHADMIN -OTH EXPS-INDIRECT	2001-51-5101-000000-678304	$688,267.00	$573,555.80	$491,147.00	-28.6%	
HLTHVITALS -OTH EXP-BANK CHG	2001-51-5112-000000-678328	$5,700.00	$6,803.23	$8,000.00	40.4%	
Total Other Operating Expenses:		**$693,967.00**	**$580,359.03**	**$499,147.00**	**-28.1%**	
Contracts with Other						
HLTHADMIN-CONT-INTRGOV XFR IGT	2001-51-5102-000000-688945	$1,176,736.00	$0.00	$1,176,736.00	0%	
Total Contracts with Other:		**$1,176,736.00**	**$0.00**	**$1,176,736.00**	**0%**	

Name	Account ID	FY2022 Amended Budget	FY2022 Actual	FY2023 Budgeted	FY2022 Amended Budget vs. FY2023 Budgeted (% Change)	Notes
Capital Expenditures						
HLTHSEPTIC -MACH & EQUIP - VEH	2001-51-5109-000000-757404	$32,000.00	$0.00	$0.00	-100%	
HLTHIMMUNZ -MACH&EQUIP - MACH	2001-51-5152-000000-757402	$6,100.00	$0.00	$0.00	-100%	
Total Capital Expenditures:		**$38,100.00**	**$0.00**	**$0.00**	**-100%**	
Total Expense Objects:		**$6,515,817.50**	**$3,540,645.12**	**$6,757,470.00**	**3.7%**	

Water Utilities

Water Services

Mission
Water Utility Services is committed to the protection of public health and to quality management of water resources, while delivering safe, reliable, drinking water efficiently to customers.

Departmental Overview
Water Utility Services is responsible for treating, transporting, storing, delivering, and metering safe and reliable drinking water for citizens and consumers.

Divisions and FTEs
Water Office, Water Distribution, Water Treatment, Water Quality Lab, Watershed, Lake Waco Wetlands, & Administration: 124.6600 FTEs

Programs of Services
Provides water services to the citizens of Waco, surrounding communities, and water supply corporations. Each division has distinct responsibilities to meet the department's goals of providing high quality water and excellent customer service. Pro-active measures are taken to ensure continuous improvement in all areas – from securing and protecting the source of supply in the Bosque River Watershed, to the production and delivery of potable water, accurate meter service, billing, and collection. The Water Utility Services Department consists of over 196 highly skilled employees with most operational staff holding professional licenses. The department is recognized for its training and innovation in maximizing personnel, equipment, and limited resources.

FY22 Accomplishments
- Managed the Water System through the February Freeze with limited water outages
- Installed a new variable speed pumping station at Riverside Water Treatment Plant Installed the new Ritchie Rd. Water Tower
- Completed HWY 84 16' Waterline to Val Verde
- Moved all but 2 call center representatives to work from home
- Completed North Extraterritorial Jurisdiction (ETJ) Water Storage
- Processed, researched, and collected 200 bad debts totaling over $25,000
- Launched new *My Waco Water* customer portal, for online payments and account management

FY23 Goals
- Complete Advanced Metering Infrastructure (AMI) project
- Submit RFP for billing system, work order system and asset management system
- Completion of State Highway 6 Phase A & B
- Completion of Lake Brazos Dam Erosion Project
- Begin HWY 84 Ground Storage in Construction
- Begin Chapel Rd. Water line in Construction

Performance Measures

Strategic Goal: Improve Infrastructure and Support Sustainability			
Performance Indicators	FY 2021	FY 22 Goal	FY 23 Goal
Water Utility Services measure of performance for high water quality is to keep treated drinking water turbidity level at 0.10 Nephelometric Turbidity Units (NTU) or less. Regulatory Compliance has a limit of .3 NTU.	0.11	0.10	0.10
Water Utility Services is developing a plan to complete verification of public and private service lines to confirm they do not contain lead. This work will be completed in advance of the Environmental Protection Agency deadline of October 16, 2024.	0	20%	50%

The Water Utility Services communication plan will actively promote conservation information to reduce residential gallons pumped per capita per day.	168	167	166
Water Utility Services measure of performance for high quality water is less than 1% water quality complaints per 1000 accounts.	0.4%	0.5%	0.5%
Water Utility Services measure of the water distribution system performance and stewardship of the water resources once it has left the plant is for unaccounted water at or less than 7%. The national average is 16%.	3%	5%	5%
Water Utility Services measure of the water distribution system performance is the number of leaks per 100 miles of water line. This includes main breaks/leaks and service leaks. (34% of the leaks in 2021 accrued during the freeze)	39.6	26	24
Water Utility Services measure of service is less than 5 fire hydrants out of service at any time.	8	5	5
Water Utility Services measure of quality customer service is 85% of all incoming calls answered.	83%	85%	85%

Wastewater Services Fund

Mission

Wastewater Services is committed to the protection of public health and the City's natural resources through quality management of wastewater services and financially responsible implementation of Federal, State and Local Environmental Regulations.

Departmental Overview

Wastewater Services is responsible for safely and reliably transporting wastewater for the citizens and customers of Waco. Wastewater Services is responsible for maintaining and repairing all equipment and infrastructure necessary for these tasks, as well as, ensuring that all state and federal standards are met.

Divisions and FTEs

Collections, Pretreatment & Administration: 51.5000 FTEs

Programs of Services

Wastewater Services provides wastewater service through its Field Operations and Industrial Pretreatment Divisions. There are three divisions in wastewater: Collections, Pretreatment, and Administrations. Employees operate and maintain a wastewater collection system and provide 24- hour response to customers for emergency assistance with problems. Industrial Pretreatment is responsible for implementing the regulations of the National Industrial Pretreatment Program and other related environmental issues.

FY22 Accomplishments

- Completed 12th & Clay sewer replacement
- Completed 26th St. Water, Sewer, Streets
- Completed new 54" Sewer Line at corner of I35 and University Parks
- Completed Hwy 84 Project 3A new and larger sewer line from Harris Creek to Val Verde
- New Pretreatment Ordinance approved and implemented

FY23 Objectives

- Complete State Highway 6 Project
- Complete Hwy 84 Project 2A (Church Rd. Lift Station, Project 2B (Force Main from Cloice Creek Lift Station to Callan Village), Project 3B (Gravity line from Stone Creek Ranch to Church Rd Lift Station)
- Convert Park Lake & Green Leaf Lift Stations to submersible
- Complete Wastewater Model
- Complete Miscellaneous Sanitary Sewer projects

Performance Measures

Strategic Goals: Improve Infrastructure and Support Sustainability			
Performance Indicators	FY 2021	FY 22 Goal	FY 23 Goal
Water Utility Services measures the effectiveness of preventative maintenance on the collection system by the number of sewer overflows per 100 miles. This includes main overflows and commercial/residential service line overflows.	8.71	5.00	4.00
Water Utility Services measures the collection system performance by the number of sewer overflows per 100 miles. To reduce overflows, a minimum of 15,000 feet of sewer line will be cleaned each year.	533,711	15,000	15,000
Water Utility Services measures the collection system performance by the number of sewer overflows per 100 miles. To reduce the overflows, a minimum of 55,000 feet of sewer line will be cctv inspected to identify cracks, debris, roots, grease build up or other problems within the sewer line.	68,748	55,000	55,000

Waco Metropolitan Area Regional Sewage System (WMARSS)

Mission

The Waco Metropolitan Area Regional Sewage System (WMARSS) is committed to providing environmentally sound, cost effective collection, treatment and disposal of sewage (wastewater) for the City of Waco and the surrounding communities.

Departmental Overview

WMARSS is responsible for transporting the wastewater flows of the City of Waco and cities with wholesale contracts for treatment of wastewater, treating this wastewater, releasing the clean effluent into the Brazos River and disposing of residual solid wastes in an environmentally responsible way.

Division and FTEs

Central Plant, Bull Hide Plant & Administration: 33.8400 FTEs

Programs of Services

The **Central Plant** treats an average daily inflow of 25 million gallons and has a permitted treatment capacity of 45 million gallons a day. This treated water is sold to industry as reuse water or discharged to the Brazos River, meeting all state and federal regulations. The WMARSS plant also treats and converts the solids in the wastewater into a marketable soil amendment for resale. The **Bull Hide Plant** treats an average daily inflow of 800,000 gallons and has a permitted treatment capacity of 1.5 million gallons a day. WMARSS has been recognized as a national leader in methane gas capture and conversion to energy, per plant influent. This is due to its cogeneration and industrial waste to energy initiatives.

FY22 Accomplishments

- Completed Central Plant Improvements (multiple projects)
- Completed Transfer Lift Station
- Completed Motor Central Control Rehabilitation

FY23 Objectives

- Begin North Interceptor construction
- Complete Bull Hide Creek WWTP design
- Complete State Highway 6 Phase A & B
- Complete Central Plant Erosion Project with the CORP design
- Complete Central Plant Electrical

Performance Measures

Strategic Goals: Improve Infrastructure and Support Sustainability			
Performance Indicators	FY 2021	FY 22 Goal	FY 23 Goal
The Water Utility Services measure for a high-quality effluent/discharge at the Central Wastewater Treatment Plant is a carbonaceous biochemical oxygen demand of less than 10 milligrams per liter.	2.16 mg/l avg	3 mg/l avg	3 mg/l avg
The Water Utility Services measure for a high-quality effluent/discharge at the Bull Hide Creek Wastewater Treatment Plant is a carbonaceous biochemical oxygen demand less than 7 milligrams per liter.	2.12 mg/l avg	3 mg/l avg	3 mg/l avg

Department Diversity
By Race/Ethnicity and Gender

	American Indian/Alaskan Native	Hispanic or Latino	Asian	Black or African American	Native Hawaiian or Pacific Islander	White	Two or More Races		Male	Female
City of Waco Population*	0.4%	31.8%	2.2%	20.6%	0.1%	43.7%	6.4%		48.4%	51.6%
City Organization	1%	19%	1%	10%	0%	67%	2%		64%	36%
Water Utilities	1%	23%	1%	7%	0%	67%	3%		67%	33%

Expenditures Summary

The Water Utilities saw an increase in their base budget to keep up with inflationary costs on items like supplies and materials to continue to provide safe services to the residents of Waco. All Water Utilities Funds will also receive new vehicles and equipment to replace current items.

Separately the Water Fund saw an increase in their budget due to adding a customer services representative and a CIP manager position. The CIP manager is 50% funded by the water fund and 50% funded by wastewater.

WMARSS saw an increase in their budget due to adding two new plant maintenance staff members and adding one employee to the fats, oil, grease (FOG) program.

$116,760,696 **$3,222,050**
(2.84% vs. prior year)

Water Utilities Proposed and Historical Budget vs. Actual

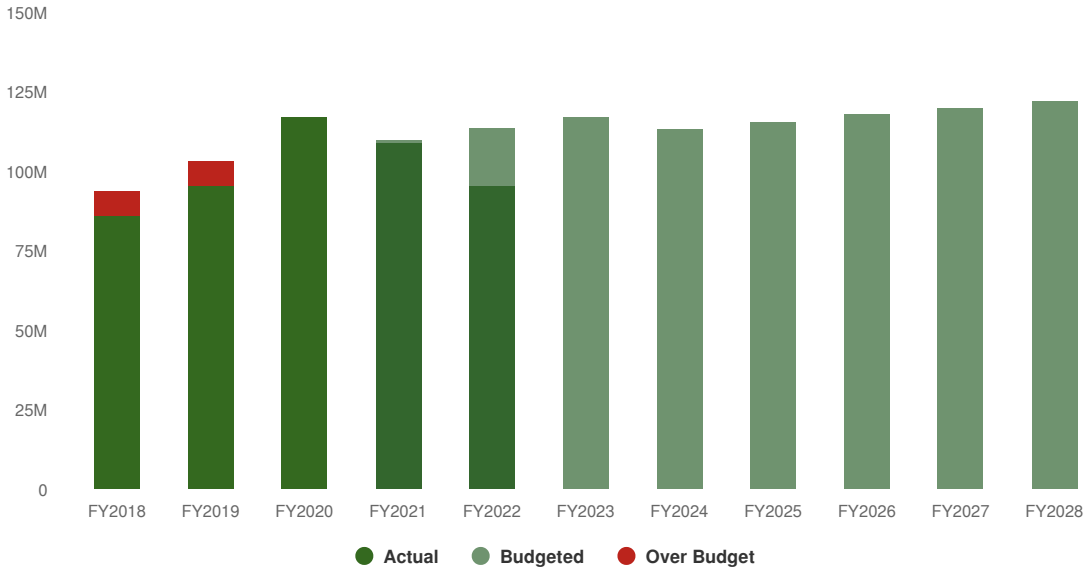

Expenditures by Fund

2023 Expenditures by Fund

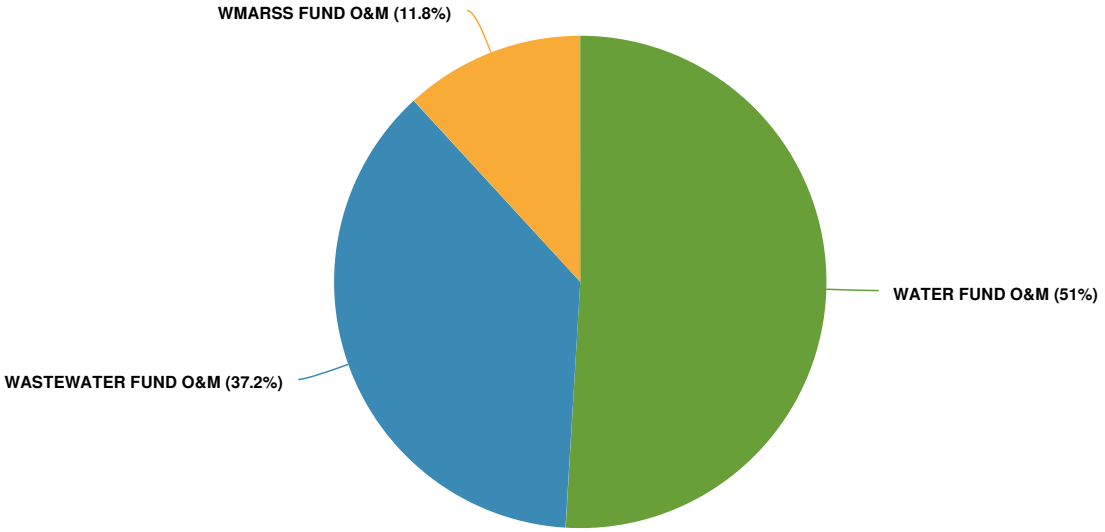

Budgeted and Historical 2023 Expenditures by Fund

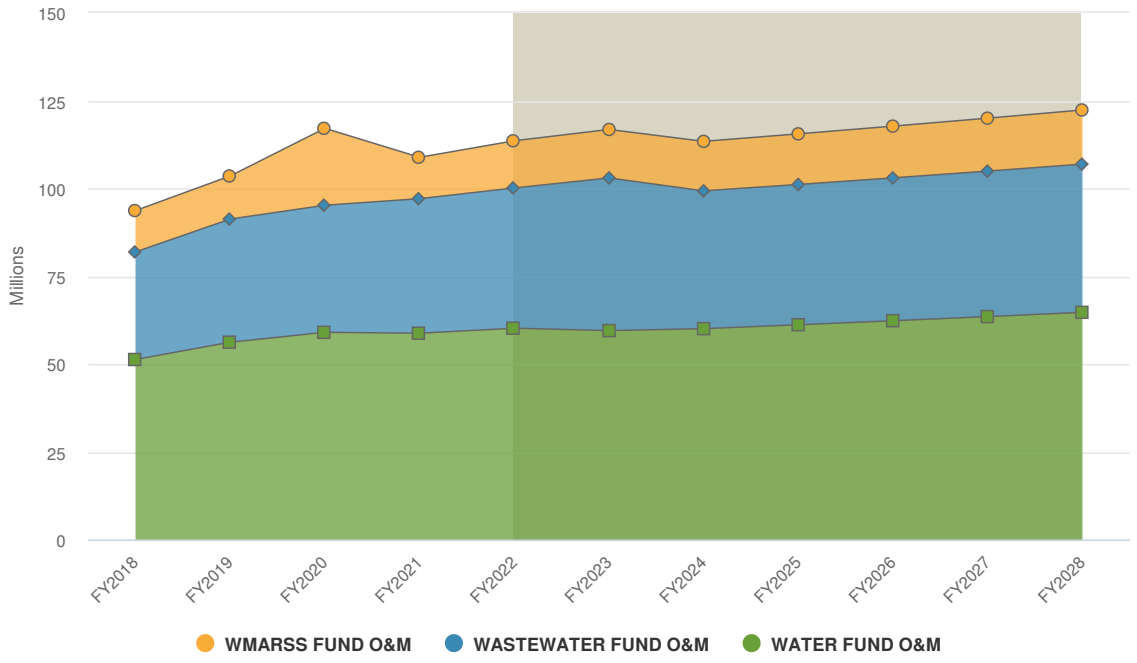

Grey background indicates budgeted figures.

Name	Account ID	FY2022 Amended Budget	FY2022 Actual	FY2023 Budgeted	FY2022 Amended Budget vs. FY2023 Budgeted (% Change)	Notes
WATER FUND O&M						
REGULAR SALARIES	5000-60-6003-000000-601010	$1,756,376.00	$1,248,584.68	$1,964,815.00	11.9%	
OVERTIME	5000-60-6003-000000-601030	$100,000.00	$124,780.13	$154,734.00	54.7%	
EMPLOYEE PAYOFF	5000-60-6003-000000-601070	$0.00	$30,705.53	$0.00	0%	
PROJECT EXPENSE-CONTRA	5000-60-6003-000000-601902	$0.00	$0.00	-$58,464.00	N/A	
REGULAR SALARIES	5000-60-6004-000000-601010	$1,791,492.00	$1,280,521.01	$1,995,399.00	11.4%	
OVERTIME	5000-60-6004-000000-601030	$60,000.00	$37,784.56	$41,595.00	-30.7%	
EMPLOYEE PAYOFF	5000-60-6004-000000-601070	$0.00	$64,766.55	$0.00	0%	
WTTREATMENT -PROJ EXP - CONTRA	5000-60-6004-000000-601902	$1.00	$0.00	$0.00	-100%	
REGULAR SALARIES	5000-60-6005-000000-601010	$547,078.00	$431,910.79	$579,506.00	5.9%	
OVERTIME	5000-60-6005-000000-601030	$4,000.00	$2,534.47	$3,120.00	-22%	

Name	Account ID	FY2022 Amended Budget	FY2022 Actual	FY2023 Budgeted	FY2022 Amended Budget vs. FY2023 Budgeted (% Change)	Notes
EMPLOYEE PAYOFF	5000-60-6005-000000-601070	$0.00	$7,236.68	$0.00	0%	
REGULAR SALARIES	5000-60-6007-000000-601010	$776,196.00	$595,367.68	$930,580.00	19.9%	
OVERTIME	5000-60-6007-000000-601030	$10,000.00	$14,978.98	$30,860.00	208.6%	
EMPLOYEE PAYOFF	5000-60-6007-000000-601070	$0.00	$4,494.11	$0.00	0%	
REGULAR SALARIES	5000-60-6008-000000-601010	$67,691.00	$58,778.05	$72,160.00	6.6%	
REGULAR SALARIES	5000-60-6010-000000-601010	$282,326.00	$245,419.98	$316,916.00	12.3%	
OVERTIME	5000-60-6010-000000-601030	$104.00	$947.46	$1,564.00	1,403.8%	
EMPLOYEE PAYOFF	5000-60-6010-000000-601070	$0.00	$11,660.28	$0.00	0%	
WTGEN&ADMN - SALARY SAVINGS	5000-60-6010-000000-601901	-$150,000.00	$0.00	-$150,000.00	0%	
REGULAR SALARIES	5000-60-6011-000000-601010	$997,917.00	$814,740.71	$1,164,835.00	16.7%	
OVERTIME	5000-60-6011-000000-601030	$9,000.00	$11,171.69	$12,359.00	37.3%	
EMPLOYEE PAYOFF	5000-60-6011-000000-601070	$0.00	$15,809.69	$0.00	0%	
WTTRANDIST -GROUP HEALTH	5000-60-6003-000000-612101	$236,068.00	$185,966.95	$261,360.00	10.7%	
WTTRANDIST -GROUP LIFE	5000-60-6003-000000-612102	$1,242.00	$982.70	$1,522.00	22.5%	
WTTRANDIST -SOC SEC-MEDIC	5000-60-6003-000000-612200	$126,828.00	$101,197.41	$150,700.00	18.8%	
WTTRANDIST -PENSION-	5000-60-6003-000000-612300	$248,681.00	$210,343.67	$295,490.00	18.8%	
WTTRANDIST -WORK COMP	5000-60-6003-000000-612600	$62,465.00	$51,743.54	$71,504.00	14.5%	
WTTREATMNT -GROUP HEALTH	5000-60-6004-000000-612101	$271,936.00	$204,803.00	$298,640.00	9.8%	
WTTREATMNT -GROUP LIFE	5000-60-6004-000000-612102	$1,393.00	$1,051.46	$1,674.00	20.2%	
WTTREATMNT -SOC SEC-MEDIC	5000-60-6004-000000-612200	$137,773.00	$99,689.56	$156,040.00	13.3%	
WTTREATMNT -PENSION-	5000-60-6004-000000-612300	$270,142.00	$207,461.06	$305,960.00	13.3%	
WTTREATMNT -WORK COMP	5000-60-6004-000000-612600	$72,547.00	$54,608.51	$77,250.00	6.5%	
WTLABORAT -GROUP HEALTH	5000-60-6005-000000-612101	$76,970.00	$60,870.79	$80,000.00	3.9%	
WTLABORAT -GROUP LIFE	5000-60-6005-000000-612102	$435.00	$344.65	$465.00	6.9%	

Name	Account ID	FY2022 Amended Budget	FY2022 Actual	FY2023 Budgeted	FY2022 Amended Budget vs. FY2023 Budgeted (% Change)	Notes
WTLABORAT -SOC SEC-MEDIC	5000-60-6005-000000-612200	$42,157.00	$31,365.41	$44,571.00	5.7%	
WTLABORAT -PENSION-	5000-60-6005-000000-612300	$82,662.00	$66,252.30	$87,394.00	5.7%	
WTLABORAT -WORK COMP	5000-60-6005-000000-612600	$12,439.00	$10,661.64	$13,191.00	6%	
WTMETER -GROUP HEALTH	5000-60-6007-000000-612101	$125,693.00	$94,009.11	$130,640.00	3.9%	
WTMETER -GROUP LIFE	5000-60-6007-000000-612102	$647.00	$499.91	$757.00	17%	
WTMETER -SOC SEC-MEDIC	5000-60-6007-000000-612200	$59,762.00	$45,951.88	$73,845.00	23.6%	
WTMETER -PENSION-	5000-60-6007-000000-612300	$117,180.00	$92,226.58	$144,793.00	23.6%	
WTMETER -WORK COMP	5000-60-6007-000000-612600	$35,040.00	$26,324.58	$42,000.00	19.9%	
WTR WETLNDS-GROUP HEALTH	5000-60-6008-000000-612101	$7,697.00	$7,248.05	$8,000.00	3.9%	
WTR WETLNDS-GROUP LIFE	5000-60-6008-000000-612102	$45.00	$40.61	$47.00	4.4%	
WTR WETLNDS-SOC SEC-MEDIC	5000-60-6008-000000-612200	$5,178.00	$4,336.32	$5,520.00	6.6%	
WTR WETLNDS-PENSION	5000-60-6008-000000-612300	$10,154.00	$8,816.81	$10,824.00	6.6%	
WTR WETLNDS-WORK COMP	5000-60-6008-000000-612600	$711.00	$617.39	$758.00	6.6%	
WTGEN&ADMN -GROUP HEALTH	5000-60-6010-000000-612101	$25,631.00	$22,842.81	$26,640.00	3.9%	
WTGEN&ADMN -GROUP LIFE	5000-60-6010-000000-612102	$144.00	$128.86	$154.00	6.9%	
WTGEN&ADMN -SOC SEC-MEDIC-	5000-60-6010-000000-612200	$20,691.00	$18,489.12	$24,364.00	17.8%	
WTGEN&ADMN -PENSION-	5000-60-6010-000000-612300	$42,364.00	$38,701.41	$47,772.00	12.8%	
WTGEN&ADMN -WORKERS' COMPEN	5000-60-6010-000000-612600	$2,265.00	$1,988.19	$2,533.00	11.8%	
WTCUSTACCT -GROUP HEALTH	5000-60-6011-000000-612101	$161,638.00	$133,864.43	$192,000.00	18.8%	
WTCUSTACCT -GROUP LIFE	5000-60-6011-000000-612102	$783.00	$682.77	$1,004.00	28.2%	
WTCUSTACCT -SOC SEC-MEDIC	5000-60-6011-000000-612200	$73,167.00	$60,231.17	$90,055.00	23.1%	
WTCUSTACCT -PENSION-	5000-60-6011-000000-612300	$143,465.00	$126,255.79	$176,579.00	23.1%	
WTCUSTACCT -WORK COMP	5000-60-6011-000000-612600	$2,365.00	$1,905.17	$3,285.00	38.9%	
WTTRANDIST -SPEC SVC	5000-60-6003-000000-623100	$126,700.80	$58,421.18	$124,500.00	-1.7%	

Name	Account ID	FY2022 Amended Budget	FY2022 Actual	FY2023 Budgeted	FY2022 Amended Budget vs. FY2023 Budgeted (% Change)	Notes
WTTRANDIST -CITY ENGINEERING	5000-60-6003-000000-623102	$691,412.00	$576,176.70	$500,000.00	-27.7%	
WTTRANDIST -IT SERVICES	5000-60-6003-000000-623106	$0.00	$0.00	$76,899.00	N/A	
WTTREATMNT -SPEC SVC	5000-60-6004-000000-623100	$748,734.25	$486,608.02	$660,600.00	-11.8%	
WTTREATMNT -SPEC SVC-TEMPS	5000-60-6004-000000-623105	$0.00	$0.00	$20,000.00	N/A	
WTTREATMNT -IT SERVICES	5000-60-6004-000000-623106	$0.00	$0.00	$108,939.00	N/A	
WTLABORAT -SPEC SVC	5000-60-6005-000000-623100	$57,583.32	$11,643.99	$58,720.00	2%	
WTLABORAT -IT SERVICES	5000-60-6005-000000-623106	$0.00	$0.00	$16,643.00	N/A	
WTMETER -SPEC SVC	5000-60-6007-000000-623100	$104,193.92	$903.88	$107,400.00	3.1%	
WTMETER -IT SERVICES	5000-60-6007-000000-623106	$0.00	$0.00	$9,985.00	N/A	
SPEC SVC	5000-60-6008-000000-623100	$15,000.00	$5,458.60	$15,000.00	0%	
WT WETLANDS -IT SERVICES	5000-60-6008-000000-623106	$0.00	$0.00	$681.00	N/A	
WTR G&A -SPEC SVC	5000-60-6010-000000-623100	$361,895.86	$151,249.08	$350,000.00	-3.3%	
WTR G&A -IT SERVICES	5000-60-6010-000000-623106	$0.00	$0.00	$174,392.00	N/A	
WTCUSTACCT -SPEC SVC	5000-60-6011-000000-623100	$684,496.81	$296,979.86	$328,010.00	-52.1%	
WTTRANDIST -UTIL SVC -WATER	5000-60-6003-000000-634101	$144,800.00	$114,624.57	$175,000.00	20.9%	
WTTRANDIST -UTIL SVC-REFUSE	5000-60-6003-000000-634102	$4,500.00	$7,571.30	$5,772.00	28.3%	
WTTRANDIST -UTIL SVC-SEWER	5000-60-6003-000000-634103	$4,950.00	$3,502.07	$4,900.00	-1%	
WTTREATMNT -UTIL SVC -WATER	5000-60-6004-000000-634101	$1,468.32	$1,910.28	$3,600.00	145.2%	
WTTREATMNT -UTIL SVC-REFUSE	5000-60-6004-000000-634102	$12,000.00	$7,749.57	$10,656.00	-11.2%	
WTTREATMNT -UTIL SVC-SEWER	5000-60-6004-000000-634103	$660.00	$0.00	$0.00	-100%	
WTTREATMNT -UTIL SVC-LANDFILL	5000-60-6004-000000-634104	$500.00	$223.72	$500.00	0%	
WTCUSTACCT -UTIL SVC -WATER	5000-60-6011-000000-634101	$2,200.00	$1,785.84	$2,700.00	22.7%	
WTCUSTACCT -UTIL SVC-REFUSE	5000-60-6011-000000-634102	$1,860.00	$1,520.90	$2,109.00	13.4%	
WTCUSTACCT -UTIL SVC-SEWER	5000-60-6011-000000-634103	$2,190.00	$1,542.63	$2,700.00	23.3%	

Name	Account ID	FY2022 Amended Budget	FY2022 Actual	FY2023 Budgeted	FY2022 Amended Budget vs. FY2023 Budgeted (% Change)	Notes
WTTRANDIST -MAINT OF BUILDINGS	5000-60-6003-000000-644701	$27,799.20	$3,744.00	$1,500.00	-94.6%	
WTTRANDIST-MAIN-STANDPIPE/WELL	5000-60-6003-000000-644707	$20,000.00	$20,760.88	$20,000.00	0%	
WTTRANDIST-MAINT-STREETS/ROADS	5000-60-6003-000000-644708	$150,000.00	$87,055.07	$200,000.00	33.3%	
WTTRANDIST -MAINT-WATER MAINS	5000-60-6003-000000-644709	$1,088,961.91	$1,129,771.10	$1,200,000.00	10.2%	
WTTRANDIST-MAINT-METER/SETTING	5000-60-6003-000000-644710	$3,500.00	$1,139.13	$3,500.00	0%	
WTTRANDIST -MAINT -SIGNS&MARK	5000-60-6003-000000-644711	$6,500.00	$8,092.64	$6,500.00	0%	
WTTRANDIST-MAINT-FIRE HYDRANT	5000-60-6003-000000-644714	$400,000.00	$175,565.54	$400,000.00	0%	
WTTRANDIST -MAINT-OTHR STRUCT	5000-60-6003-000000-644717	$2,000.00	$3,959.39	$2,000.00	0%	
WTTRANDIST -MAINT -IRRIGATION	5000-60-6003-000000-644718	$500.00	$0.00	$500.00	0%	
WTTRANDIST -MAINT -EQUIP	5000-60-6003-000000-644801	$25,225.94	$28,543.26	$14,500.00	-42.5%	
WTTRANDIST -MAINT - VEH PARTS	5000-60-6003-000000-644803	$102,073.26	$87,123.21	$113,967.00	11.7%	
WTTRANDIST -MAINT-VEH-OUTSIDE	5000-60-6003-000000-644805	$70,000.00	$45,059.02	$45,876.00	-34.5%	
WTTRANDIST -MAINT - VEH - MISC	5000-60-6003-000000-644810	$12,000.00	$6,304.75	$6,479.00	-46%	
WTTRANDIST -MAINT -OTHER	5000-60-6003-000000-644815	$5,325.80	$6,745.48	$6,000.00	12.7%	
WTTRANDIST-MAINT-FLEET SVC	5000-60-6003-000000-644825	$115,567.00	$96,305.80	$0.00	-100%	
WTTREATMNT -MAINT OF BUILDINGS	5000-60-6004-000000-644701	$5,000.00	$485.62	$5,000.00	0%	
WTRTREATMNT -MAINT-TREAT PLANT	5000-60-6004-000000-644703	$551,107.88	$406,717.19	$710,000.00	28.8%	
WTTREATMNT -MAINT -SIGNS&MARK	5000-60-6004-000000-644711	$2,599.36	$4,010.99	$3,000.00	15.4%	
WTTREATMNT -MAINT-OTHR STRUCT	5000-60-6004-000000-644717	$4,000.00	$296.87	$4,000.00	0%	
WTTREATMNT -MAINT-PUMP STATION	5000-60-6004-000000-644722	$150,000.00	$105,284.04	$150,000.00	0%	
WTTREATMNT -MAINT -EQUIP	5000-60-6004-000000-644801	$195,000.00	$97,036.45	$205,000.00	5.1%	
WTTREATMNT -MAINT -VEH PARTS	5000-60-6004-000000-644803	$12,944.00	$2,908.11	$2,757.00	-78.7%	
WTTREATMNT -MAINT-VEH-OUTSIDE	5000-60-6004-000000-644805	$5,000.00	$2,497.98	$5,297.00	5.9%	
WTTREATMNT -MAINT -VEH - MISC	5000-60-6004-000000-644810	$272.54	$382.54	$411.00	50.8%	

Name	Account ID	FY2022 Amended Budget	FY2022 Actual	FY2023 Budgeted	FY2022 Amended Budget vs. FY2023 Budgeted (% Change)	Notes
WTTREATMNT -MAINT - OTHER	5000-60-6004-000000-644815	$27,500.00	$19,439.80	$21,500.00	-21.8%	
WTTREATMNT-MAINT-FLEET SVC	5000-60-6004-000000-644825	$8,981.00	$7,484.20	$0.00	-100%	
WTLABORAT -MAINT - EQUIP	5000-60-6005-000000-644801	$22,900.00	$18,041.67	$22,900.00	0%	
WTLABORAT -MAINT - VEH PARTS	5000-60-6005-000000-644803	$3,260.00	$2,835.62	$1,588.00	-51.3%	
WTLABORAT -MAINT-VEH-OUTSIDE	5000-60-6005-000000-644805	$1,500.00	$480.89	$2,303.00	53.5%	
WTLABORAT -MAINT - VEH - MISC	5000-60-6005-000000-644810	$100.00	$733.98	$228.00	128%	
WTLABORAT -MAINT - OTHER	5000-60-6005-000000-644815	$7,200.00	$7,200.00	$7,200.00	0%	
WTLABORAT-MAINT-FLEET SVC	5000-60-6005-000000-644825	$1,961.00	$1,634.20	$0.00	-100%	
WTSOURCE -MAINT - LAKE DAM	5000-60-6006-000000-644716	$50,000.00	$0.00	$122,070.00	144.1%	
WTMETER -MAINT - METER/SETTINGS	5000-60-6007-000000-644710	$485,260.42	$588,142.19	$600,000.00	23.6%	
WTMETER -MAINT - EQUIP	5000-60-6007-000000-644801	$33.95	$47.49	$0.00	-100%	
WTMETER -MAINT - VEH PARTS	5000-60-6007-000000-644803	$20,439.52	$8,987.69	$9,260.00	-54.7%	
WTMETER -MAINT-VEH-OUTSIDE	5000-60-6007-000000-644805	$7,039.03	$11,552.71	$9,778.00	38.9%	
WTMETER -MAINT - VEH - MISC	5000-60-6007-000000-644810	$7,619.45	$7,929.45	$8,524.00	11.9%	
WTMETER -MAINT - OTHER	5000-60-6007-000000-644815	$7,800.00	$7,282.32	$7,800.00	0%	
WTMETER-MAINT-FLEET SVC	5000-60-6007-000000-644825	$15,381.00	$12,817.50	$0.00	-100%	
MAINT OF BUILDINGS	5000-60-6008-000000-644701	$689.17	$705.61	$1,000.00	45.1%	
MAINT- WATER MAINS	5000-60-6008-000000-644709	$151.51	$0.00	$0.00	-100%	
MAINT-METER/SETTING	5000-60-6008-000000-644710	$3,000.00	$3,000.00	$0.00	-100%	
MAINT -SIGNS&MARK	5000-60-6008-000000-644711	$335.45	$863.80	$500.00	49.1%	
MAINT-OTHR STRUCT	5000-60-6008-000000-644717	$10,000.00	$4,070.80	$10,000.00	0%	
MAINTENANCE - PUMP STATIONS	5000-60-6008-000000-644722	$193,986.54	$45,179.44	$400,000.00	106.2%	
MAINT - EQUIP	5000-60-6008-000000-644801	$500.00	$330.99	$500.00	0%	
MAINT - VEH PARTS	5000-60-6008-000000-644803	$500.00	$0.00	$0.00	-100%	

Name	Account ID	FY2022 Amended Budget	FY2022 Actual	FY2023 Budgeted	FY2022 Amended Budget vs. FY2023 Budgeted (% Change)	Notes
WTGEN&ADMN -MAINT - OTHER	5000-60-6010-000000-644815	$16,883.26	$17,080.59	$17,785.00	5.3%	
WTCUSTACCT -MAINT OF BUILDINGS	5000-60-6011-000000-644701	$5,000.00	$74.22	$5,000.00	0%	
WTCUSTACCT -MAINT - EQUIP	5000-60-6011-000000-644801	$5,100.00	$6,173.58	$5,200.00	2%	
WTCUSTACCT -MAINT - VEH - MISC	5000-60-6011-000000-644810	$100.00	$50.99	$55.00	-45%	
WTCUSTACCT -MAINT - HEAT/COOL	5000-60-6011-000000-644812	$0.00	$2,523.45	$0.00	0%	
WTCUSTACCT -MAINT - OTHER	5000-60-6011-000000-644815	$188,115.45	$185,615.70	$537,000.00	185.5%	
WTTRANDIST -INSUR - PROPERTY	5000-60-6003-000000-655100	$68,425.00	$68,425.00	$88,404.00	29.2%	
WTTRANDIST -INSUR - AUTO LIAB	5000-60-6003-000000-655200	$16,437.00	$16,437.00	$23,806.00	44.8%	
WTTRANDIST -INSUR - GEN LIAB	5000-60-6003-000000-655300	$18,391.00	$18,391.00	$8,817.00	-52.1%	
WTTRANDIST - COMMUNICATIONS	5000-60-6003-000000-655600	$300.00	$224.17	$300.00	0%	
WTTRANDIST -CELL PHONES	5000-60-6003-000000-655602	$15,000.00	$13,339.27	$15,000.00	0%	
WTTRANDIST -ADVERT-LEGAL ADS	5000-60-6003-000000-655702	$1,500.00	$149.98	$1,500.00	0%	
WTTRANDIST - TRAVEL&TRAIN	5000-60-6003-000000-655800	$26,000.00	$18,206.52	$26,000.00	0%	
WTTRANDIST -DUES AND MEMB	5000-60-6003-000000-655850	$5,000.00	$1,848.35	$5,000.00	0%	
WTTRANDIST -OTH PURCHSVC-EQUIP	5000-60-6003-000000-655901	$40,000.00	$29,481.72	$40,000.00	0%	
WTTRANDIST -OTH PURCHSVC -COMP	5000-60-6003-000000-655908	$6,879.20	$5,408.83	$6,000.00	-12.8%	
WTTRANDIST -OTH PURCHSVC-OTHR	5000-60-6003-000000-655909	$500.00	$64.63	$500.00	0%	
WTTREATMNT -INSUR - AUTO LIAB	5000-60-6004-000000-655200	$7,981.00	$7,981.00	$11,559.00	44.8%	
WTTREATMNT -INSUR - GEN LIAB	5000-60-6004-000000-655300	$13,135.00	$13,135.00	$11,021.00	-16.1%	
WTTREATMNT - COMMUNICATIONS	5000-60-6004-000000-655600	$23,124.00	$21,257.70	$24,300.00	5.1%	
WTTREATMNT -CELL PHONES	5000-60-6004-000000-655602	$9,600.00	$8,620.31	$9,600.00	0%	
WTTREATMENT-ADVER-LEGAL ADS	5000-60-6004-000000-655702	$299.97	$399.96	$100.00	-66.7%	
WTTREATMNT - TRAVEL&TRAIN	5000-60-6004-000000-655800	$19,340.00	$16,680.91	$19,340.00	0%	
WTTREATMNT -DUES AND MEMB	5000-60-6004-000000-655850	$4,600.00	$3,236.20	$4,600.00	0%	

Name	Account ID	FY2022 Amended Budget	FY2022 Actual	FY2023 Budgeted	FY2022 Amended Budget vs. FY2023 Budgeted (% Change)	Notes
WTTREATMNT -OTH PURCHSVC-EQUIP	5000-60-6004-000000-655901	$10,000.00	$5,408.62	$10,000.00	0%	
WTTREATMNT -OTH PURCHSVC -COMP	5000-60-6004-000000-655908	$7,972.56	$5,996.07	$7,300.00	-8.4%	
WTTREATMNT -OTH PURCHSVC-OTHR	5000-60-6004-000000-655909	$500.00	$149.12	$500.00	0%	
WTLABORAT -INSUR - AUTO LIAB	5000-60-6005-000000-655200	$2,993.00	$2,993.00	$4,335.00	44.8%	
WTLABORAT -INSUR - GEN LIAB	5000-60-6005-000000-655300	$5,045.00	$5,045.00	$1,313.00	-74%	
WTLABORAT -CELL PHONES	5000-60-6005-000000-655602	$1,200.00	$569.83	$1,200.00	0%	
WTLABORAT -TRAVEL&TRAIN	5000-60-6005-000000-655800	$3,250.00	$2,897.98	$3,250.00	0%	
WTLABORAT -DUES AND MEMB	5000-60-6005-000000-655850	$3,585.00	$3,622.70	$3,585.00	0%	
WTLABORAT -OTH PURCHSVC-EQUIP	5000-60-6005-000000-655901	$2,360.00	$2,241.29	$2,360.00	0%	
WTLABORAT -OTH PURCHSVC -COMP	5000-60-6005-000000-655908	$4,472.99	$4,792.26	$3,450.00	-22.9%	
WTLABORAT -OTH PURCHSVC-OTHR	5000-60-6005-000000-655909	$1,275.00	$1,533.25	$1,275.00	0%	
INSURANCE - GENERAL LIABILITY	5000-60-6006-000000-655300	$0.00	$0.00	$1,457.00	N/A	
WTSOURCE -ADVERT - LEGAL ADS	5000-60-6006-000000-655702	$0.00	$99.99	$0.00	0%	
WTSOURCE - LAKE O&M EXP	5000-60-6006-000000-655905	$1,079,113.64	$585,070.92	$1,100,000.00	1.9%	
WTMETER -INSUR - AUTO LIAB	5000-60-6007-000000-655200	$2,126.00	$2,126.00	$3,079.00	44.8%	
INSURANCE - GENERAL LIABILITY	5000-60-6007-000000-655300	$0.00	$0.00	$2,315.00	N/A	
WTMETER -CELL PHONES	5000-60-6007-000000-655602	$2,820.00	$2,297.86	$2,820.00	0%	
WTMETER -TRAVEL&TRAIN	5000-60-6007-000000-655800	$5,000.00	$3,788.05	$5,000.00	0%	
WTMETER -DUES AND MEMB	5000-60-6007-000000-655850	$1,300.00	$805.90	$1,300.00	0%	
WMETER -OTHR PURSVC - EQUIP	5000-60-6007-000000-655901	$1,450.00	$2,430.56	$1,450.00	0%	
WTMETER -OTH PURCHSVC -COMP	5000-60-6007-000000-655908	$475.00	$378.07	$475.00	0%	
WTMETER -OTH PURCHSVC-OTHR	5000-60-6007-000000-655909	$75.00	$35.89	$75.00	0%	
INSUR - GEN LIAB	5000-60-6008-000000-655300	$0.00	$0.00	$487.00	N/A	
COMMUNICATIONS	5000-60-6008-000000-655600	$1,200.00	$1,011.89	$1,200.00	0%	

Name	Account ID	FY2022 Amended Budget	FY2022 Actual	FY2023 Budgeted	FY2022 Amended Budget vs. FY2023 Budgeted (% Change)	Notes
CELL PHONES	5000-60-6008-000000-655602	$600.00	$399.82	$600.00	0%	
ADVERTISING	5000-60-6008-000000-655700	$0.00	$0.00	$50.00	N/A	
ADVERT-PROMO	5000-60-6008-000000-655701	$2,750.00	$2,396.29	$3,000.00	9.1%	
TRAVEL&TRAIN	5000-60-6008-000000-655800	$1,250.00	$412.00	$1,250.00	0%	
DUES AND MEMB	5000-60-6008-000000-655850	$115.00	$0.00	$115.00	0%	
OTH PURCHSVC-EQUIP	5000-60-6008-000000-655901	$676.34	$676.34	$500.00	-26.1%	
OTH PURCHSVC -COMP	5000-60-6008-000000-655908	$300.00	$628.39	$300.00	0%	
INSURANCE - GENERAL LIABILITY	5000-60-6010-000000-655300	$0.00	$0.00	$39,780.00	N/A	
WTGEN&ADMN -CELL PHONES	5000-60-6010-000000-655602	$3,600.00	$2,959.46	$3,600.00	0%	
WTGEN&ADMN -ADVERTISING	5000-60-6010-000000-655700	$2,408.47	$2,408.47	$0.00	-100%	
WTGEN&ADMN -ADVERT-PROMO	5000-60-6010-000000-655701	$2,000.00	$0.00	$2,000.00	0%	
WTR G&A -TRAVEL&TRAIN	5000-60-6010-000000-655800	$9,100.00	$6,750.94	$9,100.00	0%	
WTGEN&ADMN -DUES AND MEMB	5000-60-6010-000000-655850	$21,270.00	$20,603.33	$21,270.00	0%	
WTGEN&ADMN -OTH PURCHSVC-EQUIP	5000-60-6010-000000-655901	$1,800.00	$0.00	$0.00	-100%	
WTR G&A - LAKE STORAGE EXP	5000-60-6010-000000-655904	$178,371.74	$67,265.95	$180,000.00	0.9%	
WTR G&A -OTH PURCHSVC - COMP	5000-60-6010-000000-655908	$1,514.12	$2,096.13	$1,000.00	-34%	
WTCUSTACCT -INSUR - GEN LIAB	5000-60-6011-000000-655300	$10,509.00	$10,509.00	$4,124.00	-60.8%	
WTCUSTACCT -COMMUNICATIONS	5000-60-6011-000000-655600	$4,740.00	$4,357.16	$4,920.00	3.8%	
WTCUSTACCT -CELL PHONES	5000-60-6011-000000-655602	$1,841.45	$3,485.33	$4,000.00	117.2%	
WTCUSTACCT -ADVERTISING	5000-60-6011-000000-655700	$4,037.95	$5,342.13	$200.00	-95%	
WTCUSTACCT -TRAVEL&TRAIN	5000-60-6011-000000-655800	$15,000.00	$14,749.77	$15,000.00	0%	
WTCUSTACCT -DUES AND MEMB	5000-60-6011-000000-655850	$1,535.00	$1,899.65	$1,600.00	4.2%	
WTCUSTACCT -OTH PURCHSVC-EQUIP	5000-60-6011-000000-655901	$4,200.00	$3,696.25	$4,200.00	0%	
WTCUSTACCT -OTH PURCHSVC -COMP	5000-60-6011-000000-655908	$9,592.01	$11,733.64	$7,500.00	-21.8%	

Name	Account ID	FY2022 Amended Budget	FY2022 Actual	FY2023 Budgeted	FY2022 Amended Budget vs. FY2023 Budgeted (% Change)	Notes
WTCUSTACCT -OTH PURCHSVC-OTHR	5000-60-6011-000000-655909	$600.00	$531.00	$600.00	0%	
WTTRANDIST -SUPPL -OFFICE	5000-60-6003-000000-666101	$10,500.00	$7,225.61	$10,500.00	0%	
WTTRANDIST -SUPPL-MINOR TOOLS	5000-60-6003-000000-666102	$70,388.69	$51,971.18	$80,000.00	13.7%	
WTTRANDIST -SUPPL -NON-EXPEND	5000-60-6003-000000-666103	$50,000.00	$43,745.90	$50,000.00	0%	
WTTRANDIST -SUPPL -SOFTWARE	5000-60-6003-000000-666104	$0.00	$1,399.00	$0.00	0%	
WTTRANDIST -SUPPL-WEAR-APPARL	5000-60-6003-000000-666105	$4,500.00	$1,765.51	$4,500.00	0%	
WTTRANDIST -SUPPL-CHEMIC&MEDIC	5000-60-6003-000000-666106	$25,000.00	$22,895.28	$25,000.00	0%	
WTTRANDIST -SUPPL-JANITOR/MECH	5000-60-6003-000000-666107	$3,000.00	$2,579.40	$3,000.00	0%	
WTTRANDIST -SUPPL-BOTANIC/AGRI	5000-60-6003-000000-666108	$500.00	$78.97	$500.00	0%	
WTTRANDIST -SUPPL -OTHER	5000-60-6003-000000-666110	$6,500.00	$9,964.74	$6,500.00	0%	
WTTRANDIST -ENERGY-HEAT&FUEL	5000-60-6003-000000-666201	$9,900.00	$6,134.58	$6,171.00	-37.7%	
WTTRANDIST -ENERGY -ELECTRIC	5000-60-6003-000000-666202	$9,500.00	$8,354.05	$8,985.00	-5.4%	
WTTRANDIST -ENER-PROP/BUT/ACET	5000-60-6003-000000-666205	$100.00	$67.07	$188.00	88%	
WTTRANDIST -FUEL&LUBR -UNLEAD	5000-60-6003-000000-666301	$50,000.00	$70,124.23	$92,004.00	84%	
WTTRANDIST -FUEL&LUB-DIESEL	5000-60-6003-000000-666302	$60,000.00	$70,443.31	$92,395.00	54%	
WTTRANDIST -FUEL&LUBR - LUBRS	5000-60-6003-000000-666303	$1,800.00	$2,049.74	$1,689.00	-6.2%	
WTTRANDIST -FLT SVC ALLOC.	5000-60-6003-000000-666825	$25,039.00	$20,865.80	$282,351.00	1,027.6%	
WTTREATMNT -SUPPL -OFFICE	5000-60-6004-000000-666101	$4,500.00	$1,668.59	$4,500.00	0%	
WTTREATMNT -SUPPL-MINOR TOOLS	5000-60-6004-000000-666102	$45,000.00	$16,923.44	$45,000.00	0%	
WTTREATMNT -SUPPL -NON-EXPEND	5000-60-6004-000000-666103	$45,000.00	$41,832.48	$45,000.00	0%	
WTTREATMNT -SUPPL -SOFTWARE	5000-60-6004-000000-666104	$0.00	$0.00	$11,000.00	N/A	
WTTREATMNT -SUPPL-WEAR-APPARL	5000-60-6004-000000-666105	$3,000.00	$1,897.77	$3,000.00	0%	
WTTREATMNT -SUPPL-CHEMIC&MEDIC	5000-60-6004-000000-666106	$1,550,000.00	$1,477,995.38	$3,015,000.00	94.5%	
WTTREATMNT -SUPPL-JANITOR/MECH	5000-60-6004-000000-666107	$5,500.00	$2,657.33	$6,500.00	18.2%	

Name	Account ID	FY2022 Amended Budget	FY2022 Actual	FY2023 Budgeted	FY2022 Amended Budget vs. FY2023 Budgeted (% Change)	Notes
WTTREATMNT -SUPPL-BOTANIC/AGRI	5000-60-6004-000000-666108	$16,440.00	$507.96	$0.00	-100%	
WTTREATMNT -SUPPL - OTHER	5000-60-6004-000000-666110	$6,000.00	$4,499.44	$6,000.00	0%	
WTTREATMNT -ENERGY-HEAT&FUEL	5000-60-6004-000000-666201	$6,600.00	$3,817.32	$4,080.00	-38.2%	
WTTREATMNT -ENERGY - ELECTRIC	5000-60-6004-000000-666202	$2,275,000.00	$1,719,956.39	$2,131,721.00	-6.3%	
WTTREATMNT -ENER-PROP/BUT/ACET	5000-60-6004-000000-666205	$150.00	$242.39	$431.00	187.3%	
WTTREATMNT - FUEL&LUBR -UNLEAD	5000-60-6004-000000-666301	$5,000.00	$6,412.85	$8,121.00	62.4%	
WTTREATMNT -FUEL&LUB-DIESEL	5000-60-6004-000000-666302	$2,500.00	$2,617.50	$3,693.00	47.7%	
WTTREATMNT - FUEL&LUBR - LUBRS	5000-60-6004-000000-666303	$5,500.00	$5,621.13	$8,474.00	54.1%	
WTTREATMNT -FLT SVC ALLOC.	5000-60-6004-000000-666825	$1,303.00	$1,085.80	$5,094.00	290.9%	
WTLABORAT -SUPPL - OFFICE	5000-60-6005-000000-666101	$6,000.00	$4,808.28	$6,000.00	0%	
WTLABORAT -SUPPL-MINOR TOOLS	5000-60-6005-000000-666102	$7,500.00	$5,291.99	$7,500.00	0%	
WTLABORAT -SUPPL - NON-EXPEND	5000-60-6005-000000-666103	$5,500.00	$3,279.03	$5,500.00	0%	
WTLABORAT -SUPPL-WEAR-APPARL	5000-60-6005-000000-666105	$368.34	$368.34	$250.00	-32.1%	
WTLABORAT -SUPPL-CHEMIC&MEDIC	5000-60-6005-000000-666106	$120,000.00	$105,066.12	$135,000.00	12.5%	
WTLABORAT -SUPPL-JANITOR/MECH	5000-60-6005-000000-666107	$1,500.00	$1,159.57	$1,500.00	0%	
WTLABORAT -SUPPL - OTHER	5000-60-6005-000000-666110	$1,298.34	$1,823.94	$2,000.00	54%	
WTLABORAT -ENERGY - ELECTRIC	5000-60-6005-000000-666202	$0.00	$0.00	$5,658.00	N/A	
WTLABORAT -FUEL&LUBR -UNLEAD	5000-60-6005-000000-666301	$2,500.00	$2,502.37	$3,634.00	45.4%	
WTLABORAT -FUEL&LUBR - LUBRS	5000-60-6005-000000-666303	$50.00	$0.00	$0.00	-100%	
WTLABORAT -FLT SVC ALLOC.	5000-60-6005-000000-666825	$628.00	$523.30	$3,807.00	506.2%	
WTSOURCE -SUPPL-MINOR TOOLS	5000-60-6006-000000-666102	$0.00	$457.57	$0.00	0%	
WTSOURCE -ENERGY - ELECTRIC	5000-60-6006-000000-666202	$7,800.00	$4,326.88	$6,574.00	-15.7%	
WTMETER -SUPPL - OFFICE	5000-60-6007-000000-666101	$300.00	$331.27	$300.00	0%	
WTMETER -SUPPL-MINOR TOOLS	5000-60-6007-000000-666102	$8,747.50	$11,043.88	$8,500.00	-2.8%	

Name	Account ID	FY2022 Amended Budget	FY2022 Actual	FY2023 Budgeted	FY2022 Amended Budget vs. FY2023 Budgeted (% Change)	Notes
WTMETER -SUPPL - NON-EXPEND	5000-60-6007-000000-666103	$5,000.00	$2,534.76	$5,000.00	0%	
WTMETER -SUPPL-WEAR-APPARL	5000-60-6007-000000-666105	$1,800.00	$718.70	$1,800.00	0%	
WTMETER -SUPPL-CHEMIC&MEDIC	5000-60-6007-000000-666106	$2,000.00	$1,194.64	$2,000.00	0%	
WTMETER -SUPPL-JANITOR/MECH	5000-60-6007-000000-666107	$1,000.00	$560.35	$1,000.00	0%	
WTMETER -SUPPL - OTHER	5000-60-6007-000000-666110	$1,000.00	$433.45	$1,000.00	0%	
WTMETER -ENERGY -ELECTRIC	5000-60-6007-000000-666202	$389.13	$748.19	$615.00	58%	
WTMETER -FUEL&LUBR -UNLEAD	5000-60-6007-000000-666301	$35,000.00	$42,447.18	$55,901.00	59.7%	
WTMETER -FUEL&LUBR -LUBRS	5000-60-6007-000000-666303	$200.00	$43.85	$67.00	-66.5%	
WTMETER -FLT SVC ALLOC.	5000-60-6007-000000-666825	$4,393.00	$3,660.80	$21,702.00	394%	
SUPPL - OFFICE	5000-60-6008-000000-666101	$500.00	$62.39	$500.00	0%	
SUPPL-MINOR TOOLS	5000-60-6008-000000-666102	$1,000.00	$554.60	$1,000.00	0%	
SUPPL - NON-EXPEND	5000-60-6008-000000-666103	$5,000.00	$199.98	$5,000.00	0%	
SUPPL-CHEMIC&MEDIC	5000-60-6008-000000-666106	$750.00	$93.88	$750.00	0%	
SUPPL-JANITOR/MECH	5000-60-6008-000000-666107	$500.00	$326.82	$500.00	0%	
SUPPL-BOTANIC/AGRI	5000-60-6008-000000-666108	$1,760.83	$2,217.17	$2,500.00	42%	
SUPPL - OTHER	5000-60-6008-000000-666110	$900.16	$951.70	$1,000.00	11.1%	
ENERGY -ELECTRIC	5000-60-6008-000000-666202	$54,000.00	$11,715.29	$9,661.00	-82.1%	
FUEL&LUBR- DIESEL FUEL	5000-60-6008-000000-666302	$0.00	$42,889.00	$42,889.00	N/A	
WTR G&A -SUPPL - OFFICE	5000-60-6010-000000-666101	$2,861.71	$4,196.04	$3,000.00	4.8%	
WTGEN&ADMN -SUPPL-MINOR TOOLS	5000-60-6010-000000-666102	$2,000.00	$72.18	$2,000.00	0%	
WTGEN&ADMN -SUPPL -NON-EXPEND	5000-60-6010-000000-666103	$2,279.42	$2,486.35	$2,500.00	9.7%	
WTGEN&ADMN -SUPPL -SOFTWARE	5000-60-6010-000000-666104	$0.00	$72.00	$0.00	0%	
WTR G&A -SUPPL - OTHER	5000-60-6010-000000-666110	$5,000.00	$3,215.45	$5,000.00	0%	
WTCUSTACCT -SUPPL -OFFICE	5000-60-6011-000000-666101	$230,000.00	$205,989.96	$240,000.00	4.3%	

Name	Account ID	FY2022 Amended Budget	FY2022 Actual	FY2023 Budgeted	FY2022 Amended Budget vs. FY2023 Budgeted (% Change)	Notes
WTCUSTACCT -SUPPL-MINOR TOOLS	5000-60-6011-000000-666102	$1,000.00	$265.48	$1,000.00	0%	
WTCUSTACCT -SUPPL -NON-EXPEND	5000-60-6011-000000-666103	$10,000.00	$6,064.54	$10,000.00	0%	
WTCUSTACCT -SUPPL -SOFTWARE	5000-60-6011-000000-666104	$0.00	$0.00	$300.00	N/A	
WTCUSTACCT -SUPPL-WEAR-APPARL	5000-60-6011-000000-666105	$368.34	$548.34	$0.00	-100%	
WTCUSTACCT -SUPPL-CHEMIC&MEDIC	5000-60-6011-000000-666106	$500.00	$0.00	$500.00	0%	
WTCUSTACCT -SUPPL-JANITOR/MECH	5000-60-6011-000000-666107	$3,000.00	$80.43	$3,000.00	0%	
WTCUSTACCT -SUPPL -OTHER	5000-60-6011-000000-666110	$5,500.00	$10,737.60	$5,500.00	0%	
WTCUSTACCT -ENERGY-HEAT&FUEL	5000-60-6011-000000-666201	$15,250.00	$9,097.56	$10,296.00	-32.5%	
WTCUSTACCT -ENERGY -ELECTRIC	5000-60-6011-000000-666202	$150,000.00	$97,365.18	$136,508.00	-9%	
WTTRANDIST -OTHEXP-INVADJ WH2	5000-60-6003-000000-678322	$0.00	-$1.04	$0.00	0%	
WTR G&A -OTH EXP - PILOT	5000-60-6010-000000-678301	$3,964,917.00	$3,304,097.50	$4,106,963.00	3.6%	
WTR G&A -OTH EXP -FRANCH FEES	5000-60-6010-000000-678302	$2,148,767.00	$1,790,639.20	$2,149,036.00	0%	
WTR G&A -OTH EXP -BAD DEBTS	5000-60-6010-000000-678303	$100,000.00	$0.00	$0.00	-100%	
WTR G&A -OTH EXPS-INDIRECT	5000-60-6010-000000-678304	$2,941,255.00	$2,451,045.80	$3,062,524.00	4.1%	
WTCUSTACCT -OTH EXP-BANK CHG	5000-60-6011-000000-678328	$625,000.00	$490,737.99	$625,000.00	0%	
WTR G&A -CONT -KEEPWACO BEAUT	5000-60-6010-000000-688908	$7,123.00	$7,123.00	$7,123.00	0%	
WTTRANDIST -BILLINGS-FRM OTHER	5000-60-6003-000000-698402	$539,850.00	$416,666.70	$500,000.00	-7.4%	
BILLINGS - FROM OTHERS	5000-60-6010-000000-698402		$0.00	$52,522.00	N/A	
WTCUSTACCT -BILLINGS TO OTHERS	5000-60-6011-000000-698401	$31,350.00	$7,837.50	$0.00	-100%	
WTTRANDIST -LAND -PURCHASE	5000-60-6003-000000-757101	$4,309,611.31	$4,309,611.31	$0.00	-100%	
WTTRANDIST -MACH & EQUIP -MACH	5000-60-6003-000000-757402	$42,500.00	$132,995.59	$42,500.00	0%	
WTTRANDIST - HEAVY EQUIPMENT	5000-60-6003-000000-757403	$175,000.00	$0.00	$155,000.00	-11.4%	
WTTRANDIST -MACH & EQUIP - VEH	5000-60-6003-000000-757404	$672,774.40	$98,368.90	$227,500.00	-66.2%	
WTTREATMNT -MACH & EQUIP -MACH	5000-60-6004-000000-757402	$226,600.00	$62,088.00	$73,000.00	-67.8%	

Name	Account ID	FY2022 Amended Budget	FY2022 Actual	FY2023 Budgeted	FY2022 Amended Budget vs. FY2023 Budgeted (% Change)	Notes
WTTREATMNT -MACH & EQUIP - VEH	5000-60-6004-000000-757404	$0.00	$0.00	$125,000.00	N/A	
WTTREATMNT -MACH&EQUP-PUMP STA	5000-60-6004-000000-757405	$178,000.00	$0.00	$0.00	-100%	
WTLABORAT -MACH & EQUIP -MACH	5000-60-6005-000000-757402	$15,000.00	$0.00	$0.00	-100%	
WTMETER -MACH & EQUIP - VEH	5000-60-6007-000000-757404	$30,000.00	$0.00	$40,000.00	33.3%	
WTCUSTACCT -MACH & EQUIP -MACH	5000-60-6011-000000-757402	$42,847.75	$45,847.75	$0.00	-100%	
WTTRANDIST-CAPITALIZE INTEREST	5000-60-6003-000000-808517	$55,414.00	$55,414.00	$0.00	-100%	
WTGEN&ADMIN -XER TO WTR GO I&S	5000-60-6010-000000-895003	$20,132,526.00	$20,067,173.68	$20,803,130.00	3.3%	
WTR G&A -XFER TO -WATER $CIP	5000-60-6010-000000-895051	$1,500,000.00	$1,500,000.00	$1,500,000.00	0%	
WTR G&A -GAIN-LOSS	5000-60-6010-000000-818701	$0.00	$490,378.54	$0.00	0%	
Total WATER FUND O&M:		**$60,174,835.28**	**$52,452,070.58**	**$59,491,683.00**	**-1.1%**	
WASTEWATER FUND O&M						
REGULAR SALARIES	5100-61-6103-000000-601010	$2,087,090.00	$1,566,510.43	$2,618,894.00	25.5%	
OVERTIME	5100-61-6103-000000-601030	$100,000.00	$151,490.88	$177,766.00	77.8%	
EMPLOYEE PAYOFF	5100-61-6103-000000-601070	$0.00	$23,179.79	$0.00	0%	
WWCOLLECT -CLER&PROF - OT	5100-61-6103-000000-601202	$0.00	$0.00	$1,125.00	N/A	
PROJECT EXPENSE-CONTRA	5100-61-6103-000000-601902	$0.00	$0.00	-$58,464.00	N/A	
REGULAR SALARIES	5100-61-6105-000000-601010	$186,558.00	$161,247.25	$197,990.00	6.1%	
OVERTIME	5100-61-6105-000000-601030	$3,500.00	$314.93	$0.00	-100%	
REGULAR SALARIES	5100-61-6110-000000-601010	$282,326.00	$245,423.34	$316,916.00	12.3%	
OVERTIME	5100-61-6110-000000-601030	$1,000.00	$947.57	$1,565.00	56.5%	
EMPLOYEE PAYOFF	5100-61-6110-000000-601070	$0.00	$11,660.29	$0.00	0%	
WWGEN&ADMN -SALARY SAVINGS	5100-61-6110-000000-601901	-$100,000.00	$0.00	-$100,000.00	0%	
WWCOLLECT -GROUP HEALTH	5100-61-6103-000000-612101	$324,584.00	$237,411.70	$361,360.00	11.3%	
WWCOLLECT -GROUP LIFE	5100-61-6103-000000-612102	$1,688.00	$1,268.89	$2,104.00	24.6%	

Name	Account ID	FY2022 Amended Budget	FY2022 Actual	FY2023 Budgeted	FY2022 Amended Budget vs. FY2023 Budgeted (% Change)	Notes
WWCOLLECT -SOC SEC-MEDIC	5100-61-6103-000000-612200	$164,278.00	$124,993.01	$214,585.00	30.6%	
WWCOLLECT -PENSION-	5100-61-6103-000000-612300	$322,113.00	$261,159.83	$420,755.00	30.6%	
WWCOLLECT -WORK COMP	5100-61-6103-000000-612600	$82,000.00	$63,735.62	$102,919.00	25.5%	
WWENVIRONM -GROUP HEALTH	5100-61-6105-000000-612101	$23,091.00	$20,782.02	$24,000.00	3.9%	
WWENVIRONM -GROUP LIFE	5100-61-6105-000000-612102	$135.00	$121.83	$142.00	5.2%	
WWENVIRONM -SOC SEC-MEDIC	5100-61-6105-000000-612200	$14,539.00	$10,939.37	$15,146.00	4.2%	
WWENVIRONM -PENSION-	5100-61-6105-000000-612300	$28,509.00	$24,225.28	$29,698.00	4.2%	
WWENVIRONM -WORK COMP	5100-61-6105-000000-612600	$1,464.00	$1,168.34	$1,433.00	-2.1%	
WWGEN&ADMN -GROUP HEALTH	5100-61-6110-000000-612101	$25,631.00	$22,972.39	$26,640.00	3.9%	
WWGEN&ADMN -GROUP LIFE INS	5100-61-6110-000000-612102	$144.00	$128.86	$154.00	6.9%	
WWGEN&ADMN -SOC SEC-MEDIC-	5100-61-6110-000000-612200	$20,691.00	$18,490.15	$24,364.00	17.8%	
WWGEN&ADMN -PENSION-	5100-61-6110-000000-612300	$42,364.00	$38,702.57	$47,772.00	12.8%	
WWGEN&ADMN -WORKERS' COMPEN	5100-61-6110-000000-612600	$2,265.00	$1,988.80	$2,533.00	11.8%	
WWCOLLECT -SPEC SVC	5100-61-6103-000000-623100	$335,903.98	$159,911.89	$254,600.00	-24.2%	
WWCOLLECT -CITY ENGINEERING	5100-61-6103-000000-623102	$691,411.00	$576,175.80	$500,000.00	-27.7%	
WWCOLLECT -IT SERVICES	5100-61-6103-000000-623106	$0.00	$0.00	$63,737.00	N/A	
SPECIAL SVCS -VEH&EQUIP REPLCM	5100-61-6103-000000-623108		$0.00	$97,500.00	N/A	
WWENVIRONM -SPEC SVC	5100-61-6105-000000-623100	$105,000.00	$55,376.00	$120,000.00	14.3%	
WWENVIRONM -IT SERVICES	5100-61-6105-000000-623106	$0.00	$0.00	$15,774.00	N/A	
WW G&A -SPEC SVC	5100-61-6110-000000-623100	$119,099.87	$19,626.07	$120,000.00	0.8%	
WWCOLLECT -UTIL SVC -WATER	5100-61-6103-000000-634101	$13,000.00	$11,163.17	$13,000.00	0%	
WWCOLLECT -UTIL SVC-REFUSE	5100-61-6103-000000-634102	$150.00	$643.59	$150.00	0%	
WWCOLLECT -UTIL SVC -SEWER	5100-61-6103-000000-634103	$10,000.00	$1,286.33	$2,500.00	-75%	
WWENVIRONM -UTIL SVC -WATER	5100-61-6105-000000-634101	$400.00	$288.44	$500.00	25%	

Name	Account ID	FY2022 Amended Budget	FY2022 Actual	FY2023 Budgeted	FY2022 Amended Budget vs. FY2023 Budgeted (% Change)	Notes
WWENVIRO -UTIL SVC - SEWER	5100-61-6105-000000-634103	$420.00	$316.01	$600.00	42.9%	
WWCOLLECT -MAINT OF BUILDINGS	5100-61-6103-000000-644701	$30,000.00	$3,991.24	$0.00	-100%	
WWCOLLECT -MAINT - SANIT SEWER	5100-61-6103-000000-644704	$1,072,591.00	$656,219.86	$1,200,000.00	11.9%	
WWCOLLECT -MAINT-LIFT STATIONS	5100-61-6103-000000-644705	$170,000.00	$75,548.40	$150,000.00	-11.8%	
WWCOLLECT -MAINT-STREETS/ROADS	5100-61-6103-000000-644708	$174,820.00	$102,352.19	$200,000.00	14.4%	
WWCOLLECT -MAINT-METER/SETTING	5100-61-6103-000000-644710	$212.14	$7,392.87	$0.00	-100%	
WWCOLLECT -MAINT - SIGNS&MARK	5100-61-6103-000000-644711	$6,500.00	$9,588.47	$6,500.00	0%	
WWCOLLECT -MAINT-OTHR STRUCT	5100-61-6103-000000-644717	$1,700.00	$3,673.96	$0.00	-100%	
WWCOLLECT -MAINT - EQUIP	5100-61-6103-000000-644801	$97,451.31	$99,721.05	$105,000.00	7.7%	
WWCOLLECT -MAINT - VEH PARTS	5100-61-6103-000000-644803	$115,000.00	$77,579.85	$115,000.00	0%	
WWCOLLECT -MAINT-VEH-OUTSIDE	5100-61-6103-000000-644805	$95,000.00	$63,469.46	$95,000.00	0%	
WWCOLLECT -MAINT - VEH - MISC	5100-61-6103-000000-644810	$5,000.00	$4,951.15	$5,000.00	0%	
WWCOLLECT -MAINT - OTHER	5100-61-6103-000000-644815	$16,085.79	$17,287.48	$16,350.00	1.6%	
WWCOLLECT-MAINT-FLEET SVC	5100-61-6103-000000-644825	$122,019.00	$101,682.50	$0.00	-100%	
WWENVIRONM -MAINT - SIGNS&MARK	5100-61-6105-000000-644711	$172.90	$172.90	$0.00	-100%	
WWENVIRONM -MAINT - VEH PARTS	5100-61-6105-000000-644803	$8,827.10	$2,990.52	$9,000.00	2%	
WWENVIRONM -MAINT-VEH-OUTSIDE	5100-61-6105-000000-644805	$3,000.00	$3,393.50	$3,000.00	0%	
WWENVIRONM -MAINT - VEH - MISC	5100-61-6105-000000-644810	$1,000.00	$610.55	$1,500.00	50%	
WWENVIRONM -MAINT - OTHER	5100-61-6105-000000-644815	$7,400.00	$0.00	$8,000.00	8.1%	
WWENVIRONM-MAINT-FLEET SVC	5100-61-6105-000000-644825	$10,271.00	$8,559.20	$0.00	-100%	
WWGEN&ADMN -MAINT - OTHER	5100-61-6110-000000-644815	$17,434.18	$17,631.50	$18,200.00	4.4%	
WWCOLLECT -INSUR - PROPERTY	5100-61-6103-000000-655100	$37,432.00	$37,432.00	$48,362.00	29.2%	
WWCOLLECT -INSUR - AUTO LIAB	5100-61-6103-000000-655200	$15,964.00	$15,964.00	$23,121.00	44.8%	
WWCOLLECT -INSUR - GEN LIAB	5100-61-6103-000000-655300	$17,550.00	$17,550.00	$22,317.00	27.2%	

Name	Account ID	FY2022 Amended Budget	FY2022 Actual	FY2023 Budgeted	FY2022 Amended Budget vs. FY2023 Budgeted (% Change)	Notes
WWCOLLECT - COMMUNICATIONS	5100-61-6103-000000-655600	$3,120.00	$2,880.69	$3,780.00	21.2%	
WWCOLLECT -CELL PHONES	5100-61-6103-000000-655602	$15,000.00	$13,934.82	$23,100.00	54%	
WWCOLLECT -ADVERT-LEGAL ADS	5100-61-6103-000000-655702	$750.00	$449.96	$750.00	0%	
WWCOLLECT - TRAVEL&TRAIN	5100-61-6103-000000-655800	$18,000.00	$22,136.86	$23,000.00	27.8%	
WWCOLLECT -DUES AND MEMB	5100-61-6103-000000-655850	$4,000.00	$2,400.10	$4,633.00	15.8%	
WWCOLLECT -OTH PURCHSVC-EQUIP	5100-61-6103-000000-655901	$46,500.00	$24,041.78	$46,500.00	0%	
WWCOLLECT -OTH PURCHSVC -COMP	5100-61-6103-000000-655908	$3,811.42	$4,853.88	$4,925.00	29.2%	
WWCOLLECT -OTH PURCHSVC-OTHR	5100-61-6103-000000-655909	$48.78	$64.61	$200.00	310%	
WWENVIRONM -INSUR - GEN LIAB	5100-61-6105-000000-655300	$1,997.00	$1,997.00	$552.00	-72.4%	
WWENVIRONM - COMMUNICATIONS	5100-61-6105-000000-655600	$1,500.00	$1,456.19	$1,800.00	20%	
WWENVIRONM -CELL PHONES	5100-61-6105-000000-655602	$1,620.00	$941.22	$1,620.00	0%	
WWENVIRONM -ADVERT-PROMO	5100-61-6105-000000-655701	$500.00	$425.00	$500.00	0%	
WWENVIRONM -ADVERT-LEGAL ADS	5100-61-6105-000000-655702	$500.00	$219.57	$500.00	0%	
WWENVIRONM - TRAVEL&TRAIN	5100-61-6105-000000-655800	$2,900.00	$2,856.67	$2,900.00	0%	
WWENVIRONM -DUES AND MEMB	5100-61-6105-000000-655850	$530.00	$634.00	$530.00	0%	
WWENVIRONM -OTH PURCHSVC-EQUIP	5100-61-6105-000000-655901	$480.00	$828.02	$900.00	87.5%	
WWENVIRONM -OTH PURCHSVC -COMP	5100-61-6105-000000-655908	$1,798.32	$628.85	$1,500.00	-16.6%	
INSURANCE - GENERAL LIABILITY	5100-61-6110-000000-655300	$0.00	$0.00	$26,411.00	N/A	
WWGEN&ADMN -CELL PHONES	5100-61-6110-000000-655602	$3,700.00	$2,458.93	$3,700.00	0%	
WWGEN&ADMN - ADVERTISING	5100-61-6110-000000-655700	$878.45	$878.45	$0.00	-100%	
WWGEN&ADMN - ADVERTISING-PROMO	5100-61-6110-000000-655701	$1,200.00	$0.00	$1,200.00	0%	
WWGEN&ADMN - TRAVEL&TRAIN	5100-61-6110-000000-655800	$9,100.00	$6,790.53	$9,100.00	0%	
WWGEN&ADMN -DUES AND MEMB	5100-61-6110-000000-655850	$13,885.00	$13,366.27	$13,885.00	0%	
WWGEN&ADMN -OTH PURCHSVC -COMP	5100-61-6110-000000-655908	$1,514.11	$2,096.14	$1,000.00	-34%	

Name	Account ID	FY2022 Amended Budget	FY2022 Actual	FY2023 Budgeted	FY2022 Amended Budget vs. FY2023 Budgeted (% Change)	Notes
WWCOLLECT -SUPPL - OFFICE	5100-61-6103-000000-666101	$5,500.00	$8,828.71	$6,000.00	9.1%	
WWCOLLECT -SUPPL-MINOR TOOLS	5100-61-6103-000000-666102	$70,000.00	$62,957.37	$70,000.00	0%	
WWCOLLECT -SUPPL - NON-EXPEND	5100-61-6103-000000-666103	$70,000.00	$72,095.95	$70,000.00	0%	
WWCOLLECT -SUPPL - SOFTWARE	5100-61-6103-000000-666104	$0.00	$1,399.00	$1,050.00	N/A	
WWCOLLECT -SUPPL-WEAR-APPARL	5100-61-6103-000000-666105	$5,500.00	$5,234.02	$8,000.00	45.5%	
WWCOLLECT -SUPPL-CHEMIC&MEDIC	5100-61-6103-000000-666106	$30,000.00	$30,027.10	$30,000.00	0%	
WWCOLLECT -SUPPL-JANITOR/MECH	5100-61-6103-000000-666107	$7,436.39	$12,066.95	$8,000.00	7.6%	
WWCOLLECT -SUPPL-BOTANIC/AGRI	5100-61-6103-000000-666108	$1,000.00	$0.00	$1,000.00	0%	
WWCOLLECT -SUPPL - OTHER	5100-61-6103-000000-666110	$4,500.00	$6,962.36	$4,500.00	0%	
WWCOLLECT -ENERGY - ELECTRIC	5100-61-6103-000000-666202	$215,000.00	$121,677.64	$192,430.00	-10.5%	
WWCOLLECT -ENER-PROP/BUT/ACET	5100-61-6103-000000-666205	$79.74	$146.80	$39.00	-51.1%	
WWCOLLECT -FUEL&LUBR -UNLEAD	5100-61-6103-000000-666301	$21,000.00	$27,012.56	$32,897.00	56.7%	
WWCOLLECT -FUEL&LUB-DIESEL	5100-61-6103-000000-666302	$71,000.00	$63,186.12	$97,183.00	36.9%	
WWCOLLECT -FUEL&LUBR - LUBRS	5100-61-6103-000000-666303	$2,000.00	$1,820.69	$2,309.00	15.5%	
WWCOLLECT -FLT SVC ALLOC.	5100-61-6103-000000-666825	$19,316.00	$16,096.70	$225,680.00	1,068.4%	
WWENVIRONM -SUPPL - OFFICE	5100-61-6105-000000-666101	$4,000.00	$1,896.26	$4,000.00	0%	
WWENVIRONM -SUPPL-MINOR TOOLS	5100-61-6105-000000-666102	$2,000.00	$181.73	$2,000.00	0%	
WWENVIRONM -SUPPL - NON-EXPEND	5100-61-6105-000000-666103	$5,000.00	$4,595.24	$5,000.00	0%	
WWENVIRONM -SUPPL-WEAR-APPARL	5100-61-6105-000000-666105	$600.00	$588.15	$600.00	0%	
WWENVIRONM -SUPPL-CHEMIC&MEDIC	5100-61-6105-000000-666106	$1,000.00	$306.66	$1,000.00	0%	
WWENVIRONM -SUPPL-JANITOR/MECH	5100-61-6105-000000-666107	$150.00	$264.15	$200.00	33.3%	
WWENVIRONM -SUPPL - OTHER	5100-61-6105-000000-666110	$2,600.00	$463.76	$2,600.00	0%	
WWENVIRONM -ENERGY - ELECTRIC	5100-61-6105-000000-666202	$50.00	$33.68	$48.00	-4%	
WWENVIRONM - FUEL&LUBR -UNLEAD	5100-61-6105-000000-666301	$15,000.00	$11,148.00	$20,601.00	37.3%	

Name	Account ID	FY2022 Amended Budget	FY2022 Actual	FY2023 Budgeted	FY2022 Amended Budget vs. FY2023 Budgeted (% Change)	Notes
WWENVIRONM - FUEL&LUBR - LUBRS	5100-61-6105-000000-666303	$200.00	$0.00	$0.00	-100%	
WWENVIRONM -FLT SVC ALLOC.	5100-61-6105-000000-666825	$2,359.00	$1,965.80	$10,090.00	327.7%	
WWGEN&ADMN -SUPPL - OFFICE	5100-61-6110-000000-666101	$3,000.00	$4,197.51	$3,000.00	0%	
WWGEN&ADMN -SUPPL- MINOR TOOLS	5100-61-6110-000000-666102	$500.00	$204.18	$500.00	0%	
WWGEN&ADMN -SUPPL - NON-EXPEND	5100-61-6110-000000-666103	$2,500.00	$2,456.50	$2,500.00	0%	
WWGEN&ADMN -SUPPL - SOFTWARE	5100-61-6110-000000-666104	$0.00	$72.00	$0.00	0%	
WWGEN&ADMN- SUPPL - OTHER	5100-61-6110-000000-666110	$5,400.00	$3,537.75	$5,400.00	0%	
WWTREATMNT -OTH EXPS-WMARSS	5100-61-6104-000000-678309	$10,035,357.00	$6,663,675.03	$12,405,486.00	23.6%	
WW G&A -OTH EXP - PILOT	5100-61-6110-000000-678301	$1,145,758.00	$954,798.30	$1,275,286.00	11.3%	
WW G&A -OTH EXP - FRANCH FEES	5100-61-6110-000000-678302	$1,523,605.00	$1,269,670.80	$1,626,734.00	6.8%	
WW G&A -OTH EXP -BAD DEBTS	5100-61-6110-000000-678303	$60,215.00	$0.00	$0.00	-100%	
WW G&A -OTH EXPS-INDIRECT	5100-61-6110-000000-678304	$1,203,547.00	$1,002,955.80	$1,334,550.00	10.9%	
WWCOLLECT -BILLINGS FRM OTHERS	5100-61-6103-000000-698402	$656,211.00	$546,842.50	$656,211.00	0%	
WW G&A -BILLINGS FROM OTHERS	5100-61-6110-000000-698402	$1,630,192.00	$1,358,493.30	$1,899,919.00	16.5%	
WWCOLLECT -MACH & EQUIP -MACH	5100-61-6103-000000-757402	$67,764.09	$62,169.08	$142,500.00	110.3%	
WWCOLLECT - HEAVY EQUIPMENT	5100-61-6103-000000-757403	$175,000.00	$0.00	$155,000.00	-11.4%	
WWCOLLECT -MACH & EQUIP - VEH	5100-61-6103-000000-757404	$849,106.16	$431,379.21	$522,500.00	-38.5%	
WWGEN&ADMIN -XFER TO WW GO I&S	5100-61-6110-000000-895103	$13,975,474.00	$13,958,734.45	$13,825,455.00	-1.1%	
WW G&A -XFER TO - SEWER $CIP	5100-61-6110-000000-895151	$1,000,000.00	$1,000,000.00	$1,000,000.00	0%	
Total WASTEWATER FUND O&M:		**$39,937,038.73**	**$32,957,894.44**	**$43,467,362.00**	**8.8%**	
WMARSS FUND O&M						
REGULAR SALARIES	5160-62-6204-000000-601010	$1,774,075.00	$1,226,589.86	$1,823,039.00	2.8%	
OVERTIME	5160-62-6204-000000-601030	$20,000.00	$28,611.62	$38,488.00	92.4%	
EMPLOYEE PAYOFF	5160-62-6204-000000-601070	$0.00	$80,090.51	$0.00	0%	

Name	Account ID	FY2022 Amended Budget	FY2022 Actual	FY2023 Budgeted	FY2022 Amended Budget vs. FY2023 Budgeted (% Change)	Notes
WMRCPOPS -PROJ EXP -CONTRA	5160-62-6204-000000-601902	$1.00	$0.00	$0.00	-100%	
REGULAR SALARIES	5160-62-6205-000000-601010	$104,521.00	$90,596.52	$112,398.00	7.5%	
OVERTIME	5160-62-6205-000000-601030	$4,500.00	$1,490.67	$9,397.00	108.8%	
EMPLOYEE PAYOFF	5160-62-6205-000000-601070	$0.00	$2,001.10	$0.00	0%	
REGULAR SALARIES	5160-62-6210-000000-601010	$50,924.00	$46,299.04	$56,778.00	11.5%	
WMRGEN&ADM -SALARY SAVINGS	5160-62-6210-000000-601901	-$100,000.00	$0.00	-$100,000.00	0%	
WMRCPOPS -GROUP HEALTH	5160-62-6204-000000-612101	$219,366.00	$173,616.91	$252,000.00	14.9%	
WMRCPOPS -GROUP LIFE	5160-62-6204-000000-612102	$1,207.00	$943.79	$1,416.00	17.3%	
WMRCPOPS -SOC SEC-MEDIC	5160-62-6204-000000-612200	$125,255.00	$98,101.08	$142,406.00	13.7%	
WMRCPOPS -PENSION-	5160-62-6204-000000-612300	$245,597.00	$200,279.18	$279,229.00	13.7%	
WMRCPOPS -WORK COMP	5160-62-6204-000000-612600	$50,192.00	$40,659.48	$58,061.00	15.7%	
WMRBULLOPS -GROUP HEALTH	5160-62-6205-000000-612101	$15,394.00	$13,854.68	$16,000.00	3.9%	
WMRBULLOPS -GROUP LIFE	5160-62-6205-000000-612102	$90.00	$81.22	$95.00	5.6%	
WMRBULLOPS -SOC SEC-MEDIC	5160-62-6205-000000-612200	$8,187.00	$7,078.55	$9,317.00	13.8%	
WMRBULLOPS -PENSION-	5160-62-6205-000000-612300	$16,053.00	$14,113.17	$18,270.00	13.8%	
WMRBULLOPS -WORK COMP	5160-62-6205-000000-612600	$3,652.00	$3,221.21	$4,328.00	18.5%	
WMRGEN&ADM -GROUP HEALTH	5160-62-6210-000000-612101	$2,617.00	$2,355.47	$2,720.00	3.9%	
WMRGEN&ADM -GROUP LIFE INS	5160-62-6210-000000-612102	$15.00	$13.82	$16.00	6.7%	
WMRGEN&ADM -SOC SEC-MEDIC-	5160-62-6210-000000-612200	$3,641.00	$3,450.51	$4,343.00	19.3%	
WMRGEN&ADM -PENSION-	5160-62-6210-000000-612300	$7,639.00	$6,943.70	$8,517.00	11.5%	
WMRGEN&ADM -WORKERS' COMPEN	5160-62-6210-000000-612600	$115.00	$105.04	$129.00	12.2%	
WMRCPOPS -SPEC SVC	5160-62-6204-000000-623100	$802,047.60	$563,842.03	$740,000.00	-7.7%	
WMRCPOPS -IT SERVICES	5160-62-6204-000000-623106	$0.00	$0.00	$86,697.00	N/A	
WMRBULLOPS -SPEC SVC	5160-62-6205-000000-623100	$258,508.05	$207,774.77	$330,000.00	27.7%	

Name	Account ID	FY2022 Amended Budget	FY2022 Actual	FY2023 Budgeted	FY2022 Amended Budget vs. FY2023 Budgeted (% Change)	Notes
WMRBULLOPS -IT SERVICES	5160-62-6205-000000-623106	$0.00	$0.00	$8,019.00	N/A	
WMRGEN&ADM -SPEC SVC	5160-62-6210-000000-623100	$75,000.00	$10,221.96	$75,000.00	0%	
WMRCPOPS -UTIL SVC -WATER	5160-62-6204-000000-634101	$15,784.16	$19,269.62	$15,550.00	-1.5%	
WMRCPOPS -UTIL SVC-LANDFILL	5160-62-6204-000000-634104	$58,000.00	$52,789.98	$75,000.00	29.3%	
WMRBULLOPS -UTIL SVC -WATER	5160-62-6205-000000-634101	$1,265.00	$995.60	$1,900.00	50.2%	
WMRBULLOPS -UTIL SVC-LANDFILL	5160-62-6205-000000-634104	$0.00	$300.60	$0.00	0%	
WMRCPOPS -MAINT OF BUILDINGS	5160-62-6204-000000-644701	$50,000.00	$33,857.37	$50,000.00	0%	
WMRCPOPS -MAINT -TREATMT PLANT	5160-62-6204-000000-644703	$1,478,938.53	$774,849.77	$1,250,000.00	-15.5%	
WMRCPOPS -MAINT -SANIT SEWER	5160-62-6204-000000-644704	$0.00	$16,800.00	$0.00	0%	
WMRCPOPS -MAINT -LIFT STATIONS	5160-62-6204-000000-644705	$180,516.45	$121,913.29	$150,000.00	-16.9%	
WMRCPOPS -MAINT -SIGNS&MARK	5160-62-6204-000000-644711	$2,500.00	$542.44	$2,500.00	0%	
WMRCPOPS -MAINT-OTHR STRUCT	5160-62-6204-000000-644717	$4,500.00	$2,152.00	$4,500.00	0%	
WMRCPOPS -MAINT -IRRIGATION	5160-62-6204-000000-644718	$336.37	$336.37	$0.00	-100%	
WMRCPOPS -MAINT -EQUIP	5160-62-6204-000000-644801	$91,702.68	$135,053.33	$100,000.00	9%	
WMRCPOPS -MAINT - VEH PARTS	5160-62-6204-000000-644803	$12,000.00	$12,329.73	$12,000.00	0%	
WMRCPOPS -MAINT-VEH-OUTSIDE	5160-62-6204-000000-644805	$10,000.00	$16,607.14	$10,000.00	0%	
WMRCPOPS -MAINT - VEH -MISC	5160-62-6204-000000-644810	$500.00	$2,637.29	$500.00	0%	
WMRCPOPS - MAINT -OTHER	5160-62-6204-000000-644815	$19,706.50	$15,866.50	$25,250.00	28.1%	
WMRCPOPS-MAINT-FLEET SVC	5160-62-6204-000000-644825	$10,839.00	$9,032.50	$0.00	-100%	
WMRBULLOPS -MAINT OF BUILDINGS	5160-62-6205-000000-644701	$2,980.00	$3,002.11	$3,000.00	0.7%	
WMRBULLH -MAINT-TREATMT PLANT	5160-62-6205-000000-644703	$187,424.57	$106,176.51	$250,000.00	33.4%	
WMRBULLOPS -MAINT-OTHR STRUCT	5160-62-6205-000000-644717	$3,000.00	$525.00	$3,000.00	0%	
WMRBULLOPS -MAINT -EQUIP	5160-62-6205-000000-644801	$20,000.00	$9,403.18	$10,000.00	-50%	
WMRCPOPS -INSUR -PROPERTY	5160-62-6204-000000-655100	$83,773.00	$83,773.00	$108,234.00	29.2%	

Name	Account ID	FY2022 Amended Budget	FY2022 Actual	FY2023 Budgeted	FY2022 Amended Budget vs. FY2023 Budgeted (% Change)	Notes
WMRCPOPS -INSUR - AUTO LIAB	5160-62-6204-000000-655200	$4,490.00	$4,490.00	$6,503.00	44.8%	
WMRCPOPS -INSUR - GEN LIAB	5160-62-6204-000000-655300	$37,868.00	$37,868.00	$11,079.00	-70.7%	
WMRCPOPS - COMMUNICATIONS	5160-62-6204-000000-655600	$20,100.00	$18,009.96	$20,700.00	3%	
WMRCPOPS -CELL PHONES	5160-62-6204-000000-655602	$14,000.00	$11,660.94	$17,100.00	22.1%	
WMRCPOPS -ADVERTISING	5160-62-6204-000000-655700	$800.00	$250.00	$800.00	0%	
WMRCPOPS -ADVERT - LEGAL ADS	5160-62-6204-000000-655702	$3,500.00	$15,451.73	$3,500.00	0%	
WMRCPOPS - TRAVEL&TRAIN	5160-62-6204-000000-655800	$20,000.00	$23,415.18	$23,000.00	15%	
WMRCPOPS -DUES AND MEMB	5160-62-6204-000000-655850	$4,000.00	$2,669.50	$4,690.00	17.3%	
WMRCPOPS -OTH PURCHSVC-EQUIP	5160-62-6204-000000-655901	$20,000.00	$4,105.43	$20,000.00	0%	
WMRCPOPS -OTH PURCHSVC -COMP	5160-62-6204-000000-655908	$4,610.62	$3,816.15	$12,250.00	165.7%	
WMRCPOPS -OTH PURCHSVC-OTHR	5160-62-6204-000000-655909	$494.86	$501.15	$0.00	-100%	
WMRBULLOPS -INSUR - PROPERTY	5160-62-6205-000000-655100	$29,005.00	$29,005.00	$37,474.00	29.2%	
WMRBULLOPS -INSUR - AUTO LIAB	5160-62-6205-000000-655200	$5,316.00	$5,316.00	$7,699.00	44.8%	
INSURANCE - GENERAL LIABILITY	5160-62-6205-000000-655300	$0.00	$0.00	$1,043.00	N/A	
WMRBULLOPS - COMMUNICATIONS	5160-62-6205-000000-655600	$2,100.00	$1,858.25	$2,100.00	0%	
WMRBULLOPS -CELL PHONES	5160-62-6205-000000-655602	$420.00	$573.01	$780.00	85.7%	
WMRBULLOPS - TRAVEL&TRAIN	5160-62-6205-000000-655800	$750.00	$616.00	$750.00	0%	
WMRBULLOPS -OTH PURCHSVC-EQUIP	5160-62-6205-000000-655901	$3,648.15	$3,648.15	$3,500.00	-4.1%	
WMRBULLOPS -OTH PURCHSVC -COMP	5160-62-6205-000000-655908	$200.00	$0.00	$200.00	0%	
INSURANCE - GENERAL LIABILITY	5160-62-6210-000000-655300	$0.00	$0.00	$3,440.00	N/A	
WMRGEN&ADM -CELL PHONES	5160-62-6210-000000-655602	$2,400.00	$405.56	$2,400.00	0%	
WMRGEN&ADM -TRAVEL TRAIN	5160-62-6210-000000-655800	$2,750.00	$671.44	$2,750.00	0%	
WMRGEN&ADM -DUES AND MEMB	5160-62-6210-000000-655850	$450.00	$184.34	$450.00	0%	
WMRGEN&ADM -OTH PURCHSVC -COMP	5160-62-6210-000000-655908	$500.00	$208.90	$500.00	0%	

Name	Account ID	FY2022 Amended Budget	FY2022 Actual	FY2023 Budgeted	FY2022 Amended Budget vs. FY2023 Budgeted (% Change)	Notes
WMRCPOPS -SUPPL - OFFICE	5160-62-6204-000000-666101	$6,500.00	$4,836.92	$6,500.00	0%	
WMRCPOPS -SUPPL-MINOR TOOLS	5160-62-6204-000000-666102	$45,000.00	$31,762.21	$45,000.00	0%	
WMRCPOPS -SUPPL - NON-EXPEND	5160-62-6204-000000-666103	$60,000.00	$53,462.21	$60,000.00	0%	
WMRCPOPS -SUPPL-WEAR-APPARL	5160-62-6204-000000-666105	$8,000.00	$7,529.55	$11,000.00	37.5%	
WMRCPOPS -SUPPL-CHEMIC&MEDIC	5160-62-6204-000000-666106	$700,000.00	$563,269.15	$1,445,000.00	106.4%	
WMRCPOPS -SUPPL-JANITOR/MECH	5160-62-6204-000000-666107	$10,000.00	$7,932.86	$10,000.00	0%	
WMRCPOPS -SUPPL - OTHER	5160-62-6204-000000-666110	$9,500.00	$5,625.05	$9,500.00	0%	
WMRCPOPS -ENERGY-HEAT&FUEL	5160-62-6204-000000-666201	$410,000.00	$302,849.06	$357,841.00	-12.7%	
WMRCPOPS -ENERGY - ELECTRIC	5160-62-6204-000000-666202	$1,200,000.00	$860,621.54	$971,573.00	-19%	
WMRCPOPS -ENER-PROP/BUT/ACET	5160-62-6204-000000-666205	$1,500.00	$791.76	$1,801.00	20.1%	
WMRCPOPS -FUEL&LUBR - UNLEAD	5160-62-6204-000000-666301	$10,250.00	$8,286.59	$12,205.00	19.1%	
WMRCPOPS -FUEL&LUB-DIESEL	5160-62-6204-000000-666302	$20,000.00	-$3,678.01	$2,964.00	-85.2%	
WMRCPOPS -FUEL&LUBR - LUBRS	5160-62-6204-000000-666303	$18,500.00	$20,134.04	$22,992.00	24.3%	
WMRCPOPS -FLT SVC ALLOC.	5160-62-6204-000000-666825	$3,253.00	$2,710.80	$32,135.00	887.9%	
WMRBULLOPS -SUPPL - OFFICE	5160-62-6205-000000-666101	$500.00	$608.17	$500.00	0%	
WMRBULLOPS -SUPPL-MINOR TOOLS	5160-62-6205-000000-666102	$5,000.00	$7,891.58	$7,500.00	50%	
WMRBULLOPS -SUPPL - NON-EXPEND	5160-62-6205-000000-666103	$7,500.00	$2,587.40	$7,500.00	0%	
WMRBULLOPS -SUPPL-WEAR-APPARL	5160-62-6205-000000-666105	$521.81	$521.81	$500.00	-4.2%	
WMRBULLOPS -SUPPL-CHEMIC&MEDIC	5160-62-6205-000000-666106	$59,603.67	$51,814.62	$112,800.00	89.3%	
WMRBULLOPS -SUPPL-JANITOR/MECH	5160-62-6205-000000-666107	$2,000.00	$1,353.04	$2,000.00	0%	
WMRBULLOPS -SUPPL - OTHER	5160-62-6205-000000-666110	$200.00	$37.13	$200.00	0%	
WMRBULLOPS -ENERGY - ELECTRIC	5160-62-6205-000000-666202	$80,000.00	$78,982.40	$75,711.00	-5.4%	
WMRBULLOPS - LUBRICANTS	5160-62-6205-000000-666303	$3,000.00	$334.50	$513.00	-82.9%	
WMRGEN&ADM-SUPPL - NON-EXPEN	5160-62-6210-000000-666103	$0.00	$93.34	$0.00	0%	

Name	Account ID	FY2022 Amended Budget	FY2022 Actual	FY2023 Budgeted	FY2022 Amended Budget vs. FY2023 Budgeted (% Change)	Notes
WMRGEN&ADM -SUPPL - OTHER	5160-62-6210-000000-666110	$5,500.00	$2,539.22	$5,500.00	0%	
WMRGEN&ADM -OTH EXPS-INDIRECT	5160-62-6210-000000-678304	$825,329.00	$687,774.20	$802,213.00	-2.8%	
BILLINGS - FROM OTHERS	5160-62-6210-000000-698402	$223.00	$185.80	$17,007.00	7,526.5%	
WMRCPOPS -MACH & EQUIP -MACH	5160-62-6204-000000-757402	$1,933,127.72	$1,054,129.00	$1,008,250.00	-47.8%	
WMRCPOPS -MACH & EQUIP - VEH	5160-62-6204-000000-757404	$45,000.00	$0.00	$90,000.00	100%	
TRANSFER TO - WASTEWATER O&M	5160-62-6210-000000-895100	$369,994.00	$308,328.30	$369,994.00	0%	
WMR G&A -XFER TO WMARSS GO I&S	5160-62-6210-000000-895173	$1,487,004.00	$1,487,090.62	$2,082,147.00	40%	
Total WMARSS FUND O&M:		**$13,426,771.74**	**$9,955,678.77**	**$13,801,651.00**	**2.8%**	
Total:		**$113,538,645.75**	**$95,365,643.79**	**$116,760,696.00**	**2.8%**	

Expenditures by Expense Type

Budgeted Expenditures by Expense Type

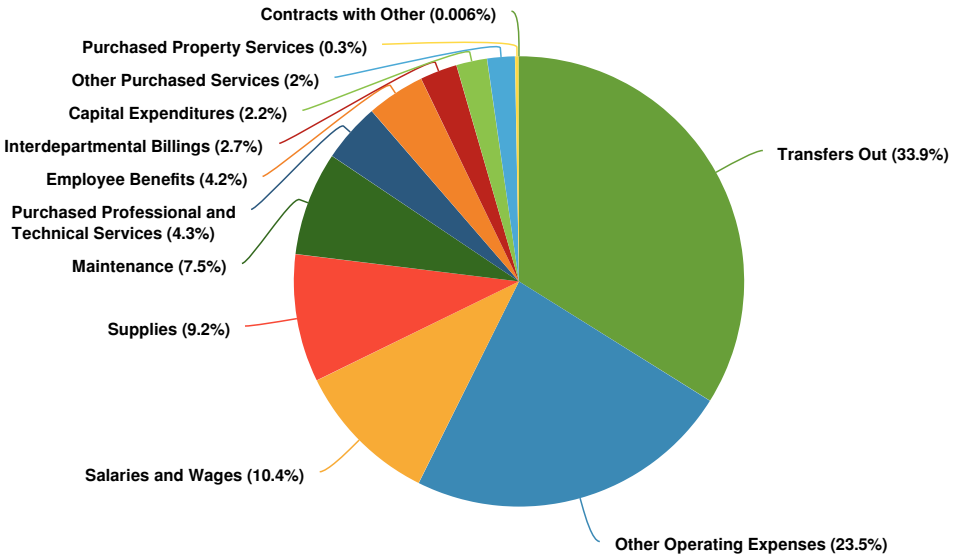

Budgeted and Historical Expenditures by Expense Type

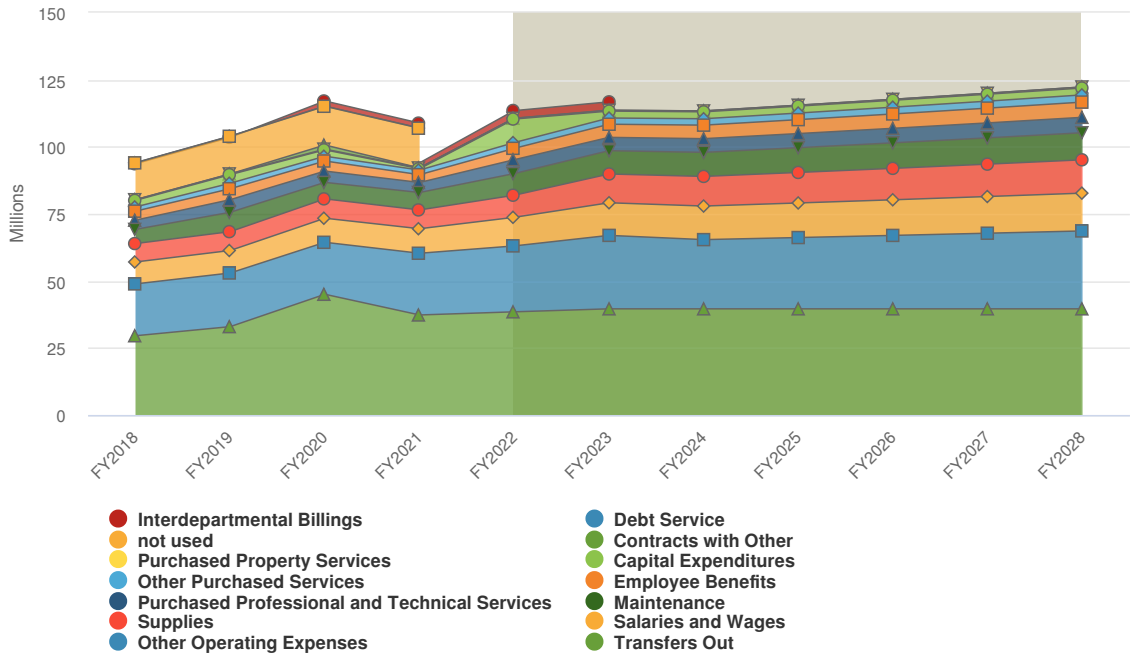

Grey background indicates budgeted figures.

Name	Account ID	FY2022 Amended Budget	FY2022 Actual	FY2023 Budgeted	FY2022 Amended Budget vs. FY2023 Budgeted (% Change)	Notes
Expense Objects						
Salaries and Wages						
REGULAR SALARIES	5000-60-6003-000000-601010	$1,756,376.00	$1,248,584.68	$1,964,815.00	11.9%	
OVERTIME	5000-60-6003-000000-601030	$100,000.00	$124,780.13	$154,734.00	54.7%	
EMPLOYEE PAYOFF	5000-60-6003-000000-601070	$0.00	$30,705.53	$0.00	0%	
PROJECT EXPENSE-CONTRA	5000-60-6003-000000-601902	$0.00	$0.00	-$58,464.00	N/A	
REGULAR SALARIES	5000-60-6004-000000-601010	$1,791,492.00	$1,280,521.01	$1,995,399.00	11.4%	
OVERTIME	5000-60-6004-000000-601030	$60,000.00	$37,784.56	$41,595.00	-30.7%	
EMPLOYEE PAYOFF	5000-60-6004-000000-601070	$0.00	$64,766.55	$0.00	0%	
WTTREATMENT -PROJ EXP -CONTRA	5000-60-6004-000000-601902	$1.00	$0.00	$0.00	-100%	

Name	Account ID	FY2022 Amended Budget	FY2022 Actual	FY2023 Budgeted	FY2022 Amended Budget vs. FY2023 Budgeted (% Change)	Notes
REGULAR SALARIES	5000-60-6005-000000-601010	$547,078.00	$431,910.79	$579,506.00	5.9%	
OVERTIME	5000-60-6005-000000-601030	$4,000.00	$2,534.47	$3,120.00	-22%	
EMPLOYEE PAYOFF	5000-60-6005-000000-601070	$0.00	$7,236.68	$0.00	0%	
REGULAR SALARIES	5000-60-6007-000000-601010	$776,196.00	$595,367.68	$930,580.00	19.9%	
OVERTIME	5000-60-6007-000000-601030	$10,000.00	$14,978.98	$30,860.00	208.6%	
EMPLOYEE PAYOFF	5000-60-6007-000000-601070	$0.00	$4,494.11	$0.00	0%	
REGULAR SALARIES	5000-60-6008-000000-601010	$67,691.00	$58,778.05	$72,160.00	6.6%	
REGULAR SALARIES	5000-60-6010-000000-601010	$282,326.00	$245,419.98	$316,916.00	12.3%	
OVERTIME	5000-60-6010-000000-601030	$104.00	$947.46	$1,564.00	1,403.8%	
EMPLOYEE PAYOFF	5000-60-6010-000000-601070	$0.00	$11,660.28	$0.00	0%	
WTGEN&ADMN - SALARY SAVINGS	5000-60-6010-000000-601901	-$150,000.00	$0.00	-$150,000.00	0%	
REGULAR SALARIES	5000-60-6011-000000-601010	$997,917.00	$814,740.71	$1,164,835.00	16.7%	
OVERTIME	5000-60-6011-000000-601030	$9,000.00	$11,171.69	$12,359.00	37.3%	
EMPLOYEE PAYOFF	5000-60-6011-000000-601070	$0.00	$15,809.69	$0.00	0%	
REGULAR SALARIES	5100-61-6103-000000-601010	$2,087,090.00	$1,566,510.43	$2,618,894.00	25.5%	
OVERTIME	5100-61-6103-000000-601030	$100,000.00	$151,490.88	$177,766.00	77.8%	
EMPLOYEE PAYOFF	5100-61-6103-000000-601070	$0.00	$23,179.79	$0.00	0%	
WWCOLLECT -CLER&PROF - OT	5100-61-6103-000000-601202	$0.00	$0.00	$1,125.00	N/A	
PROJECT EXPENSE-CONTRA	5100-61-6103-000000-601902	$0.00	$0.00	-$58,464.00	N/A	
REGULAR SALARIES	5100-61-6105-000000-601010	$186,558.00	$161,247.25	$197,990.00	6.1%	
OVERTIME	5100-61-6105-000000-601030	$3,500.00	$314.93	$0.00	-100%	
REGULAR SALARIES	5100-61-6110-000000-601010	$282,326.00	$245,423.34	$316,916.00	12.3%	
OVERTIME	5100-61-6110-000000-601030	$1,000.00	$947.57	$1,565.00	56.5%	
EMPLOYEE PAYOFF	5100-61-6110-000000-601070	$0.00	$11,660.29	$0.00	0%	

Name	Account ID	FY2022 Amended Budget	FY2022 Actual	FY2023 Budgeted	FY2022 Amended Budget vs. FY2023 Budgeted (% Change)	Notes
WWGEN&ADMN -SALARY SAVINGS	5100-61-6110-000000-601901	-$100,000.00	$0.00	-$100,000.00	0%	
REGULAR SALARIES	5160-62-6204-000000-601010	$1,774,075.00	$1,226,589.86	$1,823,039.00	2.8%	
OVERTIME	5160-62-6204-000000-601030	$20,000.00	$28,611.62	$38,488.00	92.4%	
EMPLOYEE PAYOFF	5160-62-6204-000000-601070	$0.00	$80,090.51	$0.00	0%	
WMRCPOPS -PROJ EXP -CONTRA	5160-62-6204-000000-601902	$1.00	$0.00	$0.00	-100%	
REGULAR SALARIES	5160-62-6205-000000-601010	$104,521.00	$90,596.52	$112,398.00	7.5%	
OVERTIME	5160-62-6205-000000-601030	$4,500.00	$1,490.67	$9,397.00	108.8%	
EMPLOYEE PAYOFF	5160-62-6205-000000-601070	$0.00	$2,001.10	$0.00	0%	
REGULAR SALARIES	5160-62-6210-000000-601010	$50,924.00	$46,299.04	$56,778.00	11.5%	
WMRGEN&ADM -SALARY SAVINGS	5160-62-6210-000000-601901	-$100,000.00	$0.00	-$100,000.00	0%	
Total Salaries and Wages:		**$10,666,676.00**	**$8,638,646.83**	**$12,155,871.00**	**14%**	
Employee Benefits						
WTTRANDIST -GROUP HEALTH	5000-60-6003-000000-612101	$236,068.00	$185,966.95	$261,360.00	10.7%	
WTTRANDIST -GROUP LIFE	5000-60-6003-000000-612102	$1,242.00	$982.70	$1,522.00	22.5%	
WTTRANDIST -SOC SEC-MEDIC	5000-60-6003-000000-612200	$126,828.00	$101,197.41	$150,700.00	18.8%	
WTTRANDIST -PENSION-	5000-60-6003-000000-612300	$248,681.00	$210,343.67	$295,490.00	18.8%	
WTTRANDIST -WORK COMP	5000-60-6003-000000-612600	$62,465.00	$51,743.54	$71,504.00	14.5%	
WTTREATMNT -GROUP HEALTH	5000-60-6004-000000-612101	$271,936.00	$204,803.00	$298,640.00	9.8%	
WTTREATMNT -GROUP LIFE	5000-60-6004-000000-612102	$1,393.00	$1,051.46	$1,674.00	20.2%	
WTTREATMNT -SOC SEC-MEDIC	5000-60-6004-000000-612200	$137,773.00	$99,689.56	$156,040.00	13.3%	
WTTREATMNT -PENSION-	5000-60-6004-000000-612300	$270,142.00	$207,461.06	$305,960.00	13.3%	
WTTREATMNT -WORK COMP	5000-60-6004-000000-612600	$72,547.00	$54,608.51	$77,250.00	6.5%	
WTLABORAT -GROUP HEALTH	5000-60-6005-000000-612101	$76,970.00	$60,870.79	$80,000.00	3.9%	
WTLABORAT -GROUP LIFE	5000-60-6005-000000-612102	$435.00	$344.65	$465.00	6.9%	

Name	Account ID	FY2022 Amended Budget	FY2022 Actual	FY2023 Budgeted	FY2022 Amended Budget vs. FY2023 Budgeted (% Change)	Notes
WTLABORAT -SOC SEC-MEDIC	5000-60-6005-000000-612200	$42,157.00	$31,365.41	$44,571.00	5.7%	
WTLABORAT -PENSION-	5000-60-6005-000000-612300	$82,662.00	$66,252.30	$87,394.00	5.7%	
WTLABORAT -WORK COMP	5000-60-6005-000000-612600	$12,439.00	$10,661.64	$13,191.00	6%	
WTMETER -GROUP HEALTH	5000-60-6007-000000-612101	$125,693.00	$94,009.11	$130,640.00	3.9%	
WTMETER -GROUP LIFE	5000-60-6007-000000-612102	$647.00	$499.91	$757.00	17%	
WTMETER -SOC SEC-MEDIC	5000-60-6007-000000-612200	$59,762.00	$45,951.88	$73,845.00	23.6%	
WTMETER -PENSION-	5000-60-6007-000000-612300	$117,180.00	$92,226.58	$144,793.00	23.6%	
WTMETER -WORK COMP	5000-60-6007-000000-612600	$35,040.00	$26,324.58	$42,000.00	19.9%	
WTR WETLNDS-GROUP HEALTH	5000-60-6008-000000-612101	$7,697.00	$7,248.05	$8,000.00	3.9%	
WTR WETLNDS-GROUP LIFE	5000-60-6008-000000-612102	$45.00	$40.61	$47.00	4.4%	
WTR WETLNDS-SOC SEC-MEDIC	5000-60-6008-000000-612200	$5,178.00	$4,336.32	$5,520.00	6.6%	
WTR WETLNDS-PENSION	5000-60-6008-000000-612300	$10,154.00	$8,816.81	$10,824.00	6.6%	
WTR WETLNDS-WORK COMP	5000-60-6008-000000-612600	$711.00	$617.39	$758.00	6.6%	
WTGEN&ADMN -GROUP HEALTH	5000-60-6010-000000-612101	$25,631.00	$22,842.81	$26,640.00	3.9%	
WTGEN&ADMN -GROUP LIFE	5000-60-6010-000000-612102	$144.00	$128.86	$154.00	6.9%	
WTGEN&ADMN -SOC SEC-MEDIC-	5000-60-6010-000000-612200	$20,691.00	$18,489.12	$24,364.00	17.8%	
WTGEN&ADMN -PENSION-	5000-60-6010-000000-612300	$42,364.00	$38,701.41	$47,772.00	12.8%	
WTGEN&ADMN -WORKERS' COMPEN	5000-60-6010-000000-612600	$2,265.00	$1,988.19	$2,533.00	11.8%	
WTCUSTACCT -GROUP HEALTH	5000-60-6011-000000-612101	$161,638.00	$133,864.43	$192,000.00	18.8%	
WTCUSTACCT -GROUP LIFE	5000-60-6011-000000-612102	$783.00	$682.77	$1,004.00	28.2%	
WTCUSTACCT -SOC SEC-MEDIC	5000-60-6011-000000-612200	$73,167.00	$60,231.17	$90,055.00	23.1%	
WTCUSTACCT -PENSION-	5000-60-6011-000000-612300	$143,465.00	$126,255.79	$176,579.00	23.1%	
WTCUSTACCT -WORK COMP	5000-60-6011-000000-612600	$2,365.00	$1,905.17	$3,285.00	38.9%	
WWCOLLECT -GROUP HEALTH	5100-61-6103-000000-612101	$324,584.00	$237,411.70	$361,360.00	11.3%	

Name	Account ID	FY2022 Amended Budget	FY2022 Actual	FY2023 Budgeted	FY2022 Amended Budget vs. FY2023 Budgeted (% Change)	Notes
WWCOLLECT -GROUP LIFE	5100-61-6103-000000-612102	$1,688.00	$1,268.89	$2,104.00	24.6%	
WWCOLLECT -SOC SEC-MEDIC	5100-61-6103-000000-612200	$164,278.00	$124,993.01	$214,585.00	30.6%	
WWCOLLECT -PENSION-	5100-61-6103-000000-612300	$322,113.00	$261,159.83	$420,755.00	30.6%	
WWCOLLECT -WORK COMP	5100-61-6103-000000-612600	$82,000.00	$63,735.62	$102,919.00	25.5%	
WWENVIRONM -GROUP HEALTH	5100-61-6105-000000-612101	$23,091.00	$20,782.02	$24,000.00	3.9%	
WWENVIRONM -GROUP LIFE	5100-61-6105-000000-612102	$135.00	$121.83	$142.00	5.2%	
WWENVIRONM -SOC SEC-MEDIC	5100-61-6105-000000-612200	$14,539.00	$10,939.37	$15,146.00	4.2%	
WWENVIRONM -PENSION-	5100-61-6105-000000-612300	$28,509.00	$24,225.28	$29,698.00	4.2%	
WWENVIRONM -WORK COMP	5100-61-6105-000000-612600	$1,464.00	$1,168.34	$1,433.00	-2.1%	
WWGEN&ADMN -GROUP HEALTH	5100-61-6110-000000-612101	$25,631.00	$22,972.39	$26,640.00	3.9%	
WWGEN&ADMN -GROUP LIFE INS	5100-61-6110-000000-612102	$144.00	$128.86	$154.00	6.9%	
WWGEN&ADMN -SOC SEC-MEDIC-	5100-61-6110-000000-612200	$20,691.00	$18,490.15	$24,364.00	17.8%	
WWGEN&ADMN -PENSION-	5100-61-6110-000000-612300	$42,364.00	$38,702.57	$47,772.00	12.8%	
WWGEN&ADMN -WORKERS' COMPEN	5100-61-6110-000000-612600	$2,265.00	$1,988.80	$2,533.00	11.8%	
WMRCPOPS -GROUP HEALTH	5160-62-6204-000000-612101	$219,366.00	$173,616.91	$252,000.00	14.9%	
WMRCPOPS -GROUP LIFE	5160-62-6204-000000-612102	$1,207.00	$943.79	$1,416.00	17.3%	
WMRCPOPS -SOC SEC-MEDIC	5160-62-6204-000000-612200	$125,255.00	$98,101.08	$142,406.00	13.7%	
WMRCPOPS -PENSION-	5160-62-6204-000000-612300	$245,597.00	$200,279.18	$279,229.00	13.7%	
WMRCPOPS -WORK COMP	5160-62-6204-000000-612600	$50,192.00	$40,659.48	$58,061.00	15.7%	
WMRBULLOPS -GROUP HEALTH	5160-62-6205-000000-612101	$15,394.00	$13,854.68	$16,000.00	3.9%	
WMRBULLOPS -GROUP LIFE	5160-62-6205-000000-612102	$90.00	$81.22	$95.00	5.6%	
WMRBULLOPS -SOC SEC-MEDIC	5160-62-6205-000000-612200	$8,187.00	$7,078.55	$9,317.00	13.8%	
WMRBULLOPS -PENSION-	5160-62-6205-000000-612300	$16,053.00	$14,113.17	$18,270.00	13.8%	
WMRBULLOPS -WORK COMP	5160-62-6205-000000-612600	$3,652.00	$3,221.21	$4,328.00	18.5%	

Name	Account ID	FY2022 Amended Budget	FY2022 Actual	FY2023 Budgeted	FY2022 Amended Budget vs. FY2023 Budgeted (% Change)	Notes
WMRGEN&ADM -GROUP HEALTH	5160-62-6210-000000-612101	$2,617.00	$2,355.47	$2,720.00	3.9%	
WMRGEN&ADM -GROUP LIFE INS	5160-62-6210-000000-612102	$15.00	$13.82	$16.00	6.7%	
WMRGEN&ADM -SOC SEC-MEDIC-	5160-62-6210-000000-612200	$3,641.00	$3,450.51	$4,343.00	19.3%	
WMRGEN&ADM -PENSION-	5160-62-6210-000000-612300	$7,639.00	$6,943.70	$8,517.00	11.5%	
WMRGEN&ADM -WORKERS' COMPEN	5160-62-6210-000000-612600	$115.00	$105.04	$129.00	12.2%	
Total Employee Benefits:		**$4,230,874.00**	**$3,365,410.08**	**$4,897,783.00**	**15.8%**	
Purchased Professional and Technical Services						
WTTRANDIST -SPEC SVC	5000-60-6003-000000-623100	$126,700.80	$58,421.18	$124,500.00	-1.7%	
WTTRANDIST -CITY ENGINEERING	5000-60-6003-000000-623102	$691,412.00	$576,176.70	$500,000.00	-27.7%	
WTTRANDIST -IT SERVICES	5000-60-6003-000000-623106	$0.00	$0.00	$76,899.00	N/A	
WTTREATMNT -SPEC SVC	5000-60-6004-000000-623100	$748,734.25	$486,608.02	$660,600.00	-11.8%	
WTTREATMNT -SPEC SVC-TEMPS	5000-60-6004-000000-623105	$0.00	$0.00	$20,000.00	N/A	
WTTREATMNT -IT SERVICES	5000-60-6004-000000-623106	$0.00	$0.00	$108,939.00	N/A	
WTLABORAT -SPEC SVC	5000-60-6005-000000-623100	$57,583.32	$11,643.99	$58,720.00	2%	
WTLABORAT -IT SERVICES	5000-60-6005-000000-623106	$0.00	$0.00	$16,643.00	N/A	
WTMETER -SPEC SVC	5000-60-6007-000000-623100	$104,193.92	$903.88	$107,400.00	3.1%	
WTMETER -IT SERVICES	5000-60-6007-000000-623106	$0.00	$0.00	$9,985.00	N/A	
SPEC SVC	5000-60-6008-000000-623100	$15,000.00	$5,458.60	$15,000.00	0%	
WT WETLANDS -IT SERVICES	5000-60-6008-000000-623106	$0.00	$0.00	$681.00	N/A	
WTR G&A -SPEC SVC	5000-60-6010-000000-623100	$361,895.86	$151,249.08	$350,000.00	-3.3%	
WTR G&A -IT SERVICES	5000-60-6010-000000-623106	$0.00	$0.00	$174,392.00	N/A	
WTCUSTACCT -SPEC SVC	5000-60-6011-000000-623100	$684,496.81	$296,979.86	$328,010.00	-52.1%	
WWCOLLECT -SPEC SVC	5100-61-6103-000000-623100	$335,903.98	$159,911.89	$254,600.00	-24.2%	

Name	Account ID	FY2022 Amended Budget	FY2022 Actual	FY2023 Budgeted	FY2022 Amended Budget vs. FY2023 Budgeted (% Change)	Notes
WWCOLLECT -CITY ENGINEERING	5100-61-6103-000000-623102	$691,411.00	$576,175.80	$500,000.00	-27.7%	
WWCOLLECT -IT SERVICES	5100-61-6103-000000-623106	$0.00	$0.00	$63,737.00	N/A	
SPECIAL SVCS -VEH&EQUIP REPLCM	5100-61-6103-000000-623108		$0.00	$97,500.00	N/A	
WWENVIRONM -SPEC SVC	5100-61-6105-000000-623100	$105,000.00	$55,376.00	$120,000.00	14.3%	
WWENVIRONM -IT SERVICES	5100-61-6105-000000-623106	$0.00	$0.00	$15,774.00	N/A	
WW G&A -SPEC SVC	5100-61-6110-000000-623100	$119,099.87	$19,626.07	$120,000.00	0.8%	
WMRCPOPS -SPEC SVC	5160-62-6204-000000-623100	$802,047.60	$563,842.03	$740,000.00	-7.7%	
WMRCPOPS -IT SERVICES	5160-62-6204-000000-623106	$0.00	$0.00	$86,697.00	N/A	
WMRBULLOPS -SPEC SVC	5160-62-6205-000000-623100	$258,508.05	$207,774.77	$330,000.00	27.7%	
WMRBULLOPS -IT SERVICES	5160-62-6205-000000-623106	$0.00	$0.00	$8,019.00	N/A	
WMRGEN&ADM -SPEC SVC	5160-62-6210-000000-623100	$75,000.00	$10,221.96	$75,000.00	0%	
Total Purchased Professional and Technical Services:		**$5,176,987.46**	**$3,180,369.83**	**$4,963,096.00**	**-4.1%**	
Purchased Property Services						
WTTRANDIST -UTIL SVC -WATER	5000-60-6003-000000-634101	$144,800.00	$114,624.57	$175,000.00	20.9%	
WTTRANDIST -UTIL SVC-REFUSE	5000-60-6003-000000-634102	$4,500.00	$7,571.30	$5,772.00	28.3%	
WTTRANDIST -UTIL SVC-SEWER	5000-60-6003-000000-634103	$4,950.00	$3,502.07	$4,900.00	-1%	
WTTREATMNT -UTIL SVC -WATER	5000-60-6004-000000-634101	$1,468.32	$1,910.28	$3,600.00	145.2%	
WTTREATMNT -UTIL SVC-REFUSE	5000-60-6004-000000-634102	$12,000.00	$7,749.57	$10,656.00	-11.2%	
WTTREATMNT -UTIL SVC-SEWER	5000-60-6004-000000-634103	$660.00	$0.00	$0.00	-100%	
WTTREATMNT -UTIL SVC-LANDFILL	5000-60-6004-000000-634104	$500.00	$223.72	$500.00	0%	
WTCUSTACCT -UTIL SVC -WATER	5000-60-6011-000000-634101	$2,200.00	$1,785.84	$2,700.00	22.7%	
WTCUSTACCT -UTIL SVC-REFUSE	5000-60-6011-000000-634102	$1,860.00	$1,520.90	$2,109.00	13.4%	
WTCUSTACCT -UTIL SVC-SEWER	5000-60-6011-000000-634103	$2,190.00	$1,542.63	$2,700.00	23.3%	

Name	Account ID	FY2022 Amended Budget	FY2022 Actual	FY2023 Budgeted	FY2022 Amended Budget vs. FY2023 Budgeted (% Change)	Notes
WWCOLLECT -UTIL SVC - WATER	5100-61-6103-000000-634101	$13,000.00	$11,163.17	$13,000.00	0%	
WWCOLLECT -UTIL SVC-REFUSE	5100-61-6103-000000-634102	$150.00	$643.59	$150.00	0%	
WWCOLLECT -UTIL SVC - SEWER	5100-61-6103-000000-634103	$10,000.00	$1,286.33	$2,500.00	-75%	
WWENVIRONM -UTIL SVC - WATER	5100-61-6105-000000-634101	$400.00	$288.44	$500.00	25%	
WWENVIRO -UTIL SVC - SEWER	5100-61-6105-000000-634103	$420.00	$316.01	$600.00	42.9%	
WMRCPOPS -UTIL SVC - WATER	5160-62-6204-000000-634101	$15,784.16	$19,269.62	$15,550.00	-1.5%	
WMRCPOPS -UTIL SVC-LANDFILL	5160-62-6204-000000-634104	$58,000.00	$52,789.98	$75,000.00	29.3%	
WMRBULLOPS -UTIL SVC - WATER	5160-62-6205-000000-634101	$1,265.00	$995.60	$1,900.00	50.2%	
WMRBULLOPS -UTIL SVC-LANDFILL	5160-62-6205-000000-634104	$0.00	$300.60	$0.00	0%	
Total Purchased Property Services:		**$274,147.48**	**$227,484.22**	**$317,137.00**	**15.7%**	
Maintenance						
WTTRANDIST -MAINT OF BUILDINGS	5000-60-6003-000000-644701	$27,799.20	$3,744.00	$1,500.00	-94.6%	
WTTRANDIST-MAIN-STANDPIPE/WELL	5000-60-6003-000000-644707	$20,000.00	$20,760.88	$20,000.00	0%	
WTTRANDIST-MAINT-STREETS/ROADS	5000-60-6003-000000-644708	$150,000.00	$87,055.07	$200,000.00	33.3%	
WTTRANDIST -MAINT- WATER MAINS	5000-60-6003-000000-644709	$1,088,961.91	$1,129,771.10	$1,200,000.00	10.2%	
WTTRANDIST-MAINT-METER/SETTING	5000-60-6003-000000-644710	$3,500.00	$1,139.13	$3,500.00	0%	
WTTRANDIST -MAINT - SIGNS&MARK	5000-60-6003-000000-644711	$6,500.00	$8,092.64	$6,500.00	0%	
WTTRANDIST-MAINT-FIRE HYDRANT	5000-60-6003-000000-644714	$400,000.00	$175,565.54	$400,000.00	0%	
WTTRANDIST -MAINT-OTHR STRUCT	5000-60-6003-000000-644717	$2,000.00	$3,959.39	$2,000.00	0%	
WTTRANDIST -MAINT - IRRIGATION	5000-60-6003-000000-644718	$500.00	$0.00	$500.00	0%	
WTTRANDIST -MAINT - EQUIP	5000-60-6003-000000-644801	$25,225.94	$28,543.26	$14,500.00	-42.5%	
WTTRANDIST -MAINT - VEH PARTS	5000-60-6003-000000-644803	$102,073.26	$87,123.21	$113,967.00	11.7%	
WTTRANDIST -MAINT-VEH-OUTSIDE	5000-60-6003-000000-644805	$70,000.00	$45,059.02	$45,876.00	-34.5%	

Name	Account ID	FY2022 Amended Budget	FY2022 Actual	FY2023 Budgeted	FY2022 Amended Budget vs. FY2023 Budgeted (% Change)	Notes
WTTRANDIST -MAINT - VEH - MISC	5000-60-6003-000000-644810	$12,000.00	$6,304.75	$6,479.00	-46%	
WTTRANDIST -MAINT - OTHER	5000-60-6003-000000-644815	$5,325.80	$6,745.48	$6,000.00	12.7%	
WTTRANDIST-MAINT-FLEET SVC	5000-60-6003-000000-644825	$115,567.00	$96,305.80	$0.00	-100%	
WTTREATMNT -MAINT OF BUILDINGS	5000-60-6004-000000-644701	$5,000.00	$485.62	$5,000.00	0%	
WTRTREATMNT -MAINT-TREAT PLANT	5000-60-6004-000000-644703	$551,107.88	$406,717.19	$710,000.00	28.8%	
WTTREATMNT -MAINT - SIGNS&MARK	5000-60-6004-000000-644711	$2,599.36	$4,010.99	$3,000.00	15.4%	
WTTREATMNT -MAINT-OTHR STRUCT	5000-60-6004-000000-644717	$4,000.00	$296.87	$4,000.00	0%	
WTTREATMNT -MAINT-PUMP STATION	5000-60-6004-000000-644722	$150,000.00	$105,284.04	$150,000.00	0%	
WTTREATMNT -MAINT - EQUIP	5000-60-6004-000000-644801	$195,000.00	$97,036.45	$205,000.00	5.1%	
WTTREATMNT -MAINT - VEH PARTS	5000-60-6004-000000-644803	$12,944.00	$2,908.11	$2,757.00	-78.7%	
WTTREATMNT -MAINT-VEH-OUTSIDE	5000-60-6004-000000-644805	$5,000.00	$2,497.98	$5,297.00	5.9%	
WTTREATMNT -MAINT - VEH - MISC	5000-60-6004-000000-644810	$272.54	$382.54	$411.00	50.8%	
WTTREATMNT -MAINT - OTHER	5000-60-6004-000000-644815	$27,500.00	$19,439.80	$21,500.00	-21.8%	
WTTREATMNT-MAINT-FLEET SVC	5000-60-6004-000000-644825	$8,981.00	$7,484.20	$0.00	-100%	
WTLABORAT -MAINT - EQUIP	5000-60-6005-000000-644801	$22,900.00	$18,041.67	$22,900.00	0%	
WTLABORAT -MAINT - VEH PARTS	5000-60-6005-000000-644803	$3,260.00	$2,835.62	$1,588.00	-51.3%	
WTLABORAT -MAINT-VEH-OUTSIDE	5000-60-6005-000000-644805	$1,500.00	$480.89	$2,303.00	53.5%	
WTLABORAT -MAINT - VEH - MISC	5000-60-6005-000000-644810	$100.00	$733.98	$228.00	128%	
WTLABORAT -MAINT - OTHER	5000-60-6005-000000-644815	$7,200.00	$7,200.00	$7,200.00	0%	
WTLABORAT-MAINT-FLEET SVC	5000-60-6005-000000-644825	$1,961.00	$1,634.20	$0.00	-100%	
WTSOURCE -MAINT - LAKE DAM	5000-60-6006-000000-644716	$50,000.00	$0.00	$122,070.00	144.1%	
WTMETER -MAINT - METER/SETTINGS	5000-60-6007-000000-644710	$485,260.42	$588,142.19	$600,000.00	23.6%	
WTMETER -MAINT - EQUIP	5000-60-6007-000000-644801	$33.95	$47.49	$0.00	-100%	
WTMETER -MAINT - VEH PARTS	5000-60-6007-000000-644803	$20,439.52	$8,987.69	$9,260.00	-54.7%	

Name	Account ID	FY2022 Amended Budget	FY2022 Actual	FY2023 Budgeted	FY2022 Amended Budget vs. FY2023 Budgeted (% Change)	Notes
WTMETER -MAINT-VEH-OUTSIDE	5000-60-6007-000000-644805	$7,039.03	$11,552.71	$9,778.00	38.9%	
WTMETER -MAINT - VEH - MISC	5000-60-6007-000000-644810	$7,619.45	$7,929.45	$8,524.00	11.9%	
WTMETER -MAINT - OTHER	5000-60-6007-000000-644815	$7,800.00	$7,282.32	$7,800.00	0%	
WTMETER-MAINT-FLEET SVC	5000-60-6007-000000-644825	$15,381.00	$12,817.50	$0.00	-100%	
MAINT OF BUILDINGS	5000-60-6008-000000-644701	$689.17	$705.61	$1,000.00	45.1%	
MAINT- WATER MAINS	5000-60-6008-000000-644709	$151.51	$0.00	$0.00	-100%	
MAINT-METER/SETTING	5000-60-6008-000000-644710	$3,000.00	$3,000.00	$0.00	-100%	
MAINT -SIGNS&MARK	5000-60-6008-000000-644711	$335.45	$863.80	$500.00	49.1%	
MAINT-OTHR STRUCT	5000-60-6008-000000-644717	$10,000.00	$4,070.80	$10,000.00	0%	
MAINTENANCE - PUMP STATIONS	5000-60-6008-000000-644722	$193,986.54	$45,179.44	$400,000.00	106.2%	
MAINT - EQUIP	5000-60-6008-000000-644801	$500.00	$330.99	$500.00	0%	
MAINT - VEH PARTS	5000-60-6008-000000-644803	$500.00	$0.00	$0.00	-100%	
WTGEN&ADMN -MAINT - OTHER	5000-60-6010-000000-644815	$16,883.26	$17,080.59	$17,785.00	5.3%	
WTCUSTACCT -MAINT OF BUILDINGS	5000-60-6011-000000-644701	$5,000.00	$74.22	$5,000.00	0%	
WTCUSTACCT -MAINT - EQUIP	5000-60-6011-000000-644801	$5,100.00	$6,173.58	$5,200.00	2%	
WTCUSTACCT -MAINT - VEH - MISC	5000-60-6011-000000-644810	$100.00	$50.99	$55.00	-45%	
WTCUSTACCT -MAINT - HEAT/COOL	5000-60-6011-000000-644812	$0.00	$2,523.45	$0.00	0%	
WTCUSTACCT -MAINT - OTHER	5000-60-6011-000000-644815	$188,115.45	$185,615.70	$537,000.00	185.5%	
WWCOLLECT -MAINT OF BUILDINGS	5100-61-6103-000000-644701	$30,000.00	$3,991.24	$0.00	-100%	
WWCOLLECT -MAINT - SANIT SEWER	5100-61-6103-000000-644704	$1,072,591.00	$656,219.86	$1,200,000.00	11.9%	
WWCOLLECT -MAINT-LIFT STATIONS	5100-61-6103-000000-644705	$170,000.00	$75,548.40	$150,000.00	-11.8%	
WWCOLLECT -MAINT-STREETS/ROADS	5100-61-6103-000000-644708	$174,820.00	$102,352.19	$200,000.00	14.4%	
WWCOLLECT -MAINT-METER/SETTING	5100-61-6103-000000-644710	$212.14	$7,392.87	$0.00	-100%	
WWCOLLECT -MAINT - SIGNS&MARK	5100-61-6103-000000-644711	$6,500.00	$9,588.47	$6,500.00	0%	

Name	Account ID	FY2022 Amended Budget	FY2022 Actual	FY2023 Budgeted	FY2022 Amended Budget vs. FY2023 Budgeted (% Change)	Notes
WWCOLLECT -MAINT-OTHR STRUCT	5100-61-6103-000000-644717	$1,700.00	$3,673.96	$0.00	-100%	
WWCOLLECT -MAINT - EQUIP	5100-61-6103-000000-644801	$97,451.31	$99,721.05	$105,000.00	7.7%	
WWCOLLECT -MAINT - VEH PARTS	5100-61-6103-000000-644803	$115,000.00	$77,579.85	$115,000.00	0%	
WWCOLLECT -MAINT-VEH-OUTSIDE	5100-61-6103-000000-644805	$95,000.00	$63,469.46	$95,000.00	0%	
WWCOLLECT -MAINT - VEH - MISC	5100-61-6103-000000-644810	$5,000.00	$4,951.15	$5,000.00	0%	
WWCOLLECT -MAINT - OTHER	5100-61-6103-000000-644815	$16,085.79	$17,287.48	$16,350.00	1.6%	
WWCOLLECT-MAINT-FLEET SVC	5100-61-6103-000000-644825	$122,019.00	$101,682.50	$0.00	-100%	
WWENVIRONM -MAINT - SIGNS&MARK	5100-61-6105-000000-644711	$172.90	$172.90	$0.00	-100%	
WWENVIRONM -MAINT - VEH PARTS	5100-61-6105-000000-644803	$8,827.10	$2,990.52	$9,000.00	2%	
WWENVIRONM -MAINT-VEH-OUTSIDE	5100-61-6105-000000-644805	$3,000.00	$3,393.50	$3,000.00	0%	
WWENVIRONM -MAINT - VEH - MISC	5100-61-6105-000000-644810	$1,000.00	$610.55	$1,500.00	50%	
WWENVIRONM -MAINT - OTHER	5100-61-6105-000000-644815	$7,400.00	$0.00	$8,000.00	8.1%	
WWENVIRONM-MAINT-FLEET SVC	5100-61-6105-000000-644825	$10,271.00	$8,559.20	$0.00	-100%	
WWGEN&ADMN -MAINT - OTHER	5100-61-6110-000000-644815	$17,434.18	$17,631.50	$18,200.00	4.4%	
WMRCPOPS -MAINT OF BUILDINGS	5160-62-6204-000000-644701	$50,000.00	$33,857.37	$50,000.00	0%	
WMRCPOPS -MAINT - TREATMT PLANT	5160-62-6204-000000-644703	$1,478,938.53	$774,849.77	$1,250,000.00	-15.5%	
WMRCPOPS -MAINT - SANIT SEWER	5160-62-6204-000000-644704	$0.00	$16,800.00	$0.00	0%	
WMRCPOPS -MAINT -LIFT STATIONS	5160-62-6204-000000-644705	$180,516.45	$121,913.29	$150,000.00	-16.9%	
WMRCPOPS -MAINT - SIGNS&MARK	5160-62-6204-000000-644711	$2,500.00	$542.44	$2,500.00	0%	
WMRCPOPS -MAINT-OTHR STRUCT	5160-62-6204-000000-644717	$4,500.00	$2,152.00	$4,500.00	0%	
WMRCPOPS -MAINT - IRRIGATION	5160-62-6204-000000-644718	$336.37	$336.37	$0.00	-100%	
WMRCPOPS -MAINT - EQUIP	5160-62-6204-000000-644801	$91,702.68	$135,053.33	$100,000.00	9%	
WMRCPOPS -MAINT - VEH PARTS	5160-62-6204-000000-644803	$12,000.00	$12,329.73	$12,000.00	0%	
WMRCPOPS -MAINT-VEH-OUTSIDE	5160-62-6204-000000-644805	$10,000.00	$16,607.14	$10,000.00	0%	

Name	Account ID	FY2022 Amended Budget	FY2022 Actual	FY2023 Budgeted	FY2022 Amended Budget vs. FY2023 Budgeted (% Change)	Notes
WMRCPOPS -MAINT - VEH - MISC	5160-62-6204-000000-644810	$500.00	$2,637.29	$500.00	0%	
WMRCPOPS - MAINT - OTHER	5160-62-6204-000000-644815	$19,706.50	$15,866.50	$25,250.00	28.1%	
WMRCPOPS-MAINT-FLEET SVC	5160-62-6204-000000-644825	$10,839.00	$9,032.50	$0.00	-100%	
WMRBULLOPS -MAINT OF BUILDINGS	5160-62-6205-000000-644701	$2,980.00	$3,002.11	$3,000.00	0.7%	
WMRBULLH -MAINT-TREATMT PLANT	5160-62-6205-000000-644703	$187,424.57	$106,176.51	$250,000.00	33.4%	
WMRBULLOPS -MAINT-OTHR STRUCT	5160-62-6205-000000-644717	$3,000.00	$525.00	$3,000.00	0%	
WMRBULLOPS -MAINT - EQUIP	5160-62-6205-000000-644801	$20,000.00	$9,403.18	$10,000.00	-50%	
Total Maintenance:		**$8,076,142.16**	**$5,797,969.12**	**$8,699,778.00**	**7.7%**	
Other Purchased Services						
WTTRANDIST -INSUR - PROPERTY	5000-60-6003-000000-655100	$68,425.00	$68,425.00	$88,404.00	29.2%	
WTTRANDIST -INSUR - AUTO LIAB	5000-60-6003-000000-655200	$16,437.00	$16,437.00	$23,806.00	44.8%	
WTTRANDIST -INSUR - GEN LIAB	5000-60-6003-000000-655300	$18,391.00	$18,391.00	$8,817.00	-52.1%	
WTTRANDIST - COMMUNICATIONS	5000-60-6003-000000-655600	$300.00	$224.17	$300.00	0%	
WTTRANDIST -CELL PHONES	5000-60-6003-000000-655602	$15,000.00	$13,339.27	$15,000.00	0%	
WTTRANDIST -ADVERT-LEGAL ADS	5000-60-6003-000000-655702	$1,500.00	$149.98	$1,500.00	0%	
WTTRANDIST -TRAVEL&TRAIN	5000-60-6003-000000-655800	$26,000.00	$18,206.52	$26,000.00	0%	
WTTRANDIST -DUES AND MEMB	5000-60-6003-000000-655850	$5,000.00	$1,848.35	$5,000.00	0%	
WTTRANDIST -OTH PURCHSVC-EQUIP	5000-60-6003-000000-655901	$40,000.00	$29,481.72	$40,000.00	0%	
WTTRANDIST -OTH PURCHSVC -COMP	5000-60-6003-000000-655908	$6,879.20	$5,408.83	$6,000.00	-12.8%	
WTTRANDIST -OTH PURCHSVC-OTHR	5000-60-6003-000000-655909	$500.00	$64.63	$500.00	0%	
WTTREATMNT -INSUR - AUTO LIAB	5000-60-6004-000000-655200	$7,981.00	$7,981.00	$11,559.00	44.8%	
WTTREATMNT -INSUR - GEN LIAB	5000-60-6004-000000-655300	$13,135.00	$13,135.00	$11,021.00	-16.1%	
WTTREATMNT - COMMUNICATIONS	5000-60-6004-000000-655600	$23,124.00	$21,257.70	$24,300.00	5.1%	
WTTREATMNT -CELL PHONES	5000-60-6004-000000-655602	$9,600.00	$8,620.31	$9,600.00	0%	

Name	Account ID	FY2022 Amended Budget	FY2022 Actual	FY2023 Budgeted	FY2022 Amended Budget vs. FY2023 Budgeted (% Change)	Notes
WTTREATMENT-ADVER-LEGAL ADS	5000-60-6004-000000-655702	$299.97	$399.96	$100.00	-66.7%	
WTTREATMNT -TRAVEL&TRAIN	5000-60-6004-000000-655800	$19,340.00	$16,680.91	$19,340.00	0%	
WTTREATMNT -DUES AND MEMB	5000-60-6004-000000-655850	$4,600.00	$3,236.20	$4,600.00	0%	
WTTREATMNT -OTH PURCHSVC-EQUIP	5000-60-6004-000000-655901	$10,000.00	$5,408.62	$10,000.00	0%	
WTTREATMNT -OTH PURCHSVC -COMP	5000-60-6004-000000-655908	$7,972.56	$5,996.07	$7,300.00	-8.4%	
WTTREATMNT -OTH PURCHSVC-OTHR	5000-60-6004-000000-655909	$500.00	$149.12	$500.00	0%	
WTLABORAT -INSUR - AUTO LIAB	5000-60-6005-000000-655200	$2,993.00	$2,993.00	$4,335.00	44.8%	
WTLABORAT -INSUR - GEN LIAB	5000-60-6005-000000-655300	$5,045.00	$5,045.00	$1,313.00	-74%	
WTLABORAT -CELL PHONES	5000-60-6005-000000-655602	$1,200.00	$569.83	$1,200.00	0%	
WTLABORAT -TRAVEL&TRAIN	5000-60-6005-000000-655800	$3,250.00	$2,897.98	$3,250.00	0%	
WTLABORAT -DUES AND MEMB	5000-60-6005-000000-655850	$3,585.00	$3,622.70	$3,585.00	0%	
WTLABORAT -OTH PURCHSVC-EQUIP	5000-60-6005-000000-655901	$2,360.00	$2,241.29	$2,360.00	0%	
WTLABORAT -OTH PURCHSVC -COMP	5000-60-6005-000000-655908	$4,472.99	$4,792.26	$3,450.00	-22.9%	
WTLABORAT -OTH PURCHSVC-OTHR	5000-60-6005-000000-655909	$1,275.00	$1,533.25	$1,275.00	0%	
INSURANCE - GENERAL LIABILITY	5000-60-6006-000000-655300	$0.00	$0.00	$1,457.00	N/A	
WTSOURCE -ADVERT -LEGAL ADS	5000-60-6006-000000-655702	$0.00	$99.99	$0.00	0%	
WTSOURCE - LAKE O&M EXP	5000-60-6006-000000-655905	$1,079,113.64	$585,070.92	$1,100,000.00	1.9%	
WTMETER -INSUR - AUTO LIAB	5000-60-6007-000000-655200	$2,126.00	$2,126.00	$3,079.00	44.8%	
INSURANCE - GENERAL LIABILITY	5000-60-6007-000000-655300	$0.00	$0.00	$2,315.00	N/A	
WTMETER -CELL PHONES	5000-60-6007-000000-655602	$2,820.00	$2,297.86	$2,820.00	0%	
WTMETER -TRAVEL&TRAIN	5000-60-6007-000000-655800	$5,000.00	$3,788.05	$5,000.00	0%	
WTMETER -DUES AND MEMB	5000-60-6007-000000-655850	$1,300.00	$805.90	$1,300.00	0%	
WMETER -OTHR PURSVC -EQUIP	5000-60-6007-000000-655901	$1,450.00	$2,430.56	$1,450.00	0%	
WTMETER -OTH PURCHSVC -COMP	5000-60-6007-000000-655908	$475.00	$378.07	$475.00	0%	

Name	Account ID	FY2022 Amended Budget	FY2022 Actual	FY2023 Budgeted	FY2022 Amended Budget vs. FY2023 Budgeted (% Change)	Notes
WTMETER -OTH PURCHSVC-OTHR	5000-60-6007-000000-655909	$75.00	$35.89	$75.00	0%	
INSUR - GEN LIAB	5000-60-6008-000000-655300	$0.00	$0.00	$487.00	N/A	
COMMUNICATIONS	5000-60-6008-000000-655600	$1,200.00	$1,011.89	$1,200.00	0%	
CELL PHONES	5000-60-6008-000000-655602	$600.00	$399.82	$600.00	0%	
ADVERTISING	5000-60-6008-000000-655700	$0.00	$0.00	$50.00	N/A	
ADVERT-PROMO	5000-60-6008-000000-655701	$2,750.00	$2,396.29	$3,000.00	9.1%	
TRAVEL&TRAIN	5000-60-6008-000000-655800	$1,250.00	$412.00	$1,250.00	0%	
DUES AND MEMB	5000-60-6008-000000-655850	$115.00	$0.00	$115.00	0%	
OTH PURCHSVC-EQUIP	5000-60-6008-000000-655901	$676.34	$676.34	$500.00	-26.1%	
OTH PURCHSVC -COMP	5000-60-6008-000000-655908	$300.00	$628.39	$300.00	0%	
INSURANCE - GENERAL LIABILITY	5000-60-6010-000000-655300	$0.00	$0.00	$39,780.00	N/A	
WTGEN&ADMN -CELL PHONES	5000-60-6010-000000-655602	$3,600.00	$2,959.46	$3,600.00	0%	
WTGEN&ADMN -ADVERTISING	5000-60-6010-000000-655700	$2,408.47	$2,408.47	$0.00	-100%	
WTGEN&ADMN -ADVERT-PROMO	5000-60-6010-000000-655701	$2,000.00	$0.00	$2,000.00	0%	
WTR G&A -TRAVEL&TRAIN	5000-60-6010-000000-655800	$9,100.00	$6,750.94	$9,100.00	0%	
WTGEN&ADMN -DUES AND MEMB	5000-60-6010-000000-655850	$21,270.00	$20,603.33	$21,270.00	0%	
WTGEN&ADMN -OTH PURCHSVC-EQUIP	5000-60-6010-000000-655901	$1,800.00	$0.00	$0.00	-100%	
WTR G&A - LAKE STORAGE EXP	5000-60-6010-000000-655904	$178,371.74	$67,265.95	$180,000.00	0.9%	
WTR G&A -OTH PURCHSVC -COMP	5000-60-6010-000000-655908	$1,514.12	$2,096.13	$1,000.00	-34%	
WTCUSTACCT -INSUR - GEN LIAB	5000-60-6011-000000-655300	$10,509.00	$10,509.00	$4,124.00	-60.8%	
WTCUSTACCT -COMMUNICATIONS	5000-60-6011-000000-655600	$4,740.00	$4,357.16	$4,920.00	3.8%	
WTCUSTACCT -CELL PHONES	5000-60-6011-000000-655602	$1,841.45	$3,485.33	$4,000.00	117.2%	
WTCUSTACCT -ADVERTISING	5000-60-6011-000000-655700	$4,037.95	$5,342.13	$200.00	-95%	
WTCUSTACCT -TRAVEL&TRAIN	5000-60-6011-000000-655800	$15,000.00	$14,749.77	$15,000.00	0%	

Name	Account ID	FY2022 Amended Budget	FY2022 Actual	FY2023 Budgeted	FY2022 Amended Budget vs. FY2023 Budgeted (% Change)	Notes
WTCUSTACCT -DUES AND MEMB	5000-60-6011-000000-655850	$1,535.00	$1,899.65	$1,600.00	4.2%	
WTCUSTACCT -OTH PURCHSVC-EQUIP	5000-60-6011-000000-655901	$4,200.00	$3,696.25	$4,200.00	0%	
WTCUSTACCT -OTH PURCHSVC -COMP	5000-60-6011-000000-655908	$9,592.01	$11,733.64	$7,500.00	-21.8%	
WTCUSTACCT -OTH PURCHSVC-OTHR	5000-60-6011-000000-655909	$600.00	$531.00	$600.00	0%	
WWCOLLECT -INSUR - PROPERTY	5100-61-6103-000000-655100	$37,432.00	$37,432.00	$48,362.00	29.2%	
WWCOLLECT -INSUR - AUTO LIAB	5100-61-6103-000000-655200	$15,964.00	$15,964.00	$23,121.00	44.8%	
WWCOLLECT -INSUR - GEN LIAB	5100-61-6103-000000-655300	$17,550.00	$17,550.00	$22,317.00	27.2%	
WWCOLLECT - COMMUNICATIONS	5100-61-6103-000000-655600	$3,120.00	$2,880.69	$3,780.00	21.2%	
WWCOLLECT -CELL PHONES	5100-61-6103-000000-655602	$15,000.00	$13,934.82	$23,100.00	54%	
WWCOLLECT -ADVERT-LEGAL ADS	5100-61-6103-000000-655702	$750.00	$449.96	$750.00	0%	
WWCOLLECT -TRAVEL&TRAIN	5100-61-6103-000000-655800	$18,000.00	$22,136.86	$23,000.00	27.8%	
WWCOLLECT -DUES AND MEMB	5100-61-6103-000000-655850	$4,000.00	$2,400.10	$4,633.00	15.8%	
WWCOLLECT -OTH PURCHSVC-EQUIP	5100-61-6103-000000-655901	$46,500.00	$24,041.78	$46,500.00	0%	
WWCOLLECT -OTH PURCHSVC -COMP	5100-61-6103-000000-655908	$3,811.42	$4,853.88	$4,925.00	29.2%	
WWCOLLECT -OTH PURCHSVC-OTHR	5100-61-6103-000000-655909	$48.78	$64.61	$200.00	310%	
WWENVIRONM -INSUR - GEN LIAB	5100-61-6105-000000-655300	$1,997.00	$1,997.00	$552.00	-72.4%	
WWENVIRONM - COMMUNICATIONS	5100-61-6105-000000-655600	$1,500.00	$1,456.19	$1,800.00	20%	
WWENVIRONM -CELL PHONES	5100-61-6105-000000-655602	$1,620.00	$941.22	$1,620.00	0%	
WWENVIRONM -ADVERT-PROMO	5100-61-6105-000000-655701	$500.00	$425.00	$500.00	0%	
WWENVIRONM -ADVERT-LEGAL ADS	5100-61-6105-000000-655702	$500.00	$219.57	$500.00	0%	
WWENVIRONM - TRAVEL&TRAIN	5100-61-6105-000000-655800	$2,900.00	$2,856.67	$2,900.00	0%	
WWENVIRONM -DUES AND MEMB	5100-61-6105-000000-655850	$530.00	$634.00	$530.00	0%	
WWENVIRONM -OTH PURCHSVC-EQUIP	5100-61-6105-000000-655901	$480.00	$828.02	$900.00	87.5%	
WWENVIRONM -OTH PURCHSVC -COMP	5100-61-6105-000000-655908	$1,798.32	$628.85	$1,500.00	-16.6%	

Name	Account ID	FY2022 Amended Budget	FY2022 Actual	FY2023 Budgeted	FY2022 Amended Budget vs. FY2023 Budgeted (% Change)	Notes
INSURANCE - GENERAL LIABILITY	5100-61-6110-000000-655300	$0.00	$0.00	$26,411.00	N/A	
WWGEN&ADMN -CELL PHONES	5100-61-6110-000000-655602	$3,700.00	$2,458.93	$3,700.00	0%	
WWGEN&ADMN - ADVERTISING	5100-61-6110-000000-655700	$878.45	$878.45	$0.00	-100%	
WWGEN&ADMN - ADVERTISING-PROMO	5100-61-6110-000000-655701	$1,200.00	$0.00	$1,200.00	0%	
WWGEN&ADMN - TRAVEL&TRAIN	5100-61-6110-000000-655800	$9,100.00	$6,790.53	$9,100.00	0%	
WWGEN&ADMN -DUES AND MEMB	5100-61-6110-000000-655850	$13,885.00	$13,366.27	$13,885.00	0%	
WWGEN&ADMN -OTH PURCHSVC -COMP	5100-61-6110-000000-655908	$1,514.11	$2,096.14	$1,000.00	-34%	
WMRCPOPS -INSUR - PROPERTY	5160-62-6204-000000-655100	$83,773.00	$83,773.00	$108,234.00	29.2%	
WMRCPOPS -INSUR - AUTO LIAB	5160-62-6204-000000-655200	$4,490.00	$4,490.00	$6,503.00	44.8%	
WMRCPOPS -INSUR - GEN LIAB	5160-62-6204-000000-655300	$37,868.00	$37,868.00	$11,079.00	-70.7%	
WMRCPOPS - COMMUNICATIONS	5160-62-6204-000000-655600	$20,100.00	$18,009.96	$20,700.00	3%	
WMRCPOPS -CELL PHONES	5160-62-6204-000000-655602	$14,000.00	$11,660.94	$17,100.00	22.1%	
WMRCPOPS -ADVERTISING	5160-62-6204-000000-655700	$800.00	$250.00	$800.00	0%	
WMRCPOPS -ADVERT -LEGAL ADS	5160-62-6204-000000-655702	$3,500.00	$15,451.73	$3,500.00	0%	
WMRCPOPS -TRAVEL&TRAIN	5160-62-6204-000000-655800	$20,000.00	$23,415.18	$23,000.00	15%	
WMRCPOPS -DUES AND MEMB	5160-62-6204-000000-655850	$4,000.00	$2,669.50	$4,690.00	17.3%	
WMRCPOPS -OTH PURCHSVC-EQUIP	5160-62-6204-000000-655901	$20,000.00	$4,105.43	$20,000.00	0%	
WMRCPOPS -OTH PURCHSVC -COMP	5160-62-6204-000000-655908	$4,610.62	$3,816.15	$12,250.00	165.7%	
WMRCPOPS -OTH PURCHSVC-OTHR	5160-62-6204-000000-655909	$494.86	$501.15	$0.00	-100%	
WMRBULLOPS -INSUR - PROPERTY	5160-62-6205-000000-655100	$29,005.00	$29,005.00	$37,474.00	29.2%	
WMRBULLOPS -INSUR - AUTO LIAB	5160-62-6205-000000-655200	$5,316.00	$5,316.00	$7,699.00	44.8%	
INSURANCE - GENERAL LIABILITY	5160-62-6205-000000-655300	$0.00	$0.00	$1,043.00	N/A	
WMRBULLOPS - COMMUNICATIONS	5160-62-6205-000000-655600	$2,100.00	$1,858.25	$2,100.00	0%	
WMRBULLOPS -CELL PHONES	5160-62-6205-000000-655602	$420.00	$573.01	$780.00	85.7%	

Name	Account ID	FY2022 Amended Budget	FY2022 Actual	FY2023 Budgeted	FY2022 Amended Budget vs. FY2023 Budgeted (% Change)	Notes
WMRBULLOPS - TRAVEL&TRAIN	5160-62-6205-000000-655800	$750.00	$616.00	$750.00	0%	
WMRBULLOPS -OTH PURCHSVC-EQUIP	5160-62-6205-000000-655901	$3,648.15	$3,648.15	$3,500.00	-4.1%	
WMRBULLOPS -OTH PURCHSVC -COMP	5160-62-6205-000000-655908	$200.00	$0.00	$200.00	0%	
INSURANCE - GENERAL LIABILITY	5160-62-6210-000000-655300	$0.00	$0.00	$3,440.00	N/A	
WMRGEN&ADM -CELL PHONES	5160-62-6210-000000-655602	$2,400.00	$405.56	$2,400.00	0%	
WMRGEN&ADM -TRAVEL TRAIN	5160-62-6210-000000-655800	$2,750.00	$671.44	$2,750.00	0%	
WMRGEN&ADM -DUES AND MEMB	5160-62-6210-000000-655850	$450.00	$184.34	$450.00	0%	
WMRGEN&ADM -OTH PURCHSVC -COMP	5160-62-6210-000000-655908	$500.00	$208.90	$500.00	0%	
Total Other Purchased Services:		**$2,155,991.15**	**$1,465,266.08**	**$2,316,510.00**	**7.4%**	
Supplies						
WTTRANDIST -SUPPL - OFFICE	5000-60-6003-000000-666101	$10,500.00	$7,225.61	$10,500.00	0%	
WTTRANDIST -SUPPL-MINOR TOOLS	5000-60-6003-000000-666102	$70,388.69	$51,971.18	$80,000.00	13.7%	
WTTRANDIST -SUPPL - NON-EXPEND	5000-60-6003-000000-666103	$50,000.00	$43,745.90	$50,000.00	0%	
WTTRANDIST -SUPPL - SOFTWARE	5000-60-6003-000000-666104	$0.00	$1,399.00	$0.00	0%	
WTTRANDIST -SUPPL-WEAR-APPARL	5000-60-6003-000000-666105	$4,500.00	$1,765.51	$4,500.00	0%	
WTTRANDIST -SUPPL-CHEMIC&MEDIC	5000-60-6003-000000-666106	$25,000.00	$22,895.28	$25,000.00	0%	
WTTRANDIST -SUPPL-JANITOR/MECH	5000-60-6003-000000-666107	$3,000.00	$2,579.40	$3,000.00	0%	
WTTRANDIST -SUPPL-BOTANIC/AGRI	5000-60-6003-000000-666108	$500.00	$78.97	$500.00	0%	
WTTRANDIST -SUPPL - OTHER	5000-60-6003-000000-666110	$6,500.00	$9,964.74	$6,500.00	0%	
WTTRANDIST -ENERGY-HEAT&FUEL	5000-60-6003-000000-666201	$9,900.00	$6,134.58	$6,171.00	-37.7%	
WTTRANDIST -ENERGY - ELECTRIC	5000-60-6003-000000-666202	$9,500.00	$8,354.05	$8,985.00	-5.4%	
WTTRANDIST -ENER-PROP/BUT/ACET	5000-60-6003-000000-666205	$100.00	$67.07	$188.00	88%	
WTTRANDIST -FUEL&LUBR - UNLEAD	5000-60-6003-000000-666301	$50,000.00	$70,124.23	$92,004.00	84%	

Name	Account ID	FY2022 Amended Budget	FY2022 Actual	FY2023 Budgeted	FY2022 Amended Budget vs. FY2023 Budgeted (% Change)	Notes
WTTRANDIST -FUEL&LUB-DIESEL	5000-60-6003-000000-666302	$60,000.00	$70,443.31	$92,395.00	54%	
WTTRANDIST -FUEL&LUBR -LUBRS	5000-60-6003-000000-666303	$1,800.00	$2,049.74	$1,689.00	-6.2%	
WTTRANDIST -FLT SVC ALLOC.	5000-60-6003-000000-666825	$25,039.00	$20,865.80	$282,351.00	1,027.6%	
WTTREATMNT -SUPPL -OFFICE	5000-60-6004-000000-666101	$4,500.00	$1,668.59	$4,500.00	0%	
WTTREATMNT -SUPPL-MINOR TOOLS	5000-60-6004-000000-666102	$45,000.00	$16,923.44	$45,000.00	0%	
WTTREATMNT -SUPPL - NON-EXPEND	5000-60-6004-000000-666103	$45,000.00	$41,832.48	$45,000.00	0%	
WTTREATMNT -SUPPL -SOFTWARE	5000-60-6004-000000-666104	$0.00	$0.00	$11,000.00	N/A	
WTTREATMNT -SUPPL-WEAR-APPARL	5000-60-6004-000000-666105	$3,000.00	$1,897.77	$3,000.00	0%	
WTTREATMNT -SUPPL-CHEMIC&MEDIC	5000-60-6004-000000-666106	$1,550,000.00	$1,477,995.38	$3,015,000.00	94.5%	
WTTREATMNT -SUPPL-JANITOR/MECH	5000-60-6004-000000-666107	$5,500.00	$2,657.33	$6,500.00	18.2%	
WTTREATMNT -SUPPL-BOTANIC/AGRI	5000-60-6004-000000-666108	$16,440.00	$507.96	$0.00	-100%	
WTTREATMNT -SUPPL -OTHER	5000-60-6004-000000-666110	$6,000.00	$4,499.44	$6,000.00	0%	
WTTREATMNT -ENERGY-HEAT&FUEL	5000-60-6004-000000-666201	$6,600.00	$3,817.32	$4,080.00	-38.2%	
WTTREATMNT -ENERGY -ELECTRIC	5000-60-6004-000000-666202	$2,275,000.00	$1,719,956.39	$2,131,721.00	-6.3%	
WTTREATMNT -ENER-PROP/BUT/ACET	5000-60-6004-000000-666205	$150.00	$242.39	$431.00	187.3%	
WTTREATMNT -FUEL&LUBR -UNLEAD	5000-60-6004-000000-666301	$5,000.00	$6,412.85	$8,121.00	62.4%	
WTTREATMNT -FUEL&LUB-DIESEL	5000-60-6004-000000-666302	$2,500.00	$2,617.50	$3,693.00	47.7%	
WTTREATMNT -FUEL&LUBR -LUBRS	5000-60-6004-000000-666303	$5,500.00	$5,621.13	$8,474.00	54.1%	
WTTREATMNT -FLT SVC ALLOC.	5000-60-6004-000000-666825	$1,303.00	$1,085.80	$5,094.00	290.9%	
WTLABORAT -SUPPL - OFFICE	5000-60-6005-000000-666101	$6,000.00	$4,808.28	$6,000.00	0%	
WTLABORAT -SUPPL-MINOR TOOLS	5000-60-6005-000000-666102	$7,500.00	$5,291.99	$7,500.00	0%	
WTLABORAT -SUPPL - NON-EXPEND	5000-60-6005-000000-666103	$5,500.00	$3,279.03	$5,500.00	0%	
WTLABORAT -SUPPL-WEAR-APPARL	5000-60-6005-000000-666105	$368.34	$368.34	$250.00	-32.1%	
WTLABORAT -SUPPL-CHEMIC&MEDIC	5000-60-6005-000000-666106	$120,000.00	$105,066.12	$135,000.00	12.5%	

Name	Account ID	FY2022 Amended Budget	FY2022 Actual	FY2023 Budgeted	FY2022 Amended Budget vs. FY2023 Budgeted (% Change)	Notes
WTLABORAT -SUPPL-JANITOR/MECH	5000-60-6005-000000-666107	$1,500.00	$1,159.57	$1,500.00	0%	
WTLABORAT -SUPPL - OTHER	5000-60-6005-000000-666110	$1,298.34	$1,823.94	$2,000.00	54%	
WTLABORAT -ENERGY - ELECTRIC	5000-60-6005-000000-666202	$0.00	$0.00	$5,658.00	N/A	
WTLABORAT -FUEL&LUBR - UNLEAD	5000-60-6005-000000-666301	$2,500.00	$2,502.37	$3,634.00	45.4%	
WTLABORAT -FUEL&LUBR - LUBRS	5000-60-6005-000000-666303	$50.00	$0.00	$0.00	-100%	
WTLABORAT -FLT SVC ALLOC.	5000-60-6005-000000-666825	$628.00	$523.30	$3,807.00	506.2%	
WTSOURCE -SUPPL-MINOR TOOLS	5000-60-6006-000000-666102	$0.00	$457.57	$0.00	0%	
WTSOURCE -ENERGY - ELECTRIC	5000-60-6006-000000-666202	$7,800.00	$4,326.88	$6,574.00	-15.7%	
WTMETER -SUPPL - OFFICE	5000-60-6007-000000-666101	$300.00	$331.27	$300.00	0%	
WTMETER -SUPPL-MINOR TOOLS	5000-60-6007-000000-666102	$8,747.50	$11,043.88	$8,500.00	-2.8%	
WTMETER -SUPPL - NON-EXPEND	5000-60-6007-000000-666103	$5,000.00	$2,534.76	$5,000.00	0%	
WTMETER -SUPPL-WEAR-APPARL	5000-60-6007-000000-666105	$1,800.00	$718.70	$1,800.00	0%	
WTMETER -SUPPL-CHEMIC&MEDIC	5000-60-6007-000000-666106	$2,000.00	$1,194.64	$2,000.00	0%	
WTMETER -SUPPL-JANITOR/MECH	5000-60-6007-000000-666107	$1,000.00	$560.35	$1,000.00	0%	
WTMETER -SUPPL - OTHER	5000-60-6007-000000-666110	$1,000.00	$433.45	$1,000.00	0%	
WTMETER -ENERGY - ELECTRIC	5000-60-6007-000000-666202	$389.13	$748.19	$615.00	58%	
WTMETER -FUEL&LUBR - UNLEAD	5000-60-6007-000000-666301	$35,000.00	$42,447.18	$55,901.00	59.7%	
WTMETER -FUEL&LUBR - LUBRS	5000-60-6007-000000-666303	$200.00	$43.85	$67.00	-66.5%	
WTMETER -FLT SVC ALLOC.	5000-60-6007-000000-666825	$4,393.00	$3,660.80	$21,702.00	394%	
SUPPL - OFFICE	5000-60-6008-000000-666101	$500.00	$62.39	$500.00	0%	
SUPPL-MINOR TOOLS	5000-60-6008-000000-666102	$1,000.00	$554.60	$1,000.00	0%	
SUPPL - NON-EXPEND	5000-60-6008-000000-666103	$5,000.00	$199.98	$5,000.00	0%	
SUPPL-CHEMIC&MEDIC	5000-60-6008-000000-666106	$750.00	$93.88	$750.00	0%	
SUPPL-JANITOR/MECH	5000-60-6008-000000-666107	$500.00	$326.82	$500.00	0%	

Name	Account ID	FY2022 Amended Budget	FY2022 Actual	FY2023 Budgeted	FY2022 Amended Budget vs. FY2023 Budgeted (% Change)	Notes
SUPPL-BOTANIC/AGRI	5000-60-6008-000000-666108	$1,760.83	$2,217.17	$2,500.00	42%	
SUPPL - OTHER	5000-60-6008-000000-666110	$900.16	$951.70	$1,000.00	11.1%	
ENERGY -ELECTRIC	5000-60-6008-000000-666202	$54,000.00	$11,715.29	$9,661.00	-82.1%	
FUEL&LUBR- DIESEL FUEL	5000-60-6008-000000-666302	$0.00	$42,889.00	$42,889.00	N/A	
WTR G&A -SUPPL - OFFICE	5000-60-6010-000000-666101	$2,861.71	$4,196.04	$3,000.00	4.8%	
WTGEN&ADMN -SUPPL-MINOR TOOLS	5000-60-6010-000000-666102	$2,000.00	$72.18	$2,000.00	0%	
WTGEN&ADMN -SUPPL - NON-EXPEND	5000-60-6010-000000-666103	$2,279.42	$2,486.35	$2,500.00	9.7%	
WTGEN&ADMN -SUPPL - SOFTWARE	5000-60-6010-000000-666104	$0.00	$72.00	$0.00	0%	
WTR G&A -SUPPL - OTHER	5000-60-6010-000000-666110	$5,000.00	$3,215.45	$5,000.00	0%	
WTCUSTACCT -SUPPL - OFFICE	5000-60-6011-000000-666101	$230,000.00	$205,989.96	$240,000.00	4.3%	
WTCUSTACCT -SUPPL-MINOR TOOLS	5000-60-6011-000000-666102	$1,000.00	$265.48	$1,000.00	0%	
WTCUSTACCT -SUPPL - NON-EXPEND	5000-60-6011-000000-666103	$10,000.00	$6,064.54	$10,000.00	0%	
WTCUSTACCT -SUPPL - SOFTWARE	5000-60-6011-000000-666104	$0.00	$0.00	$300.00	N/A	
WTCUSTACCT -SUPPL-WEAR-APPARL	5000-60-6011-000000-666105	$368.34	$548.34	$0.00	-100%	
WTCUSTACCT -SUPPL-CHEMIC&MEDIC	5000-60-6011-000000-666106	$500.00	$0.00	$500.00	0%	
WTCUSTACCT -SUPPL-JANITOR/MECH	5000-60-6011-000000-666107	$3,000.00	$80.43	$3,000.00	0%	
WTCUSTACCT -SUPPL - OTHER	5000-60-6011-000000-666110	$5,500.00	$10,737.60	$5,500.00	0%	
WTCUSTACCT -ENERGY-HEAT&FUEL	5000-60-6011-000000-666201	$15,250.00	$9,097.56	$10,296.00	-32.5%	
WTCUSTACCT -ENERGY - ELECTRIC	5000-60-6011-000000-666202	$150,000.00	$97,365.18	$136,508.00	-9%	
WWCOLLECT -SUPPL - OFFICE	5100-61-6103-000000-666101	$5,500.00	$8,828.71	$6,000.00	9.1%	
WWCOLLECT -SUPPL-MINOR TOOLS	5100-61-6103-000000-666102	$70,000.00	$62,957.37	$70,000.00	0%	
WWCOLLECT -SUPPL - NON-EXPEND	5100-61-6103-000000-666103	$70,000.00	$72,095.95	$70,000.00	0%	
WWCOLLECT -SUPPL - SOFTWARE	5100-61-6103-000000-666104	$0.00	$1,399.00	$1,050.00	N/A	
WWCOLLECT -SUPPL-WEAR-APPARL	5100-61-6103-000000-666105	$5,500.00	$5,234.02	$8,000.00	45.5%	

Name	Account ID	FY2022 Amended Budget	FY2022 Actual	FY2023 Budgeted	FY2022 Amended Budget vs. FY2023 Budgeted (% Change)	Notes
WWCOLLECT -SUPPL-CHEMIC&MEDIC	5100-61-6103-000000-666106	$30,000.00	$30,027.10	$30,000.00	0%	
WWCOLLECT -SUPPL-JANITOR/MECH	5100-61-6103-000000-666107	$7,436.39	$12,066.95	$8,000.00	7.6%	
WWCOLLECT -SUPPL-BOTANIC/AGRI	5100-61-6103-000000-666108	$1,000.00	$0.00	$1,000.00	0%	
WWCOLLECT -SUPPL - OTHER	5100-61-6103-000000-666110	$4,500.00	$6,962.36	$4,500.00	0%	
WWCOLLECT -ENERGY - ELECTRIC	5100-61-6103-000000-666202	$215,000.00	$121,677.64	$192,430.00	-10.5%	
WWCOLLECT -ENER-PROP/BUT/ACET	5100-61-6103-000000-666205	$79.74	$146.80	$39.00	-51.1%	
WWCOLLECT -FUEL&LUBR - UNLEAD	5100-61-6103-000000-666301	$21,000.00	$27,012.56	$32,897.00	56.7%	
WWCOLLECT -FUEL&LUB-DIESEL	5100-61-6103-000000-666302	$71,000.00	$63,186.12	$97,183.00	36.9%	
WWCOLLECT -FUEL&LUBR - LUBRS	5100-61-6103-000000-666303	$2,000.00	$1,820.69	$2,309.00	15.5%	
WWCOLLECT -FLT SVC ALLOC.	5100-61-6103-000000-666825	$19,316.00	$16,096.70	$225,680.00	1,068.4%	
WWENVIRONM -SUPPL - OFFICE	5100-61-6105-000000-666101	$4,000.00	$1,896.26	$4,000.00	0%	
WWENVIRONM -SUPPL-MINOR TOOLS	5100-61-6105-000000-666102	$2,000.00	$181.73	$2,000.00	0%	
WWENVIRONM -SUPPL - NON-EXPEND	5100-61-6105-000000-666103	$5,000.00	$4,595.24	$5,000.00	0%	
WWENVIRONM -SUPPL-WEAR-APPARL	5100-61-6105-000000-666105	$600.00	$588.15	$600.00	0%	
WWENVIRONM -SUPPL-CHEMIC&MEDIC	5100-61-6105-000000-666106	$1,000.00	$306.66	$1,000.00	0%	
WWENVIRONM -SUPPL-JANITOR/MECH	5100-61-6105-000000-666107	$150.00	$264.15	$200.00	33.3%	
WWENVIRONM -SUPPL - OTHER	5100-61-6105-000000-666110	$2,600.00	$463.76	$2,600.00	0%	
WWENVIRONM -ENERGY - ELECTRIC	5100-61-6105-000000-666202	$50.00	$33.68	$48.00	-4%	
WWENVIRONM -FUEL&LUBR -UNLEAD	5100-61-6105-000000-666301	$15,000.00	$11,148.00	$20,601.00	37.3%	
WWENVIRONM -FUEL&LUBR - LUBRS	5100-61-6105-000000-666303	$200.00	$0.00	$0.00	-100%	
WWENVIRONM -FLT SVC ALLOC.	5100-61-6105-000000-666825	$2,359.00	$1,965.80	$10,090.00	327.7%	
WWGEN&ADMN -SUPPL - OFFICE	5100-61-6110-000000-666101	$3,000.00	$4,197.51	$3,000.00	0%	
WWGEN&ADMN -SUPPL-MINOR TOOLS	5100-61-6110-000000-666102	$500.00	$204.18	$500.00	0%	
WWGEN&ADMN -SUPPL - NON-EXPEND	5100-61-6110-000000-666103	$2,500.00	$2,456.50	$2,500.00	0%	

Name	Account ID	FY2022 Amended Budget	FY2022 Actual	FY2023 Budgeted	FY2022 Amended Budget vs. FY2023 Budgeted (% Change)	Notes
WWGEN&ADMN -SUPPL - SOFTWARE	5100-61-6110-000000-666104	$0.00	$72.00	$0.00	0%	
WWGEN&ADMN- SUPPL - OTHER	5100-61-6110-000000-666110	$5,400.00	$3,537.75	$5,400.00	0%	
WMRCPOPS -SUPPL - OFFICE	5160-62-6204-000000-666101	$6,500.00	$4,836.92	$6,500.00	0%	
WMRCPOPS -SUPPL-MINOR TOOLS	5160-62-6204-000000-666102	$45,000.00	$31,762.21	$45,000.00	0%	
WMRCPOPS -SUPPL - NON-EXPEND	5160-62-6204-000000-666103	$60,000.00	$53,462.21	$60,000.00	0%	
WMRCPOPS -SUPPL-WEAR-APPARL	5160-62-6204-000000-666105	$8,000.00	$7,529.55	$11,000.00	37.5%	
WMRCPOPS -SUPPL-CHEMIC&MEDIC	5160-62-6204-000000-666106	$700,000.00	$563,269.15	$1,445,000.00	106.4%	
WMRCPOPS -SUPPL-JANITOR/MECH	5160-62-6204-000000-666107	$10,000.00	$7,932.86	$10,000.00	0%	
WMRCPOPS -SUPPL - OTHER	5160-62-6204-000000-666110	$9,500.00	$5,625.05	$9,500.00	0%	
WMRCPOPS -ENERGY-HEAT&FUEL	5160-62-6204-000000-666201	$410,000.00	$302,849.06	$357,841.00	-12.7%	
WMRCPOPS -ENERGY - ELECTRIC	5160-62-6204-000000-666202	$1,200,000.00	$860,621.54	$971,573.00	-19%	
WMRCPOPS -ENER-PROP/BUT/ACET	5160-62-6204-000000-666205	$1,500.00	$791.76	$1,801.00	20.1%	
WMRCPOPS -FUEL&LUBR - UNLEAD	5160-62-6204-000000-666301	$10,250.00	$8,286.59	$12,205.00	19.1%	
WMRCPOPS -FUEL&LUB-DIESEL	5160-62-6204-000000-666302	$20,000.00	-$3,678.01	$2,964.00	-85.2%	
WMRCPOPS -FUEL&LUBR - LUBRS	5160-62-6204-000000-666303	$18,500.00	$20,134.04	$22,992.00	24.3%	
WMRCPOPS -FLT SVC ALLOC.	5160-62-6204-000000-666825	$3,253.00	$2,710.80	$32,135.00	887.9%	
WMRBULLOPS -SUPPL - OFFICE	5160-62-6205-000000-666101	$500.00	$608.17	$500.00	0%	
WMRBULLOPS -SUPPL-MINOR TOOLS	5160-62-6205-000000-666102	$5,000.00	$7,891.58	$7,500.00	50%	
WMRBULLOPS -SUPPL - NON-EXPEND	5160-62-6205-000000-666103	$7,500.00	$2,587.40	$7,500.00	0%	
WMRBULLOPS -SUPPL-WEAR-APPARL	5160-62-6205-000000-666105	$521.81	$521.81	$500.00	-4.2%	
WMRBULLOPS -SUPPL-CHEMIC&MEDIC	5160-62-6205-000000-666106	$59,603.67	$51,814.62	$112,800.00	89.3%	
WMRBULLOPS -SUPPL-JANITOR/MECH	5160-62-6205-000000-666107	$2,000.00	$1,353.04	$2,000.00	0%	
WMRBULLOPS -SUPPL - OTHER	5160-62-6205-000000-666110	$200.00	$37.13	$200.00	0%	
WMRBULLOPS -ENERGY - ELECTRIC	5160-62-6205-000000-666202	$80,000.00	$78,982.40	$75,711.00	-5.4%	

Name	Account ID	FY2022 Amended Budget	FY2022 Actual	FY2023 Budgeted	FY2022 Amended Budget vs. FY2023 Budgeted (% Change)	Notes
WMRBULLOPS - LUBRICANTS	5160-62-6205-000000-666303	$3,000.00	$334.50	$513.00	-82.9%	
WMRGEN&ADM-SUPPL - NON-EXPEN	5160-62-6210-000000-666103	$0.00	$93.34	$0.00	0%	
WMRGEN&ADM -SUPPL - OTHER	5160-62-6210-000000-666110	$5,500.00	$2,539.22	$5,500.00	0%	
Total Supplies:		**$8,236,385.07**	**$6,674,246.82**	**$10,727,971.00**	**30.3%**	
Other Operating Expenses						
WTTRANDIST -OTHEXP-INVADJ WH2	5000-60-6003-000000-678322	$0.00	-$1.04	$0.00	0%	
WTR G&A -OTH EXP - PILOT	5000-60-6010-000000-678301	$3,964,917.00	$3,304,097.50	$4,106,963.00	3.6%	
WTR G&A -OTH EXP - FRANCH FEES	5000-60-6010-000000-678302	$2,148,767.00	$1,790,639.20	$2,149,036.00	0%	
WTR G&A -OTH EXP -BAD DEBTS	5000-60-6010-000000-678303	$100,000.00	$0.00	$0.00	-100%	
WTR G&A -OTH EXPS-INDIRECT	5000-60-6010-000000-678304	$2,941,255.00	$2,451,045.80	$3,062,524.00	4.1%	
WTCUSTACCT -OTH EXP-BANK CHG	5000-60-6011-000000-678328	$625,000.00	$490,737.99	$625,000.00	0%	
WWTREATMNT -OTH EXPS-WMARSS	5100-61-6104-000000-678309	$10,035,357.00	$6,663,675.03	$12,405,486.00	23.6%	
WW G&A -OTH EXP - PILOT	5100-61-6110-000000-678301	$1,145,758.00	$954,798.30	$1,275,286.00	11.3%	
WW G&A -OTH EXP - FRANCH FEES	5100-61-6110-000000-678302	$1,523,605.00	$1,269,670.80	$1,626,734.00	6.8%	
WW G&A -OTH EXP -BAD DEBTS	5100-61-6110-000000-678303	$60,215.00	$0.00	$0.00	-100%	
WW G&A -OTH EXPS-INDIRECT	5100-61-6110-000000-678304	$1,203,547.00	$1,002,955.80	$1,334,550.00	10.9%	
WMRGEN&ADM -OTH EXPS-INDIRECT	5160-62-6210-000000-678304	$825,329.00	$687,774.20	$802,213.00	-2.8%	
Total Other Operating Expenses:		**$24,573,750.00**	**$18,615,393.58**	**$27,387,792.00**	**11.5%**	
Contracts with Other						
WTR G&A -CONT -KEEPWACO BEAUT	5000-60-6010-000000-688908	$7,123.00	$7,123.00	$7,123.00	0%	
Total Contracts with Other:		**$7,123.00**	**$7,123.00**	**$7,123.00**	**0%**	
Interdepartmental Billings						
WTTRANDIST -BILLINGS-FRM OTHER	5000-60-6003-000000-698402	$539,850.00	$416,666.70	$500,000.00	-7.4%	
BILLINGS - FROM OTHERS	5000-60-6010-000000-698402		$0.00	$52,522.00	N/A	

Name	Account ID	FY2022 Amended Budget	FY2022 Actual	FY2023 Budgeted	FY2022 Amended Budget vs. FY2023 Budgeted (% Change)	Notes
WTCUSTACCT -BILLINGS TO OTHERS	5000-60-6011-000000-698401	$31,350.00	$7,837.50	$0.00	-100%	
WWCOLLECT -BILLINGS FRM OTHERS	5100-61-6103-000000-698402	$656,211.00	$546,842.50	$656,211.00	0%	
WW G&A -BILLINGS FROM OTHERS	5100-61-6110-000000-698402	$1,630,192.00	$1,358,493.30	$1,899,919.00	16.5%	
BILLINGS - FROM OTHERS	5160-62-6210-000000-698402	$223.00	$185.80	$17,007.00	7,526.5%	
Total Interdepartmental Billings:		**$2,857,826.00**	**$2,330,025.80**	**$3,125,659.00**	**9.4%**	
Capital Expenditures						
WTTRANDIST -LAND -PURCHASE	5000-60-6003-000000-757101	$4,309,611.31	$4,309,611.31	$0.00	-100%	
WTTRANDIST -MACH & EQUIP -MACH	5000-60-6003-000000-757402	$42,500.00	$132,995.59	$42,500.00	0%	
WTTRANDIST - HEAVY EQUIPMENT	5000-60-6003-000000-757403	$175,000.00	$0.00	$155,000.00	-11.4%	
WTTRANDIST -MACH & EQUIP - VEH	5000-60-6003-000000-757404	$672,774.40	$98,368.90	$227,500.00	-66.2%	
WTTREATMNT -MACH & EQUIP -MACH	5000-60-6004-000000-757402	$226,600.00	$62,088.00	$73,000.00	-67.8%	
WTTREATMNT -MACH & EQUIP - VEH	5000-60-6004-000000-757404	$0.00	$0.00	$125,000.00	N/A	
WTTREATMNT -MACH&EQUP-PUMP STA	5000-60-6004-000000-757405	$178,000.00	$0.00	$0.00	-100%	
WTLABORAT -MACH & EQUIP -MACH	5000-60-6005-000000-757402	$15,000.00	$0.00	$0.00	-100%	
WTMETER -MACH & EQUIP -VEH	5000-60-6007-000000-757404	$30,000.00	$0.00	$40,000.00	33.3%	
WTCUSTACCT -MACH & EQUIP -MACH	5000-60-6011-000000-757402	$42,847.75	$45,847.75	$0.00	-100%	
WWCOLLECT -MACH & EQUIP -MACH	5100-61-6103-000000-757402	$67,764.09	$62,169.08	$142,500.00	110.3%	
WWCOLLECT - HEAVY EQUIPMENT	5100-61-6103-000000-757403	$175,000.00	$0.00	$155,000.00	-11.4%	
WWCOLLECT -MACH & EQUIP - VEH	5100-61-6103-000000-757404	$849,106.16	$431,379.21	$522,500.00	-38.5%	
WMRCPOPS -MACH & EQUIP -MACH	5160-62-6204-000000-757402	$1,933,127.72	$1,054,129.00	$1,008,250.00	-47.8%	
WMRCPOPS -MACH & EQUIP -VEH	5160-62-6204-000000-757404	$45,000.00	$0.00	$90,000.00	100%	
Total Capital Expenditures:		**$8,762,331.43**	**$6,196,588.84**	**$2,581,250.00**	**-70.5%**	
Debt Service						
WTTRANDIST-CAPITALIZE INTEREST	5000-60-6003-000000-808517	$55,414.00	$55,414.00	$0.00	-100%	

Name	Account ID	FY2022 Amended Budget	FY2022 Actual	FY2023 Budgeted	FY2022 Amended Budget vs. FY2023 Budgeted (% Change)	Notes
Total Debt Service:		**$55,414.00**	**$55,414.00**	**$0.00**	**-100%**	
Transfers Out						
WTGEN&ADMIN -XER TO WTR GO I&S	5000-60-6010-000000-895003	$20,132,526.00	$20,067,173.68	$20,803,130.00	3.3%	
WTR G&A -XFER TO - WATER $CIP	5000-60-6010-000000-895051	$1,500,000.00	$1,500,000.00	$1,500,000.00	0%	
WWGEN&ADMIN -XFER TO WW GO I&S	5100-61-6110-000000-895103	$13,975,474.00	$13,958,734.45	$13,825,455.00	-1.1%	
WW G&A -XFER TO - SEWER $CIP	5100-61-6110-000000-895151	$1,000,000.00	$1,000,000.00	$1,000,000.00	0%	
TRANSFER TO -WASTEWATER O&M	5160-62-6210-000000-895100	$369,994.00	$308,328.30	$369,994.00	0%	
WMR G&A -XFER TO WMARSS GO I&S	5160-62-6210-000000-895173	$1,487,004.00	$1,487,090.62	$2,082,147.00	40%	
Total Transfers Out:		**$38,464,998.00**	**$38,321,327.05**	**$39,580,726.00**	**2.9%**	
not used						
WTR G&A -GAIN-LOSS	5000-60-6010-000000-818701	$0.00	$490,378.54	$0.00	0%	
Total not used:		**$0.00**	**$490,378.54**	**$0.00**	**0%**	
Total Expense Objects:		**$113,538,645.75**	**$95,365,643.79**	**$116,760,696.00**	**2.8%**	

Solid Waste

Mission Statement
To provide exceptional customer service, improve quality of life, protect public health and the environment through sustainable practices that ensure efficient planning, collection, recycling, diversion, and disposal of municipal solid waste.

Departmental Overview
The Solid Waste Department provides community-based, environmentally sound, and cost-effective waste management services in the form of residential, commercial, industrial, and institutional garbage collection, alley clean-up, litter abatement, illegal dumping enforcement, and disposal. These essential services are provided to approximately 41,000 residential and 4,800 commercial customers using best practices of the solid waste industry. Through combinations of its own workforce operations and regional partnerships and alliances with Keep Waco Beautiful, McLennan County Sheriff's Department and Goodwill Services, the department is committed to providing services in a cost-efficient manner.

Through use of smart routing software and hardware, the Solid Waste Department monitors, refines and analyzes performance measures and adjusts policies and programming if necessary. These data-driven techniques ensure optimal service delivery to the diverse neighborhoods and businesses within the city and enable forward thinking design of the collection and management of waste. To proactively focus on customer needs, the department utilizes various outreach media channels and community engagement to inform customers and gather feedback. The Solid Waste Department is built around a diverse workforce of men and women, where differences are celebrated through team building meetings, safety focused training and inclusivity. Team approaches in problem solving and work allocation as well as the ability to voice concerns to supportive leadership encourages team cohesion and a feeling of connection.

The Solid Waste Department has developed a comprehensive portfolio of recycling services and diversion programs to preserve the life of the landfill, promote the recovery of natural resources, and enable long term sustainability to enhance the quality of life. These services include the residential curbside recycling program, residential curbside yard waste program, brush and bulky waste pick-up, operation of the Cobbs Citizen's Collection Station, apartment and multi-unit complex recycling and commercial recycling programs. In addition, the Waco landfill operates a Citizen Convenience Center that diverts white goods, metal, tires, glass, plastics, electronic waste, Styrofoam and brush for resource recovery and recycling. To further encourage waste diversion and proper waste management among the communities it serves, the Solid Waste Department participates in many educational and outreach programs, as well as various community organizations such as the Texas Product Stewardship Council/State of Texas Alliance for Recycling (STAR), Keep Waco Beautiful, and the Heart of Texas Council of Governments Solid Waste Advisory Committee.

The Solid Waste Department hosts and participates with surrounding communities to provide diversion and recycling events including Household Hazardous Waste Day and Scrap Tire Collection Day. Solid Waste Department maintains a partnership with the McLennan County Sheriff's Department through the funding of officers to enforce illegal dumping laws throughout Greater Waco and the County; and fund Goodwill Services for Highway 84 litter abatement. A city owned and operated 237-acre landfill is managed for the end disposal of wastes originating in Waco and the surrounding region.

Divisions and FTEs

Division	FTE Count
General & Administration	1
Administration	9
Recyclying	5
Commercial	18
Residential	39
Landfill	26
Repair	4
Total	102

Programs of Service

Solid Waste Administration is responsible for the following:

- Provide quality customer service for the collection and billing of solid waste services.
- Promote recycling and diversion.

- Planning and permitting for current and future waste management facilities.

Residential Solid Waste is responsible for the following:

- Provide cost effective, environmentally sound solid waste collection services to the citizens of Waco.
- Promote recycling and diversion.

Alley Clean-Up Program

- Solid Waste Department provides alley cleanup and litter abatement in approximately 61 miles of alleys that have access from a public road and are not abandoned. The services provided include:
    - Removal and cleaning of trash and bulky items (tires included)
    - Mowing
    - Minor tree and brush trimming
    - Respond to illegal dumping on call

Commercial Solid Waste is responsible for the following:

- Provide cost effective, environmentally sound solid waste collection services to local, state, and national businesses within the City of Waco.
- Promote recycling and diversion.
- Practice sound container management.

Landfill Solid Waste is responsible for the following:

- Provide environmentally safe placement of wastes generated within the City and surrounding region. Recycling services for metal, cardboard, brush, and Freon appliances are provided as well.

FY23 Objective

- Continue permitting and engineering design of a new landfill site.
- Strengthen partnerships with Keep Waco Beautiful, Goodwill Services, McLennan County and City Center Waco to promote, educate, and maintain a clean city.
- Continue to prioritize programs for diversion of waste to conserve landfill airspace.
- Continue public outreach and education through social media, smart apps, and community engagement.
- Continue to hold Household Hazard Waste Day and Scrap Tire Day collection events.

FY23 Alignment with City Strategic Goals

- Building a high performing department by investing resources in core functions based on executive team and council priorities.
- Creating a culture of equity by offering the same suite of services to all districts and communities.
- Enhance the quality of life within service areas through best management practices, litter and illegal dumping abatement, waste collection and diversion.
- Facilitate economic development by offering a wide suite of services to residents and businesses that promotes a clean city.
- Improve infrastructure through permitting and planning for future solid waste facilities that serve the entire community.
- Provide a safe and vibrant city through waste collection, alley clearing and litter abatement.
- Support sustainability and resiliency by implementation of best management practices in waste management, diversion and recycling and regional approaches to service delivery in order to produce efficiencies and cost savings, as well as ultimately improve services to our community.

Performance Measures

Strategic Goal: Build a High Performing Government, Support Sustainability and Improve Infrastructure	
Performance Indicators	Proposed FY 2022-2023
Collection Operations: - Residential Solid Waste Collected (tons) - Residential Recyclables Collected (tons) - Commercial Solid Waste Collected (tons) - Commercial Recyclables Collected (tons) - Customer Services Calls	- Maintain SW collected proportional to growth for commercial and residential - Increase recyclables collected through additional education and outreach - Reduce calls through improved outreach and education
Land Operations: - Solid Waste Landfilled (tons) - Solid Waste Diverted (tons and %) - Total Number of Customers	- Reduce SW landfilled to extend useful life - Increase % SW diverted from landfill - Maintain or decrease customers to extend useful life

Cobbs Recycling Center: - Solid Waste Recycled and Diverted (tons) - Bulky Solid Waste Collected (tons) - Total Number of Customers	- Increase total tons recycled and diverted - Maintain bulky received to be proportional to total customers - Increase customers through outreach
Solid Waste Programs - Alley and Illegal Dumping Program - Household Hazardous Day -Scrap Tire Day	- Service all alleys 1x/year and avg 3 day clean up of illegal dumping - Increase customers for HHW and Scrap tire day through outreach

Department Diversity
By Race/Ethnicity and Gender

	American Indian/Alaskan Native	Hispanic or Latino	Asian	Black or African American	Native Hawaiian or Pacific Islander	White	Two or More Races		Male	Female
City of Waco Population*	0.4%	31.8%	2.2%	20.6%	0.1%	43.7%	6.4%		48.4%	51.6%
City Organization	1%	19%	1%	10%	0%	67%	2%		64%	36%
Solid Waste	1%	16%	0%	15%	0%	65%	2%		86%	14%

*U.S.Census Bureau: https://www.census.gov/quickfacts/wacocitytexas

Expenditures Summary

The Solid Waste department will see an increase in their base budget for FY 23 to keep up with inflationary cost. The department will also receive new and replacement radio equipment, one new staff member, and conduct a solar study at the current landfill.

$27,115,329 **$4,496,829**
(19.88% vs. prior year)

Solid Waste Proposed and Historical Budget vs. Actual

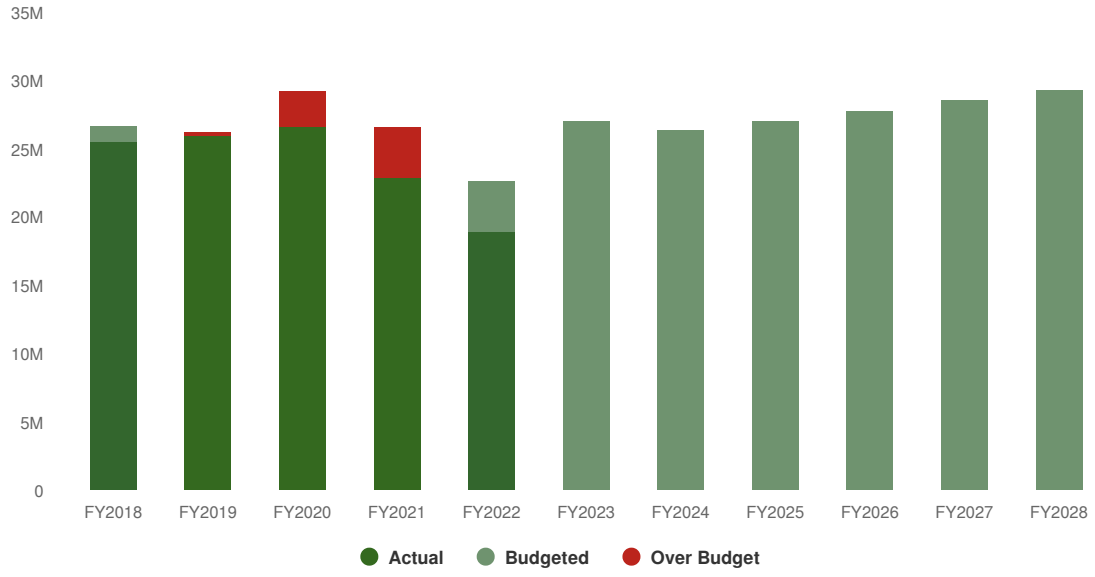

Expenditures by Fund

2023 Expenditures by Fund



Budgeted and Historical 2023 Expenditures by Fund

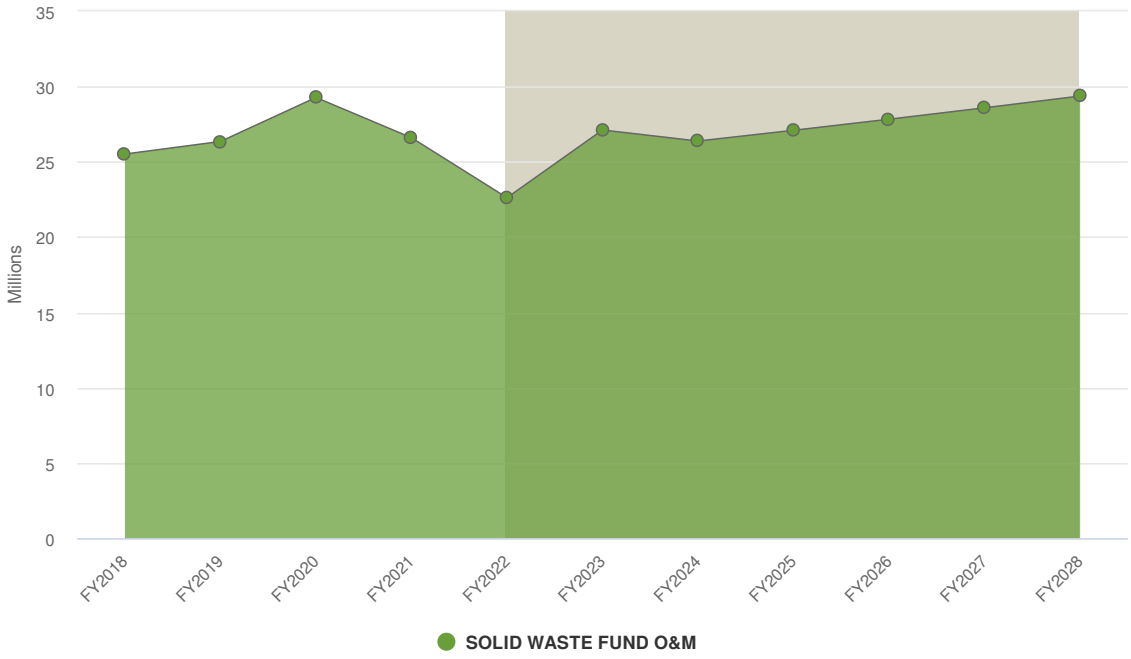

Grey background indicates budgeted figures.

Name	Account ID	FY2022 Amended Budget	FY2022 Actual	FY2023 Budgeted	FY2022 Amended Budget vs. FY2023 Budgeted (% Change)	Notes
SOLID WASTE FUND O&M						
REGULAR SALARIES	5200-65-6561-000000-601010	$751,818.00	$578,290.98	$596,671.00	-20.6%	
OVERTIME	5200-65-6561-000000-601030	$20,000.00	$11,578.69	$19,811.00	-0.9%	
EMPLOYEE PAYOFF	5200-65-6561-000000-601070	$0.00	$49,034.18	$0.00	0%	
REGULAR SALARIES	5200-65-6562-000000-601010	$268,899.00	$179,334.32	$226,330.00	-15.8%	
OVERTIME	5200-65-6562-000000-601030	$12,000.00	$14,221.99	$36,608.00	205.1%	
EMPLOYEE PAYOFF	5200-65-6562-000000-601070	$0.00	$657.98	$0.00	0%	
REGULAR SALARIES	5200-65-6563-000000-601010	$731,032.00	$640,417.01	$962,609.00	31.7%	
OVERTIME	5200-65-6563-000000-601030	$40,000.00	$113,156.49	$119,908.00	199.8%	
REGULAR SALARIES	5200-65-6564-000000-601010	$1,626,336.00	$1,193,495.63	$1,955,721.00	20.3%	
OVERTIME	5200-65-6564-000000-601030	$155,000.00	$275,066.80	$275,201.00	77.5%	
EMPLOYEE PAYOFF	5200-65-6564-000000-601070	$0.00	$36,706.08	$0.00	0%	
REGULAR SALARIES	5200-65-6565-000000-601010	$927,751.00	$752,264.55	$1,328,813.00	43.2%	
OVERTIME	5200-65-6565-000000-601030	$68,200.00	$111,542.25	$133,168.00	95.3%	
EMPLOYEE PAYOFF	5200-65-6565-000000-601070	$0.00	$59,342.59	$0.00	0%	
REGULAR SALARIES	5200-65-6566-000000-601010	$259,575.00	$162,326.79	$201,238.00	-22.5%	
OVERTIME	5200-65-6566-000000-601030	$5,000.00	$34,588.38	$24,799.00	396%	
EMPLOYEE PAYOFF	5200-65-6566-000000-601070	$0.00	$803.11	$0.00	0%	
SWADMIN -GROUP HEALTH	5200-65-6561-000000-612101	$84,667.00	$61,393.56	$64,000.00	-24.4%	
SWADMIN -GROUP LIFE	5200-65-6561-000000-612102	$448.00	$328.17	$351.00	-21.7%	
SWADMIN -SOC SEC-MEDIC	5200-65-6561-000000-612200	$59,044.00	$46,294.16	$47,192.00	-20.1%	
SWADMIN -PENSION-	5200-65-6561-000000-612300	$115,773.00	$95,835.63	$92,532.00	-20.1%	
SWADMIN -WORK COMP	5200-65-6561-000000-612600	$8,768.00	$8,397.92	$9,909.00	13%	
SWRECYCLE -GROUP HEALTH	5200-65-6562-000000-612101	$53,879.00	$34,636.70	$40,000.00	-25.8%	
SWRECYCLE -GROUP LIFE	5200-65-6562-000000-612102	$241.00	$163.03	$198.00	-17.8%	

Name	Account ID	FY2022 Amended Budget	FY2022 Actual	FY2023 Budgeted	FY2022 Amended Budget vs. FY2023 Budgeted (% Change)	Notes
SWRECYCLE -SOC SEC-MEDIC	5200-65-6562-000000-612200	$21,489.00	$14,457.32	$20,156.00	-6.2%	
SWRECYCLE -PENSION-	5200-65-6562-000000-612300	$42,135.00	$29,132.18	$39,521.00	-6.2%	
SWRECYCLE -WORK COMP	5200-65-6562-000000-612600	$21,885.00	$13,125.93	$17,087.00	-21.9%	
SWCOMMERCL -GROUP HEALTH	5200-65-6563-000000-612101	$123,153.00	$105,164.09	$143,698.00	16.7%	
SWCOMMERCL -GROUP LIFE	5200-65-6563-000000-612102	$642.00	$553.98	$854.00	33%	
SWCOMMERCL -SOC SEC-MEDIC	5200-65-6563-000000-612200	$58,984.00	$55,179.03	$83,117.00	40.9%	
SWCOMMERCL -PENSION-	5200-65-6563-000000-612300	$115,654.00	$113,036.20	$162,971.00	40.9%	
SWCOMMERCL -WORK COMP	5200-65-6563-000000-612600	$59,748.00	$60,197.69	$83,026.00	39%	
SWRESIDENT -GROUP HEALTH	5200-65-6564-000000-612101	$215,517.00	$222,088.57	$312,000.00	44.8%	
SWRESIDENT -GROUP LIFE	5200-65-6564-000000-612102	$1,067.00	$1,076.59	$1,743.00	63.4%	
SWRESIDENT -SOC SEC-MEDIC	5200-65-6564-000000-612200	$102,555.00	$108,151.47	$171,251.00	67%	
SWRESIDENT -PENSION-	5200-65-6564-000000-612300	$201,087.00	$225,790.68	$335,786.00	67%	
SWRESIDENT -WORK COMP	5200-65-6564-000000-612600	$99,974.00	$120,215.27	$171,224.00	71.3%	
SWLANFILL -GROUP HEALTH	5200-65-6565-000000-612101	$169,335.00	$132,068.45	$207,698.00	22.7%	
SWLANFILL -GROUP LIFE	5200-65-6565-000000-612102	$791.00	$635.49	$1,179.00	49.1%	
SWLANFILL -SOC SEC-MEDIC	5200-65-6565-000000-612200	$76,190.00	$68,620.06	$112,397.00	47.5%	
SWLANFILL -PENSION-	5200-65-6565-000000-612300	$149,393.00	$138,445.57	$217,850.00	45.8%	
SWLANFILL -WORK COMP	5200-65-6565-000000-612600	$58,513.00	$55,502.48	$88,195.00	50.7%	
SWREPAIR -GROUP HEALTH	5200-65-6566-000000-612101	$46,182.00	$27,709.36	$32,000.00	-30.7%	
SWREPAIR -GROUP LIFE	5200-65-6566-000000-612102	$233.00	$148.40	$183.00	-21.5%	
SWREPAIR -SOC SEC-MEDIC	5200-65-6566-000000-612200	$20,240.00	$14,244.96	$17,292.00	-14.6%	
SWREPAIR -PENSION-	5200-65-6566-000000-612300	$39,687.00	$29,657.79	$33,906.00	-14.6%	
SWREPAIR -WORK COMP	5200-65-6566-000000-612600	$18,845.00	$13,640.09	$15,157.00	-19.6%	
SOLID WASTE - G&A -SPEC SVC	5200-65-6560-000000-623100	$0.00	$0.00	$125,000.00	N/A	

Name	Account ID	FY2022 Amended Budget	FY2022 Actual	FY2023 Budgeted	FY2022 Amended Budget vs. FY2023 Budgeted (% Change)	Notes
SWADMIN -SPEC SVC	5200-65-6561-000000-623100	$1,127,762.88	$443,941.36	$1,055,208.00	-6.4%	
SWADMIN -IT SERVICES	5200-65-6561-000000-623106	$0.00	$0.00	$160,908.00	N/A	
SWRECYCLE -SPEC SVC	5200-65-6562-000000-623100	$36,076.00	$24,981.66	$29,800.00	-17.4%	
SWRECYCLE -IT SERVICES	5200-65-6562-000000-623106	$0.00	$0.00	$7,679.00	N/A	
SWCOMMERCL -SPEC SVC	5200-65-6563-000000-623100	$0.00	$2,858.83	$5,000.00	N/A	
SWCOMMERCL -IT SERVICES	5200-65-6563-000000-623106	$0.00	$0.00	$3,328.00	N/A	
SWRESIDENT -SPEC SVC	5200-65-6564-000000-623100	$80,000.00	$60,767.04	$102,500.00	28.1%	
SWRESIDENT -SPEC SVC-TEMPS	5200-65-6564-000000-623105	$512,587.00	$555,366.70	$637,587.00	24.4%	
SWRESIDENT -IT SERVICES	5200-65-6564-000000-623106	$0.00	$0.00	$6,657.00	N/A	
SWLANFILL -SPEC SVC	5200-65-6565-000000-623100	$1,627,719.03	$1,136,111.58	$1,649,262.00	1.3%	
SWLANFILL -SPEC SVC-TEMPS	5200-65-6565-000000-623105	$250,000.00	$208,953.53	$300,000.00	20%	
SWLANFILL -IT SERVICES	5200-65-6565-000000-623106	$0.00	$0.00	$34,384.00	N/A	
SWREPAIR -SPEC SVC	5200-65-6566-000000-623100	$5,400.00	$5,438.80	$6,200.00	14.8%	
SWREPAIR -IT SERVICES	5200-65-6566-000000-623106	$0.00	$0.00	$9,985.00	N/A	
SWADMIN -UTIL SVC -WATER	5200-65-6561-000000-634101	$2,944.00	$2,599.73	$4,000.00	35.9%	
SWADMIN -UTIL SVC-REFUSE	5200-65-6561-000000-634102	$648.00	$207.68	$333.00	-48.6%	
SWADMIN -UTIL SVC -SEWER	5200-65-6561-000000-634103	$1,796.00	$1,560.40	$2,300.00	28.1%	
SWADMIN -RENT&EASEMENT	5200-65-6561-000000-634400	$4,608.00	$5,184.00	$5,350.00	16.1%	
SWLANFILL -UTIL SVC -WATER	5200-65-6565-000000-634101	$28,520.00	$13,689.92	$21,600.00	-24.3%	
SWLANFILL -UTIL SVC -SEWER	5200-65-6565-000000-634103	$3,408.00	$1,040.03	$1,800.00	-47.2%	
SWADMIN -MAINT OF BUILDINGS	5200-65-6561-000000-644701	$2,000.00	$770.95	$2,000.00	0%	
SWADMIN -MAINT-OTHR STRUCT	5200-65-6561-000000-644717	$40,000.00	$32,463.58	$0.00	-100%	
SWADMIN -MAINT - VEH PARTS	5200-65-6561-000000-644803	$1,099.00	$3,821.47	$3,147.00	186.4%	
SWADMIN -MAINT-VEH-OUTSIDE	5200-65-6561-000000-644805	$1,000.00	$935.65	$990.00	-1%	

Name	Account ID	FY2022 Amended Budget	FY2022 Actual	FY2023 Budgeted	FY2022 Amended Budget vs. FY2023 Budgeted (% Change)	Notes
SWADMIN -MAINT - VEH - MISC	5200-65-6561-000000-644810	$500.00	$245.00	$263.00	-47.4%	
SWADMIN -MAINT - OTHER	5200-65-6561-000000-644815	$13,852.00	$14,941.28	$15,296.00	10.4%	
SWADMIN-MAINT-FLEET SVC	5200-65-6561-000000-644825	$2,478.00	$2,065.00	$0.00	-100%	
SWRECYCLE -MAINT OF BUILDINGS	5200-65-6562-000000-644701	$11,600.00	$692.85	$11,600.00	0%	
SWRECYCLE -MAINT - SIGNS&MARK	5200-65-6562-000000-644711	$0.00	$835.20	$0.00	0%	
SWRECYCLE -MAINT - EQUIP	5200-65-6562-000000-644801	$25,000.00	$14,848.85	$25,000.00	0%	
SWRECYCLE -MAINT - VEH PARTS	5200-65-6562-000000-644803	$99,903.00	$34,961.42	$46,651.00	-53.3%	
SWRECYCLE -MAINT-VEH-OUTSIDE	5200-65-6562-000000-644805	$125,177.91	$101,315.24	$193,024.00	54.2%	
SWRECYCLE -MAINT - VEH - MISC	5200-65-6562-000000-644810	$1,980.00	$4,741.00	$3,839.00	93.9%	
SWRECYCLE-MAINT-FLEET SVC	5200-65-6562-000000-644825	$14,143.00	$11,785.81	$0.00	-100%	
SWCOMMERCL -MAINT - EQUIP	5200-65-6563-000000-644801	$5,000.00	$123,591.56	$5,000.00	0%	
SWCOMMERCL -MAINT - VEH PARTS	5200-65-6563-000000-644803	$322,494.00	$182,352.71	$150,113.00	-53.5%	
SWCOMMERCL -MAINT-VEH-OUTSIDE	5200-65-6563-000000-644805	$369,027.00	$458,437.15	$701,445.00	90.1%	
SWCOMMERCL -MAINT - VEH - MISC	5200-65-6563-000000-644810	$25,000.00	$51,007.00	$42,375.00	69.5%	
SWCOMMERCL-MAINT-FLEET SVC	5200-65-6563-000000-644825	$27,408.00	$22,840.00	$0.00	-100%	
SWRESIDENT -MAINT - SIGNS&MARK	5200-65-6564-000000-644711	$0.00	$1,742.25	$0.00	0%	
SWRESIDENT -MAINT - EQUIP	5200-65-6564-000000-644801	$0.00	$7,997.04	$5,000.00	N/A	
SWRESIDENT -MAINT - VEH PARTS	5200-65-6564-000000-644803	$404,010.00	$212,475.44	$169,047.00	-58.2%	
SWRESIDENT -MAINT-VEH-OUTSIDE	5200-65-6564-000000-644805	$450,000.00	$798,549.82	$1,159,712.00	157.7%	
SWRESIDENT -MAINT - VEH - MISC	5200-65-6564-000000-644810	$17,468.00	$43,386.37	$41,741.00	139%	
SWRESIDENT-MAINT-FLEET SVC	5200-65-6564-000000-644825	$34,686.00	$28,905.00	$0.00	-100%	
SWLANFILL - MAINTENANCE OF LAND	5200-65-6565-000000-644600	$30,000.00	$9,555.00	$30,000.00	0%	
SWLANFILL -MAINT OF BUILDINGS	5200-65-6565-000000-644701	$1,500.00	$3,327.27	$1,500.00	0%	
SWLANFILL -MAINT-STREETS/ROADS	5200-65-6565-000000-644708	$20,000.00	$0.00	$20,000.00	0%	

Name	Account ID	FY2022 Amended Budget	FY2022 Actual	FY2023 Budgeted	FY2022 Amended Budget vs. FY2023 Budgeted (% Change)	Notes
SWLANFILL -MAINT - SIGNS&MARK	5200-65-6565-000000-644711	$3,000.00	$707.54	$3,000.00	0%	
SWLANFILL -MAINT-OTHR STRUCT	5200-65-6565-000000-644717	$6,000.00	$9,305.78	$9,000.00	50%	
SWLANFILL -MAINT - EQUIP	5200-65-6565-000000-644801	$43,500.00	$8,362.59	$43,500.00	0%	
SWLANFILL -MAINT - VEH PARTS	5200-65-6565-000000-644803	$91,067.00	$59,776.41	$96,789.00	6.3%	
SWLANFILL -MAINT-VEH-OUTSIDE	5200-65-6565-000000-644805	$185,000.00	$298,321.00	$279,741.00	51.2%	
SWLANFILL -MAINT - VEH - MISC	5200-65-6565-000000-644810	$5,000.00	$760.00	$808.00	-83.8%	
SWLANFILL -MAINT - OTHER	5200-65-6565-000000-644815	$416.00	$5,204.99	$5,150.00	1,138%	
SWLANFILL-MAINT-FLEET SVC	5200-65-6565-000000-644825	$11,975.00	$9,979.20	$0.00	-100%	
SWREPAIR -MAINT OF BUILDINGS	5200-65-6566-000000-644701	$6,448.00	$6,147.27	$6,448.00	0%	
SWREPAIR -MAINT - STORM SEWERS	5200-65-6566-000000-644706	$10,000.00	$0.00	$10,000.00	0%	
SWREPAIR -MAINT - EQUIP	5200-65-6566-000000-644801	$150,000.00	$48,742.21	$150,000.00	0%	
SWREPAIR -MAINT - VEH PARTS	5200-65-6566-000000-644803	$24,817.00	$6,400.21	$10,777.00	-56.6%	
SWREPAIR -MAINT-VEH-OUTSIDE	5200-65-6566-000000-644805	$15,766.45	$37,098.21	$39,617.00	151.3%	
SWREPAIR -MAINT - VEH - MISC	5200-65-6566-000000-644810	$4,039.00	$294.99	$214.00	-94.7%	
SWREPAIR-MAINT-FLEET SVC	5200-65-6566-000000-644825	$2,116.00	$1,763.30	$0.00	-100%	
SWGEN&ADMN -INSUR - PROPERTY	5200-65-6560-000000-655100	$5,914.00	$5,914.00	$7,641.00	29.2%	
SWGEN&ADMN -INSUR - AUTO LIAB	5200-65-6560-000000-655200	$45,394.00	$45,394.00	$65,744.00	44.8%	
INSURANCE - GENERAL LIABILITY	5200-65-6560-000000-655300	$0.00	$0.00	$7,136.00	N/A	
SWADMIN -INSUR - GEN LIAB	5200-65-6561-000000-655300	$2,523.00	$2,523.00	$3,570.00	41.5%	
SWADMIN - COMMUNICATIONS	5200-65-6561-000000-655600	$3,561.00	$2,094.83	$2,220.00	-37.7%	
SWADMIN -CELL PHONES	5200-65-6561-000000-655602	$19,000.00	$8,047.43	$19,000.00	0%	
SWADMIN -ADVERTISING	5200-65-6561-000000-655700	$9,000.00	$7,510.45	$9,000.00	0%	
SWADMIN -ADVERT-PROMO	5200-65-6561-000000-655701	$9,000.00	$766.34	$9,000.00	0%	
SWADMIN -TRAVEL&TRAIN	5200-65-6561-000000-655800	$10,000.00	$8,133.08	$12,000.00	20%	

Name	Account ID	FY2022 Amended Budget	FY2022 Actual	FY2023 Budgeted	FY2022 Amended Budget vs. FY2023 Budgeted (% Change)	Notes
SWADMIN -DUES AND MEMB	5200-65-6561-000000-655850	$2,098.00	$1,073.75	$2,098.00	0%	
SWADMIN -OTH PURCHSVC-EQUIP	5200-65-6561-000000-655901	$6,903.00	$1,066.76	$1,292.00	-81.3%	
SWADMIN -OTH PURCHSVC -COMP	5200-65-6561-000000-655908	$7,000.00	$9,988.41	$9,600.00	37.1%	
SWADMIN -LEASE EXPENSE	5200-65-6561-000000-656000	$0.00	$0.00	$5,392.00	N/A	
SWRECYCLE -INSUR - GEN LIAB	5200-65-6562-000000-655300	$6,726.00	$6,726.00	$1,205.00	-82.1%	
SWRECYCLE -COMMUNICATIONS	5200-65-6562-000000-655600	$4,140.00	$6,425.71	$19,080.00	360.9%	
SWRECYCLE -ADVERT-PROMO	5200-65-6562-000000-655701	$1,200.00	$425.00	$1,200.00	0%	
SWRECYCLE -OTH PURCHSVC-EQUIP	5200-65-6562-000000-655901	$3,000.00	$2,762.55	$1,632.00	-45.6%	
SWCOMMERCL -INSUR - GEN LIAB	5200-65-6563-000000-655300	$9,248.00	$9,248.00	$3,257.00	-64.8%	
SWRESIDENT -INSUR - GEN LIAB	5200-65-6564-000000-655300	$17,457.00	$17,457.00	$6,353.00	-63.6%	
SWLANFILL -INSUR - GEN LIAB	5200-65-6565-000000-655300	$7,567.00	$7,567.00	$5,860.00	-22.6%	
SWLANFILL -COMMUNICATIONS	5200-65-6565-000000-655600	$29,410.00	$18,500.41	$29,410.00	0%	
SWLANDFILL - LEGAL ADS	5200-65-6565-000000-655702	$0.00	$99.99	$0.00	0%	
SWLANFILL -TRAVEL&TRAIN	5200-65-6565-000000-655800	$2,000.00	$2,353.90	$2,000.00	0%	
SWLANFILL -OTH PURCHSVC-EQUIP	5200-65-6565-000000-655901	$4,984.00	$5,225.02	$4,984.00	0%	
SWLANFILL -OTH PURCHSVC -COMP	5200-65-6565-000000-655908	$2,059.37	$2,880.04	$2,000.00	-2.9%	
SWREPAIR -INSUR - GEN LIAB	5200-65-6566-000000-655300	$2,101.00	$2,101.00	$820.00	-61%	
SWREPAIR -TRAVEL&TRAIN	5200-65-6566-000000-655800	$0.00	$0.00	$2,000.00	N/A	
SWREPAIR -OTH PURCHSVC-EQUIP	5200-65-6566-000000-655901	$1,200.00	$1,709.15	$1,600.00	33.3%	
SWADMIN -SUPPL - OFFICE	5200-65-6561-000000-666101	$22,500.00	$14,038.41	$22,500.00	0%	
SWADMIN -SUPPL-MINOR TOOLS	5200-65-6561-000000-666102	$1,500.00	$619.19	$1,500.00	0%	
SWADMIN -SUPPL - NON-EXPEND	5200-65-6561-000000-666103	$14,846.14	$19,194.41	$14,686.00	-1.1%	
SWADMIN -SUPPL - SOFTWARE	5200-65-6561-000000-666104	$0.00	$355.00	$0.00	0%	
SWADMIN -SUPPL-WEAR-APPARL	5200-65-6561-000000-666105	$45,000.00	$14,186.89	$45,000.00	0%	

Name	Account ID	FY2022 Amended Budget	FY2022 Actual	FY2023 Budgeted	FY2022 Amended Budget vs. FY2023 Budgeted (% Change)	Notes
SWADMIN -SUPPL-CHEMIC&MEDIC	5200-65-6561-000000-666106	$4,500.00	$1,532.07	$4,500.00	0%	
SWADMIN -SUPPL-JANITOR/MECH	5200-65-6561-000000-666107	$7,500.00	$8,895.13	$7,500.00	0%	
SWADMIN -SUPPL - OTHER	5200-65-6561-000000-666110	$21,339.00	$15,496.99	$21,339.00	0%	
SWADMIN -ENERGY-HEAT&FUEL	5200-65-6561-000000-666201	$8,000.00	$8,024.80	$8,472.00	5.9%	
SWADMIN -ENERGY -ELECTRIC	5200-65-6561-000000-666202	$0.00	$8,878.63	$7,545.00	N/A	
SWADMIN -FUEL&LUBR -UNLEAD	5200-65-6561-000000-666301	$12,023.00	$11,284.88	$12,316.00	2.4%	
FUEL & LUBRICANT -DIESEL FUEL	5200-65-6561-000000-666302	$159.00	$55.00	$0.00	-100%	
SWADMIN -FUEL&LUBR -LUBRS	5200-65-6561-000000-666303	$100.00	$0.00	$0.00	-100%	
SWADMIN -FLT SVC ALLOC.	5200-65-6561-000000-666825	$885.00	$737.50	$4,580.00	417.5%	
SWRECYCLE -SUPPL -OFFICE	5200-65-6562-000000-666101	$250.00	$81.40	$250.00	0%	
SWRECYCLE -SUPPL-MINOR TOOLS	5200-65-6562-000000-666102	$1,000.00	$671.82	$1,000.00	0%	
SWRECYCLE -SUPPL -NON-EXPEND	5200-65-6562-000000-666103	$25,000.00	$8,748.39	$30,400.00	21.6%	
SWRECYCLE -SUPPL-WEAR-APPARL	5200-65-6562-000000-666105	$0.00	$2,176.49	$2,700.00	N/A	
SWRECYCLE -SUPPL-CHEMIC&MEDIC	5200-65-6562-000000-666106	$3,165.00	$574.72	$3,165.00	0%	
SWRECYCLE -SUPPLIES-JANIT/MECH	5200-65-6562-000000-666107	$0.00	$3,834.53	$3,558.00	N/A	
SWRECYCLE -SUPPL -OTHER	5200-65-6562-000000-666110	$450.00	$1,596.08	$450.00	0%	
SWRECYCLE -ENERGY -ELECTRIC	5200-65-6562-000000-666202	$6,500.00	$1,363.07	$8,949.00	37.7%	
SWRECYCLE -FUEL&LUBR -UNLEAD	5200-65-6562-000000-666301	$5,192.00	$3,086.29	$5,637.00	8.6%	
SWRECYCLE -FUEL&LUB-DIESEL	5200-65-6562-000000-666302	$78,314.00	$60,708.95	$103,422.00	32.1%	
SWRECYCLE -FUEL&LUBR -LUBRS	5200-65-6562-000000-666303	$1,500.00	$1,890.02	$2,898.00	93.2%	
SWRECYCLE -FLT SVC ALLOC.	5200-65-6562-000000-666825	$38,158.00	$31,798.30	$31,930.00	-16.3%	
SWCOMMERCL -SUPPL-MINOR TOOLS	5200-65-6563-000000-666102	$2,000.00	$4,357.30	$2,000.00	0%	
SWCOMMERCL -SUPPL -NON-EXPEND	5200-65-6563-000000-666103	$175,000.00	$188,274.97	$248,900.00	42.2%	
SWCOMMERCL -SUPPL-WEAR-APPARAL	5200-65-6563-000000-666105		$6,093.57	$1,300.00	N/A	

Name	Account ID	FY2022 Amended Budget	FY2022 Actual	FY2023 Budgeted	FY2022 Amended Budget vs. FY2023 Budgeted (% Change)	Notes
SWCOMMERCL -SUPPL-CHEMIC&MEDIC	5200-65-6563-000000-666106	$2,750.00	$2,381.09	$2,750.00	0%	
SWCOMMERCL -SUPPL-JANITOR/MECH	5200-65-6563-000000-666107	$500.00	$2,550.47	$1,000.00	100%	
SWCOMMERCL -FUEL&LUBR -UNLEAD	5200-65-6563-000000-666301	$11.00	$2,082.95	$762.00	6,827.3%	
SWCOMMERCL -FUEL&LUB-DIESEL	5200-65-6563-000000-666302	$475,316.00	$321,802.26	$436,255.00	-8.2%	
SWCOMMERCL -FUEL&LUBR - LUBRS	5200-65-6563-000000-666303	$20,000.00	$33,921.43	$45,532.00	127.7%	
SWCOMMERCL -FLT SVC ALLOC.	5200-65-6563-000000-666825	$25,644.00	$21,370.00	$54,499.00	112.5%	
SWRESIDENT -SUPPL-MINOR TOOLS	5200-65-6564-000000-666102	$2,000.00	$5,547.71	$2,000.00	0%	
SWRESIDENT -SUPPL -NON-EXPEND	5200-65-6564-000000-666103	$425,000.00	$436,969.31	$476,600.00	12.1%	
SWRESIDENT -SUPPL-CHEMIC&MEDIC	5200-65-6564-000000-666106	$6,500.00	$4,484.98	$6,500.00	0%	
SWRESIDENT -SUPPL-JANITOR/MECH	5200-65-6564-000000-666107	$350.00	$2,828.67	$2,000.00	471.4%	
SWRESIDENT -ENER-PROP/BUT/ACET	5200-65-6564-000000-666205	$0.00	$64.41	$0.00	0%	
SWRESIDENT -FUEL&LUBR -UNLEAD	5200-65-6564-000000-666301	$12,473.00	$12,193.60	$10,337.00	-17.1%	
SWRESIDENT -FUEL&LUB-DIESEL	5200-65-6564-000000-666302	$361,531.00	$393,912.98	$599,363.00	65.8%	
SWRESIDENT -FUEL&LUBR - LUBRS	5200-65-6564-000000-666303	$25,000.00	$40,198.49	$53,116.00	112.5%	
SWRESIDENT -FLT SVC ALLOC.	5200-65-6564-000000-666825	$188,602.00	$157,168.30	$79,271.00	-58%	
SWLANFILL -SUPPL -OFFICE	5200-65-6565-000000-666101	$8,000.00	$14,378.78	$12,000.00	50%	
SWLANFILL -SUPPL-MINOR TOOLS	5200-65-6565-000000-666102	$37,000.00	$11,955.39	$37,000.00	0%	
SWLANFILL -SUPPL - NON-EXPEND	5200-65-6565-000000-666103	$3,157.00	$10,818.27	$31,657.00	902.8%	
SWLANFILL -SUPPL -SOFTWARE	5200-65-6565-000000-666104	$1,000.00	$0.00	$1,000.00	0%	
SWLANFILL -SUPPL-WEAR-APPARL	5200-65-6565-000000-666105	$2,500.00	$5,195.60	$7,600.00	204%	
SWLANFILL -SUPPL-CHEMIC&MEDIC	5200-65-6565-000000-666106	$14,000.00	$6,784.10	$14,000.00	0%	
SWLANFILL -SUPPL-JANITOR/MECH	5200-65-6565-000000-666107	$4,000.00	$8,502.69	$8,000.00	100%	
SWLANFILL -SUPPL-BOTANIC/AGRI	5200-65-6565-000000-666108	$500.00	$0.00	$500.00	0%	
SWLANFILL -SUPPL -OTHER	5200-65-6565-000000-666110	$6,000.00	$4,377.51	$6,000.00	0%	

Name	Account ID	FY2022 Amended Budget	FY2022 Actual	FY2023 Budgeted	FY2022 Amended Budget vs. FY2023 Budgeted (% Change)	Notes
SWLANFILL -ENERGY - ELECTRIC	5200-65-6565-000000-666202	$20,784.00	$17,070.68	$18,221.00	-12.3%	
SWLANFILL -ENER-PROP/BUT/ACET	5200-65-6565-000000-666205	$500.00	$516.65	$375.00	-25%	
SWLANFILL -FUEL&LUBR - UNLEAD	5200-65-6565-000000-666301	$18,144.00	$10,734.29	$18,662.00	2.9%	
SWLANFILL -FUEL&LUB-DIESEL	5200-65-6565-000000-666302	$376,580.38	$269,860.18	$467,518.00	24.1%	
SWLANFILL -FUEL&LUBR - LUBRS	5200-65-6565-000000-666303	$15,874.00	$21,161.68	$23,118.00	45.6%	
SWLANFILL -FLT SVC ALLOC.	5200-65-6565-000000-666825	$12,918.00	$10,765.00	$27,555.00	113.3%	
SWREPAIR -SUPPL-MINOR TOOLS	5200-65-6566-000000-666102	$11,000.00	$8,286.44	$11,000.00	0%	
SWREPAIR -SUPPL - NON-EXPEND	5200-65-6566-000000-666103	$0.00	$12,682.64	$9,500.00	N/A	
SWREPAIR -SUPPL-WEAR-APPARL	5200-65-6566-000000-666105	$0.00	$1,477.95	$0.00	0%	
SWREPAIR -SUPPL-CHEMIC&MEDIC	5200-65-6566-000000-666106	$2,500.00	$3,109.12	$2,500.00	0%	
SWREPAIR -SUPPL-JANITOR/MECH	5200-65-6566-000000-666107	$4,000.00	$2,865.23	$4,000.00	0%	
SWREPAIR -ENERGY - ELECTRIC	5200-65-6566-000000-666202	$575.00	$615.27	$723.00	25.7%	
SWREPAIR -ENER-PROP/BUT/ACET	5200-65-6566-000000-666205	$500.00	$2,748.88	$2,702.00	440.4%	
SWREPAIR -FUEL&LUBR - UNLEAD	5200-65-6566-000000-666301	$9,684.00	$2,416.05	$9,383.00	-3.1%	
SWREPAIR -FUEL&LUB-DIESEL	5200-65-6566-000000-666302	$7,969.00	$1,315.80	$6,826.00	-14.3%	
SWREPAIR -FUEL&LUBR - LUBRS	5200-65-6566-000000-666303	$350.00	$0.00	$0.00	-100%	
SWREPAIR -FLT SVC ALLOC.	5200-65-6566-000000-666825	$967.00	$805.81	$9,574.00	890.1%	
SWGEN&ADMN -OTH EXP - PILOT	5200-65-6560-000000-678301	$514,510.00	$428,758.30	$522,967.00	1.6%	
SWGEN&ADMN - FRANCHISE FEES	5200-65-6560-000000-678302	$903,447.00	$752,872.50	$1,073,670.00	18.8%	
SWGEN&ADMN -OTH EXP - BAD DEBTS	5200-65-6560-000000-678303	$50,000.00	$0.00	$50,000.00	0%	
SWGEN&ADMN -OTH EXPS-INDIRECT	5200-65-6560-000000-678304	$1,827,657.00	$1,523,047.50	$1,931,104.00	5.7%	
SWADMIN -OTH EXP-MISC	5200-65-6561-000000-678308	$25,000.00	$6,475.22	$25,000.00	0%	
SWLANFILL -LANDFILL CLOSURE EX	5200-65-6565-000000-678305	$300,000.00	$0.00	$300,000.00	0%	
SWLANFILL -OTH EXP-BANK CHG	5200-65-6565-000000-678328	$12,000.00	$22,167.26	$26,000.00	116.7%	

Name	Account ID	FY2022 Amended Budget	FY2022 Actual	FY2023 Budgeted	FY2022 Amended Budget vs. FY2023 Budgeted (% Change)	Notes
SWRECYCLE -CON-KEEP WACO BEAUT	5200-65-6562-000000-688908	$62,669.00	$62,669.00	$72,069.00	15%	
SWGEN&ADMN -BILLINGS FRM OTHRS	5200-65-6560-000000-698402	$899,835.00	$701,367.50	$1,012,228.00	12.5%	
SWADMIN -BILLINGS FRM OTHRS	5200-65-6561-000000-698402	$418,152.00	$348,460.00	$418,152.00	0%	
SWRESIDENT - HEAVY EQUIPMENT	5200-65-6564-000000-757403	$5,006.83	$0.00	$0.00	-100%	
SWRESIDENT -MACH & EQUIP - VEH	5200-65-6564-000000-757404	$183,077.54	$82,482.54	$0.00	-100%	
SWLANFILL - HEAVY EQUIPMENT	5200-65-6565-000000-757403	$83,924.62	$0.00	$0.00	-100%	
SWGEN&ADMIN -XFER TO SW GO I&S	5200-65-6560-000000-895203	$1,425,006.00	$1,420,678.45	$2,266,131.00	59%	
SWGEN&ADMN -XFERS TO -SW $CIP	5200-65-6560-000000-895251	$0.00	$0.00	$232,000.00	N/A	
Total SOLID WASTE FUND O&M:		**$22,618,500.15**	**$18,942,320.06**	**$27,115,329.00**	**19.9%**	

Expenditures by Expense Type

Budgeted Expenditures by Expense Type

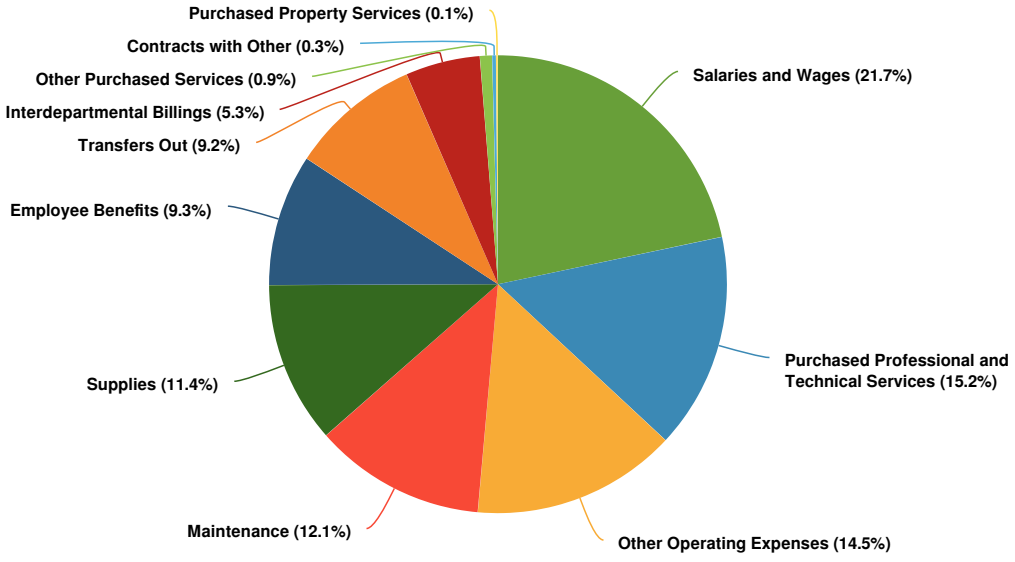

Budgeted and Historical Expenditures by Expense Type

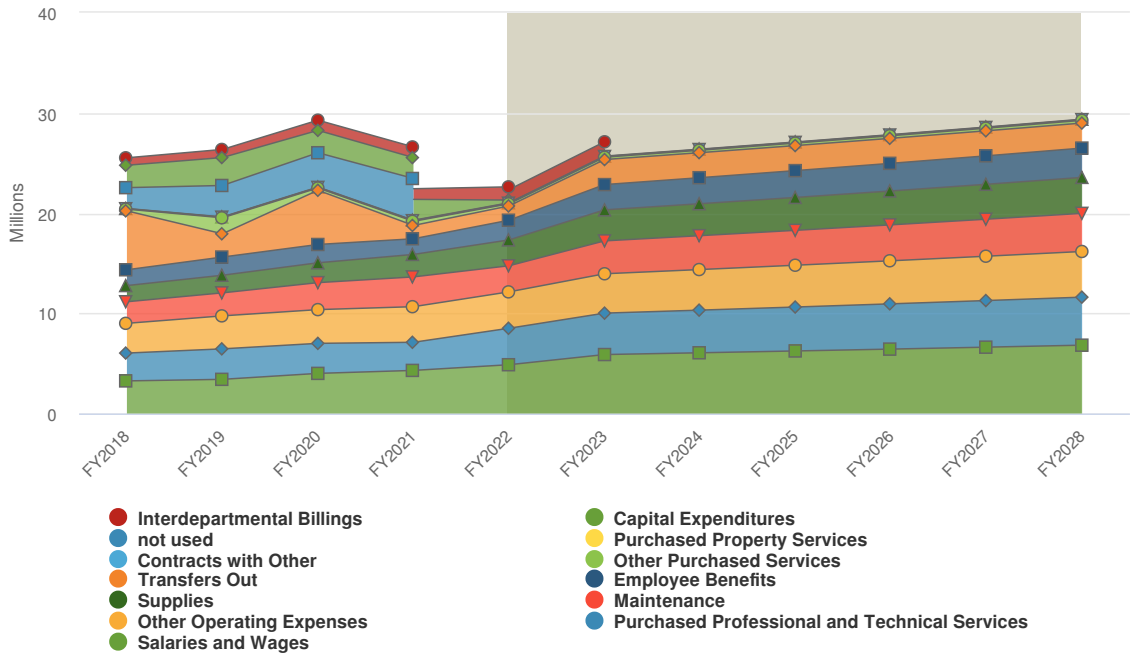

Grey background indicates budgeted figures.

Name	Account ID	FY2022 Amended Budget	FY2022 Actual	FY2023 Budgeted	FY2022 Amended Budget vs. FY2023 Budgeted (% Change)	Notes
Expense Objects						
Salaries and Wages						
REGULAR SALARIES	5200-65-6561-000000-601010	$751,818.00	$578,290.98	$596,671.00	-20.6%	
OVERTIME	5200-65-6561-000000-601030	$20,000.00	$11,578.69	$19,811.00	-0.9%	
EMPLOYEE PAYOFF	5200-65-6561-000000-601070	$0.00	$49,034.18	$0.00	0%	
REGULAR SALARIES	5200-65-6562-000000-601010	$268,899.00	$179,334.32	$226,330.00	-15.8%	
OVERTIME	5200-65-6562-000000-601030	$12,000.00	$14,221.99	$36,608.00	205.1%	
EMPLOYEE PAYOFF	5200-65-6562-000000-601070	$0.00	$657.98	$0.00	0%	
REGULAR SALARIES	5200-65-6563-000000-601010	$731,032.00	$640,417.01	$962,609.00	31.7%	
OVERTIME	5200-65-6563-000000-601030	$40,000.00	$113,156.49	$119,908.00	199.8%	

Name	Account ID	FY2022 Amended Budget	FY2022 Actual	FY2023 Budgeted	FY2022 Amended Budget vs. FY2023 Budgeted (% Change)	Notes
REGULAR SALARIES	5200-65-6564-000000-601010	$1,626,336.00	$1,193,495.63	$1,955,721.00	20.3%	
OVERTIME	5200-65-6564-000000-601030	$155,000.00	$275,066.80	$275,201.00	77.5%	
EMPLOYEE PAYOFF	5200-65-6564-000000-601070	$0.00	$36,706.08	$0.00	0%	
REGULAR SALARIES	5200-65-6565-000000-601010	$927,751.00	$752,264.55	$1,328,813.00	43.2%	
OVERTIME	5200-65-6565-000000-601030	$68,200.00	$111,542.25	$133,168.00	95.3%	
EMPLOYEE PAYOFF	5200-65-6565-000000-601070	$0.00	$59,342.59	$0.00	0%	
REGULAR SALARIES	5200-65-6566-000000-601010	$259,575.00	$162,326.79	$201,238.00	-22.5%	
OVERTIME	5200-65-6566-000000-601030	$5,000.00	$34,588.38	$24,799.00	396%	
EMPLOYEE PAYOFF	5200-65-6566-000000-601070	$0.00	$803.11	$0.00	0%	
Total Salaries and Wages:		**$4,865,611.00**	**$4,212,827.82**	**$5,880,877.00**	**20.9%**	
Employee Benefits						
SWADMIN -GROUP HEALTH	5200-65-6561-000000-612101	$84,667.00	$61,393.56	$64,000.00	-24.4%	
SWADMIN -GROUP LIFE	5200-65-6561-000000-612102	$448.00	$328.17	$351.00	-21.7%	
SWADMIN -SOC SEC-MEDIC	5200-65-6561-000000-612200	$59,044.00	$46,294.16	$47,192.00	-20.1%	
SWADMIN -PENSION-	5200-65-6561-000000-612300	$115,773.00	$95,835.63	$92,532.00	-20.1%	
SWADMIN -WORK COMP	5200-65-6561-000000-612600	$8,768.00	$8,397.92	$9,909.00	13%	
SWRECYCLE -GROUP HEALTH	5200-65-6562-000000-612101	$53,879.00	$34,636.70	$40,000.00	-25.8%	
SWRECYCLE -GROUP LIFE	5200-65-6562-000000-612102	$241.00	$163.03	$198.00	-17.8%	
SWRECYCLE -SOC SEC-MEDIC	5200-65-6562-000000-612200	$21,489.00	$14,457.32	$20,156.00	-6.2%	
SWRECYCLE -PENSION-	5200-65-6562-000000-612300	$42,135.00	$29,132.18	$39,521.00	-6.2%	
SWRECYCLE -WORK COMP	5200-65-6562-000000-612600	$21,885.00	$13,125.93	$17,087.00	-21.9%	
SWCOMMERCL -GROUP HEALTH	5200-65-6563-000000-612101	$123,153.00	$105,164.09	$143,698.00	16.7%	
SWCOMMERCL -GROUP LIFE	5200-65-6563-000000-612102	$642.00	$553.98	$854.00	33%	
SWCOMMERCL -SOC SEC-MEDIC	5200-65-6563-000000-612200	$58,984.00	$55,179.03	$83,117.00	40.9%	

Name	Account ID	FY2022 Amended Budget	FY2022 Actual	FY2023 Budgeted	FY2022 Amended Budget vs. FY2023 Budgeted (% Change)	Notes
SWCOMMERCL -PENSION-	5200-65-6563-000000-612300	$115,654.00	$113,036.20	$162,971.00	40.9%	
SWCOMMERCL -WORK COMP	5200-65-6563-000000-612600	$59,748.00	$60,197.69	$83,026.00	39%	
SWRESIDENT -GROUP HEALTH	5200-65-6564-000000-612101	$215,517.00	$222,088.57	$312,000.00	44.8%	
SWRESIDENT -GROUP LIFE	5200-65-6564-000000-612102	$1,067.00	$1,076.59	$1,743.00	63.4%	
SWRESIDENT -SOC SEC-MEDIC	5200-65-6564-000000-612200	$102,555.00	$108,151.47	$171,251.00	67%	
SWRESIDENT -PENSION-	5200-65-6564-000000-612300	$201,087.00	$225,790.68	$335,786.00	67%	
SWRESIDENT -WORK COMP	5200-65-6564-000000-612600	$99,974.00	$120,215.27	$171,224.00	71.3%	
SWLANFILL -GROUP HEALTH	5200-65-6565-000000-612101	$169,335.00	$132,068.45	$207,698.00	22.7%	
SWLANFILL -GROUP LIFE	5200-65-6565-000000-612102	$791.00	$635.49	$1,179.00	49.1%	
SWLANFILL -SOC SEC-MEDIC	5200-65-6565-000000-612200	$76,190.00	$68,620.06	$112,397.00	47.5%	
SWLANFILL -PENSION-	5200-65-6565-000000-612300	$149,393.00	$138,445.57	$217,850.00	45.8%	
SWLANFILL -WORK COMP	5200-65-6565-000000-612600	$58,513.00	$55,502.48	$88,195.00	50.7%	
SWREPAIR -GROUP HEALTH	5200-65-6566-000000-612101	$46,182.00	$27,709.36	$32,000.00	-30.7%	
SWREPAIR -GROUP LIFE	5200-65-6566-000000-612102	$233.00	$148.40	$183.00	-21.5%	
SWREPAIR -SOC SEC-MEDIC	5200-65-6566-000000-612200	$20,240.00	$14,244.96	$17,292.00	-14.6%	
SWREPAIR -PENSION-	5200-65-6566-000000-612300	$39,687.00	$29,657.79	$33,906.00	-14.6%	
SWREPAIR -WORK COMP	5200-65-6566-000000-612600	$18,845.00	$13,640.09	$15,157.00	-19.6%	
Total Employee Benefits:		**$1,966,119.00**	**$1,795,890.82**	**$2,522,473.00**	**28.3%**	
Purchased Professional and Technical Services						
SOLID WASTE - G&A -SPEC SVC	5200-65-6560-000000-623100	$0.00	$0.00	$125,000.00	N/A	
SWADMIN -SPEC SVC	5200-65-6561-000000-623100	$1,127,762.88	$443,941.36	$1,055,208.00	-6.4%	
SWADMIN -IT SERVICES	5200-65-6561-000000-623106	$0.00	$0.00	$160,908.00	N/A	
SWRECYCLE -SPEC SVC	5200-65-6562-000000-623100	$36,076.00	$24,981.66	$29,800.00	-17.4%	

Name	Account ID	FY2022 Amended Budget	FY2022 Actual	FY2023 Budgeted	FY2022 Amended Budget vs. FY2023 Budgeted (% Change)	Notes
SWRECYCLE -IT SERVICES	5200-65-6562-000000-623106	$0.00	$0.00	$7,679.00	N/A	
SWCOMMERCL -SPEC SVC	5200-65-6563-000000-623100	$0.00	$2,858.83	$5,000.00	N/A	
SWCOMMERCL -IT SERVICES	5200-65-6563-000000-623106	$0.00	$0.00	$3,328.00	N/A	
SWRESIDENT -SPEC SVC	5200-65-6564-000000-623100	$80,000.00	$60,767.04	$102,500.00	28.1%	
SWRESIDENT -SPEC SVC-TEMPS	5200-65-6564-000000-623105	$512,587.00	$555,366.70	$637,587.00	24.4%	
SWRESIDENT -IT SERVICES	5200-65-6564-000000-623106	$0.00	$0.00	$6,657.00	N/A	
SWLANFILL -SPEC SVC	5200-65-6565-000000-623100	$1,627,719.03	$1,136,111.58	$1,649,262.00	1.3%	
SWLANFILL -SPEC SVC-TEMPS	5200-65-6565-000000-623105	$250,000.00	$208,953.53	$300,000.00	20%	
SWLANFILL -IT SERVICES	5200-65-6565-000000-623106	$0.00	$0.00	$34,384.00	N/A	
SWREPAIR -SPEC SVC	5200-65-6566-000000-623100	$5,400.00	$5,438.80	$6,200.00	14.8%	
SWREPAIR -IT SERVICES	5200-65-6566-000000-623106	$0.00	$0.00	$9,985.00	N/A	
Total Purchased Professional and Technical Services:		**$3,639,544.91**	**$2,438,419.50**	**$4,133,498.00**	**13.6%**	
Purchased Property Services						
SWADMIN -UTIL SVC - WATER	5200-65-6561-000000-634101	$2,944.00	$2,599.73	$4,000.00	35.9%	
SWADMIN -UTIL SVC-REFUSE	5200-65-6561-000000-634102	$648.00	$207.68	$333.00	-48.6%	
SWADMIN -UTIL SVC - SEWER	5200-65-6561-000000-634103	$1,796.00	$1,560.40	$2,300.00	28.1%	
SWADMIN -RENT&EASEMENT	5200-65-6561-000000-634400	$4,608.00	$5,184.00	$5,350.00	16.1%	
SWLANFILL -UTIL SVC - WATER	5200-65-6565-000000-634101	$28,520.00	$13,689.92	$21,600.00	-24.3%	
SWLANFILL -UTIL SVC - SEWER	5200-65-6565-000000-634103	$3,408.00	$1,040.03	$1,800.00	-47.2%	
Total Purchased Property Services:		**$41,924.00**	**$24,281.76**	**$35,383.00**	**-15.6%**	
Maintenance						
SWADMIN -MAINT OF BUILDINGS	5200-65-6561-000000-644701	$2,000.00	$770.95	$2,000.00	0%	
SWADMIN -MAINT-OTHR STRUCT	5200-65-6561-000000-644717	$40,000.00	$32,463.58	$0.00	-100%	

Name	Account ID	FY2022 Amended Budget	FY2022 Actual	FY2023 Budgeted	FY2022 Amended Budget vs. FY2023 Budgeted (% Change)	Notes
SWADMIN -MAINT - VEH PARTS	5200-65-6561-000000-644803	$1,099.00	$3,821.47	$3,147.00	186.4%	
SWADMIN -MAINT-VEH-OUTSIDE	5200-65-6561-000000-644805	$1,000.00	$935.65	$990.00	-1%	
SWADMIN -MAINT - VEH - MISC	5200-65-6561-000000-644810	$500.00	$245.00	$263.00	-47.4%	
SWADMIN -MAINT - OTHER	5200-65-6561-000000-644815	$13,852.00	$14,941.28	$15,296.00	10.4%	
SWADMIN-MAINT-FLEET SVC	5200-65-6561-000000-644825	$2,478.00	$2,065.00	$0.00	-100%	
SWRECYCLE -MAINT OF BUILDINGS	5200-65-6562-000000-644701	$11,600.00	$692.85	$11,600.00	0%	
SWRECYCLE -MAINT - SIGNS&MARK	5200-65-6562-000000-644711	$0.00	$835.20	$0.00	0%	
SWRECYCLE -MAINT - EQUIP	5200-65-6562-000000-644801	$25,000.00	$14,848.85	$25,000.00	0%	
SWRECYCLE -MAINT - VEH PARTS	5200-65-6562-000000-644803	$99,903.00	$34,961.42	$46,651.00	-53.3%	
SWRECYCLE -MAINT-VEH-OUTSIDE	5200-65-6562-000000-644805	$125,177.91	$101,315.24	$193,024.00	54.2%	
SWRECYCLE -MAINT - VEH - MISC	5200-65-6562-000000-644810	$1,980.00	$4,741.00	$3,839.00	93.9%	
SWRECYCLE-MAINT-FLEET SVC	5200-65-6562-000000-644825	$14,143.00	$11,785.81	$0.00	-100%	
SWCOMMERCL -MAINT - EQUIP	5200-65-6563-000000-644801	$5,000.00	$123,591.56	$5,000.00	0%	
SWCOMMERCL -MAINT - VEH PARTS	5200-65-6563-000000-644803	$322,494.00	$182,352.71	$150,113.00	-53.5%	
SWCOMMERCL -MAINT-VEH-OUTSIDE	5200-65-6563-000000-644805	$369,027.00	$458,437.15	$701,445.00	90.1%	
SWCOMMERCL -MAINT - VEH - MISC	5200-65-6563-000000-644810	$25,000.00	$51,007.00	$42,375.00	69.5%	
SWCOMMERCL-MAINT-FLEET SVC	5200-65-6563-000000-644825	$27,408.00	$22,840.00	$0.00	-100%	
SWRESIDENT -MAINT - SIGNS&MARK	5200-65-6564-000000-644711	$0.00	$1,742.25	$0.00	0%	
SWRESIDENT -MAINT - EQUIP	5200-65-6564-000000-644801	$0.00	$7,997.04	$5,000.00	N/A	
SWRESIDENT -MAINT - VEH PARTS	5200-65-6564-000000-644803	$404,010.00	$212,475.44	$169,047.00	-58.2%	
SWRESIDENT -MAINT-VEH-OUTSIDE	5200-65-6564-000000-644805	$450,000.00	$798,549.82	$1,159,712.00	157.7%	
SWRESIDENT -MAINT - VEH - MISC	5200-65-6564-000000-644810	$17,468.00	$43,386.37	$41,741.00	139%	
SWRESIDENT-MAINT-FLEET SVC	5200-65-6564-000000-644825	$34,686.00	$28,905.00	$0.00	-100%	
SWLANFILL -MAINTENANCE OF LAND	5200-65-6565-000000-644600	$30,000.00	$9,555.00	$30,000.00	0%	

Name	Account ID	FY2022 Amended Budget	FY2022 Actual	FY2023 Budgeted	FY2022 Amended Budget vs. FY2023 Budgeted (% Change)	Notes
SWLANFILL -MAINT OF BUILDINGS	5200-65-6565-000000-644701	$1,500.00	$3,327.27	$1,500.00	0%	
SWLANFILL -MAINT-STREETS/ROADS	5200-65-6565-000000-644708	$20,000.00	$0.00	$20,000.00	0%	
SWLANFILL -MAINT - SIGNS&MARK	5200-65-6565-000000-644711	$3,000.00	$707.54	$3,000.00	0%	
SWLANFILL -MAINT-OTHR STRUCT	5200-65-6565-000000-644717	$6,000.00	$9,305.78	$9,000.00	50%	
SWLANFILL -MAINT - EQUIP	5200-65-6565-000000-644801	$43,500.00	$8,362.59	$43,500.00	0%	
SWLANFILL -MAINT - VEH PARTS	5200-65-6565-000000-644803	$91,067.00	$59,776.41	$96,789.00	6.3%	
SWLANFILL -MAINT-VEH-OUTSIDE	5200-65-6565-000000-644805	$185,000.00	$298,321.00	$279,741.00	51.2%	
SWLANFILL -MAINT - VEH - MISC	5200-65-6565-000000-644810	$5,000.00	$760.00	$808.00	-83.8%	
SWLANFILL -MAINT - OTHER	5200-65-6565-000000-644815	$416.00	$5,204.99	$5,150.00	1,138%	
SWLANFILL-MAINT-FLEET SVC	5200-65-6565-000000-644825	$11,975.00	$9,979.20	$0.00	-100%	
SWREPAIR -MAINT OF BUILDINGS	5200-65-6566-000000-644701	$6,448.00	$6,147.27	$6,448.00	0%	
SWREPAIR -MAINT - STORM SEWERS	5200-65-6566-000000-644706	$10,000.00	$0.00	$10,000.00	0%	
SWREPAIR -MAINT - EQUIP	5200-65-6566-000000-644801	$150,000.00	$48,742.21	$150,000.00	0%	
SWREPAIR -MAINT - VEH PARTS	5200-65-6566-000000-644803	$24,817.00	$6,400.21	$10,777.00	-56.6%	
SWREPAIR -MAINT-VEH-OUTSIDE	5200-65-6566-000000-644805	$15,766.45	$37,098.21	$39,617.00	151.3%	
SWREPAIR -MAINT - VEH - MISC	5200-65-6566-000000-644810	$4,039.00	$294.99	$214.00	-94.7%	
SWREPAIR-MAINT-FLEET SVC	5200-65-6566-000000-644825	$2,116.00	$1,763.30	$0.00	-100%	
Total Maintenance:		**$2,604,470.36**	**$2,661,453.61**	**$3,282,787.00**	**26%**	
Other Purchased Services						
SWGEN&ADMN -INSUR - PROPERTY	5200-65-6560-000000-655100	$5,914.00	$5,914.00	$7,641.00	29.2%	
SWGEN&ADMN -INSUR - AUTO LIAB	5200-65-6560-000000-655200	$45,394.00	$45,394.00	$65,744.00	44.8%	
INSURANCE - GENERAL LIABILITY	5200-65-6560-000000-655300	$0.00	$0.00	$7,136.00	N/A	
SWADMIN -INSUR - GEN LIAB	5200-65-6561-000000-655300	$2,523.00	$2,523.00	$3,570.00	41.5%	
SWADMIN -COMMUNICATIONS	5200-65-6561-000000-655600	$3,561.00	$2,094.83	$2,220.00	-37.7%	

Name	Account ID	FY2022 Amended Budget	FY2022 Actual	FY2023 Budgeted	FY2022 Amended Budget vs. FY2023 Budgeted (% Change)	Notes
SWADMIN -CELL PHONES	5200-65-6561-000000-655602	$19,000.00	$8,047.43	$19,000.00	0%	
SWADMIN -ADVERTISING	5200-65-6561-000000-655700	$9,000.00	$7,510.45	$9,000.00	0%	
SWADMIN -ADVERT-PROMO	5200-65-6561-000000-655701	$9,000.00	$766.34	$9,000.00	0%	
SWADMIN -TRAVEL&TRAIN	5200-65-6561-000000-655800	$10,000.00	$8,133.08	$12,000.00	20%	
SWADMIN -DUES AND MEMB	5200-65-6561-000000-655850	$2,098.00	$1,073.75	$2,098.00	0%	
SWADMIN -OTH PURCHSVC-EQUIP	5200-65-6561-000000-655901	$6,903.00	$1,066.76	$1,292.00	-81.3%	
SWADMIN -OTH PURCHSVC -COMP	5200-65-6561-000000-655908	$7,000.00	$9,988.41	$9,600.00	37.1%	
SWADMIN -LEASE EXPENSE	5200-65-6561-000000-656000	$0.00	$0.00	$5,392.00	N/A	
SWRECYCLE -INSUR - GEN LIAB	5200-65-6562-000000-655300	$6,726.00	$6,726.00	$1,205.00	-82.1%	
SWRECYCLE -COMMUNICATIONS	5200-65-6562-000000-655600	$4,140.00	$6,425.71	$19,080.00	360.9%	
SWRECYCLE -ADVERT-PROMO	5200-65-6562-000000-655701	$1,200.00	$425.00	$1,200.00	0%	
SWRECYCLE -OTH PURCHSVC-EQUIP	5200-65-6562-000000-655901	$3,000.00	$2,762.55	$1,632.00	-45.6%	
SWCOMMERCL -INSUR - GEN LIAB	5200-65-6563-000000-655300	$9,248.00	$9,248.00	$3,257.00	-64.8%	
SWRESIDENT -INSUR - GEN LIAB	5200-65-6564-000000-655300	$17,457.00	$17,457.00	$6,353.00	-63.6%	
SWLANFILL -INSUR - GEN LIAB	5200-65-6565-000000-655300	$7,567.00	$7,567.00	$5,860.00	-22.6%	
SWLANFILL -COMMUNICATIONS	5200-65-6565-000000-655600	$29,410.00	$18,500.41	$29,410.00	0%	
SWLANDFILL - LEGAL ADS	5200-65-6565-000000-655702	$0.00	$99.99	$0.00	0%	
SWLANFILL -TRAVEL&TRAIN	5200-65-6565-000000-655800	$2,000.00	$2,353.90	$2,000.00	0%	
SWLANFILL -OTH PURCHSVC-EQUIP	5200-65-6565-000000-655901	$4,984.00	$5,225.02	$4,984.00	0%	
SWLANFILL -OTH PURCHSVC -COMP	5200-65-6565-000000-655908	$2,059.37	$2,880.04	$2,000.00	-2.9%	
SWREPAIR -INSUR - GEN LIAB	5200-65-6566-000000-655300	$2,101.00	$2,101.00	$820.00	-61%	
SWREPAIR -TRAVEL&TRAIN	5200-65-6566-000000-655800	$0.00	$0.00	$2,000.00	N/A	
SWREPAIR -OTH PURCHSVC-EQUIP	5200-65-6566-000000-655901	$1,200.00	$1,709.15	$1,600.00	33.3%	
Total Other Purchased Services:		**$211,485.37**	**$175,992.82**	**$235,094.00**	**11.2%**	

Name	Account ID	FY2022 Amended Budget	FY2022 Actual	FY2023 Budgeted	FY2022 Amended Budget vs. FY2023 Budgeted (% Change)	Notes
Supplies						
SWADMIN -SUPPL - OFFICE	5200-65-6561-000000-666101	$22,500.00	$14,038.41	$22,500.00	0%	
SWADMIN -SUPPL-MINOR TOOLS	5200-65-6561-000000-666102	$1,500.00	$619.19	$1,500.00	0%	
SWADMIN -SUPPL - NON-EXPEND	5200-65-6561-000000-666103	$14,846.14	$19,194.41	$14,686.00	-1.1%	
SWADMIN -SUPPL - SOFTWARE	5200-65-6561-000000-666104	$0.00	$355.00	$0.00	0%	
SWADMIN -SUPPL-WEAR-APPARL	5200-65-6561-000000-666105	$45,000.00	$14,186.89	$45,000.00	0%	
SWADMIN -SUPPL-CHEMIC&MEDIC	5200-65-6561-000000-666106	$4,500.00	$1,532.07	$4,500.00	0%	
SWADMIN -SUPPL-JANITOR/MECH	5200-65-6561-000000-666107	$7,500.00	$8,895.13	$7,500.00	0%	
SWADMIN -SUPPL - OTHER	5200-65-6561-000000-666110	$21,339.00	$15,496.99	$21,339.00	0%	
SWADMIN -ENERGY-HEAT&FUEL	5200-65-6561-000000-666201	$8,000.00	$8,024.80	$8,472.00	5.9%	
SWADMIN -ENERGY -ELECTRIC	5200-65-6561-000000-666202	$0.00	$8,878.63	$7,545.00	N/A	
SWADMIN -FUEL&LUBR - UNLEAD	5200-65-6561-000000-666301	$12,023.00	$11,284.88	$12,316.00	2.4%	
FUEL & LUBRICANT - DIESEL FUEL	5200-65-6561-000000-666302	$159.00	$55.00	$0.00	-100%	
SWADMIN -FUEL&LUBR - LUBRS	5200-65-6561-000000-666303	$100.00	$0.00	$0.00	-100%	
SWADMIN -FLT SVC ALLOC.	5200-65-6561-000000-666825	$885.00	$737.50	$4,580.00	417.5%	
SWRECYCLE -SUPPL - OFFICE	5200-65-6562-000000-666101	$250.00	$81.40	$250.00	0%	
SWRECYCLE -SUPPL-MINOR TOOLS	5200-65-6562-000000-666102	$1,000.00	$671.82	$1,000.00	0%	
SWRECYCLE -SUPPL - NON-EXPEND	5200-65-6562-000000-666103	$25,000.00	$8,748.39	$30,400.00	21.6%	
SWRECYCLE -SUPPL-WEAR-APPARL	5200-65-6562-000000-666105	$0.00	$2,176.49	$2,700.00	N/A	
SWRECYCLE -SUPPL-CHEMIC&MEDIC	5200-65-6562-000000-666106	$3,165.00	$574.72	$3,165.00	0%	
SWRECYCLE -SUPPLIES-JANIT/MECH	5200-65-6562-000000-666107	$0.00	$3,834.53	$3,558.00	N/A	
SWRECYCLE -SUPPL - OTHER	5200-65-6562-000000-666110	$450.00	$1,596.08	$450.00	0%	
SWRECYCLE -ENERGY - ELECTRIC	5200-65-6562-000000-666202	$6,500.00	$1,363.07	$8,949.00	37.7%	

Name	Account ID	FY2022 Amended Budget	FY2022 Actual	FY2023 Budgeted	FY2022 Amended Budget vs. FY2023 Budgeted (% Change)	Notes
SWRECYCLE -FUEL&LUBR - UNLEAD	5200-65-6562-000000-666301	$5,192.00	$3,086.29	$5,637.00	8.6%	
SWRECYCLE -FUEL&LUB-DIESEL	5200-65-6562-000000-666302	$78,314.00	$60,708.95	$103,422.00	32.1%	
SWRECYCLE -FUEL&LUBR - LUBRS	5200-65-6562-000000-666303	$1,500.00	$1,890.02	$2,898.00	93.2%	
SWRECYCLE -FLT SVC ALLOC.	5200-65-6562-000000-666825	$38,158.00	$31,798.30	$31,930.00	-16.3%	
SWCOMMERCL -SUPPL-MINOR TOOLS	5200-65-6563-000000-666102	$2,000.00	$4,357.30	$2,000.00	0%	
SWCOMMERCL -SUPPL - NON-EXPEND	5200-65-6563-000000-666103	$175,000.00	$188,274.97	$248,900.00	42.2%	
SWCOMMERCL -SUPPL-WEAR-APPARAL	5200-65-6563-000000-666105		$6,093.57	$1,300.00	N/A	
SWCOMMERCL -SUPPL-CHEMIC&MEDIC	5200-65-6563-000000-666106	$2,750.00	$2,381.09	$2,750.00	0%	
SWCOMMERCL -SUPPL-JANITOR/MECH	5200-65-6563-000000-666107	$500.00	$2,550.47	$1,000.00	100%	
SWCOMMERCL -FUEL&LUBR - UNLEAD	5200-65-6563-000000-666301	$11.00	$2,082.95	$762.00	6,827.3%	
SWCOMMERCL -FUEL&LUB-DIESEL	5200-65-6563-000000-666302	$475,316.00	$321,802.26	$436,255.00	-8.2%	
SWCOMMERCL -FUEL&LUBR - LUBRS	5200-65-6563-000000-666303	$20,000.00	$33,921.43	$45,532.00	127.7%	
SWCOMMERCL -FLT SVC ALLOC.	5200-65-6563-000000-666825	$25,644.00	$21,370.00	$54,499.00	112.5%	
SWRESIDENT -SUPPL-MINOR TOOLS	5200-65-6564-000000-666102	$2,000.00	$5,547.71	$2,000.00	0%	
SWRESIDENT -SUPPL - NON-EXPEND	5200-65-6564-000000-666103	$425,000.00	$436,969.31	$476,600.00	12.1%	
SWRESIDENT -SUPPL-CHEMIC&MEDIC	5200-65-6564-000000-666106	$6,500.00	$4,484.98	$6,500.00	0%	
SWRESIDENT -SUPPL-JANITOR/MECH	5200-65-6564-000000-666107	$350.00	$2,828.67	$2,000.00	471.4%	
SWRESIDENT -ENER-PROP/BUT/ACET	5200-65-6564-000000-666205	$0.00	$64.41	$0.00	0%	
SWRESIDENT -FUEL&LUBR - UNLEAD	5200-65-6564-000000-666301	$12,473.00	$12,193.60	$10,337.00	-17.1%	
SWRESIDENT -FUEL&LUB-DIESEL	5200-65-6564-000000-666302	$361,531.00	$393,912.98	$599,363.00	65.8%	
SWRESIDENT -FUEL&LUBR - LUBRS	5200-65-6564-000000-666303	$25,000.00	$40,198.49	$53,116.00	112.5%	
SWRESIDENT -FLT SVC ALLOC.	5200-65-6564-000000-666825	$188,602.00	$157,168.30	$79,271.00	-58%	
SWLANFILL -SUPPL - OFFICE	5200-65-6565-000000-666101	$8,000.00	$14,378.78	$12,000.00	50%	
SWLANFILL -SUPPL-MINOR TOOLS	5200-65-6565-000000-666102	$37,000.00	$11,955.39	$37,000.00	0%	

Name	Account ID	FY2022 Amended Budget	FY2022 Actual	FY2023 Budgeted	FY2022 Amended Budget vs. FY2023 Budgeted (% Change)	Notes
SWLANFILL -SUPPL - NON-EXPEND	5200-65-6565-000000-666103	$3,157.00	$10,818.27	$31,657.00	902.8%	
SWLANFILL -SUPPL - SOFTWARE	5200-65-6565-000000-666104	$1,000.00	$0.00	$1,000.00	0%	
SWLANFILL -SUPPL-WEAR-APPARL	5200-65-6565-000000-666105	$2,500.00	$5,195.60	$7,600.00	204%	
SWLANFILL -SUPPL-CHEMIC&MEDIC	5200-65-6565-000000-666106	$14,000.00	$6,784.10	$14,000.00	0%	
SWLANFILL -SUPPL-JANITOR/MECH	5200-65-6565-000000-666107	$4,000.00	$8,502.69	$8,000.00	100%	
SWLANFILL -SUPPL-BOTANIC/AGRI	5200-65-6565-000000-666108	$500.00	$0.00	$500.00	0%	
SWLANFILL -SUPPL - OTHER	5200-65-6565-000000-666110	$6,000.00	$4,377.51	$6,000.00	0%	
SWLANFILL -ENERGY - ELECTRIC	5200-65-6565-000000-666202	$20,784.00	$17,070.68	$18,221.00	-12.3%	
SWLANFILL -ENER-PROP/BUT/ACET	5200-65-6565-000000-666205	$500.00	$516.65	$375.00	-25%	
SWLANFILL -FUEL&LUBR - UNLEAD	5200-65-6565-000000-666301	$18,144.00	$10,734.29	$18,662.00	2.9%	
SWLANFILL -FUEL&LUB-DIESEL	5200-65-6565-000000-666302	$376,580.38	$269,860.18	$467,518.00	24.1%	
SWLANFILL -FUEL&LUBR - LUBRS	5200-65-6565-000000-666303	$15,874.00	$21,161.68	$23,118.00	45.6%	
SWLANFILL -FLT SVC ALLOC.	5200-65-6565-000000-666825	$12,918.00	$10,765.00	$27,555.00	113.3%	
SWREPAIR -SUPPL-MINOR TOOLS	5200-65-6566-000000-666102	$11,000.00	$8,286.44	$11,000.00	0%	
SWREPAIR -SUPPL - NON-EXPEND	5200-65-6566-000000-666103	$0.00	$12,682.64	$9,500.00	N/A	
SWREPAIR -SUPPL-WEAR-APPARL	5200-65-6566-000000-666105	$0.00	$1,477.95	$0.00	0%	
SWREPAIR -SUPPL-CHEMIC&MEDIC	5200-65-6566-000000-666106	$2,500.00	$3,109.12	$2,500.00	0%	
SWREPAIR -SUPPL-JANITOR/MECH	5200-65-6566-000000-666107	$4,000.00	$2,865.23	$4,000.00	0%	
SWREPAIR -ENERGY -ELECTRIC	5200-65-6566-000000-666202	$575.00	$615.27	$723.00	25.7%	
SWREPAIR -ENER-PROP/BUT/ACET	5200-65-6566-000000-666205	$500.00	$2,748.88	$2,702.00	440.4%	
SWREPAIR -FUEL&LUBR - UNLEAD	5200-65-6566-000000-666301	$9,684.00	$2,416.05	$9,383.00	-3.1%	
SWREPAIR -FUEL&LUB-DIESEL	5200-65-6566-000000-666302	$7,969.00	$1,315.80	$6,826.00	-14.3%	
SWREPAIR -FUEL&LUBR - LUBRS	5200-65-6566-000000-666303	$350.00	$0.00	$0.00	-100%	
SWREPAIR -FLT SVC ALLOC.	5200-65-6566-000000-666825	$967.00	$805.81	$9,574.00	890.1%	

Name	Account ID	FY2022 Amended Budget	FY2022 Actual	FY2023 Budgeted	FY2022 Amended Budget vs. FY2023 Budgeted (% Change)	Notes
Total Supplies:		**$2,579,060.52**	**$2,284,475.46**	**$3,095,896.00**	**20%**	
Other Operating Expenses						
SWGEN&ADMN -OTH EXP - PILOT	5200-65-6560-000000-678301	$514,510.00	$428,758.30	$522,967.00	1.6%	
SWGEN&ADMN -FRANCHISE FEES	5200-65-6560-000000-678302	$903,447.00	$752,872.50	$1,073,670.00	18.8%	
SWGEN&ADMN -OTH EXP - BAD DEBTS	5200-65-6560-000000-678303	$50,000.00	$0.00	$50,000.00	0%	
SWGEN&ADMN -OTH EXPS-INDIRECT	5200-65-6560-000000-678304	$1,827,657.00	$1,523,047.50	$1,931,104.00	5.7%	
SWADMIN -OTH EXP-MISC	5200-65-6561-000000-678308	$25,000.00	$6,475.22	$25,000.00	0%	
SWLANFILL -LANDFILL CLOSURE EX	5200-65-6565-000000-678305	$300,000.00	$0.00	$300,000.00	0%	
SWLANFILL -OTH EXP-BANK CHG	5200-65-6565-000000-678328	$12,000.00	$22,167.26	$26,000.00	116.7%	
Total Other Operating Expenses:		**$3,632,614.00**	**$2,733,320.78**	**$3,928,741.00**	**8.2%**	
Contracts with Other						
SWRECYCLE -CON-KEEP WACO BEAUT	5200-65-6562-000000-688908	$62,669.00	$62,669.00	$72,069.00	15%	
Total Contracts with Other:		**$62,669.00**	**$62,669.00**	**$72,069.00**	**15%**	
Interdepartmental Billings						
SWGEN&ADMN -BILLINGS FRM OTHRS	5200-65-6560-000000-698402	$899,835.00	$701,367.50	$1,012,228.00	12.5%	
SWADMIN -BILLINGS FRM OTHRS	5200-65-6561-000000-698402	$418,152.00	$348,460.00	$418,152.00	0%	
Total Interdepartmental Billings:		**$1,317,987.00**	**$1,049,827.50**	**$1,430,380.00**	**8.5%**	
Capital Expenditures						
SWRESIDENT - HEAVY EQUIPMENT	5200-65-6564-000000-757403	$5,006.83	$0.00	$0.00	-100%	
SWRESIDENT -MACH & EQUIP - VEH	5200-65-6564-000000-757404	$183,077.54	$82,482.54	$0.00	-100%	
SWLANFILL - HEAVY EQUIPMENT	5200-65-6565-000000-757403	$83,924.62	$0.00	$0.00	-100%	
Total Capital Expenditures:		**$272,008.99**	**$82,482.54**	**$0.00**	**-100%**	
Transfers Out						
SWGEN&ADMIN -XFER TO SW GO I&S	5200-65-6560-000000-895203	$1,425,006.00	$1,420,678.45	$2,266,131.00	59%	

Name	Account ID	FY2022 Amended Budget	FY2022 Actual	FY2023 Budgeted	FY2022 Amended Budget vs. FY2023 Budgeted (% Change)	Notes
SWGEN&ADMN -XFERS TO -SW $CIP	5200-65-6560-000000-895251	$0.00	$0.00	$232,000.00	N/A	
Total Transfers Out:		**$1,425,006.00**	**$1,420,678.45**	**$2,498,131.00**	**75.3%**	
Total Expense Objects:		**$22,618,500.15**	**$18,942,320.06**	**$27,115,329.00**	**19.9%**	

Airport

Mission
Strive to provide services that reflect the community's values and exceed the customer's expectations. To continue to grow as a factor in economic development by creating and maintaining an environment that promotes reliable air service?

Departmental Overview
The department makes recommendations to the Aviation Advisory Board, the City Manager and the City Council regarding any improvements and/or additions to the Airport infrastructure.

Divisions and FTEs
Administration: 10.4 FTEs

Programs of Services

The department monitors the leasing of lands and granting of concessions or franchises for the privilege of doing business at the Airport. The Airport staff recommends rental rates and other fees and charges for tenants and other lessees of Airport property. The department designates restricted areas within the Airport system; advises, coordinates, and promotes activities in the field of aviation to further the best interests of the City; and works closely with the Federal Aviation Administration and the Transportation Security Administration to ensure all regulations and Grant assurances comply and that Airport certification is maintained. The Airport provides lease administration and maintenance programs and is responsible for airline network commercial development.?

FY22 Accomplishments
- Completed Construction of the Roadway and Parking Lot Paving project
- Awarded Contract to General Contractor for Terminal Building Modernization Project
- Completed Stormwater Line Relocation Project
- Completed contract with Centex for new hangar development
- Completed Passenger Boarding Bridge Refurbishment

- Continued Internship Program
- Security System Replacement
- Renewed contract with American Airlines
- Incorporated Public Art for Terminal Building Project

FY23 Objectives
- Substantial completion of Terminal Building Modernization Project (TBM) including Roof & HVAC and Electrical System Replacement
- Improve Airport Drainage (Phase 1 Design)
- Continue to seek additional carriers or secondary destinations to better serve our community
- The airport continuously has discussions with existing businesses regarding expansions and potential new business leads that would increase airfield utilization

- Runway 1/19 Design Phase
- Add additional Security Cameras to increase coverage in the terminal and airport property
- Continuing Internship Program

Performance Measures

Strategic Goal: Build a High Performing Government	
Performance Indicators	Proposed FY 2022-2023
Annual Aircraft Landings	42,294
Annual Enplanements	58,885

Strategic Goal: Provide a Safe and Resilient City	
Performance Indicators	Proposed FY 2022-2023
Bird Strikes (per 1,000 operations)	>.000071
Annual FAA Airport Certification	Passed
Annual TSA Security Audit	Passed

Department Diversity

By Race/Ethnicity and Gender

	American Indian/Alaskan Native	Hispanic or Latino	Asian	Black or African American	Native Hawaiian or Pacific Islander	White	Two or More Races	Male	Female
City of Waco Population*	0.4%	31.8%	2.2%	20.6%	0.1%	43.7%	6.4%	48.4%	51.6%
City Organization	1%	19%	1%	10%	0%	67%	2%	64%	36%
Airport	0%	17%	0%	17%	0%	67%	0%	83%	17%

*U.S.Census Bureau: https://www.census.gov/quickfacts/wacocitytexas

Expenditures Summary

FY23 base budget adjustments include increases tied to year over year price adjustments for supplies and equipment. The overall decrease compared to FY22 is due to changes in personnel and vacanies at the time of budget.

$3,205,690 **-$43,191**
(-1.33% vs. prior year)

Airport Proposed and Historical Budget vs. Actual

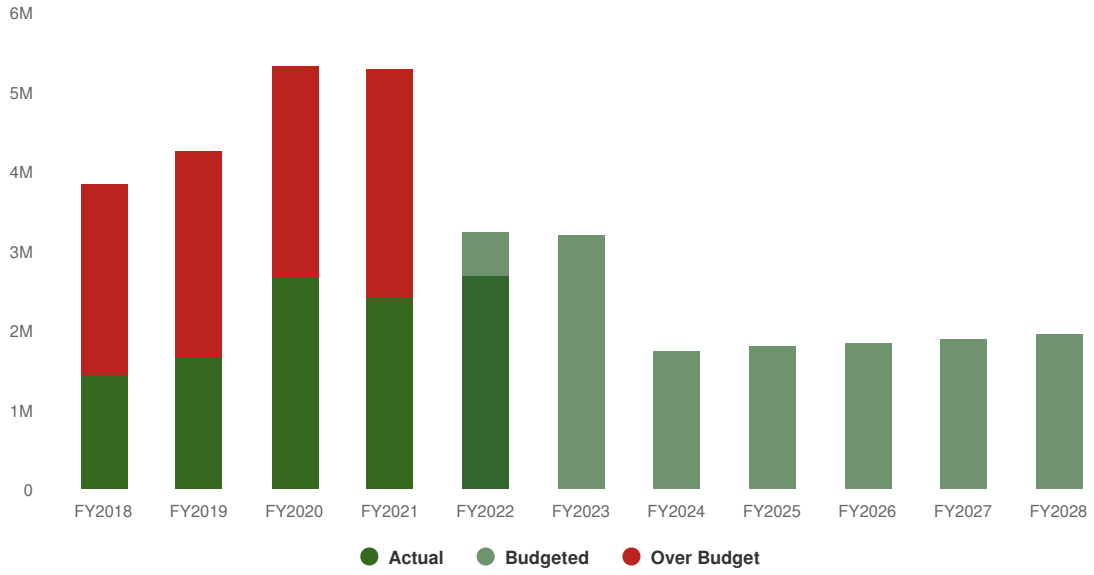

Expenditures by Fund

2023 Expenditures by Fund

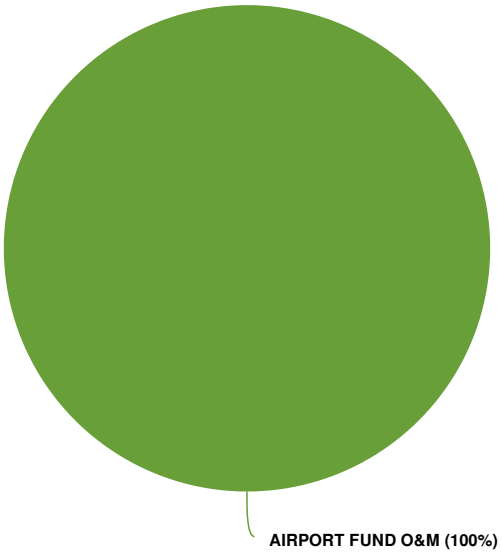

Budgeted and Historical 2023 Expenditures by Fund

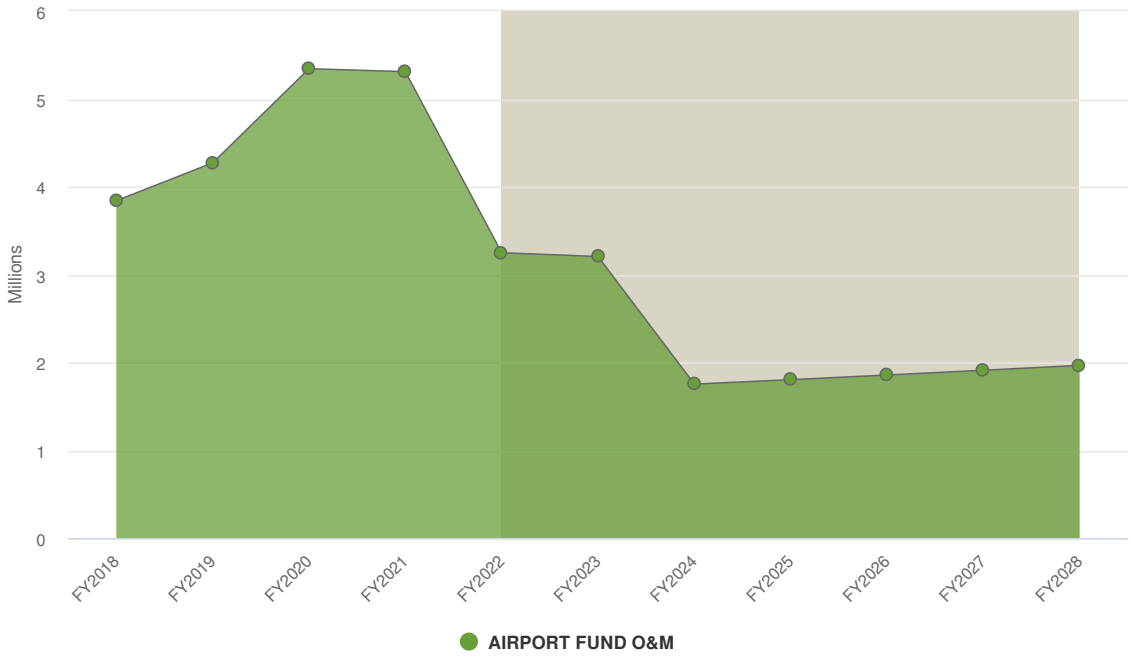

Grey background indicates budgeted figures.

Name	Account ID	FY2022 Amended Budget	FY2022 Actual	FY2023 Budgeted	FY2022 Amended Budget vs. FY2023 Budgeted (% Change)	Notes
AIRPORT FUND O&M						
REGULAR SALARIES	5300-68-6801-000000-601010	$600,134.00	$453,762.51	$588,784.00	-1.9%	
PART TIME - REGULAR	5300-68-6801-000000-601020	$13,000.00	$14,251.35	$14,373.00	10.6%	
OVERTIME	5300-68-6801-000000-601030	$2,000.00	$1,184.75	$1,045.00	-47.7%	
EMPLOYEE PAYOFF	5300-68-6801-000000-601070	$0.00	$656.52	$0.00	0%	
AIRPORT-GROUP HEALTH	5300-68-6801-000000-612101	$92,364.00	$68,788.88	$80,000.00	-13.4%	
AIRPORT-GROUP LIFE	5300-68-6801-000000-612102	$438.00	$330.58	$406.00	-7.3%	
AIRPORT-SOC SEC-MEDIC	5300-68-6801-000000-612200	$47,058.00	$33,316.96	$46,222.00	-1.8%	
AIRPORT-PENSION-	5300-68-6801-000000-612300	$90,229.00	$68,338.60	$88,475.00	-1.9%	
AIRPORT-WORK COMP	5300-68-6801-000000-612600	$34,508.00	$27,927.83	$36,085.00	4.6%	
AIRPORT-SPEC SVC	5300-68-6801-000000-623100	$328,983.50	$266,835.05	$308,827.00	-6.1%	
AIRPORT-IT SERVICES	5300-68-6801-000000-623106	$0.00	$0.00	$49,921.00	N/A	
AIRPORT-UTIL SVC - WATER	5300-68-6801-000000-634101	$15,824.00	$12,501.69	$20,000.00	26.4%	
AIRPORT-UTIL SVC-REFUSE	5300-68-6801-000000-634102	$3,682.00	$3,373.60	$4,551.00	23.6%	
AIRPORT-UTIL SVC - SEWER	5300-68-6801-000000-634103	$3,190.00	$2,439.85	$4,200.00	31.7%	
AIRPORT-UTIL SVC-LANDFILL	5300-68-6801-000000-634104	$20.00	$0.00	$20.00	0%	
AIRPORT-MAINT OF BUILDINGS	5300-68-6801-000000-644701	$20,150.00	$28,850.93	$41,055.00	103.7%	
AIRPORT-MAINT - SIGNS&MARK	5300-68-6801-000000-644711	$0.00	$72.30	$5,000.00	N/A	
AIRPORT-MAINT - RUNWAYS	5300-68-6801-000000-644712	$37,000.00	$7,181.39	$54,230.00	46.6%	
AIRPORT -MAINT-OTHR STRUCT	5300-68-6801-000000-644717	$3,500.00	$5,214.00	$7,126.00	103.6%	
AIRPORT-MAINT - EQUIP	5300-68-6801-000000-644801	$2,000.00	$1,707.23	$3,000.00	50%	
AIRPORT-MAINT - VEH PARTS	5300-68-6801-000000-644803	$42,908.50	$12,429.89	$14,305.00	-66.7%	
AIRPORT-MAINT-VEH-OUTSIDE	5300-68-6801-000000-644805	$4,250.00	$6,678.68	$6,519.00	53.4%	
AIRPORT-MAINT - VEH - MISC	5300-68-6801-000000-644810	$300.00	$706.31	$759.00	153%	
AIRPORT-MAINT-FLEET SVC	5300-68-6801-000000-644825	$22,769.00	$18,974.20	$0.00	-100%	

Name	Account ID	FY2022 Amended Budget	FY2022 Actual	FY2023 Budgeted	FY2022 Amended Budget vs. FY2023 Budgeted (% Change)	Notes
AIRPORT -INSUR - PROPERTY	5300-68-6801-000000-655100	$32,737.00	$32,737.00	$42,296.00	29.2%	
AIRPORT -INSUR -AUTO LIAB	5300-68-6801-000000-655200	$4,989.00	$4,989.00	$7,226.00	44.8%	
AIRPORT -INSUR - GEN LIAB	5300-68-6801-000000-655300	$16,948.00	$16,948.00	$3,040.00	-82.1%	
AIRPORT - COMMUNICATIONS	5300-68-6801-000000-655600	$15,468.00	$10,781.38	$15,486.00	0.1%	
AIRPORT-CELL PHONES	5300-68-6801-000000-655602	$3,448.00	$6,198.36	$7,454.00	116.2%	
AIRPORT-ADVERTISING	5300-68-6801-000000-655700	$500.00	$0.00	$200.00	-60%	
AIRPORT- ADVERTISING-LEGAL ADS	5300-68-6801-000000-655702	$0.00	$99.99	$500.00	N/A	
AIRPORT-TRAVEL&TRAIN	5300-68-6801-000000-655800	$5,000.00	$650.00	$5,000.00	0%	
AIRPORT -DUES AND MEMB	5300-68-6801-000000-655850	$2,795.00	$569.00	$1,547.00	-44.7%	
AIRPORT-OTH PURCHSVC-EQUIP	5300-68-6801-000000-655901	$3,880.00	$3,775.42	$4,344.00	12%	
OTHER PURCH SVCS - COMPUTERS	5300-68-6801-000000-655908	$5,411.50	$0.00	$0.00	-100%	
AIRPORT-SUPPL - OFFICE	5300-68-6801-000000-666101	$3,000.00	$6,000.32	$3,000.00	0%	
AIRPORT-SUPPL-MINOR TOOLS	5300-68-6801-000000-666102	$2,500.00	$1,303.22	$4,772.00	90.9%	
AIRPORT-SUPPL - NON-EXPEND	5300-68-6801-000000-666103	$4,000.00	$524.97	$4,000.00	0%	
AIRPORT-SUPPL - SOFTWARE	5300-68-6801-000000-666104	$12,000.00	$12,044.22	$12,000.00	0%	
AIRPORT-SUPPL-WEAR-APPARL	5300-68-6801-000000-666105	$1,125.00	$437.71	$1,125.00	0%	
AIRPORT-SUPPL-CHEMIC&MEDIC	5300-68-6801-000000-666106	$400.00	$1,301.70	$570.00	42.5%	
AIRPORT-SUPPL-JANITOR/MECH	5300-68-6801-000000-666107	$5,000.00	$3,597.38	$5,000.00	0%	
AIRPORT-SUPPL-BOTANIC/AGRI	5300-68-6801-000000-666108	$0.00	$6.99	$0.00	0%	
AIRPORT-SUPPL - OTHER	5300-68-6801-000000-666110	$900.00	$2,324.35	$1,422.00	58%	
AIRPORT-ENERGY-HEAT&FUEL	5300-68-6801-000000-666201	$11,275.00	$8,856.02	$8,521.00	-24.4%	
AIRPORT-ENERGY - ELECTRIC	5300-68-6801-000000-666202	$93,480.00	$71,739.38	$91,068.00	-2.6%	
AIRPORT-FUEL&LUBR - UNLEAD	5300-68-6801-000000-666301	$6,244.00	$6,362.88	$9,334.00	49.5%	
AIRPORT-FUEL&LUB-DIESEL	5300-68-6801-000000-666302	$7,042.00	$5,673.40	$11,649.00	65.4%	

Name	Account ID	FY2022 Amended Budget	FY2022 Actual	FY2023 Budgeted	FY2022 Amended Budget vs. FY2023 Budgeted (% Change)	Notes
AIRPORT-FUEL&LUBR - LUBRS	5300-68-6801-000000-666303	$751.00	$323.23	$395.00	-47.4%	
AIRPORTE -FLT SVC ALLOC.	5300-68-6801-000000-666825	$2,479.00	$2,065.80	$38,078.00	1,436%	
AIRPORT-OTH EXP-BANK CHG	5300-68-6801-000000-678328	$1,200.00	$0.00	$0.00	-100%	
AIRPORT-BILLINGS FROM OTHERS	5300-68-6801-000000-698402	$800,000.00	$662,877.57	$878,760.00	9.8%	
AIRPORT- XFER TO TXDOT APMN	5300-68-6801-000000-895302	$50,000.00	$0.00	$50,000.00	0%	
TRANSFER TO-AIRPORT CASH CIP	5300-68-6801-000000-895351	$792,000.00	$792,000.00	$624,000.00	-21.2%	
Total AIRPORT FUND O&M:		**$3,248,880.50**	**$2,689,710.39**	**$3,205,690.00**	**-1.3%**	

Expenditures by Expense Type

Budgeted Expenditures by Expense Type

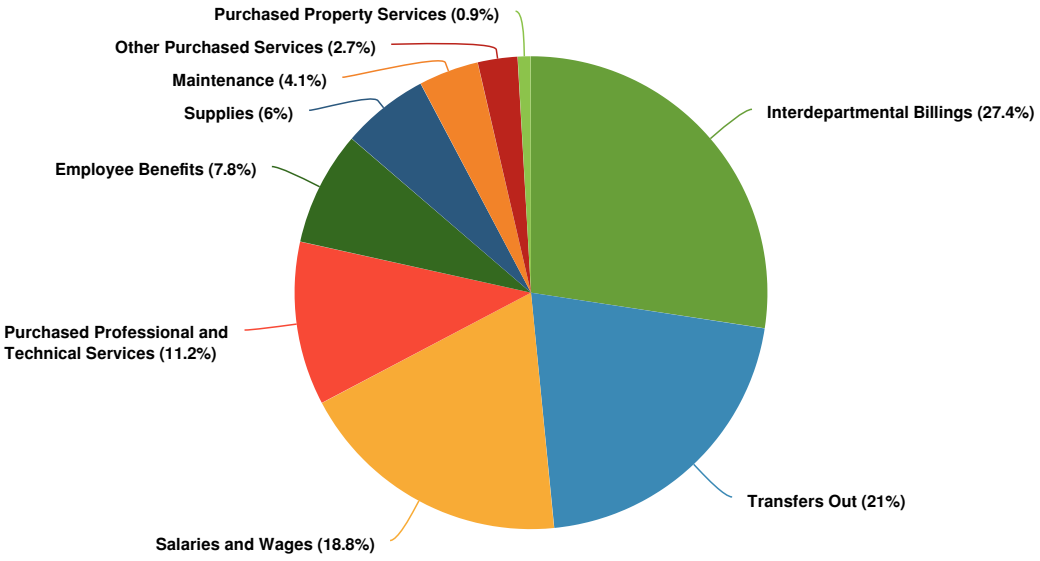

Budgeted and Historical Expenditures by Expense Type

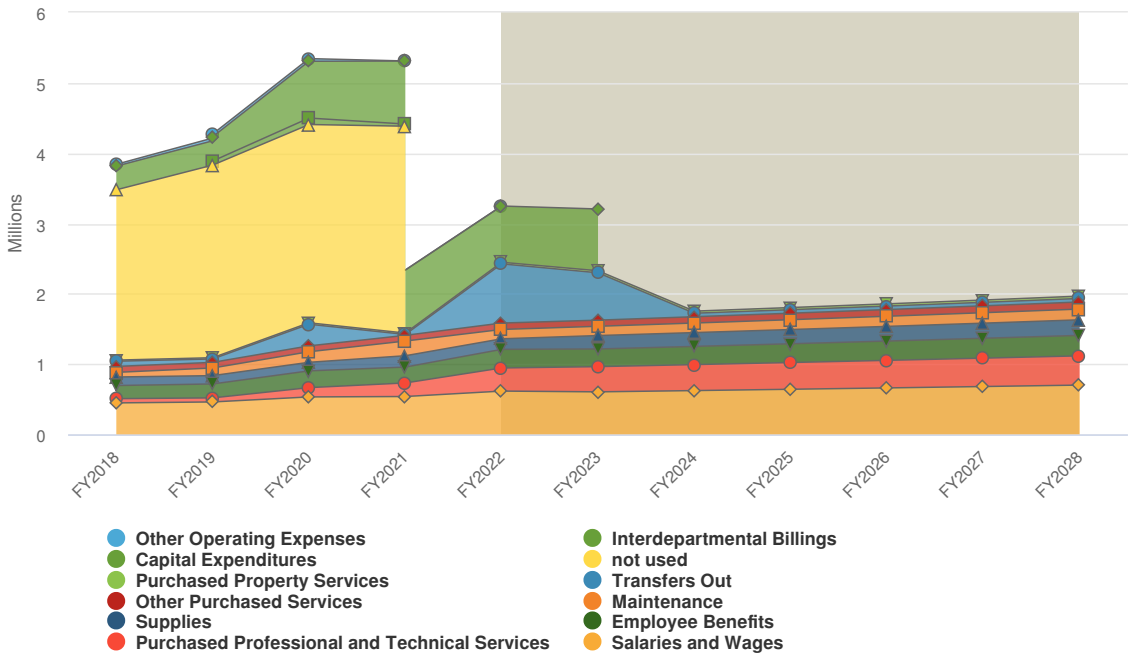

Grey background indicates budgeted figures.

Name	Account ID	FY2022 Amended Budget	FY2022 Actual	FY2023 Budgeted	FY2022 Amended Budget vs. FY2023 Budgeted (% Change)	Notes
Expense Objects						
Salaries and Wages						
REGULAR SALARIES	5300-68-6801-000000-601010	$600,134.00	$453,762.51	$588,784.00	-1.9%	
PART TIME - REGULAR	5300-68-6801-000000-601020	$13,000.00	$14,251.35	$14,373.00	10.6%	
OVERTIME	5300-68-6801-000000-601030	$2,000.00	$1,184.75	$1,045.00	-47.7%	
EMPLOYEE PAYOFF	5300-68-6801-000000-601070	$0.00	$656.52	$0.00	0%	
Total Salaries and Wages:		**$615,134.00**	**$469,855.13**	**$604,202.00**	**-1.8%**	
Employee Benefits						
AIRPORT-GROUP HEALTH	5300-68-6801-000000-612101	$92,364.00	$68,788.88	$80,000.00	-13.4%	
AIRPORT-GROUP LIFE	5300-68-6801-000000-612102	$438.00	$330.58	$406.00	-7.3%	
AIRPORT-SOC SEC-MEDIC	5300-68-6801-000000-612200	$47,058.00	$33,316.96	$46,222.00	-1.8%	

Name	Account ID	FY2022 Amended Budget	FY2022 Actual	FY2023 Budgeted	FY2022 Amended Budget vs. FY2023 Budgeted (% Change)	Notes
AIRPORT-PENSION-	5300-68-6801-000000-612300	$90,229.00	$68,338.60	$88,475.00	-1.9%	
AIRPORT-WORK COMP	5300-68-6801-000000-612600	$34,508.00	$27,927.83	$36,085.00	4.6%	
Total Employee Benefits:		**$264,597.00**	**$198,702.85**	**$251,188.00**	**-5.1%**	
Purchased Professional and Technical Services						
AIRPORT-SPEC SVC	5300-68-6801-000000-623100	$328,983.50	$266,835.05	$308,827.00	-6.1%	
AIRPORT-IT SERVICES	5300-68-6801-000000-623106	$0.00	$0.00	$49,921.00	N/A	
Total Purchased Professional and Technical Services:		**$328,983.50**	**$266,835.05**	**$358,748.00**	**9%**	
Purchased Property Services						
AIRPORT-UTIL SVC - WATER	5300-68-6801-000000-634101	$15,824.00	$12,501.69	$20,000.00	26.4%	
AIRPORT-UTIL SVC-REFUSE	5300-68-6801-000000-634102	$3,682.00	$3,373.60	$4,551.00	23.6%	
AIRPORT-UTIL SVC - SEWER	5300-68-6801-000000-634103	$3,190.00	$2,439.85	$4,200.00	31.7%	
AIRPORT-UTIL SVC-LANDFILL	5300-68-6801-000000-634104	$20.00	$0.00	$20.00	0%	
Total Purchased Property Services:		**$22,716.00**	**$18,315.14**	**$28,771.00**	**26.7%**	
Maintenance						
AIRPORT-MAINT OF BUILDINGS	5300-68-6801-000000-644701	$20,150.00	$28,850.93	$41,055.00	103.7%	
AIRPORT-MAINT -SIGNS&MARK	5300-68-6801-000000-644711	$0.00	$72.30	$5,000.00	N/A	
AIRPORT-MAINT - RUNWAYS	5300-68-6801-000000-644712	$37,000.00	$7,181.39	$54,230.00	46.6%	
AIRPORT -MAINT-OTHR STRUCT	5300-68-6801-000000-644717	$3,500.00	$5,214.00	$7,126.00	103.6%	
AIRPORT-MAINT - EQUIP	5300-68-6801-000000-644801	$2,000.00	$1,707.23	$3,000.00	50%	
AIRPORT-MAINT - VEH PARTS	5300-68-6801-000000-644803	$42,908.50	$12,429.89	$14,305.00	-66.7%	
AIRPORT-MAINT-VEH-OUTSIDE	5300-68-6801-000000-644805	$4,250.00	$6,678.68	$6,519.00	53.4%	
AIRPORT-MAINT - VEH - MISC	5300-68-6801-000000-644810	$300.00	$706.31	$759.00	153%	
AIRPORT-MAINT-FLEET SVC	5300-68-6801-000000-644825	$22,769.00	$18,974.20	$0.00	-100%	

Name	Account ID	FY2022 Amended Budget	FY2022 Actual	FY2023 Budgeted	FY2022 Amended Budget vs. FY2023 Budgeted (% Change)	Notes
Total Maintenance:		**$132,877.50**	**$81,814.93**	**$131,994.00**	**-0.7%**	
Other Purchased Services						
AIRPORT -INSUR - PROPERTY	5300-68-6801-000000-655100	$32,737.00	$32,737.00	$42,296.00	29.2%	
AIRPORT -INSUR -AUTO LIAB	5300-68-6801-000000-655200	$4,989.00	$4,989.00	$7,226.00	44.8%	
AIRPORT -INSUR - GEN LIAB	5300-68-6801-000000-655300	$16,948.00	$16,948.00	$3,040.00	-82.1%	
AIRPORT -COMMUNICATIONS	5300-68-6801-000000-655600	$15,468.00	$10,781.38	$15,486.00	0.1%	
AIRPORT-CELL PHONES	5300-68-6801-000000-655602	$3,448.00	$6,198.36	$7,454.00	116.2%	
AIRPORT-ADVERTISING	5300-68-6801-000000-655700	$500.00	$0.00	$200.00	-60%	
AIRPORT- ADVERTISING-LEGAL ADS	5300-68-6801-000000-655702	$0.00	$99.99	$500.00	N/A	
AIRPORT-TRAVEL&TRAIN	5300-68-6801-000000-655800	$5,000.00	$650.00	$5,000.00	0%	
AIRPORT -DUES AND MEMB	5300-68-6801-000000-655850	$2,795.00	$569.00	$1,547.00	-44.7%	
AIRPORT-OTH PURCHSVC-EQUIP	5300-68-6801-000000-655901	$3,880.00	$3,775.42	$4,344.00	12%	
OTHER PURCH SVCS - COMPUTERS	5300-68-6801-000000-655908	$5,411.50	$0.00	$0.00	-100%	
Total Other Purchased Services:		**$91,176.50**	**$76,748.15**	**$87,093.00**	**-4.5%**	
Supplies						
AIRPORT-SUPPL - OFFICE	5300-68-6801-000000-666101	$3,000.00	$6,000.32	$3,000.00	0%	
AIRPORT-SUPPL-MINOR TOOLS	5300-68-6801-000000-666102	$2,500.00	$1,303.22	$4,772.00	90.9%	
AIRPORT-SUPPL - NON-EXPEND	5300-68-6801-000000-666103	$4,000.00	$524.97	$4,000.00	0%	
AIRPORT-SUPPL - SOFTWARE	5300-68-6801-000000-666104	$12,000.00	$12,044.22	$12,000.00	0%	
AIRPORT-SUPPL-WEAR-APPARL	5300-68-6801-000000-666105	$1,125.00	$437.71	$1,125.00	0%	
AIRPORT-SUPPL-CHEMIC&MEDIC	5300-68-6801-000000-666106	$400.00	$1,301.70	$570.00	42.5%	
AIRPORT-SUPPL-JANITOR/MECH	5300-68-6801-000000-666107	$5,000.00	$3,597.38	$5,000.00	0%	
AIRPORT-SUPPL-BOTANIC/AGRI	5300-68-6801-000000-666108	$0.00	$6.99	$0.00	0%	
AIRPORT-SUPPL - OTHER	5300-68-6801-000000-666110	$900.00	$2,324.35	$1,422.00	58%	

Name	Account ID	FY2022 Amended Budget	FY2022 Actual	FY2023 Budgeted	FY2022 Amended Budget vs. FY2023 Budgeted (% Change)	Notes
AIRPORT-ENERGY-HEAT&FUEL	5300-68-6801-000000-666201	$11,275.00	$8,856.02	$8,521.00	-24.4%	
AIRPORT-ENERGY -ELECTRIC	5300-68-6801-000000-666202	$93,480.00	$71,739.38	$91,068.00	-2.6%	
AIRPORT-FUEL&LUBR -UNLEAD	5300-68-6801-000000-666301	$6,244.00	$6,362.88	$9,334.00	49.5%	
AIRPORT-FUEL&LUB-DIESEL	5300-68-6801-000000-666302	$7,042.00	$5,673.40	$11,649.00	65.4%	
AIRPORT-FUEL&LUBR - LUBRS	5300-68-6801-000000-666303	$751.00	$323.23	$395.00	-47.4%	
AIRPORTE -FLT SVC ALLOC.	5300-68-6801-000000-666825	$2,479.00	$2,065.80	$38,078.00	1,436%	
Total Supplies:		**$150,196.00**	**$122,561.57**	**$190,934.00**	**27.1%**	
Other Operating Expenses						
AIRPORT-OTH EXP-BANK CHG	5300-68-6801-000000-678328	$1,200.00	$0.00	$0.00	-100%	
Total Other Operating Expenses:		**$1,200.00**	**$0.00**	**$0.00**	**-100%**	
Interdepartmental Billings						
AIRPORT-BILLINGS FROM OTHERS	5300-68-6801-000000-698402	$800,000.00	$662,877.57	$878,760.00	9.8%	
Total Interdepartmental Billings:		**$800,000.00**	**$662,877.57**	**$878,760.00**	**9.8%**	
Transfers Out						
AIRPORT- XFER TO TXDOT APMN	5300-68-6801-000000-895302	$50,000.00	$0.00	$50,000.00	0%	
TRANSFER TO-AIRPORT CASH CIP	5300-68-6801-000000-895351	$792,000.00	$792,000.00	$624,000.00	-21.2%	
Total Transfers Out:		**$842,000.00**	**$792,000.00**	**$674,000.00**	**-20%**	
Total Expense Objects:		**$3,248,880.50**	**$2,689,710.39**	**$3,205,690.00**	**-1.3%**	

Convention Center & Visitor's Bureau

Mission
To generate economic impact to the Waco area by attracting meetings, conventions, sports, and event businesses to the Waco Convention Center and other area venues, as well as marketing the city and its tourism assets as a destination for leisure travelers.

Departmental Overview
The Waco Convention Center & Visitors Bureau markets the city and its tourism assets as a destination and manages two facilities: the Waco Convention Center (144,000 sq. ft.), and the Waco Welcome Center.

Stakeholders and FTEs

The Convention Center & Visitors Bureau Commission, tourism industry, government officials, Chambers of Commerce, Baylor University, Texas Brazos Trail, partner cities, film industry, music industry, Waco Tourism Public Improvement District, community residents, visitors, and media.

- 34.9500 FTES

Programs of Services

- To manage the Waco Convention Center with goals for both revenues (cost recovery) and economic development (hotel room nights). This relates to the strategic goal for facilitating economic development.
- To increase bookings of large conventions and events with 500+ room nights. This relates to the strategic goal for facilitating economic development.
- To keep the Waco Convention Center in excellent condition through preventive maintenance, strategic capital improvements, and a dedication to cleanliness. This relates to the strategic goal for improving infrastructure.

FY22 Accomplishments
– Waco Convention Center

- Held successful 50th anniversary celebration for the Waco Convention Center on January 26, 2022.
- Generated estimated $715,790 from rentals of meeting rooms and equipment. In FY 2020-21, $381,489 in revenue were generated.
- Hosted 180 events, with over 90,000 total attendees.
- Repairs and maintenance have included installation of a new full-color marquee at the corner of Washington Avenue and University-Parks Drive, replacement of several air conditioning units, and a sound system upgrade for the facility.
- Upgraded Chisholm Hall lighting to energy efficient led bulbs and table equipment to the lighter, more durable, aluminum linenless round silver swirl table.
- Replaced four (4) lobby furniture areas.
- Installing new carpet

– Waco Convention & Visitors Bureau

- The Waco Tourism Public Improvement District, in existence since October 2020, continues to be administered by the Waco Convention & Visitors Bureau. Key statistics to date (Oct. -Feb 2022):
- $169,750 in incentives have been awarded for the fiscal year
- A marketing agency of record has been chosen for the TPID.
- Hotel tax is anticipated to come in well over budget for the FY22. By departmental calculations, this would be slightly over $5,000,000 vs. budget of $4.2 million.
- Fiscal year to date, the Waco Welcome Center has served over 19,000 visitors in person.
- The Waco CCVB resumed marketing Waco as a destination for meetings, conventions, group tours, and leisure travelers at trade shows and events.
- The Waco CCVB Sales Team booked 58,415 room nights. Last year, 39,804 room nights were generated.
- Launching online merchandise sales through Shopify

FY23 Goals
– Waco Convention Center

- Return to pre-Covid occupancy while hosting a full booking calendar of events at the Waco Convention Center
- Exceed pre-COVID levels of convention hotel room nights and hotel tax revenue generation
- Reinstate a full roster of in-person bids, site tours, sales tradeshows, and sales calls.

- Continue to collaborate with industry partners, including lodging properties, attractions, museums, venues, arts and sports organizations, area chambers and others.

– Waco Convention & Visitors Bureau

- Market Waco as a destination city for both leisure travelers and conventioneers by taking advantage of strategically targeted opportunities
- Exceed pre-COVID levels of leisure room nights and hotel tax revenue generation
- Activate mobile Waco Welcome Center
- In-person Increase revenue through in-person and online Gift Shop Sales

Performance Measures

Strategic Goal: Facilitate Economic Development			
Performance Indicators	**Actual FY 2020-21**	**Estimated FY 2021-2022**	**Proposed FY 2022-2023**
Waco Convention Center Revenues	$381,489	$715,790	$750,000
Hotel Room Nights Generated by Convention Sales	58,415	50,043	65,000
Hotel Tax Revenue	$4,519,547	YTD (through April) $3,085,018	$5,000,000

Department Diversity
By Race/Ethnicity and Gender

	American Indian/Alaskan Native	Hispanic or Latino	Asian	Black or African American	Native Hawaiian or Pacific Islander	White	Two or More Races	Male	Female
City of Waco Population	0.4%	31.8%	2.2%	20.6%	0.1%	43.7%	6.4%	48.4%	51.6%
City Organization	1%	19%	1%	10%	0%	67%	2%	64%	36%
Convention Center & Visitor's Bureau	0%	9%	0%	13%	0%	70%	9%	30%	70%

*U.S.Census Bureau: https://www.census.gov/quickfacts/wacocitytexas

Expenditures Summary

The FY23 decline is primarily a result of reduction of transfers out for capital improvement program projects that occurred in FY22 related to carpet replacement and a new visitor's center. This reduction is offset by adding indirect costs at their full value to the fund, increased salaries and benefits for personnel, the replacement of lobby furniture and the addition of one part-time Customer Service Representative.

$7,353,835 **-$106,453**
(-1.43% vs. prior year)

Convention Center & Visitor's Bureau Proposed and Historical Budget vs. Actual

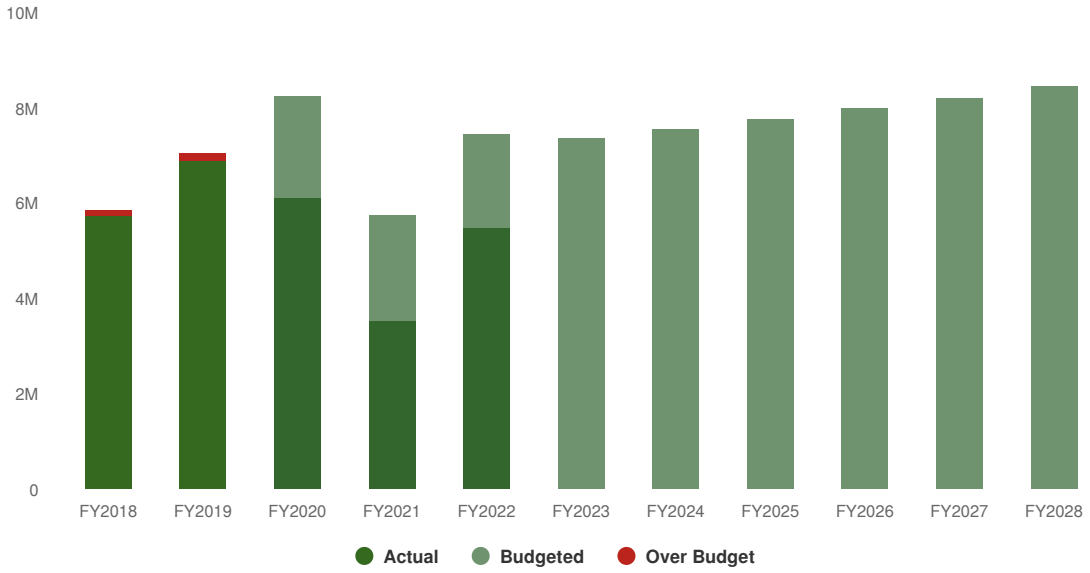

Expenditures by Fund

2023 Expenditures by Fund

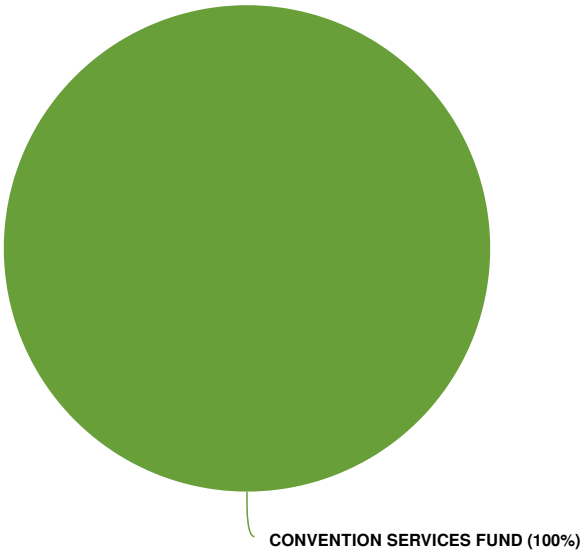

Budgeted and Historical 2023 Expenditures by Fund

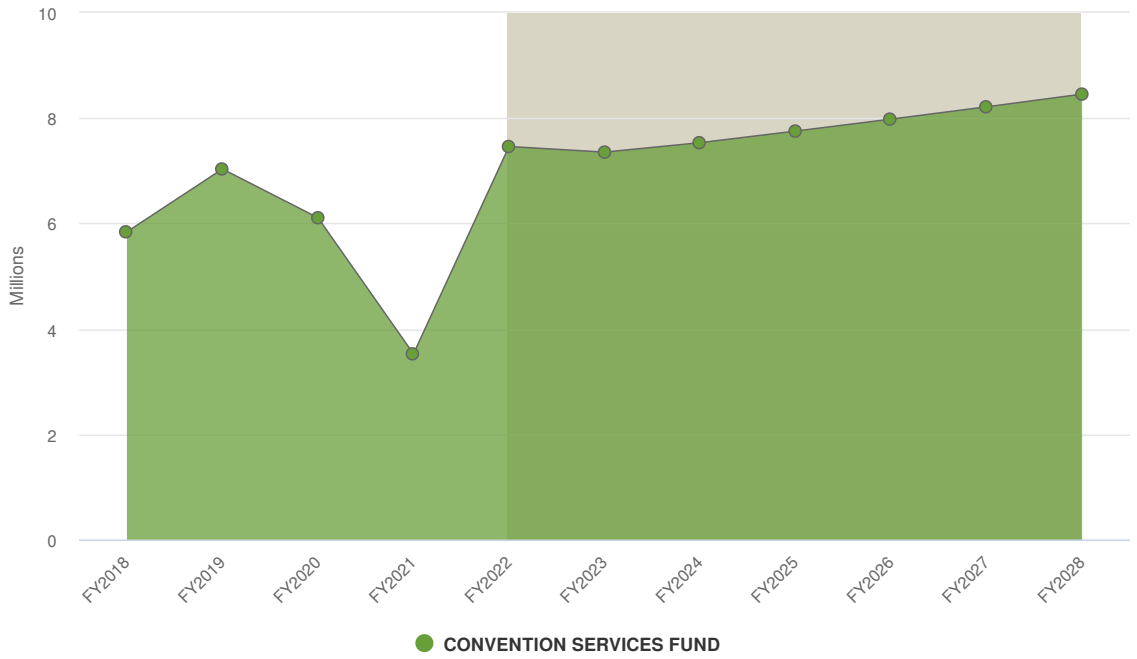

Grey background indicates budgeted figures.

Name	Account ID	FY2022 Amended Budget	FY2022 Actual	FY2023 Budgeted	FY2022 Amended Budget vs. FY2023 Budgeted (% Change)	Notes
CONVENTION SERVICES FUND						
REGULAR SALARIES	5400-64-6401-000000-601010	$315,336.00	$125,073.69	$350,646.00	11.2%	
OVERTIME	5400-64-6401-000000-601030	$500.00	$654.86	$406.00	-18.8%	
EMPLOYEE PAYOFF	5400-64-6401-000000-601070	$0.00	$1,907.39	$0.00	0%	
REGULAR SALARIES	5400-64-6402-000000-601010	$584,057.00	$295,457.38	$636,418.00	9%	
OVERTIME	5400-64-6402-000000-601030	$500.00	$12,196.67	$6,434.00	1,186.8%	
EMPLOYEE PAYOFF	5400-64-6402-000000-601070	$0.00	$3,009.87	$0.00	0%	
REGULAR SALARIES	5400-64-6440-000000-601010	$406,073.00	$163,884.21	$431,013.00	6.1%	
OVERTIME	5400-64-6440-000000-601030	$11,000.00	$0.00	$0.00	-100%	
REGULAR SALARIES	5400-64-6441-000000-601010	$271,850.00	$223,735.82	$301,701.00	11%	
PART TIME - REGULAR	5400-64-6441-000000-601020	$32,000.00	$10,348.68	$59,369.00	85.5%	

Name	Account ID	FY2022 Amended Budget	FY2022 Actual	FY2023 Budgeted	FY2022 Amended Budget vs. FY2023 Budgeted (% Change)	Notes
OVERTIME	5400-64-6441-000000-601030	$16,000.00	$3,318.26	$426.00	-97.3%	
EMPLOYEE PAYOFF	5400-64-6441-000000-601070	$0.00	$2,936.98	$0.00	0%	
REGULAR SALARIES	5400-64-6445-000000-601010	$95,025.00	$68,044.00	$110,764.00	16.6%	
OVERTIME	5400-64-6445-000000-601030	$13,000.00	$455.65	$0.00	-100%	
CONVADMIN -GROUP HEALTH	5400-64-6401-000000-612101	$38,485.00	$19,627.46	$40,000.00	3.9%	
CONVADMIN -GROUP LIFE	5400-64-6401-000000-612102	$199.00	$100.41	$215.00	8%	
CONVADMIN -SOC SEC-MEDIC	5400-64-6401-000000-612200	$24,161.00	$9,460.62	$26,855.00	11.2%	
CONVADMIN -PENSION-	5400-64-6401-000000-612300	$47,376.00	$19,145.42	$52,658.00	11.1%	
CONVADMIN -WORK COMP	5400-64-6401-000000-612600	$731.00	$289.02	$815.00	11.5%	
CONVOPERAT -GROUP HEALTH	5400-64-6402-000000-612101	$115,456.00	$55,041.58	$120,000.00	3.9%	
CONVOPERAT -GROUP LIFE	5400-64-6402-000000-612102	$499.00	$256.68	$574.00	15%	
CONVOPERAT -SOC SEC-MEDIC	5400-64-6402-000000-612200	$44,719.00	$22,914.19	$49,178.00	10%	
CONVOPERAT -PENSION-	5400-64-6402-000000-612300	$87,683.00	$46,599.70	$96,428.00	10%	
CONVOPERAT -WORK COMP	5400-64-6402-000000-612600	$24,668.00	$13,225.84	$27,338.00	10.8%	
CONVSALES -GROUP HEALTH	5400-64-6440-000000-612101	$46,182.00	$20,140.60	$48,000.00	3.9%	
CONVSALES -GROUP LIFE	5400-64-6440-000000-612102	$270.00	$118.07	$284.00	5.2%	
CONVSALES -SOC SEC-MEDIC	5400-64-6440-000000-612200	$31,906.00	$11,893.44	$32,972.00	3.3%	
CONVSALES -PENSION-	5400-64-6440-000000-612300	$62,562.00	$24,582.69	$64,652.00	3.3%	
CONVSALES -WORK COMP	5400-64-6440-000000-612600	$1,358.00	$371.20	$976.00	-28.1%	
CONVMARKET -GROUP HEALTH	5400-64-6441-000000-612101	$38,485.00	$28,992.20	$40,000.00	3.9%	
CONVMARKET -GROUP LIFE	5400-64-6441-000000-612102	$209.00	$160.49	$218.00	4.3%	
CONVMARKET -SOC SEC-MEDIC	5400-64-6441-000000-612200	$24,469.00	$17,733.63	$27,655.00	13%	
CONVMARKET -PENSION-	5400-64-6441-000000-612300	$42,944.00	$34,498.78	$45,319.00	5.5%	
CONVMARKET -WORK COMP	5400-64-6441-000000-612600	$740.00	$544.38	$839.00	13.4%	

Name	Account ID	FY2022 Amended Budget	FY2022 Actual	FY2023 Budgeted	FY2022 Amended Budget vs. FY2023 Budgeted (% Change)	Notes
CONVCATER -GROUP HEALTH	5400-64-6445-000000-612101	$23,091.00	$13,854.68	$24,000.00	3.9%	
CONVCATER -GROUP LIFE	5400-64-6445-000000-612102	$89.00	$51.84	$105.00	18%	
CONVCATER -SOC SEC-MEDIC	5400-64-6445-000000-612200	$8,264.00	$5,042.80	$8,473.00	2.5%	
CONVCATER -PENSION-	5400-64-6445-000000-612300	$16,203.00	$10,274.96	$16,615.00	2.5%	
CONVCATER -WORK COMP	5400-64-6445-000000-612600	$2,268.00	$1,335.83	$2,160.00	-4.8%	
CONVADMIN -SPEC SVC	5400-64-6401-000000-623100	$20,490.00	$1,495.40	$20,490.00	0%	
CONVADMIN -SPEC SVC-TEMPS	5400-64-6401-000000-623105	$50,000.00	$9,419.02	$50,000.00	0%	
CONVADMIN -IT SERVICES	5400-64-6401-000000-623106	$0.00	$0.00	$108,292.00	N/A	
CONVOPERAT -SPEC SVC	5400-64-6402-000000-623100	$100,000.00	$198,750.36	$100,000.00	0%	
CONVOPERAT -SPEC SVC-TEMPS	5400-64-6402-000000-623105	$100,000.00	$66,257.50	$100,000.00	0%	
CONVOPERAT -IT SERVICES	5400-64-6402-000000-623106	$0.00	$0.00	$6,998.00	N/A	
CONVSALES -IT SERVICES	5400-64-6440-000000-623106	$0.00	$0.00	$3,328.00	N/A	
CONVMARKET -SPEC SVC	5400-64-6441-000000-623100	$0.00	$9,411.28	$540.00	N/A	
CONVMARKET -IT SERVICES	5400-64-6441-000000-623106	$0.00	$0.00	$15,358.00	N/A	
CONVCATER -SPEC SVC	5400-64-6445-000000-623100	$540.00	$6,994.44	$540.00	0%	
CONVCATER -SPEC SVC-TEMPS	5400-64-6445-000000-623105	$180,000.00	$89,466.52	$180,000.00	0%	
CONVADMIN -FACILITY RENT	5400-64-6401-000000-634401	$1,100.00	$1,650.00	$1,613.00	46.6%	
CONVOPERAT -UTIL SVC -WATER	5400-64-6402-000000-634101	$27,500.00	$24,477.50	$32,000.00	16.4%	
CONVOPERAT -UTIL SVC-REFUSE	5400-64-6402-000000-634102	$5,000.00	$4,137.68	$5,328.00	6.6%	
CONVOPERAT -UTIL SVC -SEWER	5400-64-6402-000000-634103	$6,050.00	$4,797.84	$7,700.00	27.3%	
CONVADMIN -MAINT -EQUIP	5400-64-6401-000000-644801	$0.00	$561.00	$0.00	0%	
CONVADMIN -MAINT -OTHER	5400-64-6401-000000-644815	$49,500.00	$39,123.17	$49,500.00	0%	
CONVOPERAT -LAND MAINTENANCE	5400-64-6402-000000-644601	$60,204.00	$48,724.20	$60,204.00	0%	
CONVOPERAT -MAINT OF BUILDINGS	5400-64-6402-000000-644701	$25,000.00	$81,966.03	$385,000.00	1,440%	

Name	Account ID	FY2022 Amended Budget	FY2022 Actual	FY2023 Budgeted	FY2022 Amended Budget vs. FY2023 Budgeted (% Change)	Notes
CONVOPERAT -MAINT - SIGNS&MARK	5400-64-6402-000000-644711	$0.00	$131.18	$0.00	0%	
CONVOPERAT -MAINT - EQUIP	5400-64-6402-000000-644801	$5,000.00	$7,140.36	$5,000.00	0%	
CONVOPERAT -MAINT - VEH PARTS	5400-64-6402-000000-644803	$2,936.00	$751.33	$825.00	-71.9%	
CONVOPERAT -MAINT-VEH-OUTSIDE	5400-64-6402-000000-644805	$350.00	$452.26	$470.00	34.3%	
CONVOPERAT -MAINT - VEH - MISC	5400-64-6402-000000-644810	$300.00	$71.98	$0.00	-100%	
CONVOPERAT -MAINT - HEAT/COOL	5400-64-6402-000000-644812	$50,000.00	$11,873.62	$50,000.00	0%	
CONVOPERAT -MAINT - OTHER	5400-64-6402-000000-644815	$32,491.00	$16,265.20	$32,491.00	0%	
CONVOPERAT-MAINT-FLEET SVC	5400-64-6402-000000-644825	$778.00	$648.30	$0.00	-100%	
CONVSALES -MAINT - OTHER	5400-64-6440-000000-644815	$10,700.00	$12,247.76	$10,700.00	0%	
CONVMARKET -MAINT OF BUILDINGS	5400-64-6441-000000-644701	$0.00	$10,260.00	$0.00	0%	
CONVMARKET -MAINT - OTHER	5400-64-6441-000000-644815	$4,100.00	$6,748.40	$4,100.00	0%	
CONVCATER -MAINT - EQUIP	5400-64-6445-000000-644801	$10,000.00	$1,319.93	$10,000.00	0%	
CONVADMIN -INSUR - PROPERTY	5400-64-6401-000000-655100	$25,403.00	$25,403.00	$32,820.00	29.2%	
CONVADMIN -INSUR - AUTO LIAB	5400-64-6401-000000-655200	$1,995.00	$1,995.00	$2,889.00	44.8%	
CONVADMIN -INSUR - GEN LIAB	5400-64-6401-000000-655300	$2,942.00	$2,942.00	$1,584.00	-46.2%	
CONVADMIN - COMMUNICATIONS	5400-64-6401-000000-655600	$5,300.00	$4,853.29	$5,300.00	0%	
CONVADMIN -CELL PHONES	5400-64-6401-000000-655602	$2,504.00	$2,762.18	$2,504.00	0%	
CONVADMIN - ADVERTISING	5400-64-6401-000000-655700	$193,264.04	$25,644.02	$0.00	-100%	
CONVADMIN -ADVERT-PROMO	5400-64-6401-000000-655701	$30,500.00	$26,712.22	$0.00	-100%	
CONVADMIN -EVENT INCENTIVES	5400-64-6401-000000-655703	$200,000.00	$301,625.00	$250,000.00	25%	
CONVADMIN - TRAVEL&TRAIN	5400-64-6401-000000-655800	$100,000.00	$34,314.20	$73,000.00	-27%	
CONVADMIN -DUES AND MEMB	5400-64-6401-000000-655850	$26,470.00	$2,815.12	$52,940.00	100%	
CONVADMIN -OTH PURCHSVC-EQUIP	5400-64-6401-000000-655901	$2,160.00	$2,112.22	$2,160.00	0%	
CONVADMIN -OTH PURCH SVC -COMP	5400-64-6401-000000-655908	$0.00	$364.77	$0.00	0%	

Name	Account ID	FY2022 Amended Budget	FY2022 Actual	FY2023 Budgeted	FY2022 Amended Budget vs. FY2023 Budgeted (% Change)	Notes
CONVOPERAT -INSUR - GEN LIAB	5400-64-6402-000000-655300	$6,305.00	$6,305.00	$3,504.00	-44.4%	
CONVOPERAT -OTH PURCHSVC-EQUIP	5400-64-6402-000000-655901	$0.00	$125.00	$0.00	0%	
CONVSALES -INSUR - GEN LIAB	5400-64-6440-000000-655300	$1,682.00	$1,682.00	$1,760.00	4.6%	
CONVSALES - ADVERTISING	5400-64-6440-000000-655700	$0.00	$8,662.55	$0.00	0%	
CONVSALES -ADVERT-PROMO	5400-64-6440-000000-655701	$50,000.00	$54,816.32	$0.00	-100%	
CONVSALES - TRAVEL&TRAIN	5400-64-6440-000000-655800	$0.00	$4,249.90	$0.00	0%	
CONVSALES -DUES AND MEMB	5400-64-6440-000000-655850	$0.00	$125.00	$0.00	0%	
CONVMARKET -INSUR - GEN LIAB	5400-64-6441-000000-655300	$1,870.00	$1,870.00	$636.00	-66%	
CONVMARKET - COMMUNICATIONS	5400-64-6441-000000-655600	$948.00	$920.07	$948.00	0%	
CONVMARKET - ADVERTISING	5400-64-6441-000000-655700	$1,083,785.10	$832,361.21	$1,201,921.00	10.9%	
CONVMARKET -ADVERT-PROMO	5400-64-6441-000000-655701	$23,500.00	$28,655.58	$104,000.00	342.6%	
CONVMARKET - TRAVEL&TRAIN	5400-64-6441-000000-655800	$0.00	$2,887.28	$27,000.00	N/A	
CONVMARKET -DUES AND MEMB	5400-64-6441-000000-655850	$0.00	$2,615.00	$0.00	0%	
CONVMARKET -OTH PURCHSVC-EQUIP	5400-64-6441-000000-655901	$1,860.00	$966.96	$1,860.00	0%	
CONVCATER -INSUR - GEN LIAB	5400-64-6445-000000-655300	$2,101.00	$2,101.00	$914.00	-56.5%	
CONVCATER -DUES AND MEMB	5400-64-6445-000000-655850	$0.00	$19,555.00	$0.00	0%	
CONVADMIN -SUPPL - OFFICE	5400-64-6401-000000-666101	$8,000.00	$10,015.86	$8,000.00	0%	
CONVENTION SVCS - MINOR TOOLS	5400-64-6401-000000-666102	$0.00	$70.29	$0.00	0%	
CONVADMIN -SUPPL - NON-EXPEND	5400-64-6401-000000-666103	$0.00	$4,398.03	$0.00	0%	
CONVADMIN -SUPPL-CHEMIC&MEDIC	5400-64-6401-000000-666106	$100.00	$0.00	$100.00	0%	
CONVADMIN -SUPPL - OTHER	5400-64-6401-000000-666110	$7,000.00	$4,449.77	$7,000.00	0%	
CONVOPERAT -SUPPL-MINOR TOOLS	5400-64-6402-000000-666102	$7,500.00	$5,325.60	$7,500.00	0%	
CONVOPERAT -SUPPL - NON-EXPEND	5400-64-6402-000000-666103	$0.00	$49,107.77	$0.00	0%	
CONVOPERAT -SUPPL-WEAR-APPARL	5400-64-6402-000000-666105	$5,716.70	$2,720.70	$5,156.00	-9.8%	

Name	Account ID	FY2022 Amended Budget	FY2022 Actual	FY2023 Budgeted	FY2022 Amended Budget vs. FY2023 Budgeted (% Change)	Notes
CONVOPERAT -SUPPL-CHEMIC&MEDIC	5400-64-6402-000000-666106	$824.00	$832.75	$824.00	0%	
CONVOPERAT -SUPPL-JANITOR/MECH	5400-64-6402-000000-666107	$20,000.00	$10,492.15	$20,000.00	0%	
CONVOPERAT -SUPPL -OTHER	5400-64-6402-000000-666110	$0.00	$64.77	$0.00	0%	
CONVOPERAT -ENERGY-HEAT&FUEL	5400-64-6402-000000-666201	$50,500.00	$31,912.63	$33,662.00	-33.3%	
CONVOPERAT -ENERGY -ELECTRIC	5400-64-6402-000000-666202	$262,000.00	$136,912.97	$157,188.00	-40%	
CONVOPERAT -ENER-PROP/BUT/ACET	5400-64-6402-000000-666205	$134.00	$0.00	$56.00	-58.2%	
CONVOPERAT -FUEL&LUBR -UNLEAD	5400-64-6402-000000-666301	$430.00	$432.45	$527.00	22.6%	
CONVOPERAT -FUEL&LUBR - LUBRS	5400-64-6402-000000-666303	$50.00	$0.00	$0.00	-100%	
CONVOPERAT -FLT SVC ALLOC.	5400-64-6402-000000-666825	$172.00	$143.30	$2,131.00	1,139%	
CONVSALES- SUPPL-WEAR-APPARL	5400-64-6440-000000-666105	$0.00	$97.35	$0.00	0%	
CONVMARKET -SUPPL -OFFICE	5400-64-6441-000000-666101	$15,000.00	$10,313.51	$15,000.00	0%	
CONVMARKET -SUPPL-MINOR TOOLS	5400-64-6441-000000-666102	$100.00	$47.47	$100.00	0%	
CONVMARKET -SUPPL -NON-EXPEND	5400-64-6441-000000-666103	$0.00	$2,170.83	$0.00	0%	
CONVMARKET -SUPPL -SOFTWARE	5400-64-6441-000000-666104	$3,000.00	$763.14	$3,000.00	0%	
CONVMARKET -SUPPL-CHEMIC&MEDIC	5400-64-6441-000000-666106	$100.00	$359.51	$100.00	0%	
CONVMARKET -SUPPL-JANITOR/MECH	5400-64-6441-000000-666107	$1,408.00	$1,096.97	$1,408.00	0%	
CONVMARKET -SUPPL -OTHER	5400-64-6441-000000-666110	$500.00	$3,004.56	$500.00	0%	
CONVMARKET -ENERGY -ELECTRIC	5400-64-6441-000000-666202	$1,000.00	$573.99	$635.00	-36.5%	
CONVCATER -SUPPL -OFFICE	5400-64-6445-000000-666101	$26.90	$26.90	$0.00	-100%	
CONVCATER -SUPPL-MINOR TOOLS	5400-64-6445-000000-666102	$8,750.00	$636.67	$8,750.00	0%	
CONVCATER -SUPPL-WEAR-APPARL	5400-64-6445-000000-666105	$1,054.53	$54.53	$1,000.00	-5.2%	
CONVCATER -SUPPL-CHEMIC&MEDIC	5400-64-6445-000000-666106	$450.00	$206.88	$450.00	0%	
CONVCATER -SUPPL-JANITOR/MECH	5400-64-6445-000000-666107	$2,750.00	$2,195.23	$2,750.00	0%	
CONVCATER -SUPPL -OTHER	5400-64-6445-000000-666110	$20,000.00	$11,346.85	$20,000.00	0%	

Name	Account ID	FY2022 Amended Budget	FY2022 Actual	FY2023 Budgeted	FY2022 Amended Budget vs. FY2023 Budgeted (% Change)	Notes
CONVADMIN -OTH EXPS-INDIRECT	5400-64-6401-000000-678304	$200,000.00	$166,666.70	$939,174.00	369.6%	
CONVOPERAT -OTH EXP-BANK CHG	5400-64-6402-000000-678328	$8,750.00	$11,047.61	$10,000.00	14.3%	
CONVMARKET -INV PURCH RESALE	5400-64-6441-000000-678600	$25,000.00	$25,920.35	$37,500.00	50%	
CONVCATER -OTHEXP-MIXBEV-BEER	5400-64-6445-000000-678351	$7,750.00	$2,918.52	$7,750.00	0%	
CONVCATER -OTHEXP-MIXBEV-WINE	5400-64-6445-000000-678352	$4,750.00	$646.05	$4,750.00	0%	
CONVCATER -OTH EX-MIX BEV-LIQR	5400-64-6445-000000-678353	$4,250.00	$7,342.29	$4,250.00	0%	
CONVCATER -INV PURCH RESALE	5400-64-6445-000000-678600	$200,000.00	$56,670.55	$200,000.00	0%	
BILLINGS - FROM OTHERS	5400-64-6401-000000-698402	$0.00	$0.00	$31,482.00	N/A	
BILLINGS - FROM OTHERS	5400-64-6402-000000-698402		$0.00	$1,394.00	N/A	
BILLINGS - FROM OTHERS	5400-64-6440-000000-698402		$0.00	$493.00	N/A	
BILLINGS - FROM OTHERS	5400-64-6441-000000-698402		$0.00	$1,292.00	N/A	
BILLINGS - FROM OTHERS	5400-64-6445-000000-698402		$0.00	$190.00	N/A	
CONVOPERAT -FURN&FIXTURES	5400-64-6402-000000-757401	$31,735.96	$0.00	$40,000.00	26%	
CONVOPERAT -XFER > CONV $ CIP	5400-64-6402-000000-895401	$1,478,500.00	$1,478,500.00	$0.00	-100%	
CONVOPERAT -XFER TO -RANGERHOF	5400-64-6402-000000-895500	$150,000.00	$125,000.00	$150,000.00	0%	
Total CONVENTION SERVICES FUND:		**$7,460,288.23**	**$5,486,348.62**	**$7,353,835.00**	**-1.4%**	

Expenditures by Expense Type

Budgeted Expenditures by Expense Type

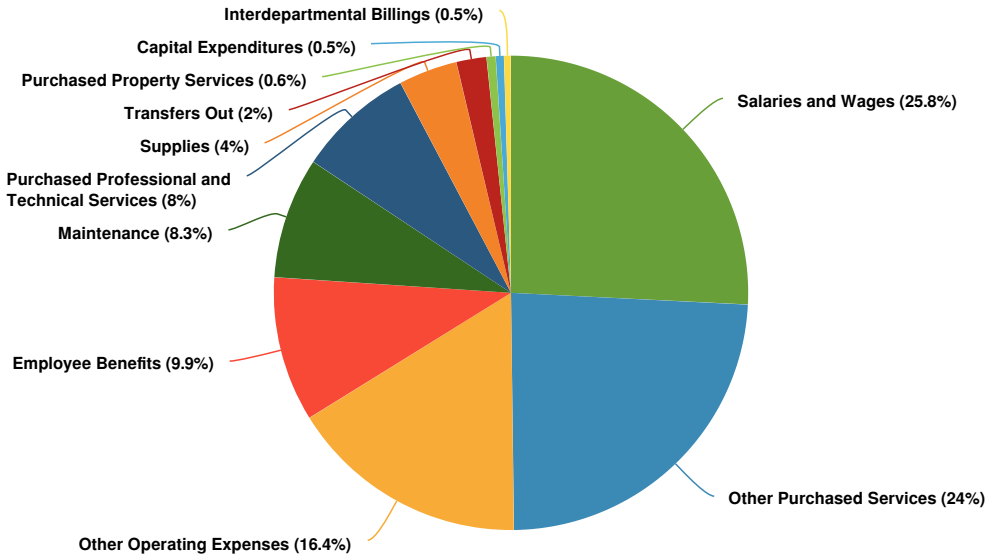

Budgeted and Historical Expenditures by Expense Type

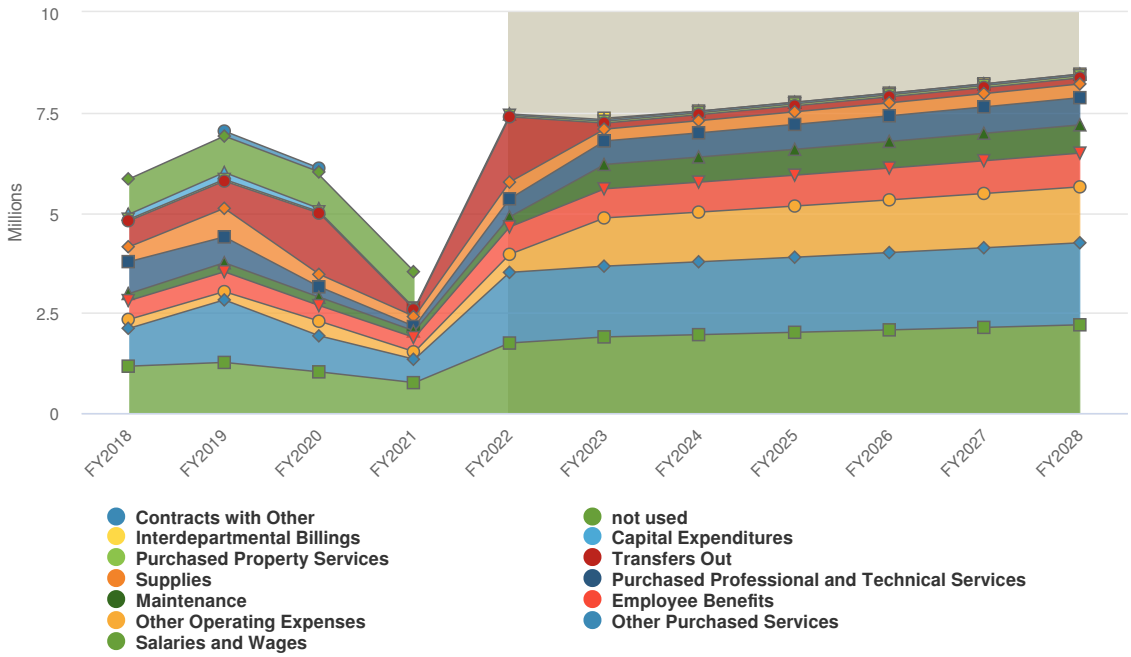

Grey background indicates budgeted figures.

Name	Account ID	FY2022 Amended Budget	FY2022 Actual	FY2023 Budgeted	FY2022 Amended Budget vs. FY2023 Budgeted (% Change)	Notes
Expense Objects						
Salaries and Wages						
REGULAR SALARIES	5400-64-6401-000000-601010	$315,336.00	$125,073.69	$350,646.00	11.2%	
OVERTIME	5400-64-6401-000000-601030	$500.00	$654.86	$406.00	-18.8%	
EMPLOYEE PAYOFF	5400-64-6401-000000-601070	$0.00	$1,907.39	$0.00	0%	
REGULAR SALARIES	5400-64-6402-000000-601010	$584,057.00	$295,457.38	$636,418.00	9%	
OVERTIME	5400-64-6402-000000-601030	$500.00	$12,196.67	$6,434.00	1,186.8%	
EMPLOYEE PAYOFF	5400-64-6402-000000-601070	$0.00	$3,009.87	$0.00	0%	
REGULAR SALARIES	5400-64-6440-000000-601010	$406,073.00	$163,884.21	$431,013.00	6.1%	
OVERTIME	5400-64-6440-000000-601030	$11,000.00	$0.00	$0.00	-100%	
REGULAR SALARIES	5400-64-6441-000000-601010	$271,850.00	$223,735.82	$301,701.00	11%	
PART TIME - REGULAR	5400-64-6441-000000-601020	$32,000.00	$10,348.68	$59,369.00	85.5%	
OVERTIME	5400-64-6441-000000-601030	$16,000.00	$3,318.26	$426.00	-97.3%	
EMPLOYEE PAYOFF	5400-64-6441-000000-601070	$0.00	$2,936.98	$0.00	0%	
REGULAR SALARIES	5400-64-6445-000000-601010	$95,025.00	$68,044.00	$110,764.00	16.6%	
OVERTIME	5400-64-6445-000000-601030	$13,000.00	$455.65	$0.00	-100%	
Total Salaries and Wages:		**$1,745,341.00**	**$911,023.46**	**$1,897,177.00**	**8.7%**	
Employee Benefits						
CONVADMIN -GROUP HEALTH	5400-64-6401-000000-612101	$38,485.00	$19,627.46	$40,000.00	3.9%	
CONVADMIN -GROUP LIFE	5400-64-6401-000000-612102	$199.00	$100.41	$215.00	8%	
CONVADMIN -SOC SEC-MEDIC	5400-64-6401-000000-612200	$24,161.00	$9,460.62	$26,855.00	11.2%	
CONVADMIN -PENSION-	5400-64-6401-000000-612300	$47,376.00	$19,145.42	$52,658.00	11.1%	
CONVADMIN -WORK COMP	5400-64-6401-000000-612600	$731.00	$289.02	$815.00	11.5%	
CONVOPERAT -GROUP HEALTH	5400-64-6402-000000-612101	$115,456.00	$55,041.58	$120,000.00	3.9%	
CONVOPERAT -GROUP LIFE	5400-64-6402-000000-612102	$499.00	$256.68	$574.00	15%	

Name	Account ID	FY2022 Amended Budget	FY2022 Actual	FY2023 Budgeted	FY2022 Amended Budget vs. FY2023 Budgeted (% Change)	Notes
CONVOPERAT -SOC SEC-MEDIC	5400-64-6402-000000-612200	$44,719.00	$22,914.19	$49,178.00	10%	
CONVOPERAT -PENSION-	5400-64-6402-000000-612300	$87,683.00	$46,599.70	$96,428.00	10%	
CONVOPERAT -WORK COMP	5400-64-6402-000000-612600	$24,668.00	$13,225.84	$27,338.00	10.8%	
CONVSALES -GROUP HEALTH	5400-64-6440-000000-612101	$46,182.00	$20,140.60	$48,000.00	3.9%	
CONVSALES -GROUP LIFE	5400-64-6440-000000-612102	$270.00	$118.07	$284.00	5.2%	
CONVSALES -SOC SEC-MEDIC	5400-64-6440-000000-612200	$31,906.00	$11,893.44	$32,972.00	3.3%	
CONVSALES -PENSION-	5400-64-6440-000000-612300	$62,562.00	$24,582.69	$64,652.00	3.3%	
CONVSALES -WORK COMP	5400-64-6440-000000-612600	$1,358.00	$371.20	$976.00	-28.1%	
CONVMARKET -GROUP HEALTH	5400-64-6441-000000-612101	$38,485.00	$28,992.20	$40,000.00	3.9%	
CONVMARKET -GROUP LIFE	5400-64-6441-000000-612102	$209.00	$160.49	$218.00	4.3%	
CONVMARKET -SOC SEC-MEDIC	5400-64-6441-000000-612200	$24,469.00	$17,733.63	$27,655.00	13%	
CONVMARKET -PENSION-	5400-64-6441-000000-612300	$42,944.00	$34,498.78	$45,319.00	5.5%	
CONVMARKET -WORK COMP	5400-64-6441-000000-612600	$740.00	$544.38	$839.00	13.4%	
CONVCATER -GROUP HEALTH	5400-64-6445-000000-612101	$23,091.00	$13,854.68	$24,000.00	3.9%	
CONVCATER -GROUP LIFE	5400-64-6445-000000-612102	$89.00	$51.84	$105.00	18%	
CONVCATER -SOC SEC-MEDIC	5400-64-6445-000000-612200	$8,264.00	$5,042.80	$8,473.00	2.5%	
CONVCATER -PENSION-	5400-64-6445-000000-612300	$16,203.00	$10,274.96	$16,615.00	2.5%	
CONVCATER -WORK COMP	5400-64-6445-000000-612600	$2,268.00	$1,335.83	$2,160.00	-4.8%	
Total Employee Benefits:		**$683,017.00**	**$356,256.51**	**$726,329.00**	**6.3%**	
Purchased Professional and Technical Services						
CONVADMIN -SPEC SVC	5400-64-6401-000000-623100	$20,490.00	$1,495.40	$20,490.00	0%	
CONVADMIN -SPEC SVC-TEMPS	5400-64-6401-000000-623105	$50,000.00	$9,419.02	$50,000.00	0%	
CONVADMIN -IT SERVICES	5400-64-6401-000000-623106	$0.00	$0.00	$108,292.00	N/A	

Name	Account ID	FY2022 Amended Budget	FY2022 Actual	FY2023 Budgeted	FY2022 Amended Budget vs. FY2023 Budgeted (% Change)	Notes
CONVOPERAT -SPEC SVC	5400-64-6402-000000-623100	$100,000.00	$198,750.36	$100,000.00	0%	
CONVOPERAT -SPEC SVC-TEMPS	5400-64-6402-000000-623105	$100,000.00	$66,257.50	$100,000.00	0%	
CONVOPERAT -IT SERVICES	5400-64-6402-000000-623106	$0.00	$0.00	$6,998.00	N/A	
CONVSALES -IT SERVICES	5400-64-6440-000000-623106	$0.00	$0.00	$3,328.00	N/A	
CONVMARKET -SPEC SVC	5400-64-6441-000000-623100	$0.00	$9,411.28	$540.00	N/A	
CONVMARKET -IT SERVICES	5400-64-6441-000000-623106	$0.00	$0.00	$15,358.00	N/A	
CONVCATER -SPEC SVC	5400-64-6445-000000-623100	$540.00	$6,994.44	$540.00	0%	
CONVCATER -SPEC SVC-TEMPS	5400-64-6445-000000-623105	$180,000.00	$89,466.52	$180,000.00	0%	
Total Purchased Professional and Technical Services:		**$451,030.00**	**$381,794.52**	**$585,546.00**	**29.8%**	
Purchased Property Services						
CONVADMIN -FACILITY RENT	5400-64-6401-000000-634401	$1,100.00	$1,650.00	$1,613.00	46.6%	
CONVOPERAT -UTIL SVC - WATER	5400-64-6402-000000-634101	$27,500.00	$24,477.50	$32,000.00	16.4%	
CONVOPERAT -UTIL SVC-REFUSE	5400-64-6402-000000-634102	$5,000.00	$4,137.68	$5,328.00	6.6%	
CONVOPERAT -UTIL SVC - SEWER	5400-64-6402-000000-634103	$6,050.00	$4,797.84	$7,700.00	27.3%	
Total Purchased Property Services:		**$39,650.00**	**$35,063.02**	**$46,641.00**	**17.6%**	
Maintenance						
CONVADMIN -MAINT - EQUIP	5400-64-6401-000000-644801	$0.00	$561.00	$0.00	0%	
CONVADMIN -MAINT - OTHER	5400-64-6401-000000-644815	$49,500.00	$39,123.17	$49,500.00	0%	
CONVOPERAT -LAND MAINTENANCE	5400-64-6402-000000-644601	$60,204.00	$48,724.20	$60,204.00	0%	
CONVOPERAT -MAINT OF BUILDINGS	5400-64-6402-000000-644701	$25,000.00	$81,966.03	$385,000.00	1,440%	
CONVOPERAT -MAINT - SIGNS&MARK	5400-64-6402-000000-644711	$0.00	$131.18	$0.00	0%	
CONVOPERAT -MAINT - EQUIP	5400-64-6402-000000-644801	$5,000.00	$7,140.36	$5,000.00	0%	
CONVOPERAT -MAINT - VEH PARTS	5400-64-6402-000000-644803	$2,936.00	$751.33	$825.00	-71.9%	

Name	Account ID	FY2022 Amended Budget	FY2022 Actual	FY2023 Budgeted	FY2022 Amended Budget vs. FY2023 Budgeted (% Change)	Notes
CONVOPERAT -MAINT-VEH-OUTSIDE	5400-64-6402-000000-644805	$350.00	$452.26	$470.00	34.3%	
CONVOPERAT -MAINT - VEH - MISC	5400-64-6402-000000-644810	$300.00	$71.98	$0.00	-100%	
CONVOPERAT -MAINT - HEAT/COOL	5400-64-6402-000000-644812	$50,000.00	$11,873.62	$50,000.00	0%	
CONVOPERAT -MAINT - OTHER	5400-64-6402-000000-644815	$32,491.00	$16,265.20	$32,491.00	0%	
CONVOPERAT-MAINT-FLEET SVC	5400-64-6402-000000-644825	$778.00	$648.30	$0.00	-100%	
CONVSALES -MAINT - OTHER	5400-64-6440-000000-644815	$10,700.00	$12,247.76	$10,700.00	0%	
CONVMARKET -MAINT OF BUILDINGS	5400-64-6441-000000-644701	$0.00	$10,260.00	$0.00	0%	
CONVMARKET -MAINT - OTHER	5400-64-6441-000000-644815	$4,100.00	$6,748.40	$4,100.00	0%	
CONVCATER -MAINT - EQUIP	5400-64-6445-000000-644801	$10,000.00	$1,319.93	$10,000.00	0%	
Total Maintenance:		**$251,359.00**	**$238,284.72**	**$608,290.00**	**142%**	
Other Purchased Services						
CONVADMIN -INSUR - PROPERTY	5400-64-6401-000000-655100	$25,403.00	$25,403.00	$32,820.00	29.2%	
CONVADMIN -INSUR - AUTO LIAB	5400-64-6401-000000-655200	$1,995.00	$1,995.00	$2,889.00	44.8%	
CONVADMIN -INSUR - GEN LIAB	5400-64-6401-000000-655300	$2,942.00	$2,942.00	$1,584.00	-46.2%	
CONVADMIN - COMMUNICATIONS	5400-64-6401-000000-655600	$5,300.00	$4,853.29	$5,300.00	0%	
CONVADMIN -CELL PHONES	5400-64-6401-000000-655602	$2,504.00	$2,762.18	$2,504.00	0%	
CONVADMIN -ADVERTISING	5400-64-6401-000000-655700	$193,264.04	$25,644.02	$0.00	-100%	
CONVADMIN -ADVERT-PROMO	5400-64-6401-000000-655701	$30,500.00	$26,712.22	$0.00	-100%	
CONVADMIN -EVENT INCENTIVES	5400-64-6401-000000-655703	$200,000.00	$301,625.00	$250,000.00	25%	
CONVADMIN -TRAVEL&TRAIN	5400-64-6401-000000-655800	$100,000.00	$34,314.20	$73,000.00	-27%	
CONVADMIN -DUES AND MEMB	5400-64-6401-000000-655850	$26,470.00	$2,815.12	$52,940.00	100%	
CONVADMIN -OTH PURCHSVC-EQUIP	5400-64-6401-000000-655901	$2,160.00	$2,112.22	$2,160.00	0%	
CONVADMIN -OTH PURCH SVC -COMP	5400-64-6401-000000-655908	$0.00	$364.77	$0.00	0%	
CONVOPERAT -INSUR - GEN LIAB	5400-64-6402-000000-655300	$6,305.00	$6,305.00	$3,504.00	-44.4%	

Name	Account ID	FY2022 Amended Budget	FY2022 Actual	FY2023 Budgeted	FY2022 Amended Budget vs. FY2023 Budgeted (% Change)	Notes
CONVOPERAT -OTH PURCHSVC-EQUIP	5400-64-6402-000000-655901	$0.00	$125.00	$0.00	0%	
CONVSALES -INSUR - GEN LIAB	5400-64-6440-000000-655300	$1,682.00	$1,682.00	$1,760.00	4.6%	
CONVSALES -ADVERTISING	5400-64-6440-000000-655700	$0.00	$8,662.55	$0.00	0%	
CONVSALES -ADVERT-PROMO	5400-64-6440-000000-655701	$50,000.00	$54,816.32	$0.00	-100%	
CONVSALES -TRAVEL&TRAIN	5400-64-6440-000000-655800	$0.00	$4,249.90	$0.00	0%	
CONVSALES -DUES AND MEMB	5400-64-6440-000000-655850	$0.00	$125.00	$0.00	0%	
CONVMARKET -INSUR - GEN LIAB	5400-64-6441-000000-655300	$1,870.00	$1,870.00	$636.00	-66%	
CONVMARKET -COMMUNICATIONS	5400-64-6441-000000-655600	$948.00	$920.07	$948.00	0%	
CONVMARKET -ADVERTISING	5400-64-6441-000000-655700	$1,083,785.10	$832,361.21	$1,201,921.00	10.9%	
CONVMARKET -ADVERT-PROMO	5400-64-6441-000000-655701	$23,500.00	$28,655.58	$104,000.00	342.6%	
CONVMARKET -TRAVEL&TRAIN	5400-64-6441-000000-655800	$0.00	$2,887.28	$27,000.00	N/A	
CONVMARKET -DUES AND MEMB	5400-64-6441-000000-655850	$0.00	$2,615.00	$0.00	0%	
CONVMARKET -OTH PURCHSVC-EQUIP	5400-64-6441-000000-655901	$1,860.00	$966.96	$1,860.00	0%	
CONVCATER -INSUR - GEN LIAB	5400-64-6445-000000-655300	$2,101.00	$2,101.00	$914.00	-56.5%	
CONVCATER -DUES AND MEMB	5400-64-6445-000000-655850	$0.00	$19,555.00	$0.00	0%	
Total Other Purchased Services:		**$1,762,589.14**	**$1,399,440.89**	**$1,765,740.00**	**0.2%**	
Supplies						
CONVADMIN -SUPPL - OFFICE	5400-64-6401-000000-666101	$8,000.00	$10,015.86	$8,000.00	0%	
CONVENTION SVCS - MINOR TOOLS	5400-64-6401-000000-666102	$0.00	$70.29	$0.00	0%	
CONVADMIN -SUPPL - NON-EXPEND	5400-64-6401-000000-666103	$0.00	$4,398.03	$0.00	0%	
CONVADMIN -SUPPL-CHEMIC&MEDIC	5400-64-6401-000000-666106	$100.00	$0.00	$100.00	0%	
CONVADMIN -SUPPL - OTHER	5400-64-6401-000000-666110	$7,000.00	$4,449.77	$7,000.00	0%	
CONVOPERAT -SUPPL-MINOR TOOLS	5400-64-6402-000000-666102	$7,500.00	$5,325.60	$7,500.00	0%	
CONVOPERAT -SUPPL - NON-EXPEND	5400-64-6402-000000-666103	$0.00	$49,107.77	$0.00	0%	

Name	Account ID	FY2022 Amended Budget	FY2022 Actual	FY2023 Budgeted	FY2022 Amended Budget vs. FY2023 Budgeted (% Change)	Notes
CONVOPERAT -SUPPL-WEAR-APPARL	5400-64-6402-000000-666105	$5,716.70	$2,720.70	$5,156.00	-9.8%	
CONVOPERAT -SUPPL-CHEMIC&MEDIC	5400-64-6402-000000-666106	$824.00	$832.75	$824.00	0%	
CONVOPERAT -SUPPL-JANITOR/MECH	5400-64-6402-000000-666107	$20,000.00	$10,492.15	$20,000.00	0%	
CONVOPERAT -SUPPL - OTHER	5400-64-6402-000000-666110	$0.00	$64.77	$0.00	0%	
CONVOPERAT -ENERGY-HEAT&FUEL	5400-64-6402-000000-666201	$50,500.00	$31,912.63	$33,662.00	-33.3%	
CONVOPERAT -ENERGY - ELECTRIC	5400-64-6402-000000-666202	$262,000.00	$136,912.97	$157,188.00	-40%	
CONVOPERAT -ENER-PROP/BUT/ACET	5400-64-6402-000000-666205	$134.00	$0.00	$56.00	-58.2%	
CONVOPERAT -FUEL&LUBR - UNLEAD	5400-64-6402-000000-666301	$430.00	$432.45	$527.00	22.6%	
CONVOPERAT -FUEL&LUBR - LUBRS	5400-64-6402-000000-666303	$50.00	$0.00	$0.00	-100%	
CONVOPERAT -FLT SVC ALLOC.	5400-64-6402-000000-666825	$172.00	$143.30	$2,131.00	1,139%	
CONVSALES- SUPPL-WEAR-APPARL	5400-64-6440-000000-666105	$0.00	$97.35	$0.00	0%	
CONVMARKET -SUPPL - OFFICE	5400-64-6441-000000-666101	$15,000.00	$10,313.51	$15,000.00	0%	
CONVMARKET -SUPPL-MINOR TOOLS	5400-64-6441-000000-666102	$100.00	$47.47	$100.00	0%	
CONVMARKET -SUPPL - NON-EXPEND	5400-64-6441-000000-666103	$0.00	$2,170.83	$0.00	0%	
CONVMARKET -SUPPL - SOFTWARE	5400-64-6441-000000-666104	$3,000.00	$763.14	$3,000.00	0%	
CONVMARKET -SUPPL-CHEMIC&MEDIC	5400-64-6441-000000-666106	$100.00	$359.51	$100.00	0%	
CONVMARKET -SUPPL-JANITOR/MECH	5400-64-6441-000000-666107	$1,408.00	$1,096.97	$1,408.00	0%	
CONVMARKET -SUPPL - OTHER	5400-64-6441-000000-666110	$500.00	$3,004.56	$500.00	0%	
CONVMARKET -ENERGY - ELECTRIC	5400-64-6441-000000-666202	$1,000.00	$573.99	$635.00	-36.5%	
CONVCATER -SUPPL -OFFICE	5400-64-6445-000000-666101	$26.90	$26.90	$0.00	-100%	
CONVCATER -SUPPL-MINOR TOOLS	5400-64-6445-000000-666102	$8,750.00	$636.67	$8,750.00	0%	
CONVCATER -SUPPL-WEAR-APPARL	5400-64-6445-000000-666105	$1,054.53	$54.53	$1,000.00	-5.2%	
CONVCATER -SUPPL-CHEMIC&MEDIC	5400-64-6445-000000-666106	$450.00	$206.88	$450.00	0%	
CONVCATER -SUPPL-JANITOR/MECH	5400-64-6445-000000-666107	$2,750.00	$2,195.23	$2,750.00	0%	

Name	Account ID	FY2022 Amended Budget	FY2022 Actual	FY2023 Budgeted	FY2022 Amended Budget vs. FY2023 Budgeted (% Change)	Notes
CONVCATER -SUPPL - OTHER	5400-64-6445-000000-666110	$20,000.00	$11,346.85	$20,000.00	0%	
Total Supplies:		**$416,566.13**	**$289,773.43**	**$295,837.00**	**-29%**	
Other Operating Expenses						
CONVADMIN -OTH EXPS-INDIRECT	5400-64-6401-000000-678304	$200,000.00	$166,666.70	$939,174.00	369.6%	
CONVOPERAT -OTH EXP-BANK CHG	5400-64-6402-000000-678328	$8,750.00	$11,047.61	$10,000.00	14.3%	
CONVMARKET -INV PURCH RESALE	5400-64-6441-000000-678600	$25,000.00	$25,920.35	$37,500.00	50%	
CONVCATER -OTHEXP-MIXBEV-BEER	5400-64-6445-000000-678351	$7,750.00	$2,918.52	$7,750.00	0%	
CONVCATER -OTHEXP-MIXBEV-WINE	5400-64-6445-000000-678352	$4,750.00	$646.05	$4,750.00	0%	
CONVCATER -OTH EX-MIX BEV-LIQR	5400-64-6445-000000-678353	$4,250.00	$7,342.29	$4,250.00	0%	
CONVCATER -INV PURCH RESALE	5400-64-6445-000000-678600	$200,000.00	$56,670.55	$200,000.00	0%	
Total Other Operating Expenses:		**$450,500.00**	**$271,212.07**	**$1,203,424.00**	**167.1%**	
Interdepartmental Billings						
BILLINGS - FROM OTHERS	5400-64-6401-000000-698402	$0.00	$0.00	$31,482.00	N/A	
BILLINGS - FROM OTHERS	5400-64-6402-000000-698402		$0.00	$1,394.00	N/A	
BILLINGS - FROM OTHERS	5400-64-6440-000000-698402		$0.00	$493.00	N/A	
BILLINGS - FROM OTHERS	5400-64-6441-000000-698402		$0.00	$1,292.00	N/A	
BILLINGS - FROM OTHERS	5400-64-6445-000000-698402		$0.00	$190.00	N/A	
Total Interdepartmental Billings:		**$0.00**	**$0.00**	**$34,851.00**	**N/A**	
Capital Expenditures						
CONVOPERAT -FURN&FIXTURES	5400-64-6402-000000-757401	$31,735.96	$0.00	$40,000.00	26%	
Total Capital Expenditures:		**$31,735.96**	**$0.00**	**$40,000.00**	**26%**	
Transfers Out						
CONVOPERAT -XFER > CONV $ CIP	5400-64-6402-000000-895401	$1,478,500.00	$1,478,500.00	$0.00	-100%	
CONVOPERAT -XFER TO -RANGERHOF	5400-64-6402-000000-895500	$150,000.00	$125,000.00	$150,000.00	0%	
Total Transfers Out:		**$1,628,500.00**	**$1,603,500.00**	**$150,000.00**	**-90.8%**	

Name	Account ID	FY2022 Amended Budget	FY2022 Actual	FY2023 Budgeted	FY2022 Amended Budget vs. FY2023 Budgeted (% Change)	Notes
Total Expense Objects:		**$7,460,288.23**	**$5,486,348.62**	**$7,353,835.00**	**-1.4%**	

Cottonwood Golf Course

Mission
To provide the highest quality and most affordable golfing experience for golfers and a facility that provides enjoyment and challenges for golfers of all skill levels.

Departmental Overview
The Cottonwood Creek Golf Course excels in providing high quality golf experiences at an affordable cost for all levels of golfers.

Division and FTEs
Administration, Custom, Maintenance & Merchandise: 11.0000 FTEs

Programs of Services
Cottonwood has a women's golf league, men's golf league, and the largest senior league (220 members) in Texas and is thehomecourse for 10 area junior highand high school golf teams. The course hosts 30-40 local, regional, and state junior golf tournaments and host 40-50 local fundraiser and charity golf tournaments that raise over a million dollars for local charities and community events. Cottonwood also hosts the TAPPS Boys & Girls State Cross Country meet and many events that have positive economic impacts for local businesses. The fee schedule is structured so that golfers from every income level can afford to play. Cottonwood offers an 18-hole championship golf course, 9-hole junior course, practice putting green, chipping area, bunker and driving range. In addition, Cottonwood is a state-of-the-art Pro Shop, offering custom club fitting, club repair services and a snack bar.

FY 22 Accomplishments
- Plated 40,018 rounds of golf
- Hosted 46 Tournaments
- Hosted TAPPS State & NCAA Southern Regional Cross Country Events
- Recorded highest sales ever in merchandise and range sales

FY23 Objectives
- Secure a plan to address the drainage issues that have come from the new developments surrounding Cottonwood Creek Golf Course and explore water conservation options.
- Secure a plan and funding to replace the original irrigation system
- Conduct events that will have a positive economic impact for the Greater Waco Community
- Continue to strive to improve golf course conditions.

Performance Measures

Strategic Goal: Enhance Quality of Life	
Performance Indicators	Proposed FY 2022-2023
Increase number of rounds played. Average number of rounds played the last 3 years was 40,476	Goal of 42,000 Rounds
Increase merchandise sales in golf shop by topping FY 2021 most sales ever of 522,175 by expanding custom club fitting.	Goal of merchandise sales $548,283
Increase Food & Bar Sales. Sales for FY 2021 was $222,838	Goal to increase food & beverage sales to $280,000

Expenditures Summary

The fiscal year 2023 budget includes $330 thousand for new golf equipment to improve the playability of the course and generate new revenues.

$2,949,008 $350,391 (13.48% vs. prior year)

Cottonwood Golf Course Proposed and Historical Budget vs. Actual

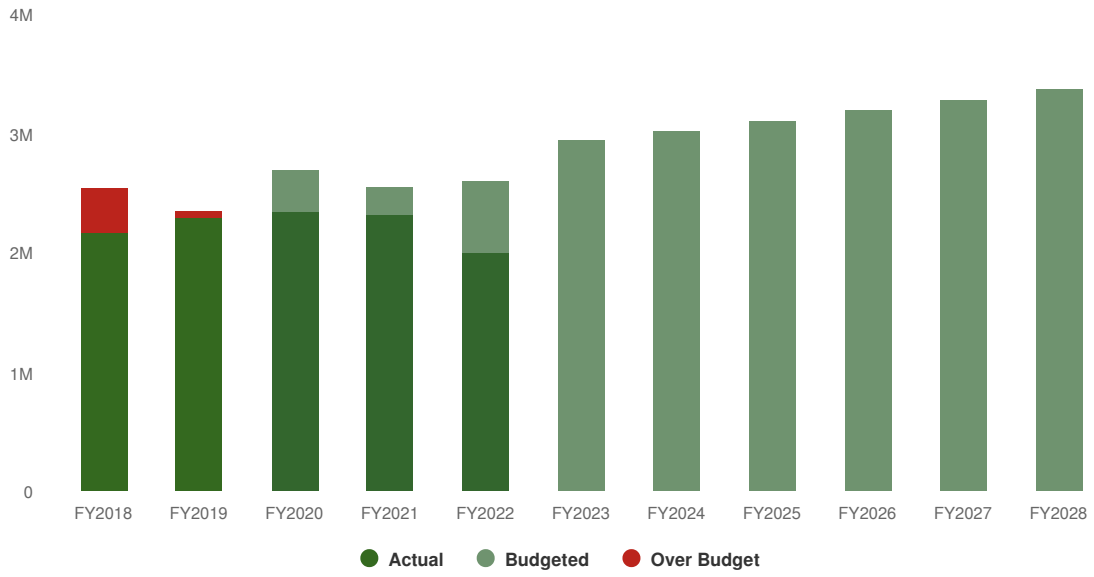

Expenditures by Fund

2023 Expenditures by Fund

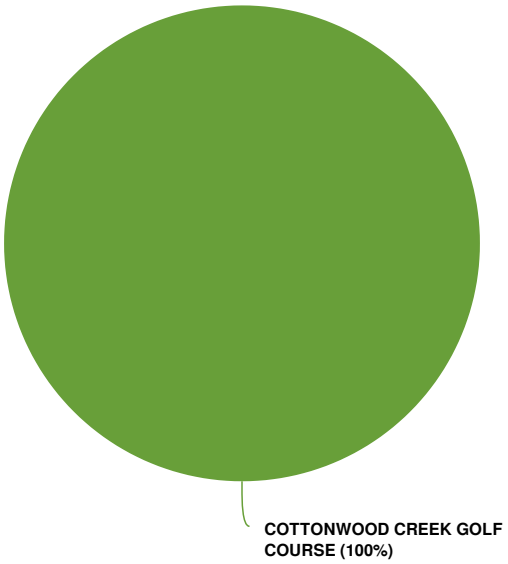

Budgeted and Historical 2023 Expenditures by Fund

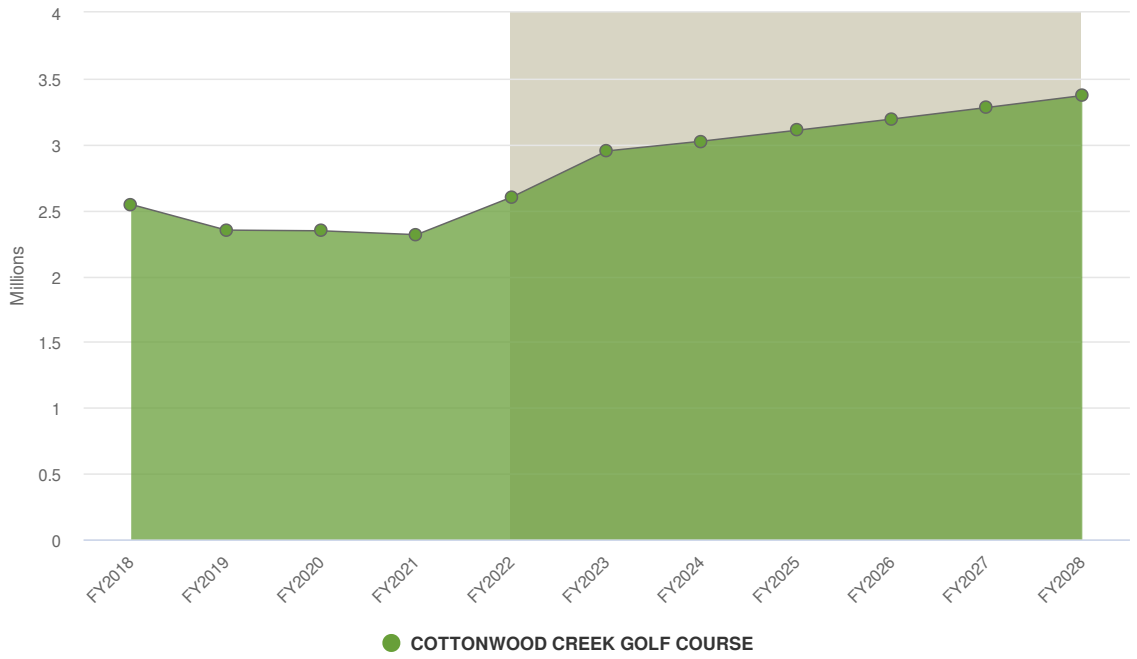

Grey background indicates budgeted figures.

Name	Account ID	FY2022 Amended Budget	FY2022 Actual	FY2023 Budgeted	FY2022 Amended Budget vs. FY2023 Budgeted (% Change)	Notes
COTTONWOOD CREEK GOLF COURSE						
REGULAR SALARIES	5800-63-6305-000000-601010	$230,972.00	$171,150.86	$229,175.00	-0.8%	
OVERTIME	5800-63-6305-000000-601030	$11,500.00	$16,573.49	$10,738.00	-6.6%	
EMPLOYEE PAYOFF	5800-63-6305-000000-601070	$0.00	$2,702.00	$0.00	0%	
REGULAR SALARIES	5800-63-6310-000000-601010	$42,434.00	$43,426.80	$52,982.00	24.9%	
OVERTIME	5800-63-6310-000000-601030	$3,500.00	$2,686.74	$1,620.00	-53.7%	
EMPLOYEE PAYOFF	5800-63-6310-000000-601070	$0.00	$936.51	$0.00	0%	
REGULAR SALARIES	5800-63-6315-000000-601010	$66,363.00	$64,658.87	$78,705.00	18.6%	
OVERTIME	5800-63-6315-000000-601030	$8,000.00	$645.68	$762.00	-90.5%	
EMPLOYEE PAYOFF	5800-63-6315-000000-601070	$0.00	$1,105.62	$0.00	0%	
REGULAR SALARIES	5800-63-6320-000000-601010	$172,653.00	$150,264.08	$215,174.00	24.6%	

Name	Account ID	FY2022 Amended Budget	FY2022 Actual	FY2023 Budgeted	FY2022 Amended Budget vs. FY2023 Budgeted (% Change)	Notes
OVERTIME	5800-63-6320-000000-601030	$7,333.00	$5,811.41	$6,857.00	-6.5%	
EMPLOYEE PAYOFF	5800-63-6320-000000-601070	$0.00	$1,105.62	$0.00	0%	
GOLF MAINT -GROUP HEALTH	5800-63-6305-000000-612101	$26,613.00	$25,374.56	$33,600.00	26.3%	
GOLF MAINT -GROUP LIFE	5800-63-6305-000000-612102	$177.00	$133.34	$179.00	1.1%	
GOLF MAINT -SOC SEC-MEDIC	5800-63-6305-000000-612200	$18,127.00	$14,296.31	$18,353.00	1.2%	
GOLF MAINT -PENSION-	5800-63-6305-000000-612300	$32,286.00	$28,563.99	$35,987.00	11.5%	
GOLF MAINT -WORK COMP	5800-63-6305-000000-612600	$7,646.00	$5,117.63	$6,722.00	-12.1%	
GOLF FOOD -GROUP HEALTH	5800-63-6310-000000-612101	$9,236.00	$8,312.78	$9,600.00	3.9%	
GOLF FOOD -GROUP LIFE	5800-63-6310-000000-612102	$46.00	$36.50	$45.00	-2.2%	
GOLF FOOD -SOC SEC-MEDIC	5800-63-6310-000000-612200	$3,743.00	$3,553.47	$4,177.00	11.6%	
GOLF FOOD -PENSION-	5800-63-6310-000000-612300	$7,341.00	$7,057.58	$8,190.00	11.6%	
GOLF FOOD -WORK COMP	5800-63-6310-000000-612600	$1,061.00	$1,019.07	$1,232.00	16.1%	
GOLF MERCH -GROUP HEALTH	5800-63-6315-000000-612101	$9,236.00	$7,748.53	$9,600.00	3.9%	
GOLF MERCH -GROUP LIFE	5800-63-6315-000000-612102	$71.00	$42.14	$5,583.00	7,763.4%	
GOLF MERCH -SOC SEC-MEDIC	5800-63-6315-000000-612200	$5,689.00	$4,950.49	$6,079.00	6.9%	
GOLF MERCH -PENSION-	5800-63-6315-000000-612300	$11,154.00	$9,961.47	$11,920.00	6.9%	
GOLF MERCH -WORK COMP	5800-63-6315-000000-612600	$1,999.00	$1,784.87	$2,155.00	7.8%	
GOLF CUSTM -GROUP HEALTH	5800-63-6320-000000-612101	$30,563.00	$25,400.08	$35,200.00	15.2%	
GOLF CUSTM -GROUP LIFE	5800-63-6320-000000-612102	$189.00	$120.76	$183.00	-3.2%	
GOLF CUSTM -SOC SEC-MEDIC	5800-63-6320-000000-612200	$13,650.00	$11,250.81	$16,986.00	24.4%	
GOLF CUSTM -PENSION-	5800-63-6320-000000-612300	$29,314.00	$23,577.15	$33,305.00	13.6%	
GOLF CUSTM -WORK COMP	5800-63-6320-000000-612600	$5,575.00	$4,224.20	$6,142.00	10.2%	
GOLF ADMIN -IT SERVICES	5800-63-6301-000000-623106	$0.00	$0.00	$19,102.00	N/A	
GOLF MAINT -SPEC SVC	5800-63-6305-000000-623100	$2,917.00	$5,287.20	$4,651.00	59.4%	

Name	Account ID	FY2022 Amended Budget	FY2022 Actual	FY2023 Budgeted	FY2022 Amended Budget vs. FY2023 Budgeted (% Change)	Notes
GOLF MAINT -SPEC SVC-TEMPS	5800-63-6305-000000-623105	$275,293.00	$261,364.69	$219,139.00	-20.4%	
SPECIAL SVCS -VEH&EQUIP REPLCM	5800-63-6305-000000-623108		$0.00	$37,714.00	N/A	
GOLF FOOD -SPEC SVC	5800-63-6310-000000-623100	$1,350.00	$1,135.00	$1,350.00	0%	
GOLF FOOD -SPEC SVC-TEMPS	5800-63-6310-000000-623105	$75,500.00	$60,143.09	$51,500.00	-31.8%	
GOLF MERCH -SPEC SVC-TEMPS	5800-63-6315-000000-623105	$2,000.00	$2,000.00	$2,000.00	0%	
GOLF CUSTM -SPEC SVC	5800-63-6320-000000-623100	$16,026.00	$9,019.21	$24,726.00	54.3%	
GOLF CUSTM -SPEC SVC-TEMPS	5800-63-6320-000000-623105	$220,000.00	$208,035.06	$194,025.00	-11.8%	
GOLF ADMIN -UTIL SVC -WATER	5800-63-6301-000000-634101	$252,589.00	$0.00	$0.00	-100%	
GOLF MAINT -UTIL SVC -WATER	5800-63-6305-000000-634101	$11,324.00	$2,337.95	$4,300.00	-62%	
GOLF MAINT -UTIL SVC-REFUSE	5800-63-6305-000000-634102	$2,100.00	$1,267.24	$2,220.00	5.7%	
GOLF MAINT -UTIL SVC -SEWER	5800-63-6305-000000-634103	$3,680.00	$2,181.33	$4,700.00	27.7%	
GOLF CUSTM -UTIL SVC-REFUSE	5800-63-6320-000000-634102	$4,200.00	$1,705.77	$2,886.00	-31.3%	
GOLF MAINT -MAINT OF BUILDINGS	5800-63-6305-000000-644701	$500.00	$0.00	$500.00	0%	
GOLF MAINT -MAINT-OTHR STRUCT	5800-63-6305-000000-644717	$23,893.00	$11,882.46	$36,893.00	54.4%	
GOLF MAINT -MAINT -IRRIGATION	5800-63-6305-000000-644718	$27,000.00	$17,242.46	$50,000.00	85.2%	
GOLF MAINT -MAINT - EQUIP	5800-63-6305-000000-644801	$37,500.00	$44,318.99	$45,500.00	21.3%	
GOLF MAINT -MAINT - VEH PARTS	5800-63-6305-000000-644803	$5,610.00	$118.57	$933.00	-83.4%	
GOLF MAINT -MAINT-VEH-OUTSIDE	5800-63-6305-000000-644805	$2,400.00	$7.50	$43.00	-98.2%	
GOLF MAINT -MAINT - VEH -MISC	5800-63-6305-000000-644810	$500.00	$0.00	$0.00	-100%	
GOLF MAINT-MAINT-FLEET SVC	5800-63-6305-000000-644825	$619.00	$515.80	$0.00	-100%	
GOLF FOOD -MAINT - EQUIP	5800-63-6310-000000-644801	$1,600.00	$488.13	$1,600.00	0%	
GOLF CUSTM -MAINT OF BUILDINGS	5800-63-6320-000000-644701	$1,500.00	$165.34	$3,000.00	100%	
GOLF CUSTM -MAINT-SIGNS&MARK	5800-63-6320-000000-644711	$0.00	$180.00	$0.00	0%	
GOLF CUSTM -MAINT-OTHR STRUCT	5800-63-6320-000000-644717	$500.00	$0.00	$500.00	0%	

Name	Account ID	FY2022 Amended Budget	FY2022 Actual	FY2023 Budgeted	FY2022 Amended Budget vs. FY2023 Budgeted (% Change)	Notes
GOLF CUSTM -MAINT - EQUIP	5800-63-6320-000000-644801	$9,025.00	$8,298.13	$12,025.00	33.2%	
GOLF CUSTM -MAINT - OTHER	5800-63-6320-000000-644815	$3,845.00	$2,810.16	$3,845.00	0%	
GOLF ADMIN -INSUR - GEN LIAB	5800-63-6301-000000-655300	$0.00	$0.00	$318.00	N/A	
GOLF MAINT -INSUR - PROPERTY	5800-63-6305-000000-655100	$1,257.00	$1,257.00	$1,624.00	29.2%	
GOLF MAINT -INSUR - AUTO LIAB	5800-63-6305-000000-655200	$499.00	$499.00	$723.00	44.9%	
GOLF MAINT -INSUR - GEN LIAB	5800-63-6305-000000-655300	$3,758.00	$3,758.00	$1,175.00	-68.7%	
GOLF MAINT -CELL PHONES	5800-63-6305-000000-655602	$1,200.00	$846.75	$1,200.00	0%	
GOLF MAINT -TRAVEL&TRAIN	5800-63-6305-000000-655800	$900.00	$141.94	$2,900.00	222.2%	
GOLF MAINT -DUES AND MEMB	5800-63-6305-000000-655850	$1,200.00	$1,136.09	$1,200.00	0%	
GOLF MAINT -OTH PURCHSVC-EQUIP	5800-63-6305-000000-655901	$15,106.00	$10,562.61	$12,106.00	-19.9%	
GOLF FOOD -INSUR - GEN LIAB	5800-63-6310-000000-655300	$938.00	$938.00	$331.00	-64.7%	
GOLF FOOD -TRAVEL&TRAIN	5800-63-6310-000000-655800	$400.00	$78.00	$1,400.00	250%	
GOLF FOOD -DUES AND MEMB	5800-63-6310-000000-655850	$1,808.00	$2,118.01	$2,008.00	11.1%	
GOLF FOOD -OTH PURCHSVC-EQUIP	5800-63-6310-000000-655901	$2,820.00	$2,607.73	$2,844.00	0.9%	
GOLF MERCH -INSUR - GEN LIAB	5800-63-6315-000000-655300	$937.00	$937.00	$541.00	-42.3%	
GOLF MERCH -ADVERTISING	5800-63-6315-000000-655700	$0.00	$469.08	$0.00	0%	
GOLF MERCH -OTH PURCHSVC-EQUIP	5800-63-6315-000000-655901	$0.00	$4,812.00	$0.00	0%	
GOLF CUSTM -INSUR - PROPERTY	5800-63-6320-000000-655100	$1,256.00	$1,256.00	$1,623.00	29.2%	
GOLF CUSTM -INSUR - GEN LIAB	5800-63-6320-000000-655300	$3,758.00	$3,758.00	$905.00	-75.9%	
GOLF CUSTM - COMMUNICATIONS	5800-63-6320-000000-655600	$12,000.00	$9,487.41	$12,000.00	0%	
GOLF CUSTM -CELL PHONES	5800-63-6320-000000-655602	$600.00	$402.02	$600.00	0%	
GOLF CUSTM -ADVERTISING	5800-63-6320-000000-655700	$946.00	$179.16	$3,946.00	317.1%	
GOLF CUSTM -ADVERT-PROMO	5800-63-6320-000000-655701	$5,000.00	$4,807.11	$8,000.00	60%	
GOLF CUSTM - TRAVEL&TRAIN	5800-63-6320-000000-655800	$1,000.00	$0.00	$7,500.00	650%	

Name	Account ID	FY2022 Amended Budget	FY2022 Actual	FY2023 Budgeted	FY2022 Amended Budget vs. FY2023 Budgeted (% Change)	Notes
GOLF CUSTM -DUES AND MEMB	5800-63-6320-000000-655850	$3,360.00	$2,679.00	$3,360.00	0%	
GOLF CUSTM -OTH PURCHSVC-EQUIP	5800-63-6320-000000-655901	$101,156.00	$71,877.78	$101,056.00	-0.1%	
GOLF MAINT -SUPPL - OFFICE	5800-63-6305-000000-666101	$250.00	$29.98	$250.00	0%	
GOLF MAINT -SUPPL-MINOR TOOL	5800-63-6305-000000-666102	$5,000.00	$2,433.32	$5,000.00	0%	
GOLF MAINT -SUPPL - NON-EXPEND	5800-63-6305-000000-666103	$3,000.00	$457.98	$5,000.00	66.7%	
GOLF MAINT -SUPPL-WEAR-APPARL	5800-63-6305-000000-666105	$1,000.00	$0.00	$1,000.00	0%	
GOLF MAINT -SUPPL-CHEMIC&MEDIC	5800-63-6305-000000-666106	$63,000.00	$24,594.84	$89,000.00	41.3%	
GOLF MAINT -SUPPL-JANITOR/MECH	5800-63-6305-000000-666107	$1,500.00	$1,061.00	$2,500.00	66.7%	
GOLF MAINT -SUPPL-BOTANIC/AGRI	5800-63-6305-000000-666108	$46,349.00	$72,886.17	$88,284.00	90.5%	
GOLF MAINT -SUPPL - OTHER	5800-63-6305-000000-666110	$7,000.00	$3,024.55	$10,000.00	42.9%	
GOLF MAINT -ENERGY - ELECTR	5800-63-6305-000000-666202	$16,700.00	$9,993.81	$31,106.00	86.3%	
GOLF MAINT - PROP/BUT/ACET	5800-63-6305-000000-666205	$0.00	$39.22	$0.00	0%	
GOLF MAINT -FUEL&LUBR - UNLEAD	5800-63-6305-000000-666301	$9,240.00	$11,365.20	$15,335.00	66%	
GOLF MAINT -FUEL&LUB-DIESEL	5800-63-6305-000000-666302	$6,879.00	$6,744.54	$12,106.00	76%	
GOLF MAINT -FUEL&LUBR - LUBRS	5800-63-6305-000000-666303	$2,000.00	$22.07	$34.00	-98.3%	
GOLF MAINT -FLT SVC ALLOC.	5800-63-6305-000000-666825	$960.00	$800.00	$7,595.00	691.1%	
GOLF FOOD -SUPPL-MINOR TOOL	5800-63-6310-000000-666102	$500.00	$52.66	$500.00	0%	
GOLF FOOD -SUPPL - NON-EXPEND	5800-63-6310-000000-666103	$3,000.00	$0.00	$1,500.00	-50%	
GOLF FOOD -SUPPL-CHEMIC&MEDIC	5800-63-6310-000000-666106	$750.00	$8.91	$1,000.00	33.3%	
GOLF FOOD -SUPPL-JANITOR/MECH	5800-63-6310-000000-666107	$600.00	$437.28	$800.00	33.3%	
GOLF FOOD -SUPPL - OTHER	5800-63-6310-000000-666110	$0.00	$266.16	$600.00	N/A	
GOLF MERCH -SUPPL - OFFICE	5800-63-6315-000000-666101	$0.00	$55.74	$0.00	0%	
GOLF MERCH -SUPPL-MINOR TOOL	5800-63-6315-000000-666102	$1,500.00	$43.34	$1,500.00	0%	
GOLF MERCH -SUPPL-CHEMIC&MEDIC	5800-63-6315-000000-666106	$0.00	$43.98	$0.00	0%	

Name	Account ID	FY2022 Amended Budget	FY2022 Actual	FY2023 Budgeted	FY2022 Amended Budget vs. FY2023 Budgeted (% Change)	Notes
GOLF MERCH -SUPPL - OTHER	5800-63-6315-000000-666110	$22,800.00	$14,652.23	$28,800.00	26.3%	
GOLF CUSTM -SUPPL - OFFICE	5800-63-6320-000000-666101	$4,000.00	$2,696.14	$4,000.00	0%	
GOLF CUSTM -SUPPL-MINOR TOOL	5800-63-6320-000000-666102	$4,128.00	$1,903.43	$4,128.00	0%	
GOLF CUSTM -SUPPL - NON-EXPEND	5800-63-6320-000000-666103	$4,000.00	$8,977.59	$5,200.00	30%	
GOLF CUSTM -SUPPL-WEAR-APPARL	5800-63-6320-000000-666105	$0.00	$0.00	$1,500.00	N/A	
GOLF CUSTM -SUPPL-CHEMIC&MEDIC	5800-63-6320-000000-666106	$1,000.00	$146.47	$2,000.00	100%	
GOLF CUSTM -SUPPL-JANITOR/MECH	5800-63-6320-000000-666107	$900.00	$582.53	$1,500.00	66.7%	
GOLF CUSTM -SUPPL-BOTANIC/AGRI	5800-63-6320-000000-666108	$0.00	$14.98	$0.00	0%	
GOLF CUSTM -SUPPL - OTHER	5800-63-6320-000000-666110	$14,130.00	$5,470.34	$14,130.00	0%	
GOLF CUSTM -ENERGY-HEAT&FUEL	5800-63-6320-000000-666201	$4,090.00	$3,812.01	$3,467.00	-15.2%	
GOLF CUSTM -ENERGY - ELECTR	5800-63-6320-000000-666202	$26,000.00	$17,796.10	$23,013.00	-11.5%	
GOLF FOOD -INV PURCH RESALE	5800-63-6310-000000-678600	$126,000.00	$102,770.07	$140,000.00	11.1%	
GOLF MERCH -INV PURCH RESALE	5800-63-6315-000000-678600	$300,000.00	$276,324.89	$416,480.00	38.8%	
GOLF CUSTM -OTH EXP-BANK CHG	5800-63-6320-000000-678328	$24,500.00	$24,733.00	$30,000.00	22.4%	
BILLINGS - FROM OTHERS	5800-63-6301-000000-698402		$0.00	$5,917.00	N/A	
PRELIMINARY ENGINEERING DESIGN	5800-63-6305-000000-757502		$0.00	$264,000.00	N/A	
Total COTTONWOOD CREEK GOLF COURSE:		**$2,598,617.00**	**$2,002,945.71**	**$2,949,008.00**	**13.5%**	

Expenditures by Expense Type

Budgeted Expenditures by Expense Type

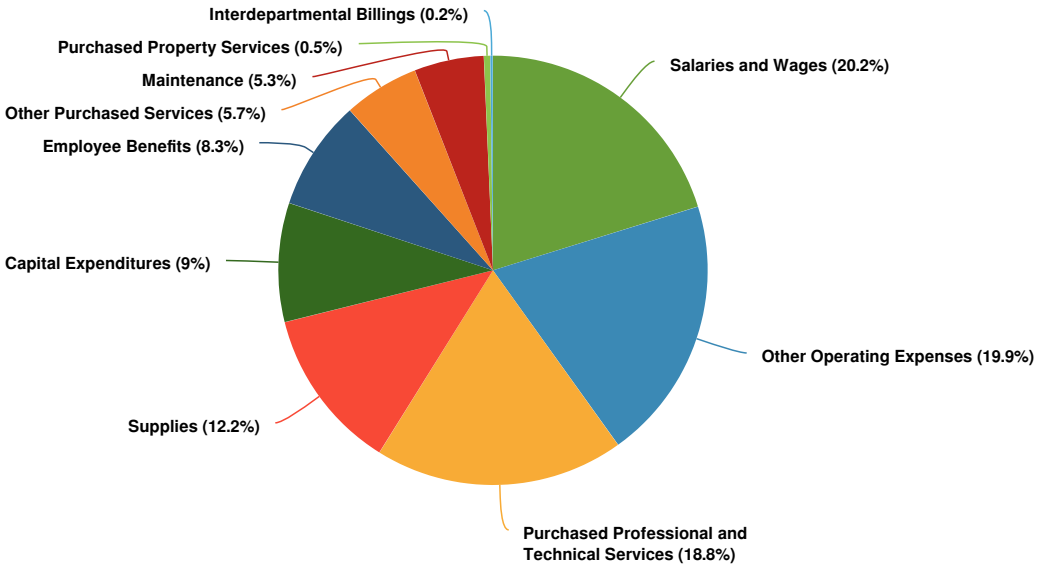

Budgeted and Historical Expenditures by Expense Type

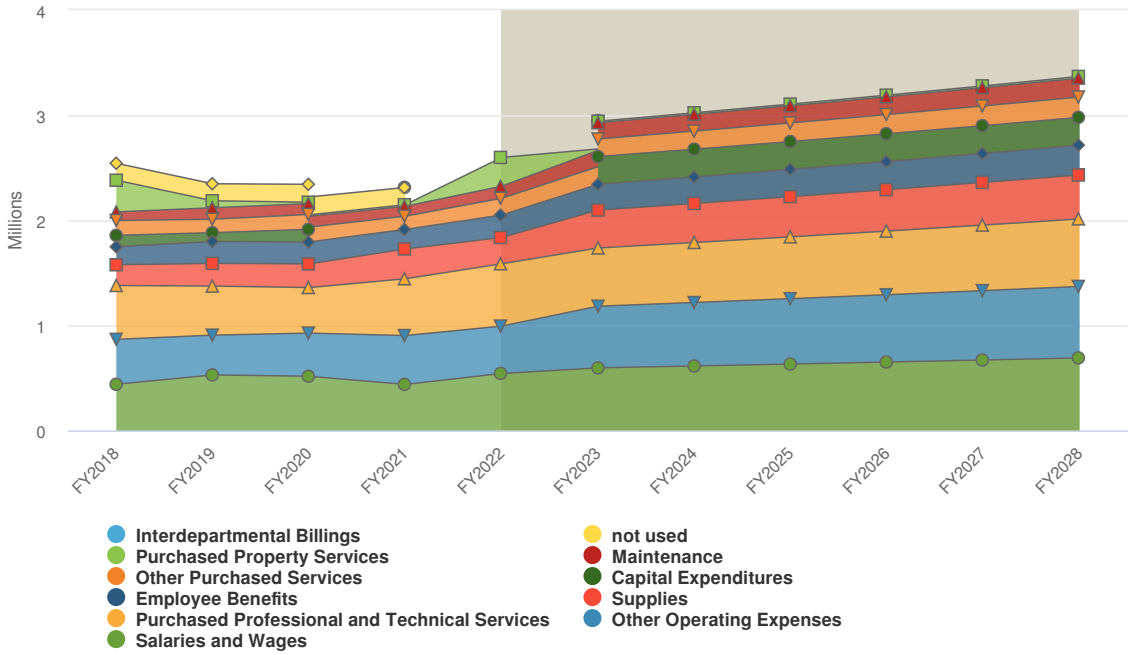

Grey background indicates budgeted figures.

Name	Account ID	FY2022 Amended Budget	FY2022 Actual	FY2023 Budgeted	FY2022 Amended Budget vs. FY2023 Budgeted (% Change)	Notes
Expense Objects						
Salaries and Wages						
REGULAR SALARIES	5800-63-6305-000000-601010	$230,972.00	$171,150.86	$229,175.00	-0.8%	
OVERTIME	5800-63-6305-000000-601030	$11,500.00	$16,573.49	$10,738.00	-6.6%	
EMPLOYEE PAYOFF	5800-63-6305-000000-601070	$0.00	$2,702.00	$0.00	0%	
REGULAR SALARIES	5800-63-6310-000000-601010	$42,434.00	$43,426.80	$52,982.00	24.9%	
OVERTIME	5800-63-6310-000000-601030	$3,500.00	$2,686.74	$1,620.00	-53.7%	
EMPLOYEE PAYOFF	5800-63-6310-000000-601070	$0.00	$936.51	$0.00	0%	
REGULAR SALARIES	5800-63-6315-000000-601010	$66,363.00	$64,658.87	$78,705.00	18.6%	
OVERTIME	5800-63-6315-000000-601030	$8,000.00	$645.68	$762.00	-90.5%	
EMPLOYEE PAYOFF	5800-63-6315-000000-601070	$0.00	$1,105.62	$0.00	0%	
REGULAR SALARIES	5800-63-6320-000000-601010	$172,653.00	$150,264.08	$215,174.00	24.6%	
OVERTIME	5800-63-6320-000000-601030	$7,333.00	$5,811.41	$6,857.00	-6.5%	
EMPLOYEE PAYOFF	5800-63-6320-000000-601070	$0.00	$1,105.62	$0.00	0%	
Total Salaries and Wages:		**$542,755.00**	**$461,067.68**	**$596,013.00**	**9.8%**	
Employee Benefits						
GOLF MAINT -GROUP HEALTH	5800-63-6305-000000-612101	$26,613.00	$25,374.56	$33,600.00	26.3%	
GOLF MAINT -GROUP LIFE	5800-63-6305-000000-612102	$177.00	$133.34	$179.00	1.1%	
GOLF MAINT -SOC SEC-MEDIC	5800-63-6305-000000-612200	$18,127.00	$14,296.31	$18,353.00	1.2%	
GOLF MAINT -PENSION-	5800-63-6305-000000-612300	$32,286.00	$28,563.99	$35,987.00	11.5%	
GOLF MAINT -WORK COMP	5800-63-6305-000000-612600	$7,646.00	$5,117.63	$6,722.00	-12.1%	
GOLF FOOD -GROUP HEALTH	5800-63-6310-000000-612101	$9,236.00	$8,312.78	$9,600.00	3.9%	
GOLF FOOD -GROUP LIFE	5800-63-6310-000000-612102	$46.00	$36.50	$45.00	-2.2%	
GOLF FOOD -SOC SEC-MEDIC	5800-63-6310-000000-612200	$3,743.00	$3,553.47	$4,177.00	11.6%	
GOLF FOOD -PENSION-	5800-63-6310-000000-612300	$7,341.00	$7,057.58	$8,190.00	11.6%	

Name	Account ID	FY2022 Amended Budget	FY2022 Actual	FY2023 Budgeted	FY2022 Amended Budget vs. FY2023 Budgeted (% Change)	Notes
GOLF FOOD -WORK COMP	5800-63-6310-000000-612600	$1,061.00	$1,019.07	$1,232.00	16.1%	
GOLF MERCH -GROUP HEALTH	5800-63-6315-000000-612101	$9,236.00	$7,748.53	$9,600.00	3.9%	
GOLF MERCH -GROUP LIFE	5800-63-6315-000000-612102	$71.00	$42.14	$5,583.00	7,763.4%	
GOLF MERCH -SOC SEC-MEDIC	5800-63-6315-000000-612200	$5,689.00	$4,950.49	$6,079.00	6.9%	
GOLF MERCH -PENSION-	5800-63-6315-000000-612300	$11,154.00	$9,961.47	$11,920.00	6.9%	
GOLF MERCH -WORK COMP	5800-63-6315-000000-612600	$1,999.00	$1,784.87	$2,155.00	7.8%	
GOLF CUSTM -GROUP HEALTH	5800-63-6320-000000-612101	$30,563.00	$25,400.08	$35,200.00	15.2%	
GOLF CUSTM -GROUP LIFE	5800-63-6320-000000-612102	$189.00	$120.76	$183.00	-3.2%	
GOLF CUSTM -SOC SEC-MEDIC	5800-63-6320-000000-612200	$13,650.00	$11,250.81	$16,986.00	24.4%	
GOLF CUSTM -PENSION-	5800-63-6320-000000-612300	$29,314.00	$23,577.15	$33,305.00	13.6%	
GOLF CUSTM -WORK COMP	5800-63-6320-000000-612600	$5,575.00	$4,224.20	$6,142.00	10.2%	
Total Employee Benefits:		**$213,716.00**	**$182,525.73**	**$245,238.00**	**14.7%**	
Purchased Professional and Technical Services						
GOLF ADMIN -IT SERVICES	5800-63-6301-000000-623106	$0.00	$0.00	$19,102.00	N/A	
GOLF MAINT -SPEC SVC	5800-63-6305-000000-623100	$2,917.00	$5,287.20	$4,651.00	59.4%	
GOLF MAINT -SPEC SVC-TEMPS	5800-63-6305-000000-623105	$275,293.00	$261,364.69	$219,139.00	-20.4%	
SPECIAL SVCS -VEH&EQUIP REPLCM	5800-63-6305-000000-623108		$0.00	$37,714.00	N/A	
GOLF FOOD -SPEC SVC	5800-63-6310-000000-623100	$1,350.00	$1,135.00	$1,350.00	0%	
GOLF FOOD -SPEC SVC-TEMPS	5800-63-6310-000000-623105	$75,500.00	$60,143.09	$51,500.00	-31.8%	
GOLF MERCH -SPEC SVC-TEMPS	5800-63-6315-000000-623105	$2,000.00	$2,000.00	$2,000.00	0%	
GOLF CUSTM -SPEC SVC	5800-63-6320-000000-623100	$16,026.00	$9,019.21	$24,726.00	54.3%	
GOLF CUSTM -SPEC SVC-TEMPS	5800-63-6320-000000-623105	$220,000.00	$208,035.06	$194,025.00	-11.8%	
Total Purchased Professional and Technical Services:		**$593,086.00**	**$546,984.25**	**$554,207.00**	**-6.6%**	

Name	Account ID	FY2022 Amended Budget	FY2022 Actual	FY2023 Budgeted	FY2022 Amended Budget vs. FY2023 Budgeted (% Change)	Notes
Purchased Property Services						
GOLF ADMIN -UTIL SVC - WATER	5800-63-6301-000000-634101	$252,589.00	$0.00	$0.00	-100%	
GOLF MAINT -UTIL SVC - WATER	5800-63-6305-000000-634101	$11,324.00	$2,337.95	$4,300.00	-62%	
GOLF MAINT -UTIL SVC-REFUSE	5800-63-6305-000000-634102	$2,100.00	$1,267.24	$2,220.00	5.7%	
GOLF MAINT -UTIL SVC - SEWER	5800-63-6305-000000-634103	$3,680.00	$2,181.33	$4,700.00	27.7%	
GOLF CUSTM -UTIL SVC-REFUSE	5800-63-6320-000000-634102	$4,200.00	$1,705.77	$2,886.00	-31.3%	
Total Purchased Property Services:		**$273,893.00**	**$7,492.29**	**$14,106.00**	**-94.8%**	
Maintenance						
GOLF MAINT -MAINT OF BUILDINGS	5800-63-6305-000000-644701	$500.00	$0.00	$500.00	0%	
GOLF MAINT -MAINT-OTHR STRUCT	5800-63-6305-000000-644717	$23,893.00	$11,882.46	$36,893.00	54.4%	
GOLF MAINT -MAINT - IRRIGATION	5800-63-6305-000000-644718	$27,000.00	$17,242.46	$50,000.00	85.2%	
GOLF MAINT -MAINT - EQUIP	5800-63-6305-000000-644801	$37,500.00	$44,318.99	$45,500.00	21.3%	
GOLF MAINT -MAINT - VEH PARTS	5800-63-6305-000000-644803	$5,610.00	$118.57	$933.00	-83.4%	
GOLF MAINT -MAINT-VEH-OUTSIDE	5800-63-6305-000000-644805	$2,400.00	$7.50	$43.00	-98.2%	
GOLF MAINT -MAINT - VEH - MISC	5800-63-6305-000000-644810	$500.00	$0.00	$0.00	-100%	
GOLF MAINT-MAINT-FLEET SVC	5800-63-6305-000000-644825	$619.00	$515.80	$0.00	-100%	
GOLF FOOD -MAINT - EQUIP	5800-63-6310-000000-644801	$1,600.00	$488.13	$1,600.00	0%	
GOLF CUSTM -MAINT OF BUILDINGS	5800-63-6320-000000-644701	$1,500.00	$165.34	$3,000.00	100%	
GOLF CUSTM -MAINT-SIGNS&MARK	5800-63-6320-000000-644711	$0.00	$180.00	$0.00	0%	
GOLF CUSTM -MAINT-OTHR STRUCT	5800-63-6320-000000-644717	$500.00	$0.00	$500.00	0%	
GOLF CUSTM -MAINT - EQUIP	5800-63-6320-000000-644801	$9,025.00	$8,298.13	$12,025.00	33.2%	
GOLF CUSTM -MAINT - OTHER	5800-63-6320-000000-644815	$3,845.00	$2,810.16	$3,845.00	0%	
Total Maintenance:		**$114,492.00**	**$86,027.54**	**$154,839.00**	**35.2%**	
Other Purchased Services						

Name	Account ID	FY2022 Amended Budget	FY2022 Actual	FY2023 Budgeted	FY2022 Amended Budget vs. FY2023 Budgeted (% Change)	Notes
GOLF ADMIN -INSUR - GEN LIAB	5800-63-6301-000000-655300	$0.00	$0.00	$318.00	N/A	
GOLF MAINT -INSUR - PROPERTY	5800-63-6305-000000-655100	$1,257.00	$1,257.00	$1,624.00	29.2%	
GOLF MAINT -INSUR - AUTO LIAB	5800-63-6305-000000-655200	$499.00	$499.00	$723.00	44.9%	
GOLF MAINT -INSUR - GEN LIAB	5800-63-6305-000000-655300	$3,758.00	$3,758.00	$1,175.00	-68.7%	
GOLF MAINT -CELL PHONES	5800-63-6305-000000-655602	$1,200.00	$846.75	$1,200.00	0%	
GOLF MAINT -TRAVEL&TRAIN	5800-63-6305-000000-655800	$900.00	$141.94	$2,900.00	222.2%	
GOLF MAINT -DUES AND MEMB	5800-63-6305-000000-655850	$1,200.00	$1,136.09	$1,200.00	0%	
GOLF MAINT -OTH PURCHSVC-EQUIP	5800-63-6305-000000-655901	$15,106.00	$10,562.61	$12,106.00	-19.9%	
GOLF FOOD -INSUR - GEN LIAB	5800-63-6310-000000-655300	$938.00	$938.00	$331.00	-64.7%	
GOLF FOOD -TRAVEL&TRAIN	5800-63-6310-000000-655800	$400.00	$78.00	$1,400.00	250%	
GOLF FOOD -DUES AND MEMB	5800-63-6310-000000-655850	$1,808.00	$2,118.01	$2,008.00	11.1%	
GOLF FOOD -OTH PURCHSVC-EQUIP	5800-63-6310-000000-655901	$2,820.00	$2,607.73	$2,844.00	0.9%	
GOLF MERCH -INSUR - GEN LIAB	5800-63-6315-000000-655300	$937.00	$937.00	$541.00	-42.3%	
GOLF MERCH -ADVERTISING	5800-63-6315-000000-655700	$0.00	$469.08	$0.00	0%	
GOLF MERCH -OTH PURCHSVC-EQUIP	5800-63-6315-000000-655901	$0.00	$4,812.00	$0.00	0%	
GOLF CUSTM -INSUR - PROPERTY	5800-63-6320-000000-655100	$1,256.00	$1,256.00	$1,623.00	29.2%	
GOLF CUSTM -INSUR - GEN LIAB	5800-63-6320-000000-655300	$3,758.00	$3,758.00	$905.00	-75.9%	
GOLF CUSTM - COMMUNICATIONS	5800-63-6320-000000-655600	$12,000.00	$9,487.41	$12,000.00	0%	
GOLF CUSTM -CELL PHONES	5800-63-6320-000000-655602	$600.00	$402.02	$600.00	0%	
GOLF CUSTM -ADVERTISING	5800-63-6320-000000-655700	$946.00	$179.16	$3,946.00	317.1%	
GOLF CUSTM -ADVERT-PROMO	5800-63-6320-000000-655701	$5,000.00	$4,807.11	$8,000.00	60%	
GOLF CUSTM -TRAVEL&TRAIN	5800-63-6320-000000-655800	$1,000.00	$0.00	$7,500.00	650%	
GOLF CUSTM -DUES AND MEMB	5800-63-6320-000000-655850	$3,360.00	$2,679.00	$3,360.00	0%	
GOLF CUSTM -OTH PURCHSVC-EQUIP	5800-63-6320-000000-655901	$101,156.00	$71,877.78	$101,056.00	-0.1%	

Name	Account ID	FY2022 Amended Budget	FY2022 Actual	FY2023 Budgeted	FY2022 Amended Budget vs. FY2023 Budgeted (% Change)	Notes
Total Other Purchased Services:		**$159,899.00**	**$124,607.69**	**$167,360.00**	**4.7%**	
Supplies						
GOLF MAINT -SUPPL - OFFICE	5800-63-6305-000000-666101	$250.00	$29.98	$250.00	0%	
GOLF MAINT -SUPPL-MINOR TOOL	5800-63-6305-000000-666102	$5,000.00	$2,433.32	$5,000.00	0%	
GOLF MAINT -SUPPL - NON-EXPEND	5800-63-6305-000000-666103	$3,000.00	$457.98	$5,000.00	66.7%	
GOLF MAINT -SUPPL-WEAR-APPARL	5800-63-6305-000000-666105	$1,000.00	$0.00	$1,000.00	0%	
GOLF MAINT -SUPPL-CHEMIC&MEDIC	5800-63-6305-000000-666106	$63,000.00	$24,594.84	$89,000.00	41.3%	
GOLF MAINT -SUPPL-JANITOR/MECH	5800-63-6305-000000-666107	$1,500.00	$1,061.00	$2,500.00	66.7%	
GOLF MAINT -SUPPL-BOTANIC/AGRI	5800-63-6305-000000-666108	$46,349.00	$72,886.17	$88,284.00	90.5%	
GOLF MAINT -SUPPL - OTHER	5800-63-6305-000000-666110	$7,000.00	$3,024.55	$10,000.00	42.9%	
GOLF MAINT -ENERGY -ELECTR	5800-63-6305-000000-666202	$16,700.00	$9,993.81	$31,106.00	86.3%	
GOLF MAINT -PROP/BUT/ACET	5800-63-6305-000000-666205	$0.00	$39.22	$0.00	0%	
GOLF MAINT -FUEL&LUBR -UNLEAD	5800-63-6305-000000-666301	$9,240.00	$11,365.20	$15,335.00	66%	
GOLF MAINT -FUEL&LUB-DIESEL	5800-63-6305-000000-666302	$6,879.00	$6,744.54	$12,106.00	76%	
GOLF MAINT -FUEL&LUBR -LUBRS	5800-63-6305-000000-666303	$2,000.00	$22.07	$34.00	-98.3%	
GOLF MAINT -FLT SVC ALLOC.	5800-63-6305-000000-666825	$960.00	$800.00	$7,595.00	691.1%	
GOLF FOOD -SUPPL-MINOR TOOL	5800-63-6310-000000-666102	$500.00	$52.66	$500.00	0%	
GOLF FOOD -SUPPL - NON-EXPEND	5800-63-6310-000000-666103	$3,000.00	$0.00	$1,500.00	-50%	
GOLF FOOD -SUPPL-CHEMIC&MEDIC	5800-63-6310-000000-666106	$750.00	$8.91	$1,000.00	33.3%	
GOLF FOOD -SUPPL-JANITOR/MECH	5800-63-6310-000000-666107	$600.00	$437.28	$800.00	33.3%	
GOLF FOOD -SUPPL - OTHER	5800-63-6310-000000-666110	$0.00	$266.16	$600.00	N/A	
GOLF MERCH -SUPPL - OFFICE	5800-63-6315-000000-666101	$0.00	$55.74	$0.00	0%	
GOLF MERCH -SUPPL-MINOR TOOL	5800-63-6315-000000-666102	$1,500.00	$43.34	$1,500.00	0%	
GOLF MERCH -SUPPL-CHEMIC&MEDIC	5800-63-6315-000000-666106	$0.00	$43.98	$0.00	0%	

Name	Account ID	FY2022 Amended Budget	FY2022 Actual	FY2023 Budgeted	FY2022 Amended Budget vs. FY2023 Budgeted (% Change)	Notes
GOLF MERCH -SUPPL - OTHER	5800-63-6315-000000-666110	$22,800.00	$14,652.23	$28,800.00	26.3%	
GOLF CUSTM -SUPPL - OFFICE	5800-63-6320-000000-666101	$4,000.00	$2,696.14	$4,000.00	0%	
GOLF CUSTM -SUPPL-MINOR TOOL	5800-63-6320-000000-666102	$4,128.00	$1,903.43	$4,128.00	0%	
GOLF CUSTM -SUPPL - NON-EXPEND	5800-63-6320-000000-666103	$4,000.00	$8,977.59	$5,200.00	30%	
GOLF CUSTM -SUPPL-WEAR-APPARL	5800-63-6320-000000-666105	$0.00	$0.00	$1,500.00	N/A	
GOLF CUSTM -SUPPL-CHEMIC&MEDIC	5800-63-6320-000000-666106	$1,000.00	$146.47	$2,000.00	100%	
GOLF CUSTM -SUPPL-JANITOR/MECH	5800-63-6320-000000-666107	$900.00	$582.53	$1,500.00	66.7%	
GOLF CUSTM -SUPPL-BOTANIC/AGRI	5800-63-6320-000000-666108	$0.00	$14.98	$0.00	0%	
GOLF CUSTM -SUPPL - OTHER	5800-63-6320-000000-666110	$14,130.00	$5,470.34	$14,130.00	0%	
GOLF CUSTM -ENERGY-HEAT&FUEL	5800-63-6320-000000-666201	$4,090.00	$3,812.01	$3,467.00	-15.2%	
GOLF CUSTM -ENERGY -ELECTR	5800-63-6320-000000-666202	$26,000.00	$17,796.10	$23,013.00	-11.5%	
Total Supplies:		**$250,276.00**	**$190,412.57**	**$360,848.00**	**44.2%**	
Other Operating Expenses						
GOLF FOOD -INV PURCH RESALE	5800-63-6310-000000-678600	$126,000.00	$102,770.07	$140,000.00	11.1%	
GOLF MERCH -INV PURCH RESALE	5800-63-6315-000000-678600	$300,000.00	$276,324.89	$416,480.00	38.8%	
GOLF CUSTM -OTH EXP-BANK CHG	5800-63-6320-000000-678328	$24,500.00	$24,733.00	$30,000.00	22.4%	
Total Other Operating Expenses:		**$450,500.00**	**$403,827.96**	**$586,480.00**	**30.2%**	
Interdepartmental Billings						
BILLINGS - FROM OTHERS	5800-63-6301-000000-698402		$0.00	$5,917.00	N/A	
Total Interdepartmental Billings:		**$0.00**	**$0.00**	**$5,917.00**	**N/A**	
Capital Expenditures						
PRELIMINARY ENGINEERING DESIGN	5800-63-6305-000000-757502		$0.00	$264,000.00	N/A	
Total Capital Expenditures:		**$0.00**	**$0.00**	**$264,000.00**	**N/A**	
Total Expense Objects:		**$2,598,617.00**	**$2,002,945.71**	**$2,949,008.00**	**13.5%**	

Texas Ranger Hall of Fame

Mission
To serve as the official State historical center and repository of the Texas Rangers—an internationally known symbol of Texas and the American West. To contribute to the prestige and economic development of Waco and McLennan County as an internationally known cultural heritage attraction.

Departmental Overview
The Texas Ranger Hall of Fame and Museum is an educational, historic preservation and research partnership between the City of Waco and State of Texas. Created in 1964, it was the first law enforcement historical center in the U.S. and Waco's first tourism attraction. It is funded as an Enterprise department of the City of Waco.
The State of Texas has designated it the official Museum (1964), Hall of Fame (1971) and Repository (1997) of the Texas Rangers. Intended to operate in perpetuity, the City of Waco serves as its Trustee to the State, guaranteeing qualified professional management and operations, security of the irreplaceable collections and economic stability. Open 362 days a year, 4.5 million visitors from around the world, have contributed an estimated $200 million to the area economy drawn by the iconic Texas Rangers.

Divisions and FTEs
Administration (management, budget, marketing & communications, and security), Education, Collections (artifacts and artwork), Armstrong Texas Ranger Research Center, (library and archives) Visitor Services (admissions and store), Banquet Rentals and Maintenance. FTEs: 17.1250

Programs and Services
Collects, preserves, and exhibits artifacts, archival materials, books and works of art relevant to the history of the Texas Rangers and Texas. Encourages and facilitates research into the history of Texas, the Texas Rangers and associated artifacts, and individual Rangers. Provides educational programs on-site for school groups, adults, and groups tours and outreach programs internationally via the internet. Supports Texas Rangers Company "F" regional Headquarters and operations and Texas DPS training. Provides meeting and training space for nonprofit community service organizations. Provides rental banquet and exhibit facilities.

FY22 Accomplishments
- The Texas Ranger Hall of Fame received three national and international tourism and western history awards: *TripAdvisor* Traveler's Choice Award for 2021, *True West* magazine Readers Choice Best Western Museum, and *ThreeBestRated* Certificate of Excellence. The historical center will be featured on the cover of *Discover*, an American Automobile Assoc. travel magazine.
- Attributed to pent-up demand, October through February FY22 gate admissions increased 44% over FY21. Persons attending Knox Center functions increased from 300 to 6,044 persons. Thus far FY22 gate attendance reached 65% the best year on record, FY19 and Knox Center event attendance reached 67%. This was regardless of I-35 construction, COVID effect on school and group tours, and a two-month mold remediation project closing the main museum gallery during the holidays.
- The Armstrong Texas Ranger Research Center assisted 2,523 genealogists, film producers, students, and teachers from October to February of FY22.
- The Texas Ranger Bicentennial Book Series now comprises 15 published hardcover books including a NY Times Bestseller and a #1 Amazon Germany bestseller. Three additional titles have been accepted into the program in FY22.
- Marketing work has included a *History Channel* documentary on Sam Bass, a miniseries on the CW Network "The Real Texas Rangers", podcasts from *True Crime Reporter*, *Where Am I to Go* podcast and *Texas Monthly*. A video series produced by the Education division in partnership with WCCTV reached 49 cumulative episodes. Email newsletter circulation has exceeded 120,000 issues a year. The website is now available in four languages.
- The on-line publicly accessible database of museum collections has exceeded 1,500 items.
- Museum Collections staff, Maintenance and City Facilities successfully completed a two-month mold remediation project in the main gallery of the historical Center requiring temporary relocation of all artifacts.
- Exceptional gifts and long-term loans to the historical center included a collection of artifacts associated with 1930s Capt. Manuel T. Gonzaullas; a complete set of silver and gold Texas Ranger badges; an 1850s photograph by famed Abraham Lincoln and Civil War photographer Matthew Brady of legendary Texas Ranger Capt. Jack Hays.
- A long-term staff working relationship with Samuel McClendon, son-in-law of Texas Ranger Chief Clint Peoples, elicited a bequest of $1.2 million through the Texas Ranger Association Foundation.

FY23 Objectives

- Fulfill core administrative, visitor services, collections management, education, research, and maintenance functions.
- Ramp up marketing of Knox Center rentals, school and group tours, and general attendance proportionate to I-35 completion and decrease in COVID rates.
- Add and integrate a (junior) Administrative Assistant, assuring efficient, accurate, and complete daily reconciliation, budget, purchasing, Knox Center rental and Visitor Services functions and provide administrative support to senior management.
- Implement new point-of sale system and on-line store sales platform, and work with Finance and IT to implement an improved eCommerce function.
- Provide historical assistance as requested for the Texas Ranger Bicentennial.

Performance Measures

Strategic Goal: Enhance Quality of Life	
Performance Indicators	Proposed FY 2022-2023
Attendance increased, proportionate to attendance recovery from I-35 and COVID limitations.	12% to 15% overall increase over FY22
Museum store revenue increased, proportionate to proportionate to attendance recovery from I-35 and COVID limitations.	12% to 15% increase over FY22
Educational Program Delivery, proportionate to I-35 and COVID limitations.	12% to 15% overall increase in student and group tours with the gradual resumption of school tours and group bus tours. Production of additional video and outreach programming.
Respond to research inquiries at the Armstrong Texas Ranger Research Center.	Service 2,400 to 2,700 inquiries received
Implementation of new point-of-sale system and online store sales platform.	Successful implementation
Maintenance of aging core building systems and servicing of banquet logistics.	Timely repairs and/or replacement of systems; and 48 hour rotation of Knox Center

Department Diversity
By Race/Ethnicity and Gender

	American Indian/Alaskan Native	Hispanic or Latino	Asian	Black or African American	Native Hawaiian or Pacific Islander	White	Two or More Races		Male	Female
City of Waco Population*	0.4%	31.8%	2.2%	20.6%	0.1%	43.7%	6.4%		48.4%	51.6%
City Organization	1%	19%	1%	10%	0%	67%	2%		64%	36%
Texas Ranger Hall of Fame	0%	5%	0%	11%	0%	79%	5%		37%	58%

*U.S.Census Bureau: https://www.census.gov/quickfacts/wacocitytexas

Expenditures Summary

The Texas Ranger Hall of Fame will see an increase in their base budget for FY 23 to keep up with inflationary cost as well as for expenses related to replacing the Knox Center deck and the roof.

$2,184,184 **$472,442**
(27.60% vs. prior year)

Texas Ranger Hall of Fame Proposed and Historical Budget vs. Actual

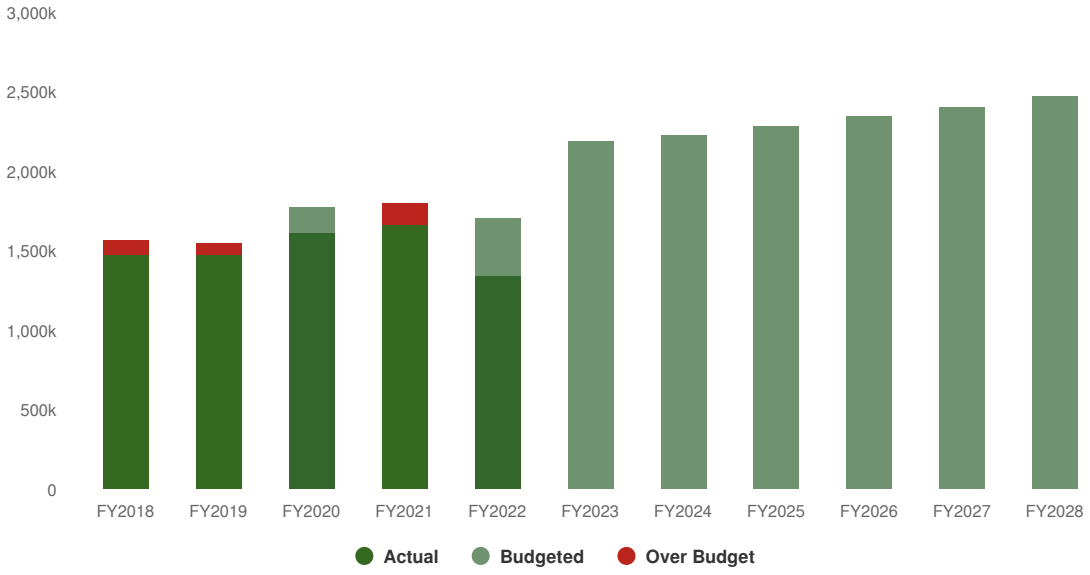

Expenditures by Fund

2023 Expenditures by Fund

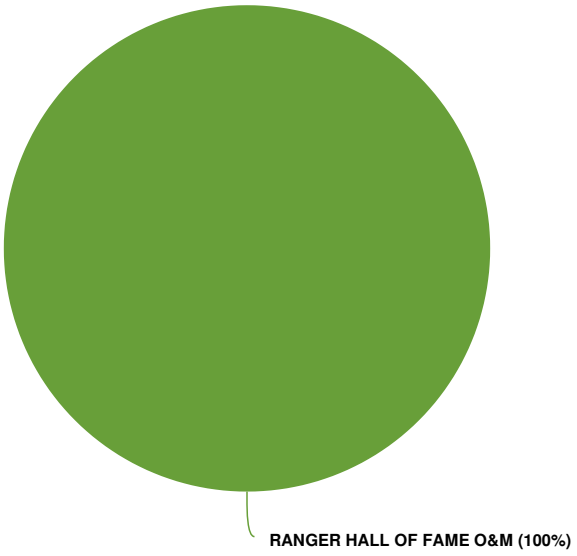

Budgeted and Historical 2023 Expenditures by Fund

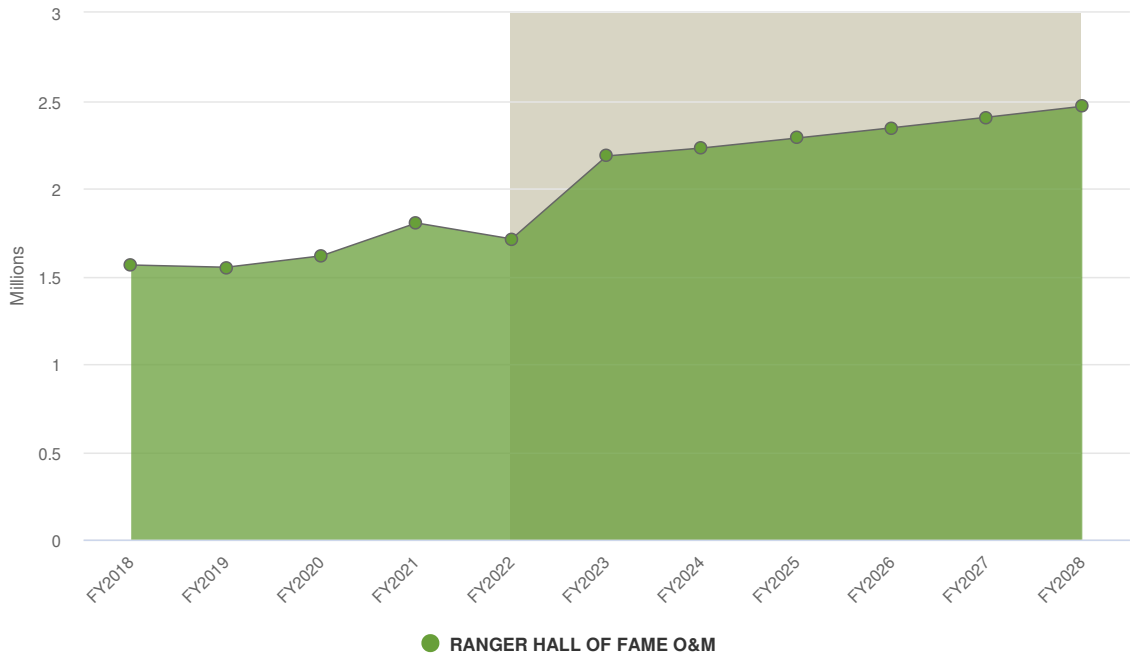

Grey background indicates budgeted figures.

Name	Account ID	FY2022 Amended Budget	FY2022 Actual	FY2023 Budgeted	FY2022 Amended Budget vs. FY2023 Budgeted (% Change)	Notes
RANGER HALL OF FAME O&M						
REGULAR SALARIES	5500-70-7001-000000-601010	$754,099.00	$630,112.69	$828,203.00	9.8%	
PART TIME - REGULAR	5500-70-7001-000000-601020	$60,440.00	$53,340.00	$94,921.00	57%	
OVERTIME	5500-70-7001-000000-601030	$4,300.00	$1,699.59	$571.00	-86.7%	
EMPLOYEE PAYOFF	5500-70-7001-000000-601070	$0.00	$8,192.57	$0.00	0%	
RHOF -GROUP HEALTH	5500-70-7001-000000-612101	$115,456.00	$96,790.33	$120,000.00	3.9%	
RHOF -GROUP LIFE	5500-70-7001-000000-612102	$572.00	$480.57	$621.00	8.6%	
RHOF -SOC SEC-MEDIC	5500-70-7001-000000-612200	$62,641.00	$51,229.45	$70,663.00	12.8%	
RHOF -PENSION-	5500-70-7001-000000-612300	$112,842.00	$98,776.29	$124,316.00	10.2%	
RHOF -WORK COMP	5500-70-7001-000000-612600	$9,688.00	$8,843.76	$11,685.00	20.6%	
RHOF -SPEC SVC	5500-70-7001-000000-623100	$162,559.00	$115,077.87	$146,380.00	-10%	

Name	Account ID	FY2022 Amended Budget	FY2022 Actual	FY2023 Budgeted	FY2022 Amended Budget vs. FY2023 Budgeted (% Change)	Notes
RHOF -SPEC SVC-TEMPS	5500-70-7001-000000-623105	$8,000.00	$7,726.47	$8,000.00	0%	
RHOF -IT SERVICES	5500-70-7001-000000-623106	$0.00	$0.00	$93,687.00	N/A	
RHOF -UTIL SVC - WATER	5500-70-7001-000000-634101	$6,099.00	$3,133.28	$6,000.00	-1.6%	
RHOF -UTIL SVC-REFUSE	5500-70-7001-000000-634102	$2,760.00	$2,070.88	$3,108.00	12.6%	
RHOF -UTIL SVC - SEWER	5500-70-7001-000000-634103	$2,178.00	$1,199.88	$2,200.00	1%	
RHOF -MAINT OF BUILDINGS	5500-70-7001-000000-644701	$5,000.00	$0.00	$5,450.00	9%	
RHOF -MAINT - SIGNS&MARK	5500-70-7001-000000-644711	$1,500.00	$519.00	$1,500.00	0%	
RHOF -MAINT-OTHR STRUCT	5500-70-7001-000000-644717	$5,000.00	$403.05	$2,000.00	-60%	
RHOF -MAINT - EQUIP	5500-70-7001-000000-644801	$3,500.00	$1,450.00	$4,200.00	20%	
RHOF -MAINT - VEH PARTS	5500-70-7001-000000-644803	$1,778.00	$15.47	$400.00	-77.5%	
RHOF -MAINT-VEH-OUTSIDE	5500-70-7001-000000-644805	$100.00	$47.50	$51.00	-49%	
RHOF -MAINT - OTHER	5500-70-7001-000000-644815	$3,200.00	$2,752.20	$15,742.00	391.9%	
RHOF-MAINT-FLEET SVC	5500-70-7001-000000-644825	$258.00	$215.00	$0.00	-100%	
RHOF -INSUR - PROPERTY	5500-70-7001-000000-655100	$13,203.00	$13,203.00	$17,058.00	29.2%	
RHOF -INSUR - GEN LIAB	5500-70-7001-000000-655300	$5,414.00	$5,414.00	$2,154.00	-60.2%	
RHOF - COMMUNICATIONS	5500-70-7001-000000-655600	$2,600.00	$2,969.65	$2,600.00	0%	
RHOF -CELL PHONES	5500-70-7001-000000-655602	$1,260.00	$979.92	$1,740.00	38.1%	
RHOF -ADVERTISING	5500-70-7001-000000-655700	$21,050.00	$10,084.56	$21,050.00	0%	
RHOF -ADVERT-PROMO	5500-70-7001-000000-655701	$2,000.00	$0.00	$2,000.00	0%	
RHOF -TRAVEL&TRAIN	5500-70-7001-000000-655800	$7,950.00	$1,223.81	$7,950.00	0%	
RHOF -DUES AND MEMB	5500-70-7001-000000-655850	$900.00	$0.00	$1,130.00	25.6%	
RHOF -OTH PURCHSVC-EQUIP	5500-70-7001-000000-655901	$6,000.00	$2,307.33	$6,500.00	8.3%	
RHOF -SUPPL - OFFICE	5500-70-7001-000000-666101	$9,000.00	$5,623.43	$10,175.00	13.1%	
RHOF -SUPPL-MINOR TOOLS	5500-70-7001-000000-666102	$5,000.00	$2,675.07	$7,500.00	50%	

Name	Account ID	FY2022 Amended Budget	FY2022 Actual	FY2023 Budgeted	FY2022 Amended Budget vs. FY2023 Budgeted (% Change)	Notes
RHOF -SUPPL -NON-EXPEND	5500-70-7001-000000-666103	$10,000.00	$6,907.69	$7,541.00	-24.6%	
RHOF -SUPPL-WEAR-APPARL	5500-70-7001-000000-666105	$1,000.00	$0.00	$900.00	-10%	
RHOF -SUPPL-CHEMIC&MEDIC	5500-70-7001-000000-666106	$1,000.00	$687.05	$500.00	-50%	
RHOF -SUPPL-JANITOR/MECH	5500-70-7001-000000-666107	$7,000.00	$6,453.94	$7,000.00	0%	
RHOF -SUPPL - OTHER	5500-70-7001-000000-666110	$4,620.00	$3,554.49	$5,390.00	16.7%	
RHOF -ENERGY-HEAT&FUEL	5500-70-7001-000000-666201	$6,750.00	$6,979.41	$7,351.00	8.9%	
RHOF -ENERGY -ELECTRIC	5500-70-7001-000000-666202	$52,476.00	$37,982.48	$33,603.00	-36%	
RHOF -FUEL&LUBR	5500-70-7001-000000-666300	$25.00	$0.00	$25.00	0%	
RHOF -FUEL&LUBR -UNLEAD	5500-70-7001-000000-666301	$210.00	$167.92	$109.00	-48.1%	
RHOF -FLT SVC ALLOC.	5500-70-7001-000000-666825	$136.00	$113.30	$1,284.00	844.1%	
RHOF -OTH EXP-BANK CHG	5500-70-7001-000000-678328	$9,180.00	$7,024.96	$9,180.00	0%	
RHOF -INV PURCH RESALE	5500-70-7001-000000-678600	$145,000.00	$121,805.31	$145,000.00	0%	
RHOF -BILLINGS FROM OTHERS	5500-70-7001-000000-698402	$2,998.00	$2,498.30	$9,746.00	225.1%	
RHOF -MACH & EQUIP -MACH	5500-70-7001-000000-757402	$75,000.00	$17,925.15	$75,000.00	0%	
CONSTRUCTION	5500-70-7001-000000-757504		$0.00	$262,000.00	N/A	
Total RANGER HALL OF FAME O&M:		**$1,711,742.00**	**$1,340,656.62**	**$2,184,184.00**	**27.6%**	

Expenditures by Expense Type

Budgeted Expenditures by Expense Type

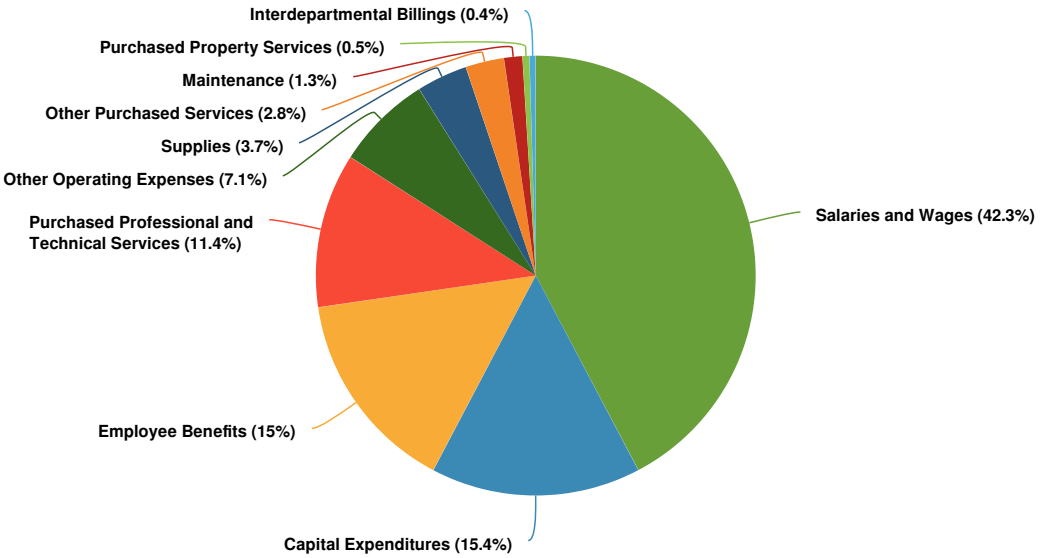

Budgeted and Historical Expenditures by Expense Type

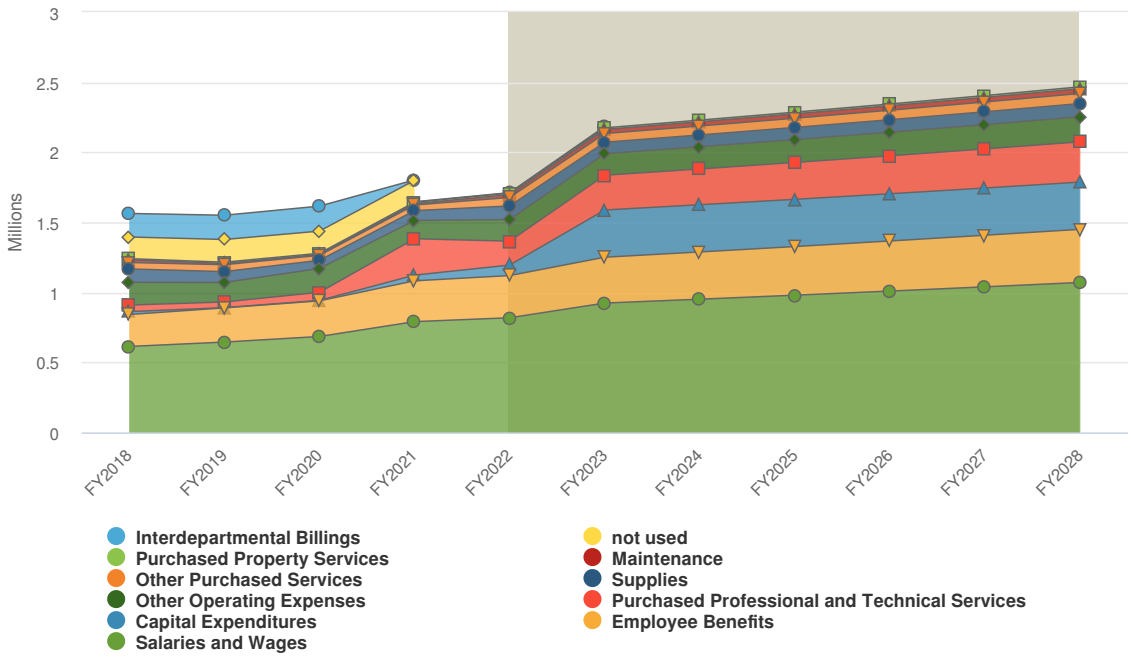

Grey background indicates budgeted figures.

Name	Account ID	FY2022 Amended Budget	FY2022 Actual	FY2023 Budgeted	FY2022 Amended Budget vs. FY2023 Budgeted (% Change)	Notes
Expense Objects						
Salaries and Wages						
REGULAR SALARIES	5500-70-7001-000000-601010	$754,099.00	$630,112.69	$828,203.00	9.8%	
PART TIME - REGULAR	5500-70-7001-000000-601020	$60,440.00	$53,340.00	$94,921.00	57%	
OVERTIME	5500-70-7001-000000-601030	$4,300.00	$1,699.59	$571.00	-86.7%	
EMPLOYEE PAYOFF	5500-70-7001-000000-601070	$0.00	$8,192.57	$0.00	0%	
Total Salaries and Wages:		**$818,839.00**	**$693,344.85**	**$923,695.00**	**12.8%**	
Employee Benefits						
RHOF -GROUP HEALTH	5500-70-7001-000000-612101	$115,456.00	$96,790.33	$120,000.00	3.9%	
RHOF -GROUP LIFE	5500-70-7001-000000-612102	$572.00	$480.57	$621.00	8.6%	
RHOF -SOC SEC-MEDIC	5500-70-7001-000000-612200	$62,641.00	$51,229.45	$70,663.00	12.8%	
RHOF -PENSION-	5500-70-7001-000000-612300	$112,842.00	$98,776.29	$124,316.00	10.2%	
RHOF -WORK COMP	5500-70-7001-000000-612600	$9,688.00	$8,843.76	$11,685.00	20.6%	
Total Employee Benefits:		**$301,199.00**	**$256,120.40**	**$327,285.00**	**8.7%**	
Purchased Professional and Technical Services						
RHOF -SPEC SVC	5500-70-7001-000000-623100	$162,559.00	$115,077.87	$146,380.00	-10%	
RHOF -SPEC SVC-TEMPS	5500-70-7001-000000-623105	$8,000.00	$7,726.47	$8,000.00	0%	
RHOF -IT SERVICES	5500-70-7001-000000-623106	$0.00	$0.00	$93,687.00	N/A	
Total Purchased Professional and Technical Services:		**$170,559.00**	**$122,804.34**	**$248,067.00**	**45.4%**	
Purchased Property Services						
RHOF -UTIL SVC - WATER	5500-70-7001-000000-634101	$6,099.00	$3,133.28	$6,000.00	-1.6%	
RHOF -UTIL SVC-REFUSE	5500-70-7001-000000-634102	$2,760.00	$2,070.88	$3,108.00	12.6%	
RHOF -UTIL SVC - SEWER	5500-70-7001-000000-634103	$2,178.00	$1,199.88	$2,200.00	1%	
Total Purchased Property Services:		**$11,037.00**	**$6,404.04**	**$11,308.00**	**2.5%**	
Maintenance						

Name	Account ID	FY2022 Amended Budget	FY2022 Actual	FY2023 Budgeted	FY2022 Amended Budget vs. FY2023 Budgeted (% Change)	Notes
RHOF -MAINT OF BUILDINGS	5500-70-7001-000000-644701	$5,000.00	$0.00	$5,450.00	9%	
RHOF -MAINT -SIGNS&MARK	5500-70-7001-000000-644711	$1,500.00	$519.00	$1,500.00	0%	
RHOF -MAINT-OTHR STRUCT	5500-70-7001-000000-644717	$5,000.00	$403.05	$2,000.00	-60%	
RHOF -MAINT - EQUIP	5500-70-7001-000000-644801	$3,500.00	$1,450.00	$4,200.00	20%	
RHOF -MAINT - VEH PARTS	5500-70-7001-000000-644803	$1,778.00	$15.47	$400.00	-77.5%	
RHOF -MAINT-VEH-OUTSIDE	5500-70-7001-000000-644805	$100.00	$47.50	$51.00	-49%	
RHOF -MAINT - OTHER	5500-70-7001-000000-644815	$3,200.00	$2,752.20	$15,742.00	391.9%	
RHOF-MAINT-FLEET SVC	5500-70-7001-000000-644825	$258.00	$215.00	$0.00	-100%	
Total Maintenance:		**$20,336.00**	**$5,402.22**	**$29,343.00**	**44.3%**	
Other Purchased Services						
RHOF -INSUR - PROPERTY	5500-70-7001-000000-655100	$13,203.00	$13,203.00	$17,058.00	29.2%	
RHOF -INSUR - GEN LIAB	5500-70-7001-000000-655300	$5,414.00	$5,414.00	$2,154.00	-60.2%	
RHOF -COMMUNICATIONS	5500-70-7001-000000-655600	$2,600.00	$2,969.65	$2,600.00	0%	
RHOF -CELL PHONES	5500-70-7001-000000-655602	$1,260.00	$979.92	$1,740.00	38.1%	
RHOF -ADVERTISING	5500-70-7001-000000-655700	$21,050.00	$10,084.56	$21,050.00	0%	
RHOF -ADVERT-PROMO	5500-70-7001-000000-655701	$2,000.00	$0.00	$2,000.00	0%	
RHOF -TRAVEL&TRAIN	5500-70-7001-000000-655800	$7,950.00	$1,223.81	$7,950.00	0%	
RHOF -DUES AND MEMB	5500-70-7001-000000-655850	$900.00	$0.00	$1,130.00	25.6%	
RHOF -OTH PURCHSVC-EQUIP	5500-70-7001-000000-655901	$6,000.00	$2,307.33	$6,500.00	8.3%	
Total Other Purchased Services:		**$60,377.00**	**$36,182.27**	**$62,182.00**	**3%**	
Supplies						
RHOF -SUPPL - OFFICE	5500-70-7001-000000-666101	$9,000.00	$5,623.43	$10,175.00	13.1%	
RHOF -SUPPL-MINOR TOOLS	5500-70-7001-000000-666102	$5,000.00	$2,675.07	$7,500.00	50%	
RHOF -SUPPL -NON-EXPEND	5500-70-7001-000000-666103	$10,000.00	$6,907.69	$7,541.00	-24.6%	

Name	Account ID	FY2022 Amended Budget	FY2022 Actual	FY2023 Budgeted	FY2022 Amended Budget vs. FY2023 Budgeted (% Change)	Notes
RHOF -SUPPL-WEAR-APPARL	5500-70-7001-000000-666105	$1,000.00	$0.00	$900.00	-10%	
RHOF -SUPPL-CHEMIC&MEDIC	5500-70-7001-000000-666106	$1,000.00	$687.05	$500.00	-50%	
RHOF -SUPPL-JANITOR/MECH	5500-70-7001-000000-666107	$7,000.00	$6,453.94	$7,000.00	0%	
RHOF -SUPPL - OTHER	5500-70-7001-000000-666110	$4,620.00	$3,554.49	$5,390.00	16.7%	
RHOF -ENERGY-HEAT&FUEL	5500-70-7001-000000-666201	$6,750.00	$6,979.41	$7,351.00	8.9%	
RHOF -ENERGY -ELECTRIC	5500-70-7001-000000-666202	$52,476.00	$37,982.48	$33,603.00	-36%	
RHOF -FUEL&LUBR	5500-70-7001-000000-666300	$25.00	$0.00	$25.00	0%	
RHOF -FUEL&LUBR -UNLEAD	5500-70-7001-000000-666301	$210.00	$167.92	$109.00	-48.1%	
RHOF -FLT SVC ALLOC.	5500-70-7001-000000-666825	$136.00	$113.30	$1,284.00	844.1%	
Total Supplies:		**$97,217.00**	**$71,144.78**	**$81,378.00**	**-16.3%**	
Other Operating Expenses						
RHOF -OTH EXP-BANK CHG	5500-70-7001-000000-678328	$9,180.00	$7,024.96	$9,180.00	0%	
RHOF -INV PURCH RESALE	5500-70-7001-000000-678600	$145,000.00	$121,805.31	$145,000.00	0%	
Total Other Operating Expenses:		**$154,180.00**	**$128,830.27**	**$154,180.00**	**0%**	
Interdepartmental Billings						
RHOF -BILLINGS FROM OTHERS	5500-70-7001-000000-698402	$2,998.00	$2,498.30	$9,746.00	225.1%	
Total Interdepartmental Billings:		**$2,998.00**	**$2,498.30**	**$9,746.00**	**225.1%**	
Capital Expenditures						
RHOF -MACH & EQUIP -MACH	5500-70-7001-000000-757402	$75,000.00	$17,925.15	$75,000.00	0%	
CONSTRUCTION	5500-70-7001-000000-757504		$0.00	$262,000.00	N/A	
Total Capital Expenditures:		**$75,000.00**	**$17,925.15**	**$337,000.00**	**349.3%**	
Total Expense Objects:		**$1,711,742.00**	**$1,340,656.62**	**$2,184,184.00**	**27.6%**	

Waco Transit System

Mission
To serve Waco and surrounding communities within McLennan County with safe, reliable, and innovative public transportation solutions.

Departmental Overview
Waco Transit System, Inc. (WTS) provides the public with mass transportation services within the Waco Urbanized area and general public transit services within the rural area of McLennan County through a demand responsive transportation model.

Divisions and FTEs
There are no FTEs of the City for the Waco Transit System.

Programs of Services
Waco Transit System is responsible for providing fixed route public transportation services within the urbanized area in the City of Waco, as well as paratransit services or Americans with Disabilities (ADA) demand response service within three quarter miles of the fixed route system to persons with disabilities. Regularly scheduled bus service is provided on nine routes throughout the urbanized area; routes provide service within one-quarter mile of more than 90% of the City's population. A subsystem is operated in cooperation with Baylor University to help reduce vehicular traffic and parking congestion in and around the Baylor University campus. This service is comprised of five routes that are open to the public and no fare is required. In addition to the regular Baylor service that has been provided regularly in the past, WTS now offers the Baylor community services on Saturday and Sunday. WTS and McLennan County Rural Transit District (MCRTD) also offer night services to the community and Baylor University campus through Evening Link Route and Baylor University after hours. The associated costs to operate these services not covered by fares and contract revenue are provided through grants from the Federal Transit Administration of the U.S. Department of Transportation, the Texas Department of Transportation, and the City of Waco.

FY22 Accomplishments
- WTS renewed its agreement with Baylor University to continue providing services for the next five years.
- Through Interlocal agreements with Waco Independent School District (ISD), Texas State Technical College (TSTC), & McLennan Community College (MCC), WTS has provided over 123,000 trips for students in the community.
- Continued making progress in FY22 on WTS' Route Realignment Study in hopes to provide more efficient services for the community.
- RATP DEV and WTS completed a system wide Technology Assessment.
- Members of the transit board and multiple departments at the City of Waco worked together and were involved in the development/modifications of Waco Transit routes and services.

FY23 Objectives
- Find new and innovative ways to promote Waco Transit System through advertising and community outreach.
- Work with the City of Waco regarding the upcoming downtown construction projects & helping identify pedestrian improvements.
- Continue to work with community partners for enhancement & opportunities to expand services.
- After the Technology Assessment review, WTS is making movement towards Facility Security upgrades, a contactless fare option,
- Waco Transit System will continue to seek out improvements and more convenient ways for traditional & nontraditional riders to use technology for public transportation.

Performance Measures

Strategic Goal: Enhance Quality of Life	
Performance Indicators	Proposed FY 2022-2023
Rebranding of SILO Shuttle & providing a new downtown route that focuses on new developments and businesses in Waco. Also, identify areas where sidewalks are necessary for improved transit accessibility.	Work with the City on upcoming downtown projects & help identify pedestrian and route improvements.
Finalizing new routes and areas serviced by Route Realignment Project based on implementation plan for the study performed.	Continue to work with community partners for opportunities to expand services & enhancements.

Upgrading surveillance equipment as well as a new payroll system and an option to purchase fares for services utilizing a contactless option.	After the Technology Assessment, WTS will continue to make progress on facility security upgrades, contactless fare options, and human resource management system.
Utilize intelligent transportation system technologies to provide customers with purchasing media options that can be accessed by digital platforms.	Identify ways for both traditional & nontraditional riders to use technology for seamless public transit services.

Department Diversity
By Race/Ethnicity and Gender

	American Indian/Alaskan Native	Hispanic or Latino	Asian	Black or African American	Native Hawaiian or Pacific Islander	White	Two or More Races		Male	Female
City of Waco Population*	0.4%	31.8%	2.2%	20.6%	0.1%	43.7%	6.4%		48.4%	51.6%
City Organization	1%	19%	1%	10%	0%	67%	2%		64%	36%
Waco Transit	0%	25%	0%	49%	0%	26%	0%		60%	40%

*U.S.Census Bureau: https://www.census.gov/quickfacts/wacocitytexas

Expenditures Summary

The Waco Transit System received one-time funding for a fleet analysis in FY 23.

$8,544,779 **-$921,705**
(-9.74% vs. prior year)

Waco Transit System Proposed and Historical Budget vs. Actual

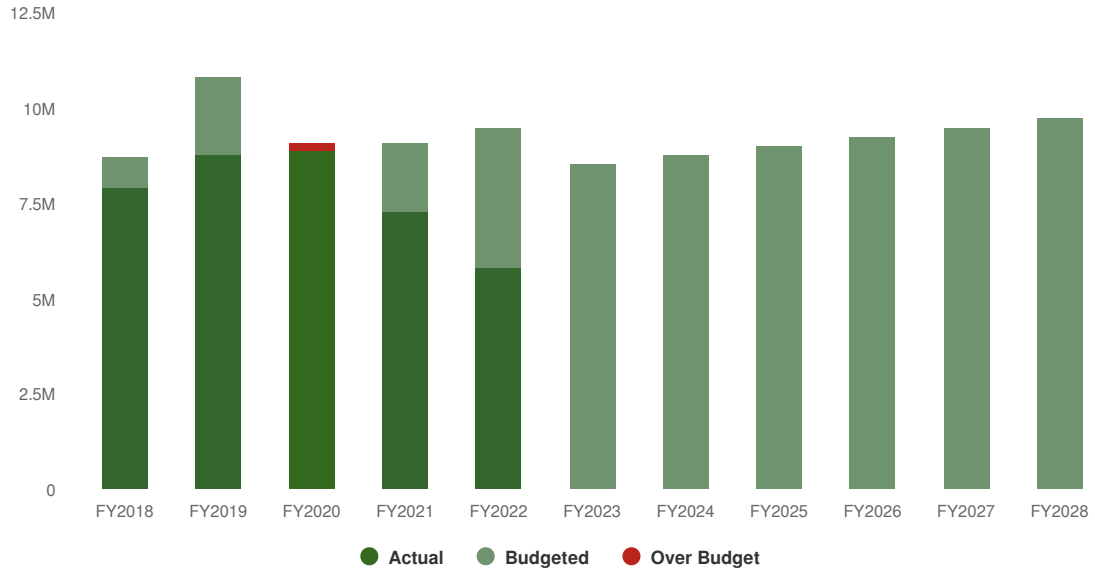

Expenditures by Fund

2023 Expenditures by Fund

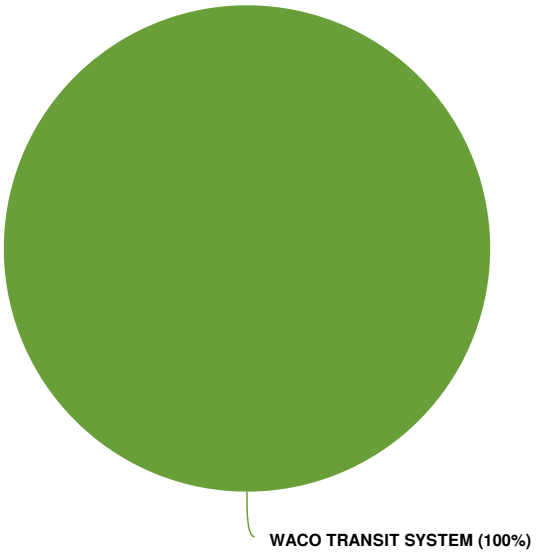

Budgeted and Historical 2023 Expenditures by Fund

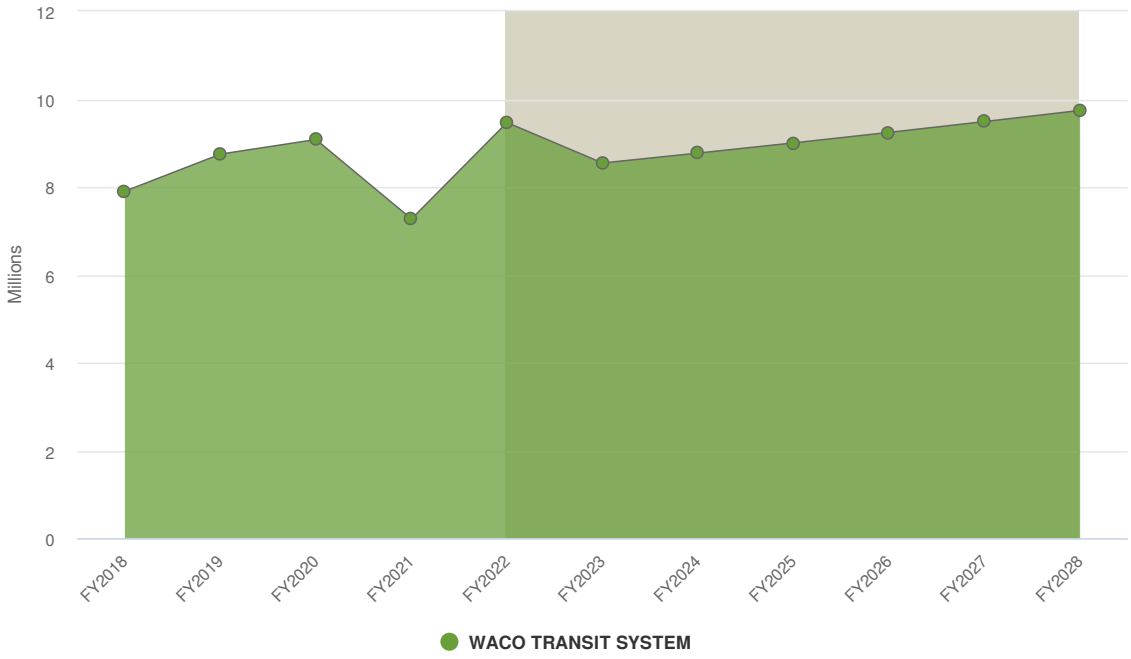

Grey background indicates budgeted figures.

Name	Account ID	FY2022 Amended Budget	FY2022 Actual	FY2023 Budgeted	FY2022 Amended Budget vs. FY2023 Budgeted (% Change)	Notes
WACO TRANSIT SYSTEM						
TR-GENADMN - CLER&PROF - REG	5600-66-6611-000000-601201	$139,823.00	$105,081.80	$128,986.00	-7.8%	
TR-GENADMN - CLER&PROF - OT	5600-66-6611-000000-601202	$208.00	$0.00	$208.00	0%	
TR-GENADMN -AUTO ALLOW - PROF	5600-66-6611-000000-601701	$4,800.00	$3,803.17	$5,001.00	4.2%	
TR-ADMIN-PLAN - CLER&PROF-REG	5600-66-6617-000000-601201	$126,204.00	$93,370.42	$126,204.00	0%	
WT-ELD&DISAB - CLER&PROF-REG	5600-66-6618-000000-601201	$13,461.00	$3,092.78	$13,865.00	3%	
WT-ELD&DISAB -LABOR OPER-REG	5600-66-6618-000000-601301	$19,707.00	$26,513.33	$30,281.00	53.7%	
TRANOPSBUS -SUPERV-REG	5600-66-6622-000000-601101	$100,069.00	$50,886.46	$110,169.00	10.1%	
TRANOPSBUS -LABOR OPER - REG	5600-66-6622-000000-601301	$1,256,569.00	$800,474.93	$1,256,569.00	0%	
TRANOPSBUS -LABOR OPER - OT	5600-66-6622-000000-601302	$90,024.00	$94,597.36	$90,024.00	0%	
TRANOPSBUS -PART TIME - REG	5600-66-6622-000000-601501	$300,120.00	$192,143.18	$300,120.00	0%	
TRANOPSBUS -PART TIME - OT	5600-66-6622-000000-601502	$28,297.00	$31,063.71	$22,297.00	-21.2%	
TRANOPS-VAN -SUPERV-REG	5600-66-6623-000000-601101	$54,752.00	$64,386.56	$78,941.00	44.2%	
TRANOPS-VAN -LABOR OPER-REG	5600-66-6623-000000-601301	$108,293.00	$133,256.25	$172,511.00	59.3%	
TRANOPS-VAN -LABOR OPER - OT	5600-66-6623-000000-601302	$27,365.00	$14,919.96	$18,322.00	-33%	
TRANOPS-VAN -PART TIME - REG	5600-66-6623-000000-601501	$409,468.00	$176,699.66	$402,461.00	-1.7%	
TRANOPS-VAN -PART TIME - OT	5600-66-6623-000000-601502	$27,604.00	$52,171.85	$34,253.00	24.1%	
TRANOP-CHARTER -LABOR OP-REG	5600-66-6625-000000-601301	$19,003.00	$10,654.00	$21,098.00	11%	
TRANOP-CHARTER -LABOR OP-OT	5600-66-6625-000000-601302	$4,355.00	$3,124.49	$4,050.00	-7%	
TRANOP-CHARTER -PT - REG	5600-66-6625-000000-601501	$17,980.00	$12,987.13	$15,895.00	-11.6%	
TRANOP-CHARTER -PT -OT	5600-66-6625-000000-601502	$1,268.00	$2,274.16	$1,268.00	0%	
TRANMNTBUS -SUPERV-REG	5600-66-6632-000000-601101	$52,397.00	$43,154.34	$54,985.00	4.9%	
TRANMNTBUS -LABOR MAINT - REG	5600-66-6632-000000-601401	$462,635.00	$313,622.85	$462,635.00	0%	
TRANMNTBUS -LABOR MAINT - OT	5600-66-6632-000000-601402	$19,903.00	$13,139.56	$13,549.00	-31.9%	
TRANMNTBUS -PART TIME - REG	5600-66-6632-000000-601501	$36,714.00	$14,651.77	$28,714.00	-21.8%	

Name	Account ID	FY2022 Amended Budget	FY2022 Actual	FY2023 Budgeted	FY2022 Amended Budget vs. FY2023 Budgeted (% Change)	Notes
TRANMNTBUS -PART TIME - OT	5600-66-6632-000000-601502	$3,131.00	$0.00	$1,755.00	-43.9%	
TRANMNTBUS -UNEMP COMP	5600-66-6632-000000-602500	$304.00	$0.00	$0.00	-100%	
TRANMNTVAN -SUPERV-REG	5600-66-6633-000000-601101	$15,748.00	$15,376.74	$18,987.00	20.6%	
TRANMNTVAN -LABOR MAINT - REG	5600-66-6633-000000-601401	$83,560.00	$102,909.86	$69,628.00	-16.7%	
TRANMNTVAN -LABOR MAINT - OT	5600-66-6633-000000-601402	$6,319.00	$5,011.58	$3,186.00	-49.6%	
TRANMNTVAN -PART TIME - REG	5600-66-6633-000000-601501	$18,971.00	$12,038.45	$18,971.00	0%	
TRANMNTVAN -PART TIME - OT	5600-66-6633-000000-601502	$168.00	$0.00	$206.00	22.6%	
TRANMNT-REGNL -LABOR MAINT-REG	5600-66-6638-000000-601401	$39,057.00	$15,823.92	$51,236.00	31.2%	
TR-GENADMN -GROUP HEALTH	5600-66-6611-000000-612101	$28,317.00	$17,541.63	$38,317.00	35.3%	
TR-GENADMN -GROUP LIFE	5600-66-6611-000000-612102	$2,403.00	$1,880.58	$2,478.00	3.1%	
TR-GENADMN -SOC SEC-MEDIC	5600-66-6611-000000-612200	$13,211.00	$8,096.04	$13,211.00	0%	
TR-GENADMN -PENSION-	5600-66-6611-000000-612300	$8,641.00	$4,151.04	$8,641.00	0%	
TR-GENADMN -ENEMP COMP	5600-66-6611-000000-612500	$750.00	$540.48	$750.00	0%	
TR-ADMIN-PLAN -GROUP HEALTH	5600-66-6617-000000-612101	$12,794.00	$12,211.20	$13,179.00	3%	
TR-ADMIN-PLAN -GROUP LIFE	5600-66-6617-000000-612102	$1,108.00	$1,414.44	$2,369.00	113.8%	
TR-ADMIN-PLAN -SOC SEC-MEDIC	5600-66-6617-000000-612200	$10,875.00	$7,037.95	$10,875.00	0%	
TR-ADMIN-PLAN -PENSION	5600-66-6617-000000-612300	$5,048.00	$3,377.05	$5,304.00	5.1%	
TR-ADMIN-PLAN -UNEMP COMP	5600-66-6617-000000-612500	$294.00	$78.91	$294.00	0%	
WT-ELD&DISAB -GROUP HEALTH	5600-66-6618-000000-612101	$4,080.00	$3,568.48	$4,991.00	22.3%	
WT-ELD&DISAB -GROUP LIFE	5600-66-6618-000000-612102	$132.00	$75.67	$146.00	10.6%	
WT-ELD&DISAB -SOC SEC-MEDIC	5600-66-6618-000000-612200	$2,537.00	$2,210.71	$3,427.00	35.1%	
WT-ELD&DISAB -PENSION-	5600-66-6618-000000-612300	$800.00	$924.38	$1,890.00	136.3%	
TRANOPSBUS -GROUP HEALTH	5600-66-6622-000000-612101	$146,832.00	$86,498.30	$166,832.00	13.6%	
TRANOPSBUS -GROUP LIFE	5600-66-6622-000000-612102	$20,100.00	$13,076.09	$21,306.00	6%	

Name	Account ID	FY2022 Amended Budget	FY2022 Actual	FY2023 Budgeted	FY2022 Amended Budget vs. FY2023 Budgeted (% Change)	Notes
TRANOPSBUS -SOC SEC-MEDIC	5600-66-6622-000000-612200	$136,267.00	$87,536.54	$136,267.00	0%	
TRANOPSBUS -PENSION-	5600-66-6622-000000-612300	$65,685.00	$42,584.09	$65,685.00	0%	
TRANOPSBUS -UNEMP COMP	5600-66-6622-000000-612500	$6,216.00	$3,909.99	$6,216.00	0%	
TRANOPSBUS -WORK COMP	5600-66-6622-000000-612600	$80,562.00	$207,978.79	$145,807.00	81%	
TRANOPS-VAN -GROUP HEALTH	5600-66-6623-000000-612101	$47,146.00	$29,761.54	$48,561.00	3%	
TRANOPS-VAN -GROUP LIFE	5600-66-6623-000000-612102	$4,052.00	$3,888.24	$5,597.00	38.1%	
TRANOPS-VAN -SOC SEC-MEDIC	5600-66-6623-000000-612200	$50,767.00	$33,767.59	$54,799.00	7.9%	
TRANOPS-VAN -PENSION-	5600-66-6623-000000-612300	$32,136.00	$19,873.70	$33,186.00	3.3%	
TRANOPS-VAN -UNEMP COMP	5600-66-6623-000000-612500	$208.00	$112.83	$208.00	0%	
TRANOP-CHARTER -GROUP HEALTH	5600-66-6625-000000-612101	$2,160.00	$648.89	$2,160.00	0%	
TRANOP-CHARTER -GROUP LIFE	5600-66-6625-000000-612102	$336.00	$89.85	$336.00	0%	
TRANOP-CHARTER -SOC SEC-MEDIC	5600-66-6625-000000-612200	$3,259.00	$2,210.41	$3,259.00	0%	
TRANOP-CHARTER -PENSION	5600-66-6625-000000-612300	$1,510.00	$807.48	$1,510.00	0%	
TRANMNTBUS -GROUP HEALTH	5600-66-6632-000000-612101	$54,975.00	$32,323.93	$59,352.00	8%	
TRANMNTBUS -GROUP LIFE	5600-66-6632-000000-612102	$6,032.00	$4,971.10	$7,667.00	27.1%	
TRANMNTBUS -SOC SEC-MEDIC	5600-66-6632-000000-612200	$47,748.00	$27,657.19	$45,248.00	-5.2%	
TRANMNTBUS -PENSION-	5600-66-6632-000000-612300	$26,474.00	$14,887.43	$26,474.00	0%	
TRANMNTBUS -UNEMP COMP	5600-66-6632-000000-612500	$1,849.00	$832.86	$1,849.00	0%	
TRANMNTVAN -GROUP HEALTH	5600-66-6633-000000-612101	$15,756.00	$14,211.35	$18,756.00	19%	
TRANMNTVAN -GROUP LIFE	5600-66-6633-000000-612102	$1,438.00	$2,315.27	$2,315.00	61%	
TRANMNTVAN -SOC SEC-MEDIC	5600-66-6633-000000-612200	$9,545.00	$11,415.76	$12,080.00	26.6%	
TRANMNTVAN -PENSION-	5600-66-6633-000000-612300	$5,874.00	$6,616.36	$6,924.00	17.9%	
TRANMNTVAN -UNEMP COMP	5600-66-6633-000000-612500	$1,082.00	$323.76	$1,082.00	0%	
TRANMNT-REGNL -SOC SEC-MEDIC	5600-66-6638-000000-612200	$2,991.00	$837.74	$2,991.00	0%	

Name	Account ID	FY2022 Amended Budget	FY2022 Actual	FY2023 Budgeted	FY2022 Amended Budget vs. FY2023 Budgeted (% Change)	Notes
TR-GENADMIN -SPEC SVC	5600-66-6611-000000-623100	$52,155.00	$43,202.97	$52,155.00	0%	
TR-GENADMN - SPEC SVC-AUDIT	5600-66-6611-000000-623101	$0.00	$0.00	$8,000.00	N/A	
SPECIAL SVCS - IT SERVICES	5600-66-6611-000000-623106		$0.00	$95,022.00	N/A	
TR-GENADMN -TRANSPORT CONTRAC	5600-66-6611-000000-623107	$187.00	$0.00	$0.00	-100%	
TR-ADMIN-BUS- SPEC SVC	5600-66-6612-000000-623100	$158,816.00	$145,796.88	$178,616.00	12.5%	
TR-ADMIN-VAN -SPEC SVC	5600-66-6613-000000-623100	$69,201.00	$55,724.51	$69,201.00	0%	
TR-ADMIN-PLAN -SPEC SVC	5600-66-6617-000000-623100	$100,000.00	$175,423.42	$100,000.00	0%	
WT-ELD&DISAB - TRANSPORT CONTRA	5600-66-6618-000000-623107	$176,320.00	$132,111.00	$276,320.00	56.7%	
TRANMNTBUS -SPEC SVC	5600-66-6632-000000-623100	$10,971.00	$15,204.68	$13,980.00	27.4%	
TRANMNTBUS -SPEC SVC-TEMPS	5600-66-6632-000000-623105	$6,824.00	$8,010.50	$6,824.00	0%	
TRANMNTVAN-SPEC SVC	5600-66-6633-000000-623100	$0.00	$1,068.85	$985.00	N/A	
TR-GENADMN -UTIL SVC - WATER	5600-66-6611-000000-634101	$16,899.00	$11,597.93	$17,000.00	0.6%	
TR-GENADMN -UTIL SVC-REFUSE	5600-66-6611-000000-634102	$3,190.00	$2,661.30	$3,108.00	-2.6%	
TR-GENADMN -UTIL SVC - SEWER	5600-66-6611-000000-634103	$7,916.00	$9,319.30	$13,700.00	73.1%	
TR-RENT & EASMNT-FACILTY RENT	5600-66-6611-000000-634401	$550.00	$0.00	$0.00	-100%	
TR-GENADMN -MAINT - BUILDINGS	5600-66-6611-000000-644701	$6,287.00	$9,938.78	$6,287.00	0%	
TR-GENADMN -MAINT - EQUIP	5600-66-6611-000000-644801	$596.00	$0.00	$596.00	0%	
TR-GENADMIN -MAINT - VEH PARTS	5600-66-6611-000000-644803	$55.00	$0.00	$0.00	-100%	
TR-GENADMN -MAINT - OTHER	5600-66-6611-000000-644815	$1,574.00	$0.00	$1,574.00	0%	
TRANOPSBUS-MAINT-SIGNS&MARKING	5600-66-6622-000000-644711	$550.00	$0.00	$550.00	0%	
TRANOPSBUS -MAINT - OTHER	5600-66-6622-000000-644815	$1,000.00	$0.00	$1,000.00	0%	
TRANOPS-VAN -MAINT - VEH PARTS	5600-66-6623-000000-644803	$500.00	$0.00	$376.00	-24.8%	
TRANOPS-VAN -MAINT-OUTSIDE	5600-66-6623-000000-644805	$42,198.00	$12,907.29	$12,833.00	-69.6%	
TRANMNTBUS -MAINT OF BUILDINGS	5600-66-6632-000000-644701	$2,500.00	$5,620.75	$2,500.00	0%	

Name	Account ID	FY2022 Amended Budget	FY2022 Actual	FY2023 Budgeted	FY2022 Amended Budget vs. FY2023 Budgeted (% Change)	Notes
TRANMNTBUS -MAINT - SIGNS&MARK	5600-66-6632-000000-644711	$1,510.00	$788.28	$1,510.00	0%	
TRANMNTBUS -MAINT - EQUIP	5600-66-6632-000000-644801	$5,000.00	$8,760.13	$7,850.00	57%	
TRANMNTBUS -MAINT - VEH PARTS	5600-66-6632-000000-644803	$428,242.00	$278,340.70	$260,522.00	-39.2%	
TRANMNTBUS -MAINT-VEH-OUTSIDE	5600-66-6632-000000-644805	$19,987.00	$15,467.89	$29,218.00	46.2%	
TRANMNTBUS -MAINT - OTHER	5600-66-6632-000000-644815	$8,755.00	$0.00	$8,755.00	0%	
TRANMNTVAN -MAINT - VEH PARTS	5600-66-6633-000000-644803	$161,927.00	$64,455.64	$85,811.00	-47%	
TRANMNT-OTHER -MAINT BUILDING	5600-66-6634-000000-644701	$21,934.00	$0.00	$21,934.00	0%	
TRANMNT-REGIONAL -VEH PARTS	5600-66-6638-000000-644803	$59,012.00	$24,653.62	$54,110.00	-8.3%	
TRANMNT-REGNL -MAINT-VEH-OUTSI	5600-66-6638-000000-644805	$16,231.00	$8,603.99	$8,091.00	-50.2%	
TR-GENADMN -INSUR - PROPERTY	5600-66-6611-000000-655100	-$18,000.00	$0.00	$22,350.00	-224.2%	
TR-GENADMN -INSUR - GEN LIAB	5600-66-6611-000000-655300	$10,420.00	$7,412.20	$10,420.00	0%	
TR-GENADMN - COMMUNICATIONS	5600-66-6611-000000-655600	$6,005.00	$5,227.73	$6,185.00	3%	
TR-GENADMN -CELL PHONES	5600-66-6611-000000-655602	$24,160.00	$10,798.61	$19,960.00	-17.4%	
TR-GENADMN - ADVERTISING	5600-66-6611-000000-655700	$340.00	$0.00	$605.00	77.9%	
TR-GENADMN -ADVERT-PROMO	5600-66-6611-000000-655701	$9,861.00	$55.18	$8,853.00	-10.2%	
TR-GENADMN - TRAVEL&TRAIN	5600-66-6611-000000-655800	$20,061.00	$21,730.29	$21,915.00	9.2%	
TR-GENADMN -DUES AND MEMB	5600-66-6611-000000-655850	$19,795.00	$19,278.24	$19,795.00	0%	
TR-GENADMN -OTH PURCHSVC-EQUIP	5600-66-6611-000000-655901	$6,855.00	$4,649.44	$6,855.00	0%	
TR-GENADMIN-OTH PUR SVCS-CPTR	5600-66-6611-000000-655908	$2,860.00	$0.00	$2,860.00	0%	
TR-ADMIN-BUS-ADVERTISING	5600-66-6612-000000-655700	$5,077.00	-$10,427.02	$5,077.00	0%	
TR-ADMINBUS-OTH PUR SVCS-CPTR	5600-66-6612-000000-655908	$2,551.00	$0.00	$1,996.00	-21.8%	
TR-ADMIN-VAN - ADVERTISING	5600-66-6613-000000-655700	$416.00	$0.00	$416.00	0%	
TR-ADMINVAN-OTH PUR SVCS-CPTR	5600-66-6613-000000-655908	$2,551.00	$0.00	$1,996.00	-21.8%	
TRANOPSBUS -INSUR - AUTO LIAB	5600-66-6622-000000-655200	$468,091.00	$387,129.63	$468,091.00	0%	

Name	Account ID	FY2022 Amended Budget	FY2022 Actual	FY2023 Budgeted	FY2022 Amended Budget vs. FY2023 Budgeted (% Change)	Notes
TRANOPSBUS - TRAVEL&TRAIN	5600-66-6622-000000-655800	$7,250.00	$10,160.76	$12,450.00	71.7%	
TRANOPS-VAN - TRAVEL&TRAIN	5600-66-6623-000000-655800	$500.00	$891.16	$5,000.00	900%	
TRANMNTBUS - ADVERTISING	5600-66-6632-000000-655700	$208.00	$0.00	$208.00	0%	
TRANMNTBUS - TRAVEL&TRAIN	5600-66-6632-000000-655800	$4,855.00	$4,000.00	$855.00	-82.4%	
TRANMNTBUS -OTH PURCHSVC-EQUIP	5600-66-6632-000000-655901	$6,750.00	$5,368.63	$7,100.00	5.2%	
TRANMNTBUS -OTH PURCHSVC-OTHR	5600-66-6632-000000-655909	$870.00	$610.76	$1,920.00	120.7%	
TRANMNTVAN -OTH PURCHSVC-OTHR	5600-66-6633-000000-655909	$90.00	$0.00	$90.00	0%	
TR-GENADMN -SUPPL - OFFICE	5600-66-6611-000000-666101	$17,926.00	$12,867.63	$20,084.00	12%	
TR-GENADMN -SUPPL-MINOR TOOLS	5600-66-6611-000000-666102	$198.00	$307.67	$873.00	340.9%	
TR-GENADMN -SUPPL - NON-EXPEND	5600-66-6611-000000-666103	$5,091.00	$2,933.60	$5,425.00	6.6%	
TR-GENADMN -SUPPL - SOFTWARE	5600-66-6611-000000-666104	$60,321.00	$13,449.65	$34,321.00	-43.1%	
TR-GENADMN -SUPPL-WEAR-APPARL	5600-66-6611-000000-666105	$540.00	$540.00	$665.00	23.1%	
TR-GENADMN -SUPPL-CHEMIC&MEDIC	5600-66-6611-000000-666106	$905.00	$825.49	$155.00	-82.9%	
TR-GENADMN -SUPPL-JANITOR/MECH	5600-66-6611-000000-666107	$598.00	$266.02	$665.00	11.2%	
TR-GENADMN -SUPPL - OTHER	5600-66-6611-000000-666110	$4,065.00	$2,568.18	$4,065.00	0%	
TR-GENADMN -ENERGY-HEAT&FUEL	5600-66-6611-000000-666201	$10,768.00	$9,929.85	$10,362.00	-3.8%	
TR-GENADMN -ENERGY - ELECTRIC	5600-66-6611-000000-666202	$61,689.00	$47,035.96	$56,589.00	-8.3%	
TR-GENADMN - LUBRICANTS	5600-66-6611-000000-666303	$1,300.00	$1,608.23	$2,466.00	89.7%	
TR-ADMIN-BUS -SUPPL-OFFICE	5600-66-6612-000000-666101	$285.00	$0.00	$285.00	0%	
TR-ADMIN-BUS- SUPL-WEAR-APPARL	5600-66-6612-000000-666105	$469.00	$0.00	$469.00	0%	
WT-ELD&DISAB-SUP NONEXPENDABLE	5600-66-6618-000000-666103	$515.00	$0.00	$515.00	0%	
TRANOPSBUS -SUPPL - NON-EXPEND	5600-66-6622-000000-666103	$28,000.00	$1,185.16	$48,000.00	71.4%	
TRANOPSBUS -SUPPL - SOFTWARE	5600-66-6622-000000-666104	$49,883.00	$4,355.00	$83,575.00	67.5%	
TRANOPSBUS -SUPPL-WEAR-APPARL	5600-66-6622-000000-666105	$15,662.00	$13,768.46	$15,662.00	0%	

Name	Account ID	FY2022 Amended Budget	FY2022 Actual	FY2023 Budgeted	FY2022 Amended Budget vs. FY2023 Budgeted (% Change)	Notes
TRANOPSBUS -SUPPL - OTHER	5600-66-6622-000000-666110	$2,138.00	$2,122.95	$2,138.00	0%	
TRANOPSBUS -FUEL&LUB-DIESEL	5600-66-6622-000000-666302	$808,927.00	$391,973.67	$144,751.00	-82.1%	
TRANOPSBUS -FUEL&LUBR - LUBRS	5600-66-6622-000000-666303	$11,214.00	$8,764.31	$11,079.00	-1.2%	
TRANOPSBUS -FLT SVC ALLOC.	5600-66-6622-000000-666825	$3.00	$0.00	$0.00	-100%	
TRANOPS -SUPP- OTHER	5600-66-6623-000000-666110	$3,375.00	$4,688.24	$4,036.00	19.6%	
TRANOPS-VAN - FUEL&LUBR -UNLEAD	5600-66-6623-000000-666301	$30,979.00	$38,715.39	$49,827.00	60.8%	
TRANOPS-VAN - FUEL&LUB-DIESel	5600-66-6623-000000-666302	$176,755.00	$128,696.81	$45,132.00	-74.5%	
TRANOPS-VAN - FUEL&LUBR-LUBRIC	5600-66-6623-000000-666303	$4,987.00	$3,073.16	$3,935.00	-21.1%	
TRANOPS-VAN - UNLEADED OUTSIDE	5600-66-6623-000000-666310	$10,049.00	$936.57	$1,306.00	-87%	
TRANOPS-VAN -FLT SVC ALLOC.	5600-66-6623-000000-666825	$3,230.00	$0.00	$0.00	-100%	
TRANMNTBUS -SUPPL - OFFICE	5600-66-6632-000000-666101	$2,690.00	$44.57	$2,690.00	0%	
TRANMNTBUS -SUPPL-MINOR TOOLS	5600-66-6632-000000-666102	$21,858.00	$10,876.20	$23,563.00	7.8%	
TRANMNTBUS -SUPPL - NON-EXPEND	5600-66-6632-000000-666103	$8,712.00	$5,603.86	$8,712.00	0%	
TRANMNTBUS -SUPPL-WEAR-APPARL	5600-66-6632-000000-666105	$9,853.00	$7,176.09	$9,853.00	0%	
TRANMNTBUS -SUPPL-CHEMIC&MEDIC	5600-66-6632-000000-666106	$6,615.00	$8,661.30	$8,650.00	30.8%	
TRANMNTBUS -SUPPL-JANITOR/MECH	5600-66-6632-000000-666107	$14,934.00	$14,331.02	$18,689.00	25.1%	
TRANMNTBUS -SUPPL - OTHER	5600-66-6632-000000-666110	$1,980.00	$1,431.38	$1,980.00	0%	
TRANMNTBUS -ENER-PROP/BUT/ACET	5600-66-6632-000000-666205	$378.00	$205.02	$233.00	-38.4%	
TRANMNTBUS - LUBRICANTS	5600-66-6632-000000-666303	$625.00	$2,366.91	$3,629.00	480.6%	
TRANMNTVAN -SUPPL - NON-EXPEND	5600-66-6633-000000-666103	$1,500.00	$0.00	$1,500.00	0%	
TRANMNTVAN -SUPPL-CHEMIC&MEDIC	5600-66-6633-000000-666106	$1,050.00	$835.46	$300.00	-71.4%	
TRANMNT-REGIONAL - LUBRICANTS	5600-66-6638-000000-666303	$2,979.00	$2,160.56	$2,521.00	-15.4%	
TR-GENADMN -OTH EXPS-INDIRECT	5600-66-6611-000000-678304	$553,759.00	$461,465.80	$386,405.00	-30.2%	
TR-GENADMN -OTH EXP-BANK CHG	5600-66-6611-000000-678328	$3,535.00	$2,343.88	$3,535.00	0%	

Name	Account ID	FY2022 Amended Budget	FY2022 Actual	FY2023 Budgeted	FY2022 Amended Budget vs. FY2023 Budgeted (% Change)	Notes
IMPROVEMENTS-PARKING LOTS	5600-66-6662-000000-757317	$675,000.00	$0.00	$0.00	-100%	
TRAN-FTACAP MACHI&EQUIP-MACH	5600-66-6662-000000-757402	$0.00	$0.00	$1,024,000.00	N/A	
TRAN-FTACAP-BUS-VEHICLES	5600-66-6662-000000-757404	$538,424.00	$0.00	$0.00	-100%	
Total WACO TRANSIT SYSTEM:		**$9,466,484.00**	**$5,824,133.98**	**$8,544,779.00**	**-9.7%**	

Expenditures by Expense Type

Budgeted Expenditures by Expense Type

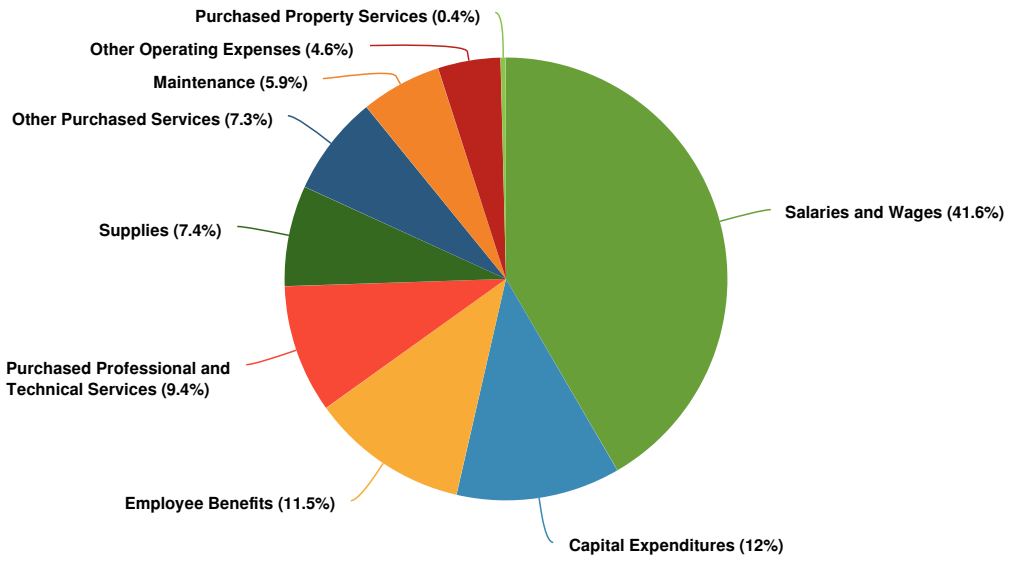

Budgeted and Historical Expenditures by Expense Type

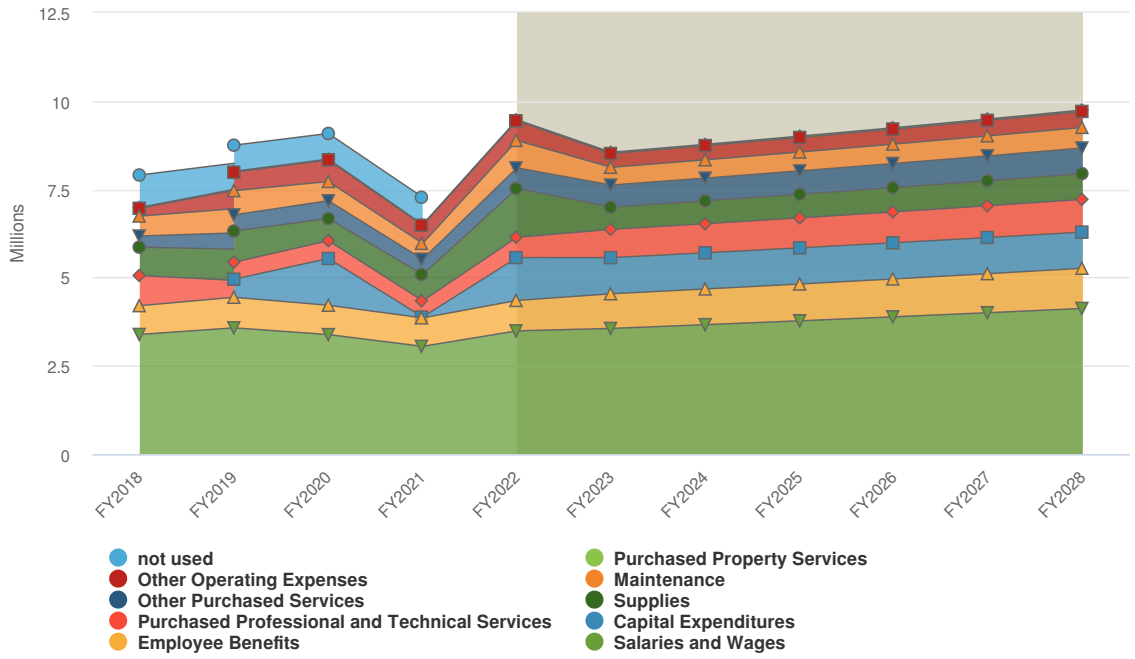

Grey background indicates budgeted figures.

Name	Account ID	FY2022 Amended Budget	FY2022 Actual	FY2023 Budgeted	FY2022 Amended Budget vs. FY2023 Budgeted (% Change)	Notes
Expense Objects						
Salaries and Wages						
TR-GENADMN -CLER&PROF -REG	5600-66-6611-000000-601201	$139,823.00	$105,081.80	$128,986.00	-7.8%	
TR-GENADMN -CLER&PROF -OT	5600-66-6611-000000-601202	$208.00	$0.00	$208.00	0%	
TR-GENADMN -AUTO ALLOW -PROF	5600-66-6611-000000-601701	$4,800.00	$3,803.17	$5,001.00	4.2%	
TR-ADMIN-PLAN -CLER&PROF-REG	5600-66-6617-000000-601201	$126,204.00	$93,370.42	$126,204.00	0%	
WT-ELD&DISAB -CLER&PROF-REG	5600-66-6618-000000-601201	$13,461.00	$3,092.78	$13,865.00	3%	
WT-ELD&DISAB -LABOR OPER-REG	5600-66-6618-000000-601301	$19,707.00	$26,513.33	$30,281.00	53.7%	
TRANOPSBUS -SUPERV-REG	5600-66-6622-000000-601101	$100,069.00	$50,886.46	$110,169.00	10.1%	
TRANOPSBUS -LABOR OPER -REG	5600-66-6622-000000-601301	$1,256,569.00	$800,474.93	$1,256,569.00	0%	

Name	Account ID	FY2022 Amended Budget	FY2022 Actual	FY2023 Budgeted	FY2022 Amended Budget vs. FY2023 Budgeted (% Change)	Notes
TRANOPSBUS -LABOR OPER - OT	5600-66-6622-000000-601302	$90,024.00	$94,597.36	$90,024.00	0%	
TRANOPSBUS -PART TIME - REG	5600-66-6622-000000-601501	$300,120.00	$192,143.18	$300,120.00	0%	
TRANOPSBUS -PART TIME - OT	5600-66-6622-000000-601502	$28,297.00	$31,063.71	$22,297.00	-21.2%	
TRANOPS-VAN -SUPERV-REG	5600-66-6623-000000-601101	$54,752.00	$64,386.56	$78,941.00	44.2%	
TRANOPS-VAN -LABOR OPER-REG	5600-66-6623-000000-601301	$108,293.00	$133,256.25	$172,511.00	59.3%	
TRANOPS-VAN -LABOR OPER - OT	5600-66-6623-000000-601302	$27,365.00	$14,919.96	$18,322.00	-33%	
TRANOPS-VAN -PART TIME - REG	5600-66-6623-000000-601501	$409,468.00	$176,699.66	$402,461.00	-1.7%	
TRANOPS-VAN -PART TIME - OT	5600-66-6623-000000-601502	$27,604.00	$52,171.85	$34,253.00	24.1%	
TRANOP-CHARTER -LABOR OP-REG	5600-66-6625-000000-601301	$19,003.00	$10,654.00	$21,098.00	11%	
TRANOP-CHARTER -LABOR OP-OT	5600-66-6625-000000-601302	$4,355.00	$3,124.49	$4,050.00	-7%	
TRANOP-CHARTER -PT -REG	5600-66-6625-000000-601501	$17,980.00	$12,987.13	$15,895.00	-11.6%	
TRANOP-CHARTER -PT -OT	5600-66-6625-000000-601502	$1,268.00	$2,274.16	$1,268.00	0%	
TRANMNTBUS -SUPERV-REG	5600-66-6632-000000-601101	$52,397.00	$43,154.34	$54,985.00	4.9%	
TRANMNTBUS -LABOR MAINT - REG	5600-66-6632-000000-601401	$462,635.00	$313,622.85	$462,635.00	0%	
TRANMNTBUS -LABOR MAINT - OT	5600-66-6632-000000-601402	$19,903.00	$13,139.56	$13,549.00	-31.9%	
TRANMNTBUS -PART TIME - REG	5600-66-6632-000000-601501	$36,714.00	$14,651.77	$28,714.00	-21.8%	
TRANMNTBUS -PART TIME - OT	5600-66-6632-000000-601502	$3,131.00	$0.00	$1,755.00	-43.9%	
TRANMNTBUS -UNEMP COMP	5600-66-6632-000000-602500	$304.00	$0.00	$0.00	-100%	
TRANMNTVAN -SUPERV-REG	5600-66-6633-000000-601101	$15,748.00	$15,376.74	$18,987.00	20.6%	
TRANMNTVAN -LABOR MAINT - REG	5600-66-6633-000000-601401	$83,560.00	$102,909.86	$69,628.00	-16.7%	
TRANMNTVAN -LABOR MAINT - OT	5600-66-6633-000000-601402	$6,319.00	$5,011.58	$3,186.00	-49.6%	
TRANMNTVAN -PART TIME - REG	5600-66-6633-000000-601501	$18,971.00	$12,038.45	$18,971.00	0%	
TRANMNTVAN -PART TIME - OT	5600-66-6633-000000-601502	$168.00	$0.00	$206.00	22.6%	
TRANMNT-REGNL -LABOR MAINT-REG	5600-66-6638-000000-601401	$39,057.00	$15,823.92	$51,236.00	31.2%	

Name	Account ID	FY2022 Amended Budget	FY2022 Actual	FY2023 Budgeted	FY2022 Amended Budget vs. FY2023 Budgeted (% Change)	Notes
Total Salaries and Wages:		**$3,488,277.00**	**$2,407,230.27**	**$3,556,375.00**	**2%**	
Employee Benefits						
TR-GENADMN -GROUP HEALTH	5600-66-6611-000000-612101	$28,317.00	$17,541.63	$38,317.00	35.3%	
TR-GENADMN -GROUP LIFE	5600-66-6611-000000-612102	$2,403.00	$1,880.58	$2,478.00	3.1%	
TR-GENADMN -SOC SEC-MEDIC	5600-66-6611-000000-612200	$13,211.00	$8,096.04	$13,211.00	0%	
TR-GENADMN -PENSION-	5600-66-6611-000000-612300	$8,641.00	$4,151.04	$8,641.00	0%	
TR-GENADMN -ENEMP COMP	5600-66-6611-000000-612500	$750.00	$540.48	$750.00	0%	
TR-ADMIN-PLAN -GROUP HEALTH	5600-66-6617-000000-612101	$12,794.00	$12,211.20	$13,179.00	3%	
TR-ADMIN-PLAN -GROUP LIFE	5600-66-6617-000000-612102	$1,108.00	$1,414.44	$2,369.00	113.8%	
TR-ADMIN-PLAN -SOC SEC-MEDIC	5600-66-6617-000000-612200	$10,875.00	$7,037.95	$10,875.00	0%	
TR-ADMIN-PLAN -PENSION	5600-66-6617-000000-612300	$5,048.00	$3,377.05	$5,304.00	5.1%	
TR-ADMIN-PLAN -UNEMP COMP	5600-66-6617-000000-612500	$294.00	$78.91	$294.00	0%	
WT-ELD&DISAB -GROUP HEALTH	5600-66-6618-000000-612101	$4,080.00	$3,568.48	$4,991.00	22.3%	
WT-ELD&DISAB -GROUP LIFE	5600-66-6618-000000-612102	$132.00	$75.67	$146.00	10.6%	
WT-ELD&DISAB -SOC SEC-MEDIC	5600-66-6618-000000-612200	$2,537.00	$2,210.71	$3,427.00	35.1%	
WT-ELD&DISAB -PENSION-	5600-66-6618-000000-612300	$800.00	$924.38	$1,890.00	136.3%	
TRANOPSBUS -GROUP HEALTH	5600-66-6622-000000-612101	$146,832.00	$86,498.30	$166,832.00	13.6%	
TRANOPSBUS -GROUP LIFE	5600-66-6622-000000-612102	$20,100.00	$13,076.09	$21,306.00	6%	
TRANOPSBUS -SOC SEC-MEDIC	5600-66-6622-000000-612200	$136,267.00	$87,536.54	$136,267.00	0%	
TRANOPSBUS -PENSION-	5600-66-6622-000000-612300	$65,685.00	$42,584.09	$65,685.00	0%	
TRANOPSBUS -UNEMP COMP	5600-66-6622-000000-612500	$6,216.00	$3,909.99	$6,216.00	0%	
TRANOPSBUS -WORK COMP	5600-66-6622-000000-612600	$80,562.00	$207,978.79	$145,807.00	81%	
TRANOPS-VAN -GROUP HEALTH	5600-66-6623-000000-612101	$47,146.00	$29,761.54	$48,561.00	3%	
TRANOPS-VAN -GROUP LIFE	5600-66-6623-000000-612102	$4,052.00	$3,888.24	$5,597.00	38.1%	

Name	Account ID	FY2022 Amended Budget	FY2022 Actual	FY2023 Budgeted	FY2022 Amended Budget vs. FY2023 Budgeted (% Change)	Notes
TRANOPS-VAN -SOC SEC-MEDIC	5600-66-6623-000000-612200	$50,767.00	$33,767.59	$54,799.00	7.9%	
TRANOPS-VAN -PENSION-	5600-66-6623-000000-612300	$32,136.00	$19,873.70	$33,186.00	3.3%	
TRANOPS-VAN -UNEMP COMP	5600-66-6623-000000-612500	$208.00	$112.83	$208.00	0%	
TRANOP-CHARTER -GROUP HEALTH	5600-66-6625-000000-612101	$2,160.00	$648.89	$2,160.00	0%	
TRANOP-CHARTER -GROUP LIFE	5600-66-6625-000000-612102	$336.00	$89.85	$336.00	0%	
TRANOP-CHARTER -SOC SEC-MEDIC	5600-66-6625-000000-612200	$3,259.00	$2,210.41	$3,259.00	0%	
TRANOP-CHARTER -PENSION	5600-66-6625-000000-612300	$1,510.00	$807.48	$1,510.00	0%	
TRANMNTBUS -GROUP HEALTH	5600-66-6632-000000-612101	$54,975.00	$32,323.93	$59,352.00	8%	
TRANMNTBUS -GROUP LIFE	5600-66-6632-000000-612102	$6,032.00	$4,971.10	$7,667.00	27.1%	
TRANMNTBUS -SOC SEC-MEDIC	5600-66-6632-000000-612200	$47,748.00	$27,657.19	$45,248.00	-5.2%	
TRANMNTBUS -PENSION-	5600-66-6632-000000-612300	$26,474.00	$14,887.43	$26,474.00	0%	
TRANMNTBUS -UNEMP COMP	5600-66-6632-000000-612500	$1,849.00	$832.86	$1,849.00	0%	
TRANMNTVAN -GROUP HEALTH	5600-66-6633-000000-612101	$15,756.00	$14,211.35	$18,756.00	19%	
TRANMNTVAN -GROUP LIFE	5600-66-6633-000000-612102	$1,438.00	$2,315.27	$2,315.00	61%	
TRANMNTVAN -SOC SEC-MEDIC	5600-66-6633-000000-612200	$9,545.00	$11,415.76	$12,080.00	26.6%	
TRANMNTVAN -PENSION-	5600-66-6633-000000-612300	$5,874.00	$6,616.36	$6,924.00	17.9%	
TRANMNTVAN -UNEMP COMP	5600-66-6633-000000-612500	$1,082.00	$323.76	$1,082.00	0%	
TRANMNT-REGNL -SOC SEC-MEDIC	5600-66-6638-000000-612200	$2,991.00	$837.74	$2,991.00	0%	
Total Employee Benefits:		**$861,990.00**	**$712,245.64**	**$982,339.00**	**14%**	
Purchased Professional and Technical Services						
TR-GENADMIN -SPEC SVC	5600-66-6611-000000-623100	$52,155.00	$43,202.97	$52,155.00	0%	
TR-GENADMN - SPEC SVC-AUDIT	5600-66-6611-000000-623101	$0.00	$0.00	$8,000.00	N/A	
SPECIAL SVCS - IT SERVICES	5600-66-6611-000000-623106		$0.00	$95,022.00	N/A	

Name	Account ID	FY2022 Amended Budget	FY2022 Actual	FY2023 Budgeted	FY2022 Amended Budget vs. FY2023 Budgeted (% Change)	Notes
TR-GENADMN -TRANSPORT CONTRAC	5600-66-6611-000000-623107	$187.00	$0.00	$0.00	-100%	
TR-ADMIN-BUS- SPEC SVC	5600-66-6612-000000-623100	$158,816.00	$145,796.88	$178,616.00	12.5%	
TR-ADMIN-VAN -SPEC SVC	5600-66-6613-000000-623100	$69,201.00	$55,724.51	$69,201.00	0%	
TR-ADMIN-PLAN -SPEC SVC	5600-66-6617-000000-623100	$100,000.00	$175,423.42	$100,000.00	0%	
WT-ELD&DISAB -TRANSPORT CONTRA	5600-66-6618-000000-623107	$176,320.00	$132,111.00	$276,320.00	56.7%	
TRANMNTBUS -SPEC SVC	5600-66-6632-000000-623100	$10,971.00	$15,204.68	$13,980.00	27.4%	
TRANMNTBUS -SPEC SVC-TEMPS	5600-66-6632-000000-623105	$6,824.00	$8,010.50	$6,824.00	0%	
TRANMNTVAN-SPEC SVC	5600-66-6633-000000-623100	$0.00	$1,068.85	$985.00	N/A	
Total Purchased Professional and Technical Services:		**$574,474.00**	**$576,542.81**	**$801,103.00**	**39.4%**	
Purchased Property Services						
TR-GENADMN -UTIL SVC -WATER	5600-66-6611-000000-634101	$16,899.00	$11,597.93	$17,000.00	0.6%	
TR-GENADMN -UTIL SVC-REFUSE	5600-66-6611-000000-634102	$3,190.00	$2,661.30	$3,108.00	-2.6%	
TR-GENADMN -UTIL SVC -SEWER	5600-66-6611-000000-634103	$7,916.00	$9,319.30	$13,700.00	73.1%	
TR-RENT & EASMNT- FACILTY RENT	5600-66-6611-000000-634401	$550.00	$0.00	$0.00	-100%	
Total Purchased Property Services:		**$28,555.00**	**$23,578.53**	**$33,808.00**	**18.4%**	
Maintenance						
TR-GENADMN -MAINT -BUILDINGS	5600-66-6611-000000-644701	$6,287.00	$9,938.78	$6,287.00	0%	
TR-GENADMN -MAINT - EQUIP	5600-66-6611-000000-644801	$596.00	$0.00	$596.00	0%	
TR-GENADMIN -MAINT -VEH PARTS	5600-66-6611-000000-644803	$55.00	$0.00	$0.00	-100%	
TR-GENADMN -MAINT - OTHER	5600-66-6611-000000-644815	$1,574.00	$0.00	$1,574.00	0%	
TRANOPSBUS-MAINT-SIGNS&MARKING	5600-66-6622-000000-644711	$550.00	$0.00	$550.00	0%	
TRANOPSBUS -MAINT - OTHER	5600-66-6622-000000-644815	$1,000.00	$0.00	$1,000.00	0%	
TRANOPS-VAN -MAINT - VEH PARTS	5600-66-6623-000000-644803	$500.00	$0.00	$376.00	-24.8%	

Name	Account ID	FY2022 Amended Budget	FY2022 Actual	FY2023 Budgeted	FY2022 Amended Budget vs. FY2023 Budgeted (% Change)	Notes
TRANOPS-VAN -MAINT-OUTSIDE	5600-66-6623-000000-644805	$42,198.00	$12,907.29	$12,833.00	-69.6%	
TRANMNTBUS -MAINT OF BUILDINGS	5600-66-6632-000000-644701	$2,500.00	$5,620.75	$2,500.00	0%	
TRANMNTBUS -MAINT - SIGNS&MARK	5600-66-6632-000000-644711	$1,510.00	$788.28	$1,510.00	0%	
TRANMNTBUS -MAINT - EQUIP	5600-66-6632-000000-644801	$5,000.00	$8,760.13	$7,850.00	57%	
TRANMNTBUS -MAINT - VEH PARTS	5600-66-6632-000000-644803	$428,242.00	$278,340.70	$260,522.00	-39.2%	
TRANMNTBUS -MAINT-VEH-OUTSIDE	5600-66-6632-000000-644805	$19,987.00	$15,467.89	$29,218.00	46.2%	
TRANMNTBUS -MAINT - OTHER	5600-66-6632-000000-644815	$8,755.00	$0.00	$8,755.00	0%	
TRANMNTVAN -MAINT - VEH PARTS	5600-66-6633-000000-644803	$161,927.00	$64,455.64	$85,811.00	-47%	
TRANMNT-OTHER -MAINT BUILDING	5600-66-6634-000000-644701	$21,934.00	$0.00	$21,934.00	0%	
TRANMNT-REGIONAL -VEH PARTS	5600-66-6638-000000-644803	$59,012.00	$24,653.62	$54,110.00	-8.3%	
TRANMNT-REGNL -MAINT-VEH-OUTSI	5600-66-6638-000000-644805	$16,231.00	$8,603.99	$8,091.00	-50.2%	
Total Maintenance:		**$777,858.00**	**$429,537.07**	**$503,517.00**	**-35.3%**	
Other Purchased Services						
TR-GENADMN -INSUR - PROPERTY	5600-66-6611-000000-655100	-$18,000.00	$0.00	$22,350.00	-224.2%	
TR-GENADMN -INSUR - GEN LIAB	5600-66-6611-000000-655300	$10,420.00	$7,412.20	$10,420.00	0%	
TR-GENADMN - COMMUNICATIONS	5600-66-6611-000000-655600	$6,005.00	$5,227.73	$6,185.00	3%	
TR-GENADMN -CELL PHONES	5600-66-6611-000000-655602	$24,160.00	$10,798.61	$19,960.00	-17.4%	
TR-GENADMN -ADVERTISING	5600-66-6611-000000-655700	$340.00	$0.00	$605.00	77.9%	
TR-GENADMN -ADVERT-PROMO	5600-66-6611-000000-655701	$9,861.00	$55.18	$8,853.00	-10.2%	
TR-GENADMN -TRAVEL&TRAIN	5600-66-6611-000000-655800	$20,061.00	$21,730.29	$21,915.00	9.2%	
TR-GENADMN -DUES AND MEMB	5600-66-6611-000000-655850	$19,795.00	$19,278.24	$19,795.00	0%	
TR-GENADMN -OTH PURCHSVC-EQUIP	5600-66-6611-000000-655901	$6,855.00	$4,649.44	$6,855.00	0%	
TR-GENADMIN-OTH PUR SVCS-CPTR	5600-66-6611-000000-655908	$2,860.00	$0.00	$2,860.00	0%	
TR-ADMIN-BUS- ADVERTISING	5600-66-6612-000000-655700	$5,077.00	-$10,427.02	$5,077.00	0%	

Name	Account ID	FY2022 Amended Budget	FY2022 Actual	FY2023 Budgeted	FY2022 Amended Budget vs. FY2023 Budgeted (% Change)	Notes
TR-ADMINBUS-OTH PUR SVCS-CPTR	5600-66-6612-000000-655908	$2,551.00	$0.00	$1,996.00	-21.8%	
TR-ADMIN-VAN -ADVERTISING	5600-66-6613-000000-655700	$416.00	$0.00	$416.00	0%	
TR-ADMINVAN-OTH PUR SVCS-CPTR	5600-66-6613-000000-655908	$2,551.00	$0.00	$1,996.00	-21.8%	
TRANOPSBUS -INSUR - AUTO LIAB	5600-66-6622-000000-655200	$468,091.00	$387,129.63	$468,091.00	0%	
TRANOPSBUS -TRAVEL&TRAIN	5600-66-6622-000000-655800	$7,250.00	$10,160.76	$12,450.00	71.7%	
TRANOPS-VAN -TRAVEL&TRAIN	5600-66-6623-000000-655800	$500.00	$891.16	$5,000.00	900%	
TRANMNTBUS -ADVERTISING	5600-66-6632-000000-655700	$208.00	$0.00	$208.00	0%	
TRANMNTBUS -TRAVEL&TRAIN	5600-66-6632-000000-655800	$4,855.00	$4,000.00	$855.00	-82.4%	
TRANMNTBUS -OTH PURCHSVC-EQUIP	5600-66-6632-000000-655901	$6,750.00	$5,368.63	$7,100.00	5.2%	
TRANMNTBUS -OTH PURCHSVC-OTHR	5600-66-6632-000000-655909	$870.00	$610.76	$1,920.00	120.7%	
TRANMNTVAN -OTH PURCHSVC-OTHR	5600-66-6633-000000-655909	$90.00	$0.00	$90.00	0%	
Total Other Purchased Services:		**$581,566.00**	**$466,885.61**	**$624,997.00**	**7.5%**	
Supplies						
TR-GENADMN -SUPPL - OFFICE	5600-66-6611-000000-666101	$17,926.00	$12,867.63	$20,084.00	12%	
TR-GENADMN -SUPPL-MINOR TOOLS	5600-66-6611-000000-666102	$198.00	$307.67	$873.00	340.9%	
TR-GENADMN -SUPPL - NON-EXPEND	5600-66-6611-000000-666103	$5,091.00	$2,933.60	$5,425.00	6.6%	
TR-GENADMN -SUPPL - SOFTWARE	5600-66-6611-000000-666104	$60,321.00	$13,449.65	$34,321.00	-43.1%	
TR-GENADMN -SUPPL-WEAR-APPARL	5600-66-6611-000000-666105	$540.00	$540.00	$665.00	23.1%	
TR-GENADMN -SUPPL-CHEMIC&MEDIC	5600-66-6611-000000-666106	$905.00	$825.49	$155.00	-82.9%	
TR-GENADMN -SUPPL-JANITOR/MECH	5600-66-6611-000000-666107	$598.00	$266.02	$665.00	11.2%	
TR-GENADMN -SUPPL - OTHER	5600-66-6611-000000-666110	$4,065.00	$2,568.18	$4,065.00	0%	
TR-GENADMN -ENERGY-HEAT&FUEL	5600-66-6611-000000-666201	$10,768.00	$9,929.85	$10,362.00	-3.8%	
TR-GENADMN -ENERGY - ELECTRIC	5600-66-6611-000000-666202	$61,689.00	$47,035.96	$56,589.00	-8.3%	
TR-GENADMN - LUBRICANTS	5600-66-6611-000000-666303	$1,300.00	$1,608.23	$2,466.00	89.7%	

Name	Account ID	FY2022 Amended Budget	FY2022 Actual	FY2023 Budgeted	FY2022 Amended Budget vs. FY2023 Budgeted (% Change)	Notes
TR-ADMIN-BUS -SUPPL-OFFICE	5600-66-6612-000000-666101	$285.00	$0.00	$285.00	0%	
TR-ADMIN-BUS- SUPL-WEAR-APPARL	5600-66-6612-000000-666105	$469.00	$0.00	$469.00	0%	
WT-ELD&DISAB-SUP NONEXPENDABLE	5600-66-6618-000000-666103	$515.00	$0.00	$515.00	0%	
TRANOPSBUS -SUPPL - NON-EXPEND	5600-66-6622-000000-666103	$28,000.00	$1,185.16	$48,000.00	71.4%	
TRANOPSBUS -SUPPL - SOFTWARE	5600-66-6622-000000-666104	$49,883.00	$4,355.00	$83,575.00	67.5%	
TRANOPSBUS -SUPPL-WEAR-APPARL	5600-66-6622-000000-666105	$15,662.00	$13,768.46	$15,662.00	0%	
TRANOPSBUS -SUPPL - OTHER	5600-66-6622-000000-666110	$2,138.00	$2,122.95	$2,138.00	0%	
TRANOPSBUS -FUEL&LUB-DIESEL	5600-66-6622-000000-666302	$808,927.00	$391,973.67	$144,751.00	-82.1%	
TRANOPSBUS -FUEL&LUBR - LUBRS	5600-66-6622-000000-666303	$11,214.00	$8,764.31	$11,079.00	-1.2%	
TRANOPSBUS -FLT SVC ALLOC.	5600-66-6622-000000-666825	$3.00	$0.00	$0.00	-100%	
TRANOPS -SUPP- OTHER	5600-66-6623-000000-666110	$3,375.00	$4,688.24	$4,036.00	19.6%	
TRANOPS-VAN -FUEL&LUBR - UNLEAD	5600-66-6623-000000-666301	$30,979.00	$38,715.39	$49,827.00	60.8%	
TRANOPS-VAN -FUEL&LUB-DIESel	5600-66-6623-000000-666302	$176,755.00	$128,696.81	$45,132.00	-74.5%	
TRANOPS-VAN -FUEL&LUBR-LUBRIC	5600-66-6623-000000-666303	$4,987.00	$3,073.16	$3,935.00	-21.1%	
TRANOPS-VAN -UNLEADED OUTSIDE	5600-66-6623-000000-666310	$10,049.00	$936.57	$1,306.00	-87%	
TRANOPS-VAN -FLT SVC ALLOC.	5600-66-6623-000000-666825	$3,230.00	$0.00	$0.00	-100%	
TRANMNTBUS -SUPPL - OFFICE	5600-66-6632-000000-666101	$2,690.00	$44.57	$2,690.00	0%	
TRANMNTBUS -SUPPL-MINOR TOOLS	5600-66-6632-000000-666102	$21,858.00	$10,876.20	$23,563.00	7.8%	
TRANMNTBUS -SUPPL - NON-EXPEND	5600-66-6632-000000-666103	$8,712.00	$5,603.86	$8,712.00	0%	
TRANMNTBUS -SUPPL-WEAR-APPARL	5600-66-6632-000000-666105	$9,853.00	$7,176.09	$9,853.00	0%	
TRANMNTBUS -SUPPL-CHEMIC&MEDIC	5600-66-6632-000000-666106	$6,615.00	$8,661.30	$8,650.00	30.8%	
TRANMNTBUS -SUPPL-JANITOR/MECH	5600-66-6632-000000-666107	$14,934.00	$14,331.02	$18,689.00	25.1%	
TRANMNTBUS -SUPPL - OTHER	5600-66-6632-000000-666110	$1,980.00	$1,431.38	$1,980.00	0%	
TRANMNTBUS -ENER-PROP/BUT/ACET	5600-66-6632-000000-666205	$378.00	$205.02	$233.00	-38.4%	

Name	Account ID	FY2022 Amended Budget	FY2022 Actual	FY2023 Budgeted	FY2022 Amended Budget vs. FY2023 Budgeted (% Change)	Notes
TRANMNTBUS - LUBRICANTS	5600-66-6632-000000-666303	$625.00	$2,366.91	$3,629.00	480.6%	
TRANMNTVAN -SUPPL - NON-EXPEND	5600-66-6633-000000-666103	$1,500.00	$0.00	$1,500.00	0%	
TRANMNTVAN -SUPPL-CHEMIC&MEDIC	5600-66-6633-000000-666106	$1,050.00	$835.46	$300.00	-71.4%	
TRANMNT-REGIONAL -LUBRICANTS	5600-66-6638-000000-666303	$2,979.00	$2,160.56	$2,521.00	-15.4%	
Total Supplies:		**$1,383,046.00**	**$744,304.37**	**$628,700.00**	**-54.5%**	
Other Operating Expenses						
TR-GENADMN -OTH EXPS-INDIRECT	5600-66-6611-000000-678304	$553,759.00	$461,465.80	$386,405.00	-30.2%	
TR-GENADMN -OTH EXP-BANK CHG	5600-66-6611-000000-678328	$3,535.00	$2,343.88	$3,535.00	0%	
Total Other Operating Expenses:		**$557,294.00**	**$463,809.68**	**$389,940.00**	**-30%**	
Capital Expenditures						
IMPROVEMENTS-PARKING LOTS	5600-66-6662-000000-757317	$675,000.00	$0.00	$0.00	-100%	
TRAN-FTACAP MACHI&EQUIP-MACH	5600-66-6662-000000-757402	$0.00	$0.00	$1,024,000.00	N/A	
TRAN-FTACAP-BUS-VEHICLES	5600-66-6662-000000-757404	$538,424.00	$0.00	$0.00	-100%	
Total Capital Expenditures:		**$1,213,424.00**	**$0.00**	**$1,024,000.00**	**-15.6%**	
Total Expense Objects:		**$9,466,484.00**	**$5,824,133.98**	**$8,544,779.00**	**-9.7%**	

Rural Transit

Mission
To serve Waco and surrounding communities within McLennan County with safe, reliable, and innovative public transportation solutions.

Departmental Overview
McLennan County Rural Transit District is responsible for providing rural public transportation demand response and commuter route services within the county.

Divisions and FTEs
There are no FTEs of the City for Rural Transit Services.

Programs of Services
Connecting rural communities to the surrounding adjacent counties and opportunities of employment, medical, and higher education institutes, as well as any destination in McLennan County. Funding for the operation of McLennan County Rural Transit District (MCRTD) is provided from the Federal Transit Administration (FTA) flowing through TxDOT. Services provided by these grant funds include general public transportation within the rural areas of McLennan County through a demand responsive transportation model, as well as a commuter route that connects the City of Marlin to the Fixed Route system within the urbanized Waco area. Funding assistance is provided at an 80% match for capital and administrative projects, and a 50% match for operating expenses. Grant funding is based upon a formula process administered by TxDOT, which includes census information for the McLennan County Rural area.

FY22 Accomplishments
- MCRTD invested in their fleet by purchasing seven Ford Transit vehicles to replace aging fleet.
- MCRTD's services continued to cover geographical areas that unmet needs.
- A needs assessment survey was conducted with passengers throughout the year, which provided positive feedback on the overall service performance.
- MCRTD continued to provide services that allowed the rural communities to have access to meet their mobility needs.

FY23 Objectives
- MCRTD will continue to coordinate services with the surrounding rural communities, as well as connect the passengers to the urbanized Waco area, while maximizing funding resources and opportunities.
- MCRTD will continue to enhance access of people in non-urbanized, as well as newly developed, areas to health care, retail, education, employment, public services & recreation.
- MCRTD & WTS plan to continue working together to maintain, develop, and improve the use of public transportation systems in rural and small urban regions.
- Increase visibility of MCRTD by utilizing broader and bolder branding, provide more public outreach, and promote the services available within McLennan County.

Performance Measures

Strategic Goal: Enhance Quality of Life	
Performance Indicators	Proposed FY 2022-2023
Improve regional transportation by identifying additional ways to create mobility management partnerships.	Enhance coordinated services with surrounding rural communities to increase connectivity to urbanized Waco area.
Look at multiple modes of transit to include micro transit in McLennan County to provide expedited service.	Enhance access to non-urbanized, newly developed areas including health care, retail, education, employment, public services & recreation.
By utilizing advertising campaigns at HOT Fair & rodeo, by attending more organization meetings within rural communities to promote services to the leaders in that area, and by taking advantage of any and all opportunities to promote any and all public transportation services within McLennan County.	Increase visibility of MCRTD by utilizing broader & bolder branding, provide more public outreach, & promote services within McLennan County.

Expenditures Summary

The decrease in expenditures in FY23 is a result of reductions across the board for Rural Transit to ensure expenditures are in line with revenues.

$2,319,658 **-$310,153**
(-11.79% vs. prior year)

Rural Transit Proposed and Historical Budget vs. Actual

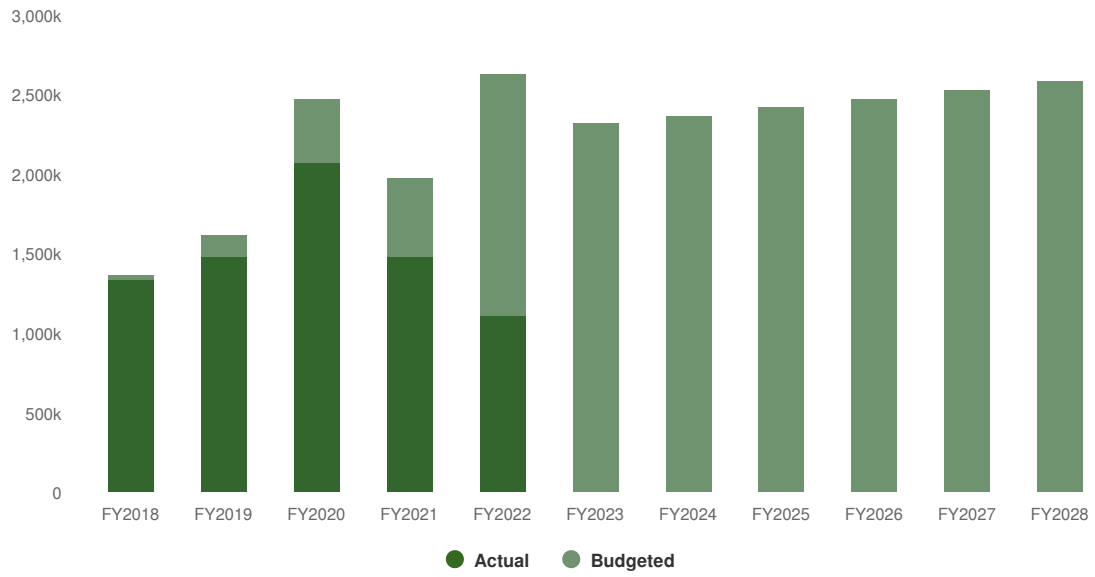

Expenditures by Fund

2023 Expenditures by Fund

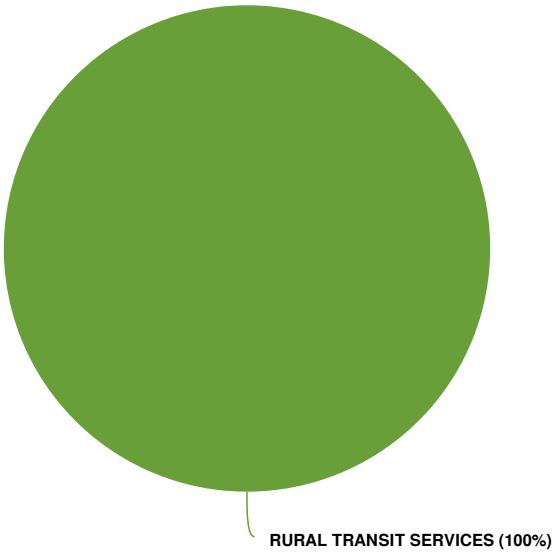

Budgeted and Historical 2023 Expenditures by Fund

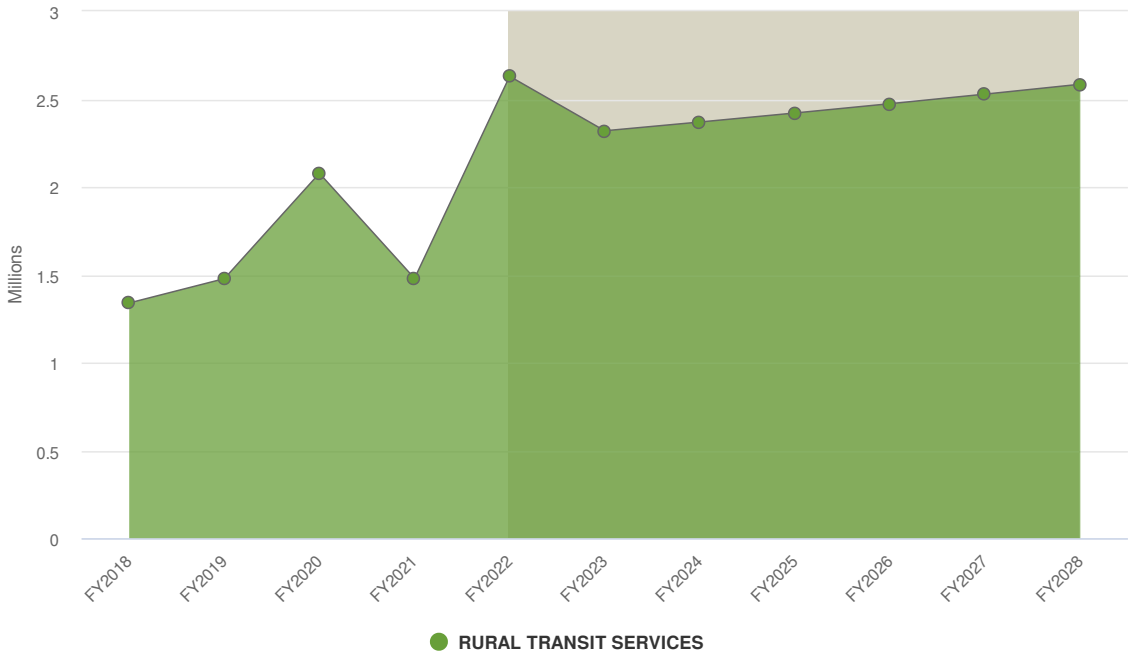

Grey background indicates budgeted figures.

Name	Account ID	FY2022 Amended Budget	FY2022 Actual	FY2023 Budgeted	FY2022 Amended Budget vs. FY2023 Budgeted (% Change)	Notes
RURAL TRANSIT SERVICES						
RT-GENADMIN -SUPERV-REG	5601-67-6701-000000-601101	$46,517.00	$18,352.62	$47,913.00	3%	
RT-GENADMIN -CLER&PROF - REG	5601-67-6701-000000-601201	$120,372.00	$80,930.76	$120,372.00	0%	
RT-GENADMIN -LABOR MAINT - REG	5601-67-6701-000000-601401	$62,321.00	$21,773.85	$63,321.00	1.6%	
RT-GENADMIN -AUTO ALLOW -PROF	5601-67-6701-000000-601701	$4,800.00	$3,803.17	$5,005.00	4.3%	
RT-ELD&DISAB -SUPERV-REG	5601-67-6718-000000-601101	$14,069.00	$9,150.99	$20,541.00	46%	
RT-ELD&DISAB -LABOR OPER-REG	5601-67-6718-000000-601301	$15,515.00	$12,638.08	$19,768.00	27.4%	
RT-DEMANDRSP -SUPERV-REG	5601-67-6723-000000-601101	$49,594.00	$51,897.62	$63,952.00	29%	
RT-DEMANDRSP -LABOR OPER - REG	5601-67-6723-000000-601301	$100,965.00	$97,394.41	$115,332.00	14.2%	
RT-DEMANDRSP -PART TIME - REG	5601-67-6723-000000-601501	$383,674.00	$221,840.87	$383,674.00	0%	
RT-COMMROUTE -SUPERV-REG	5601-67-6727-000000-601301	$38,474.00	$0.00	$0.00	-100%	
RT-COMMROUTE -PART TIME - REG	5601-67-6727-000000-601501	$27,015.00	$0.00	$0.00	-100%	
RT-GENADMIN -GROUP HEALTH	5601-67-6701-000000-612101	$14,749.00	$9,433.31	$15,634.00	6%	
RT-GENADMIN -GROUP LIFE	5601-67-6701-000000-612102	$2,612.00	$210.80	$1,525.00	-41.6%	
RT-GENADMIN -SOC SEC-MEDIC	5601-67-6701-000000-612200	$20,073.00	$8,533.41	$20,073.00	0%	
RT-GENADMIN -PENSION-	5601-67-6701-000000-612300	$12,229.00	$4,317.83	$12,229.00	0%	
RT-GENADMIN -ENEMP COMP	5601-67-6701-000000-612500	$4,708.00	$1,686.74	$4,708.00	0%	
RT-GENADMIN -WORK COMP	5601-67-6701-000000-612600	$17,735.00	$17,802.22	$19,588.00	10.4%	
RT-ELD&DISAB -GROUP HEALTH	5601-67-6718-000000-612101	$3,648.00	$2,370.76	$4,085.00	12%	
RT-ELD&DISAB -GROUP LIFE	5601-67-6718-000000-612102	$107.00	$46.46	$107.00	0%	
RT-ELD&DISAB -SOC SEC-MEDIC	5601-67-6718-000000-612200	$2,264.00	$1,641.46	$3,183.00	40.6%	
RT-ELD&DISAB -PENSION-	5601-67-6718-000000-612300	$904.00	$785.82	$1,202.00	33%	
RT-DEMANDRSP -GROUP HEALTH	5601-67-6723-000000-612101	$17,086.00	$12,980.76	$18,132.00	6.1%	
RT-DEMANDRSP -GROUP LIFE	5601-67-6723-000000-612102	$2,107.00	$359.50	$2,107.00	0%	
RT-DEMANDRSP -SOC SEC-MEDIC	5601-67-6723-000000-612200	$41,869.00	$28,908.06	$43,669.00	4.3%	

Name	Account ID	FY2022 Amended Budget	FY2022 Actual	FY2023 Budgeted	FY2022 Amended Budget vs. FY2023 Budgeted (% Change)	Notes
RT-DEMANDRSP - PENSION	5601-67-6723-000000-612300	$16,793.00	$6,304.10	$12,593.00	-25%	
RT-COMMROUTE -GROUP HEALTH	5601-67-6727-000000-612101	$3,646.00	$0.00	$0.00	-100%	
RT-COMMROUTE -GROUP LIFE	5601-67-6727-000000-612102	$403.00	$0.00	$0.00	-100%	
RT-COMMROUTE -SOC SEC-MEDIC	5601-67-6727-000000-612200	$5,446.00	$0.00	$0.00	-100%	
RT-COMMROUTE - PENSION	5601-67-6727-000000-612300	$4,192.00	$0.00	$0.00	-100%	
RT-GENADMIN -SPEC SVC	5601-67-6701-000000-623100	$60,703.00	$50,677.93	$60,703.00	0%	
RT-GENADMIN -SPECIAL SVC-AUDIT	5601-67-6701-000000-623101	$8,700.00	$6,500.00	$10,800.00	24.1%	
RT-ELD&DISAB - TRANSPORT CONTRA	5601-67-6718-000000-623107	$150,071.00	$89,838.00	$150,071.00	0%	
RT-GENADMIN -MAINT - EQUIP	5601-67-6701-000000-644801	$2,500.00	$0.00	$2,500.00	0%	
RT-GENADMIN -MAINT - VEH PARTS	5601-67-6701-000000-644803	$89,712.00	$37,028.32	$59,378.00	-33.8%	
RT-GENADMIN -MAINT-VEH-OUTSIDE	5601-67-6701-000000-644805	$29,913.00	$10,834.08	$10,819.00	-63.8%	
RT-GENADMIN -MAINT - OTHER	5601-67-6701-000000-644815	$2,975.00	$0.00	$1,920.00	-35.5%	
RT-GENADMIN -INSUR - PROPERTY	5601-67-6701-000000-655100	$4,050.00	$0.00	$0.00	-100%	
RT-GENADMIN -INSUR - AUTO LIAB	5601-67-6701-000000-655200	$138,009.00	$72,238.42	$138,009.00	0%	
RT-GENADMIN -INSUR - GEN LIAB	5601-67-6701-000000-655300	$1,966.00	$1,853.05	$2,325.00	18.3%	
RT-GENADMIN -CELL PHONES	5601-67-6701-000000-655602	$7,250.00	$4,181.40	$7,250.00	0%	
RT-GENADMIN - ADVERTISING	5601-67-6701-000000-655700	$18,660.00	$1,580.00	$18,660.00	0%	
RT-GENADMIN -ADVERT-PROMO	5601-67-6701-000000-655701	$5,400.00	$3,464.00	$6,050.00	12%	
RT-GENADMIN - TRAVEL&TRAIN	5601-67-6701-000000-655800	$20,812.00	$12,562.03	$10,525.00	-49.4%	
RT-GENADMIN -DUES AND MEMB	5601-67-6701-000000-655850	$5,882.00	$2,141.91	$2,357.00	-59.9%	
RT-GENADMIN -SUPPL - OFFICE	5601-67-6701-000000-666101	$11,834.00	$1,869.58	$3,920.00	-66.9%	
RT-GENADMIN -SUPPL-MINOR TOOLS	5601-67-6701-000000-666102	$13,654.00	$1,714.21	$6,098.00	-55.3%	
RT-GENADMIN -SUPPL-NON-EXPEND	5601-67-6701-000000-666103	$13,008.00	$9,561.74	$15,908.00	22.3%	
RT-GENADMIN --SUPPL - SOFTWARE	5601-67-6701-000000-666104	$3,330.00	$0.00	$3,330.00	0%	

Name	Account ID	FY2022 Amended Budget	FY2022 Actual	FY2023 Budgeted	FY2022 Amended Budget vs. FY2023 Budgeted (% Change)	Notes
RT-GENADMIN -SUPPL-CHEMIC&MED	5601-67-6701-000000-666106	$3,714.00	$4,637.90	$5,164.00	39%	
RT-GENADMIN-SUPPL -JANIT/MECH	5601-67-6701-000000-666107	$1,297.00	$2,399.64	$3,447.00	165.8%	
RT-GENADMIN -SUPPL -OTHER	5601-67-6701-000000-666110	$4,059.00	$3,795.09	$8,059.00	98.5%	
RT-GENADMIN -FUEL&LUBR -UNLEAD	5601-67-6701-000000-666301	$50,775.00	$53,647.85	$73,296.00	44.4%	
RT-GENADMIN -FUEL&LUB-DIESEL	5601-67-6701-000000-666302	$108,318.00	$77,492.47	$29,463.00	-72.8%	
RT-GENADMIN -FUEL&LUBR - LUBRS	5601-67-6701-000000-666303	$4,069.00	$2,445.47	$3,153.00	-22.5%	
FUEL&LUB -UNLEAD OUTSIDE PURCH	5601-67-6701-000000-666310	$0.00	$2,255.58	$1,620.00	N/A	
RT-GENADMIN -FLT SVC ALLOC.	5601-67-6701-000000-666825	$3,026.00	$0.00	$0.00	-100%	
RT-ELD&DISAB-NONEXPEND SUPPLIS	5601-67-6718-000000-666103	$600.00	$0.00	$600.00	0%	
RT-GENADMIN -OTH EXPS-INDIRECT	5601-67-6701-000000-678304	$60,577.00	$50,480.80	$29,540.00	-51.2%	
RT-GENADMIN -MACH & EQUIP-MACH	5601-67-6701-000000-757402	$25,000.00	$0.00	$0.00	-100%	
RT-GENADMIN -MACH & EQUIP-VEH	5601-67-6701-000000-757404	$746,060.00	$0.00	$0.00	-100%	
RT-CAPITAL -MACH & EQUIP-MACH	5601-67-6762-000000-757402	$0.00	$0.00	$45,000.00	N/A	
RT-CAPITAL -MACH & EQUIP-VEH	5601-67-6762-000000-757404	$0.00	$0.00	$610,980.00	N/A	
Total RURAL TRANSIT SERVICES:		**$2,629,811.00**	**$1,116,363.07**	**$2,319,658.00**	**-11.8%**	

Expenditures by Expense Type

Budgeted Expenditures by Expense Type

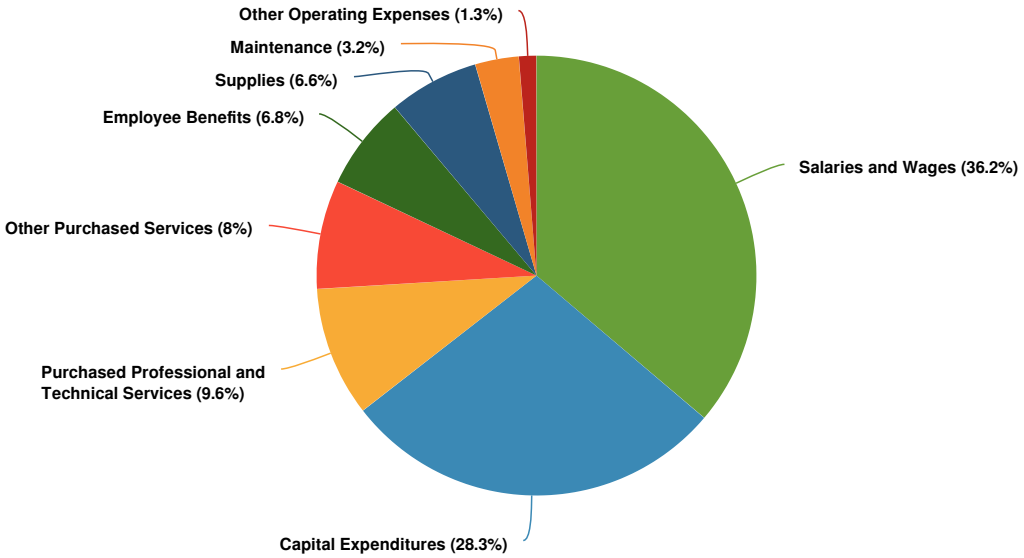

Budgeted and Historical Expenditures by Expense Type

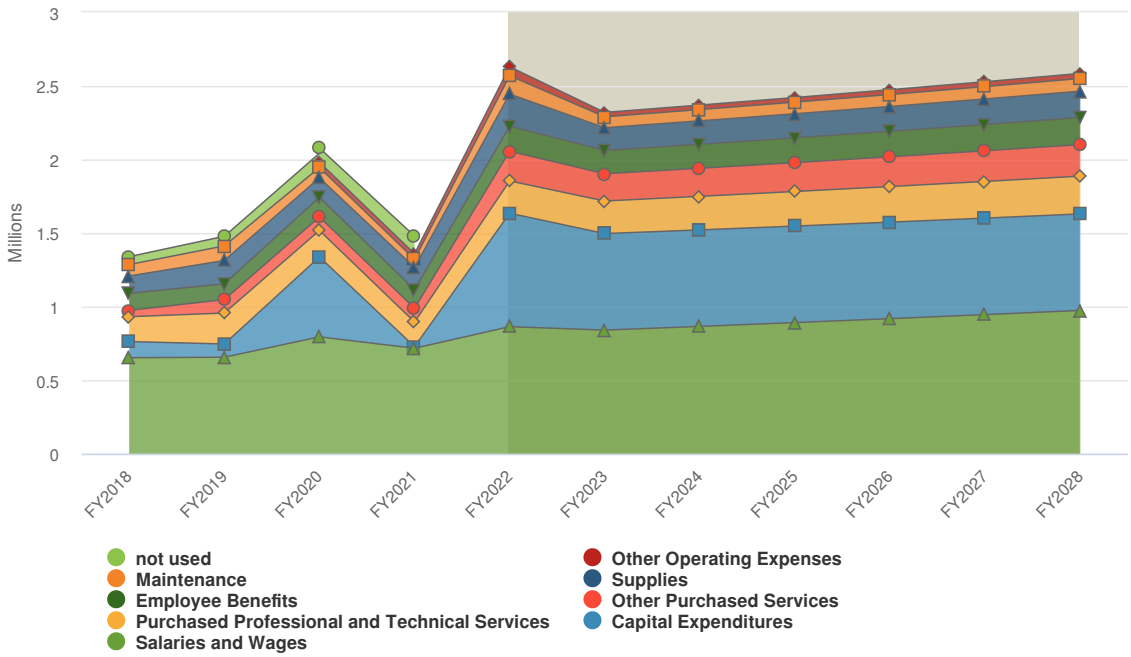

Grey background indicates budgeted figures.

Name	Account ID	FY2022 Amended Budget	FY2022 Actual	FY2023 Budgeted	FY2022 Amended Budget vs. FY2023 Budgeted (% Change)	Notes
Expense Objects						
Salaries and Wages						
RT-GENADMIN -SUPERV-REG	5601-67-6701-000000-601101	$46,517.00	$18,352.62	$47,913.00	3%	
RT-GENADMIN -CLER&PROF -REG	5601-67-6701-000000-601201	$120,372.00	$80,930.76	$120,372.00	0%	
RT-GENADMIN -LABOR MAINT -REG	5601-67-6701-000000-601401	$62,321.00	$21,773.85	$63,321.00	1.6%	
RT-GENADMIN -AUTO ALLOW -PROF	5601-67-6701-000000-601701	$4,800.00	$3,803.17	$5,005.00	4.3%	
RT-ELD&DISAB -SUPERV-REG	5601-67-6718-000000-601101	$14,069.00	$9,150.99	$20,541.00	46%	
RT-ELD&DISAB -LABOR OPER-REG	5601-67-6718-000000-601301	$15,515.00	$12,638.08	$19,768.00	27.4%	
RT-DEMANDRSP -SUPERV-REG	5601-67-6723-000000-601101	$49,594.00	$51,897.62	$63,952.00	29%	
RT-DEMANDRSP -LABOR OPER - REG	5601-67-6723-000000-601301	$100,965.00	$97,394.41	$115,332.00	14.2%	
RT-DEMANDRSP -PART TIME -REG	5601-67-6723-000000-601501	$383,674.00	$221,840.87	$383,674.00	0%	
RT-COMMROUTE -SUPERV-REG	5601-67-6727-000000-601301	$38,474.00	$0.00	$0.00	-100%	
RT-COMMROUTE -PART TIME -REG	5601-67-6727-000000-601501	$27,015.00	$0.00	$0.00	-100%	
Total Salaries and Wages:		**$863,316.00**	**$517,782.37**	**$839,878.00**	**-2.7%**	
Employee Benefits						
RT-GENADMIN -GROUP HEALTH	5601-67-6701-000000-612101	$14,749.00	$9,433.31	$15,634.00	6%	
RT-GENADMIN -GROUP LIFE	5601-67-6701-000000-612102	$2,612.00	$210.80	$1,525.00	-41.6%	
RT-GENADMIN -SOC SEC-MEDIC	5601-67-6701-000000-612200	$20,073.00	$8,533.41	$20,073.00	0%	
RT-GENADMIN -PENSION-	5601-67-6701-000000-612300	$12,229.00	$4,317.83	$12,229.00	0%	
RT-GENADMIN -ENEMP COMP	5601-67-6701-000000-612500	$4,708.00	$1,686.74	$4,708.00	0%	
RT-GENADMIN -WORK COMP	5601-67-6701-000000-612600	$17,735.00	$17,802.22	$19,588.00	10.4%	
RT-ELD&DISAB -GROUP HEALTH	5601-67-6718-000000-612101	$3,648.00	$2,370.76	$4,085.00	12%	
RT-ELD&DISAB -GROUP LIFE	5601-67-6718-000000-612102	$107.00	$46.46	$107.00	0%	
RT-ELD&DISAB -SOC SEC-MEDIC	5601-67-6718-000000-612200	$2,264.00	$1,641.46	$3,183.00	40.6%	
RT-ELD&DISAB -PENSION-	5601-67-6718-000000-612300	$904.00	$785.82	$1,202.00	33%	

Name	Account ID	FY2022 Amended Budget	FY2022 Actual	FY2023 Budgeted	FY2022 Amended Budget vs. FY2023 Budgeted (% Change)	Notes
RT-DEMANDRSP -GROUP HEALTH	5601-67-6723-000000-612101	$17,086.00	$12,980.76	$18,132.00	6.1%	
RT-DEMANDRSP -GROUP LIFE	5601-67-6723-000000-612102	$2,107.00	$359.50	$2,107.00	0%	
RT-DEMANDRSP -SOC SEC-MEDIC	5601-67-6723-000000-612200	$41,869.00	$28,908.06	$43,669.00	4.3%	
RT-DEMANDRSP -PENSION	5601-67-6723-000000-612300	$16,793.00	$6,304.10	$12,593.00	-25%	
RT-COMMROUTE -GROUP HEALTH	5601-67-6727-000000-612101	$3,646.00	$0.00	$0.00	-100%	
RT-COMMROUTE -GROUP LIFE	5601-67-6727-000000-612102	$403.00	$0.00	$0.00	-100%	
RT-COMMROUTE -SOC SEC-MEDIC	5601-67-6727-000000-612200	$5,446.00	$0.00	$0.00	-100%	
RT-COMMROUTE -PENSION	5601-67-6727-000000-612300	$4,192.00	$0.00	$0.00	-100%	
Total Employee Benefits:		**$170,571.00**	**$95,381.23**	**$158,835.00**	**-6.9%**	
Purchased Professional and Technical Services						
RT-GENADMIN -SPEC SVC	5601-67-6701-000000-623100	$60,703.00	$50,677.93	$60,703.00	0%	
RT-GENADMIN -SPECIAL SVC-AUDIT	5601-67-6701-000000-623101	$8,700.00	$6,500.00	$10,800.00	24.1%	
RT-ELD&DISAB -TRANSPORT CONTRA	5601-67-6718-000000-623107	$150,071.00	$89,838.00	$150,071.00	0%	
Total Purchased Professional and Technical Services:		**$219,474.00**	**$147,015.93**	**$221,574.00**	**1%**	
Maintenance						
RT-GENADMIN -MAINT - EQUIP	5601-67-6701-000000-644801	$2,500.00	$0.00	$2,500.00	0%	
RT-GENADMIN -MAINT - VEH PARTS	5601-67-6701-000000-644803	$89,712.00	$37,028.32	$59,378.00	-33.8%	
RT-GENADMIN -MAINT-VEH-OUTSIDE	5601-67-6701-000000-644805	$29,913.00	$10,834.08	$10,819.00	-63.8%	
RT-GENADMIN -MAINT - OTHER	5601-67-6701-000000-644815	$2,975.00	$0.00	$1,920.00	-35.5%	
Total Maintenance:		**$125,100.00**	**$47,862.40**	**$74,617.00**	**-40.4%**	
Other Purchased Services						
RT-GENADMIN -INSUR -PROPERTY	5601-67-6701-000000-655100	$4,050.00	$0.00	$0.00	-100%	
RT-GENADMIN -INSUR -AUTO LIAB	5601-67-6701-000000-655200	$138,009.00	$72,238.42	$138,009.00	0%	
RT-GENADMIN -INSUR - GEN LIAB	5601-67-6701-000000-655300	$1,966.00	$1,853.05	$2,325.00	18.3%	

Name	Account ID	FY2022 Amended Budget	FY2022 Actual	FY2023 Budgeted	FY2022 Amended Budget vs. FY2023 Budgeted (% Change)	Notes
RT-GENADMIN -CELL PHONES	5601-67-6701-000000-655602	$7,250.00	$4,181.40	$7,250.00	0%	
RT-GENADMIN -ADVERTISING	5601-67-6701-000000-655700	$18,660.00	$1,580.00	$18,660.00	0%	
RT-GENADMIN -ADVERT-PROMO	5601-67-6701-000000-655701	$5,400.00	$3,464.00	$6,050.00	12%	
RT-GENADMIN -TRAVEL&TRAIN	5601-67-6701-000000-655800	$20,812.00	$12,562.03	$10,525.00	-49.4%	
RT-GENADMIN -DUES AND MEMB	5601-67-6701-000000-655850	$5,882.00	$2,141.91	$2,357.00	-59.9%	
Total Other Purchased Services:		**$202,029.00**	**$98,020.81**	**$185,176.00**	**-8.3%**	
Supplies						
RT-GENADMIN -SUPPL - OFFICE	5601-67-6701-000000-666101	$11,834.00	$1,869.58	$3,920.00	-66.9%	
RT-GENADMIN -SUPPL-MINOR TOOLS	5601-67-6701-000000-666102	$13,654.00	$1,714.21	$6,098.00	-55.3%	
RT-GENADMIN -SUPPL-NON-EXPEND	5601-67-6701-000000-666103	$13,008.00	$9,561.74	$15,908.00	22.3%	
RT-GENADMIN --SUPPL - SOFTWARE	5601-67-6701-000000-666104	$3,330.00	$0.00	$3,330.00	0%	
RT-GENADMIN -SUPPL-CHEMIC&MED	5601-67-6701-000000-666106	$3,714.00	$4,637.90	$5,164.00	39%	
RT-GENADMIN-SUPPL - JANIT/MECH	5601-67-6701-000000-666107	$1,297.00	$2,399.64	$3,447.00	165.8%	
RT-GENADMIN -SUPPL - OTHER	5601-67-6701-000000-666110	$4,059.00	$3,795.09	$8,059.00	98.5%	
RT-GENADMIN -FUEL&LUBR - UNLEAD	5601-67-6701-000000-666301	$50,775.00	$53,647.85	$73,296.00	44.4%	
RT-GENADMIN -FUEL&LUB-DIESEL	5601-67-6701-000000-666302	$108,318.00	$77,492.47	$29,463.00	-72.8%	
RT-GENADMIN -FUEL&LUBR - LUBRS	5601-67-6701-000000-666303	$4,069.00	$2,445.47	$3,153.00	-22.5%	
FUEL&LUB -UNLEAD OUTSIDE PURCH	5601-67-6701-000000-666310	$0.00	$2,255.58	$1,620.00	N/A	
RT-GENADMIN -FLT SVC ALLOC.	5601-67-6701-000000-666825	$3,026.00	$0.00	$0.00	-100%	
RT-ELD&DISAB-NONEXPEND SUPPLIS	5601-67-6718-000000-666103	$600.00	$0.00	$600.00	0%	
Total Supplies:		**$217,684.00**	**$159,819.53**	**$154,058.00**	**-29.2%**	
Other Operating Expenses						
RT-GENADMIN -OTH EXPS-INDIRECT	5601-67-6701-000000-678304	$60,577.00	$50,480.80	$29,540.00	-51.2%	
Total Other Operating Expenses:		**$60,577.00**	**$50,480.80**	**$29,540.00**	**-51.2%**	
Capital Expenditures						

Name	Account ID	FY2022 Amended Budget	FY2022 Actual	FY2023 Budgeted	FY2022 Amended Budget vs. FY2023 Budgeted (% Change)	Notes
RT-GENADMIN -MACH & EQUIP-MACH	5601-67-6701-000000-757402	$25,000.00	$0.00	$0.00	-100%	
RT-GENADMIN -MACH & EQUIP-VEH	5601-67-6701-000000-757404	$746,060.00	$0.00	$0.00	-100%	
RT-CAPITAL -MACH & EQUIP-MACH	5601-67-6762-000000-757402	$0.00	$0.00	$45,000.00	N/A	
RT-CAPITAL -MACH & EQUIP-VEH	5601-67-6762-000000-757404	$0.00	$0.00	$610,980.00	N/A	
Total Capital Expenditures:		**$771,060.00**	**$0.00**	**$655,980.00**	**-14.9%**	
Total Expense Objects:		**$2,629,811.00**	**$1,116,363.07**	**$2,319,658.00**	**-11.8%**	

Cameron Park Zoo

Mission
To promote conservation awareness and cultural enrichment through education and recreation; to be a survival center for native and exotic animal species and to be an active community partner in economic development through tourism.

Departmental Overview
Cameron Park Zoo provides a safe and beautiful natural setting for displaying native and exotic animals as well as a sanctuary for endangered species from around the world.

Divisions and FTEs
Care & Conservation, Education Programs, Professional Development, Visitor Engagement, Volunteer Opportunities: 62.3577 FTEs

Programs of Services
Care and conservation of endangered and threatened species through medical care, breeding programs, enrichment programs and providing emergency aid. Education programming for all ages, including story time for pre-k students, internships, zoo camps, zoo mobile programs and lectures at local universities and community leadership organizations. Professional Development through specialized workshops, conferences and partnerships with USDA, FEMA, Texas Animal Health Commission and knowledge transfer with visiting veterinarians and zookeepers. Visitor Engagement includes birthday party rentals, behind the scenes tours, special events hosted by the Cameron Park Zoological and Botanical Society. Volunteer opportunities connect the community to the zoo with 13,532 hours donated and internships providing pre-professional experiential learning opportunities.

FY 22 Accomplishments

- Hoof stock barn construction has been completed
- Veterinary and Education complex design is near completion.
- Demolition of outdoor animal holding spaces at future site of Veterinary and Education complex completed
- African Penguin Exhibit architect has been selected and design phase will begin in the coming months.
- Gibbon Lake repairs were completed, and the lake level is currently maintained

- Hosted the sixth annual Great Ape Cardiac Health Workshop
- Successfully managed critical life support for over 1400 animals during the winter storm of 2022
- Completed construction of the overflow parking lot in January 2022
- Sewer and potable water upgrades were made throughout the zoo.
- Renovated South America night house holdings and Brazos at Night bat exhibit

- Constructed a shared shade structure for white rhinoceros and the hoof stock exhibit (giraffe, greater kudu, marabou stork, and gerenuk)
- Constructed a shade structure in Asian forest for public to utilize
- Successfully bred several species including tentacled snakes, Home's hinge back tortoises, vulturine guineafowl, and roseate spoonbills.
- Education department partnered with Twin Cities PBS STEM Media and Education Department to work with them on CEREBROedu: Una Ventana al Cerebro/ BRAINedu: A Window into the Brain. This project provides Latinx children and families with hands-on and fun programming around neuroscience and brain health.
- Increased the number of volunteer hours by approximately 5,532 hours

- Upgraded radio system from analog repeater system to be included on the emergency management systems of City of Waco
- Passed USDA inspection with no concerns
- Underwent Association of Zoos and Aquariums inspection
- Upgraded display fixtures in the Zootiqué
- Added 5 Scooter Pal rides on animal experience carts for rental, for an additional revenue stream

- Upgraded Rec Trac to include online and remote sales capabilities
- Giftshop merchandise goals have been to reach 100% eco-friendly plush being sold. They achieved 89% this year, with all plush being sold made/filled with recycled plastic bottles
- Hosted the inaugural Wild Lights, a six-week event that was open to the public five evenings per week from November 26, 2022, through January 9, 2022. A total of 26,405 people attended the event with overwhelmingly positive reviews. Thanks to our sponsors, we were able to net $247,729.57 to help fund the building of our new Veterinary

Hospital/Education Complex and the South African black-footed penguin exhibit

FY 23 Objectives

- Pass the Association of Zoos and Aquariums accreditation inspection
- Continue efforts to reduce the contribution from the COW general fund
- Present budget amendment for replacement of the netting in the Brazos River Country aviary in May 2022
- Submitted the Treetops Café, Plaza Café, and Plaza restroom renovations; construction of Asian forest and Penguin family style restrooms; renovation of Grammy Nell's playground; expansion of jaguar exhibit; and installation of a permanent liner for Gibbon Lake for Capital Improvement Projects
- Redesign existing Plaza Café from a food service format into a coffee-based café

- Expand and replace current rolling stock of carts for guest services, animal husbandry, custodial, and security
- Upgrade veterinary equipment to continue to provide the best in veterinary care for our animals
- Continue to enhance and expand our green initiatives throughout the zoo
- Upgrade the Zootiqué by replacing slat walls and floors
- Continue working with the Zoological Society to improve zoo operations and enhance visitor services

- Continue to add new animals to our collection
- Continue to work with the Zoological Society to expand our global conservation programs
- Successfully breed and raise lesser flamingos, river otters, and white rhinoceros

Performance Measures

Strategic Goal: Enhance Quality of Life	
Performance Indicators	Proposed FY 2022-2023
Attendance	325,000
Admissions	2,580,627
Merchandise Sales	903,320
Culinary Sales	680,000

Department Diversity
By Race/Ethnicity and Gender

	American Indian/Alaskan Native	Hispanic or Latino	Asian	Black or African American	Native Hawaiian or Pacific Islander	White	Two or More Races		Male	Female
City of Waco Population*	0.4%	31.8%	2.2%	20.6%	0.1%	43.7%	6.4%		48.4%	51.6%
City Organization	1%	19%	1%	10%	0%	67%	2%		64%	36%
Cameron Park Zoo	2%	9%	2%	5%	0%	80%	3%		41%	59%

*U.S.Census Bureau: https://www.census.gov/quickfacts/wacocitytexas

Expenditures Summary

The Cameron Park Zoo will see an increase in their base budget for FY 23 to keep up with inflationary cost. The zoo will also receive a variety of replacement equipment, including medical equipment for animal care. The zoo will also pay for two different studies in FY 23. One study will be for water sustainability and one for irrigation and future renovations.

$7,853,148 **$965,912**
(14.02% vs. prior year)

Cameron Park Zoo Proposed and Historical Budget vs. Actual

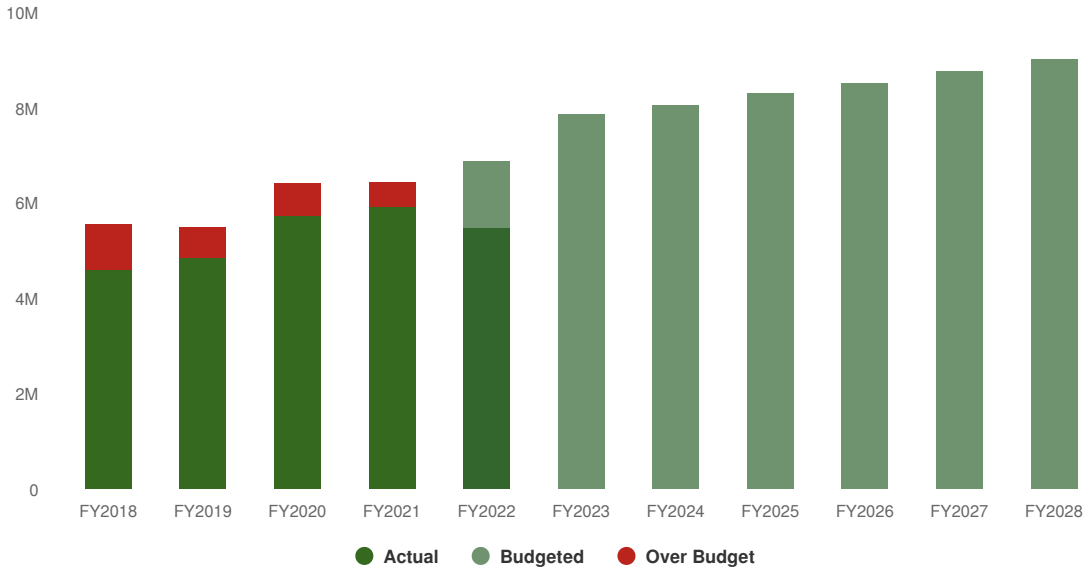

Expenditures by Fund

2023 Expenditures by Fund

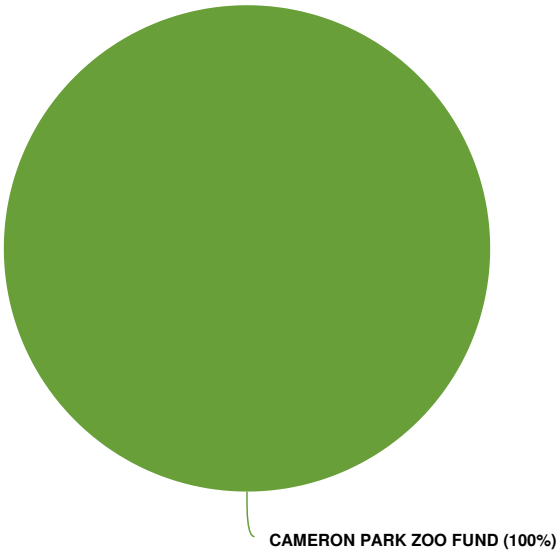

Budgeted and Historical 2023 Expenditures by Fund

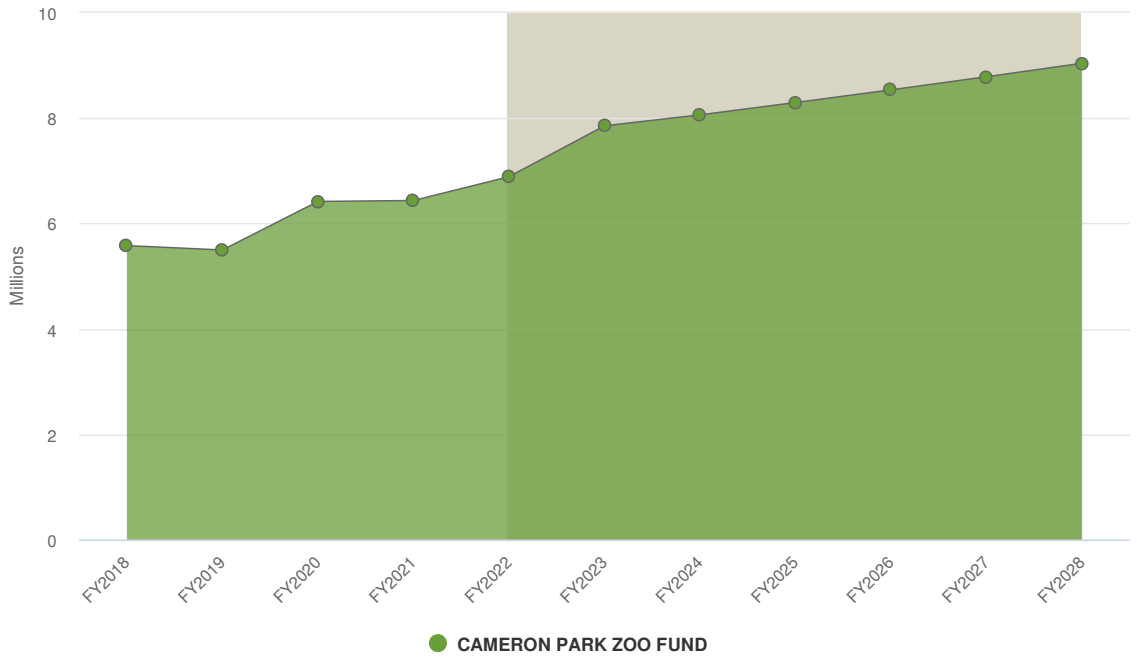

Grey background indicates budgeted figures.

Name	Account ID	FY2022 Amended Budget	FY2022 Actual	FY2023 Budgeted	FY2022 Amended Budget vs. FY2023 Budgeted (% Change)	Notes
CAMERON PARK ZOO FUND						
ZOO OPERAT -REGULAR SALARIES	5700-69-6901-000000-601010	$2,180,084.00	$1,771,306.89	$2,532,272.00	16.2%	
ZOO OPERAT -PART TIME -REGULAR	5700-69-6901-000000-601020	$100,800.00	$175,271.25	$469,763.00	366%	
ZOO OPERAT -OVERTIME	5700-69-6901-000000-601030	$136,000.00	$84,205.55	$110,912.00	-18.4%	
ZOO OPERAT -EMPLOYEE PAYOFF	5700-69-6901-000000-601070	$0.00	$91,558.03	$0.00	0%	
ZOO OPERAT -GROUP HEALTH	5700-69-6901-000000-612101	$423,337.00	$340,309.01	$448,000.00	5.8%	
ZOO OPERAT -GROUP LIFE	5700-69-6901-000000-612102	$1,791.00	$1,471.50	$2,158.00	20.5%	
ZOO OPERAT -SOC SEC-MEDIC	5700-69-6901-000000-612200	$187,952.00	$157,413.36	$238,141.00	26.7%	
ZOO OPERAT -PENSION-	5700-69-6901-000000-612300	$344,301.00	$290,718.25	$396,478.00	15.2%	
ZOO OPERAT -WORK COMP	5700-69-6901-000000-612600	$106,493.00	$91,011.11	$132,298.00	24.2%	
ZOO OPERAT -SPEC SVC	5700-69-6901-000000-623100	$290,734.60	$121,753.87	$250,000.00	-14%	

Name	Account ID	FY2022 Amended Budget	FY2022 Actual	FY2023 Budgeted	FY2022 Amended Budget vs. FY2023 Budgeted (% Change)	Notes
ZOO OPERAT -SPEC SVC-TEMPS	5700-69-6901-000000-623105	$25,000.00	$14,338.28	$25,000.00	0%	
ZOO OPERAT -IT SERVICES	5700-69-6901-000000-623106	$0.00	$0.00	$190,894.00	N/A	
ZOO OPERAT -UTIL SVC -WATER	5700-69-6901-000000-634101	$440,550.00	$333,975.28	$475,000.00	7.8%	
ZOO OPERAT -UTIL SVC-REFUSE	5700-69-6901-000000-634102	$13,005.00	$18,062.49	$21,201.00	63%	
ZOO OPERAT -UTIL SVC -SEWER	5700-69-6901-000000-634103	$192,500.00	$181,189.94	$249,500.00	29.6%	
ZOO OPERAT -UTIL SVC-LANDFILL	5700-69-6901-000000-634104	$400.00	$30.00	$400.00	0%	
ZOO OPERAT -FACILITY RENT	5700-69-6901-000000-634401	$0.00	$150.00	$161.00	N/A	
ZOO OPERAT -MAINT OF BUILDINGS	5700-69-6901-000000-644701	$70,185.40	$100,013.69	$56,289.00	-19.8%	
ZOO OPERAT -MAINT -SIGNS&MARK	5700-69-6901-000000-644711	$10,000.00	$2,176.52	$10,000.00	0%	
ZOO OPERAT -MAINT-OTHR STRUCT	5700-69-6901-000000-644717	$52,050.00	$40,124.11	$45,000.00	-13.5%	
ZOO OPERAT -MAINT -IRRIGATION	5700-69-6901-000000-644718	$4,750.00	$2,771.36	$4,750.00	0%	
ZOO OPERAT -MAINT -EQUIP	5700-69-6901-000000-644801	$23,810.00	$31,018.04	$23,810.00	0%	
ZOO OPERAT -MAINT -VEH PARTS	5700-69-6901-000000-644803	$19,151.00	$13,470.31	$15,871.00	-17.1%	
ZOO OPERAT -MAINT-VEH-OUTSIDE	5700-69-6901-000000-644805	$3,200.00	$5,318.03	$5,709.00	78.4%	
ZOO OPERAT -MAINT -VEH - MISC	5700-69-6901-000000-644810	$250.00	$345.00	$371.00	48.4%	
ZOO OPERAT -MAINT -HEAT/COOL	5700-69-6901-000000-644812	$0.00	$67.38	$0.00	0%	
ZOO OPERAT -MAINT -OTHER	5700-69-6901-000000-644815	$6,325.00	$3,000.65	$6,325.00	0%	
ZOO OPERAT-MAINT-FLEET SVC	5700-69-6901-000000-644825	$8,530.00	$7,108.30	$0.00	-100%	
ZOO OPERAT -INSUR -PROPERTY	5700-69-6901-000000-655100	$40,153.00	$40,153.00	$51,877.00	29.2%	
ZOO OPERAT -INSUR -AUTO LIAB	5700-69-6901-000000-655200	$2,493.00	$2,493.00	$3,611.00	44.8%	
ZOO OPERAT -INSUR -GEN LIAB	5700-69-6901-000000-655300	$18,953.00	$18,953.00	$7,601.00	-59.9%	
ZOO OPERAT -COMMUNICATIONS	5700-69-6901-000000-655600	$6,500.00	$5,933.55	$6,500.00	0%	
ZOO OPERAT -CELL PHONES	5700-69-6901-000000-655602	$3,782.00	$3,831.08	$11,482.00	203.6%	
ZOO OPERAT -TRAVEL&TRAIN	5700-69-6901-000000-655800	$19,100.00	$24,993.75	$63,590.00	232.9%	

Name	Account ID	FY2022 Amended Budget	FY2022 Actual	FY2023 Budgeted	FY2022 Amended Budget vs. FY2023 Budgeted (% Change)	Notes
ZOO OPERAT -DUES AND MEMB	5700-69-6901-000000-655850	$45,000.00	$33,168.73	$41,900.00	-6.9%	
ZOO OPERAT -OTH PURCHSVC-EQUIP	5700-69-6901-000000-655901	$6,000.00	$5,834.08	$6,000.00	0%	
ZOO OPERAT-OTH PURCHSVC -COMP	5700-69-6901-000000-655908	$220.00	$0.00	$220.00	0%	
ZOO OPERAT -OTH PURCHSVC-OTHR	5700-69-6901-000000-655909	$6,908.00	$8,179.28	$6,908.00	0%	
ZOO OPERAT -SUPPL -OFFICE	5700-69-6901-000000-666101	$7,000.00	$6,824.92	$7,000.00	0%	
ZOO OPERAT -SUPPL-MINOR TOOLS	5700-69-6901-000000-666102	$45,000.00	$55,607.38	$125,000.00	177.8%	
ZOO OPERAT -SUPPL -NON-EXPEND	5700-69-6901-000000-666103	$83,892.00	$87,502.99	$54,500.00	-35%	
ZOO OPERAT -SUPPL-WEAR-APPARL	5700-69-6901-000000-666105	$12,000.00	$13,008.43	$12,000.00	0%	
ZOO OPERAT -SUPPL-CHEMIC&MEDIC	5700-69-6901-000000-666106	$95,000.00	$67,831.20	$95,000.00	0%	
ZOO OPERAT -SUPPL-JANITOR/MECH	5700-69-6901-000000-666107	$35,250.00	$40,252.36	$35,250.00	0%	
ZOO OPERAT -SUPPL-BOTANIC/AGRI	5700-69-6901-000000-666108	$10,000.00	$3,602.60	$10,000.00	0%	
ZOO OPERAT -SUPPL -OTHER	5700-69-6901-000000-666110	$325,000.00	$307,075.34	$330,175.00	1.6%	
ZOO OPERAT -ENERGY-HEAT&FUEL	5700-69-6901-000000-666201	$35,000.00	$27,448.56	$29,799.00	-14.9%	
ZOO OPERAT -ENERGY -ELECTRIC	5700-69-6901-000000-666202	$219,456.00	$189,754.67	$210,563.00	-4.1%	
ZOO OPERAT -ENER-PROP/BUT/ACET	5700-69-6901-000000-666205	$500.00	$39.76	$606.00	21.2%	
ZOO OPERAT -FUEL&LUBR -UNLEAD	5700-69-6901-000000-666301	$3,623.00	$3,963.20	$5,853.00	61.6%	
ZOO OPERAT -FUEL&LUB-DIESEL	5700-69-6901-000000-666302	$3,443.00	$3,752.34	$5,373.00	56.1%	
ZOO OPERAT -FUEL&LUBR - LUBRS	5700-69-6901-000000-666303	$140.00	$90.84	$139.00	-0.7%	
ZOO OPERAT -FLT SVC ALLOC.	5700-69-6901-000000-666825	$2,960.00	$2,466.70	$32,808.00	1,008.4%	
ZOO OPERAT -OTH EXP-BANK CHG	5700-69-6901-000000-678328	$30,000.00	$41,956.29	$60,000.00	100%	
ZOO OPERAT -INV PURCH RESALE	5700-69-6901-000000-678600	$168,000.00	$174,529.21	$225,000.00	33.9%	
ZOO OPERAT -RESALE ZOOTIQUE	5700-69-6901-000000-678610	$402,000.00	$314,967.21	$425,000.00	5.7%	
ZOO OPERAT -CONT-CAMPK ZOO SOC	5700-69-6901-000000-688922	$100,000.00	$100,000.00	$100,000.00	0%	
ZOO OPERAT -BILLINGS -FR OTHER	5700-69-6901-000000-698402	$0.00	$0.00	$19,090.00	N/A	

Name	Account ID	FY2022 Amended Budget	FY2022 Actual	FY2023 Budgeted	FY2022 Amended Budget vs. FY2023 Budgeted (% Change)	Notes
ZOO OPERAT -MACH & EQUIP -MACH	5700-69-6901-000000-757402	$53,914.00	$0.00	$0.00	-100%	
MACH AND EQUIP - HEAVY EQUIP	5700-69-6901-000000-757403		$0.00	$40,000.00	N/A	
MACHINERY & EQUIP - VEHICLES	5700-69-6901-000000-757404		$0.00	$120,000.00	N/A	
ZOO OPERAT -OTHER EQUIP PURCH	5700-69-6901-000000-757409	$464,750.00	$1,000.00	$0.00	-100%	
Total CAMERON PARK ZOO FUND:		**$6,887,236.00**	**$5,463,391.67**	**$7,853,148.00**	**14%**	

Expenditures by Expense Type

Budgeted Expenditures by Expense Type

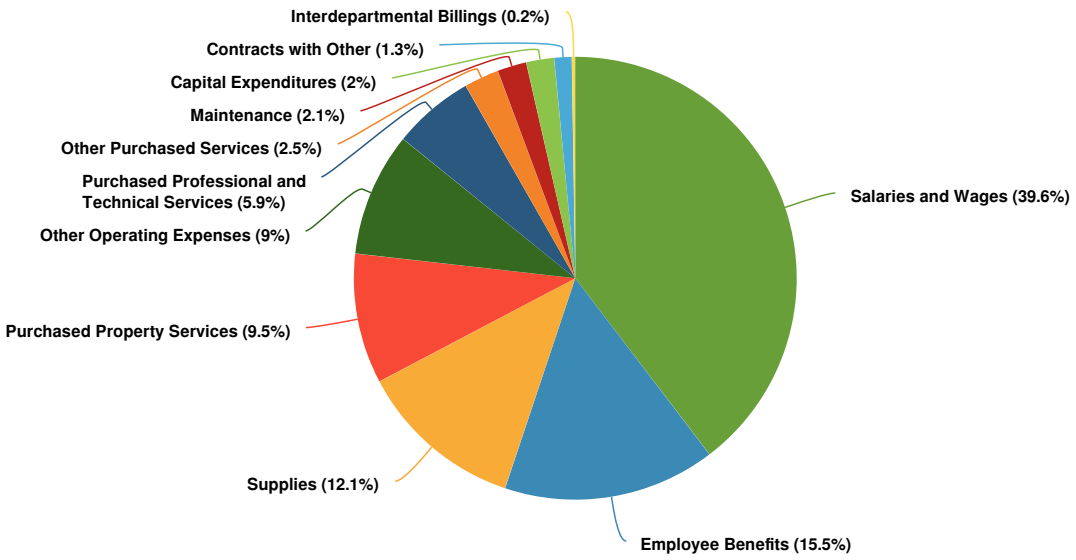

Budgeted and Historical Expenditures by Expense Type

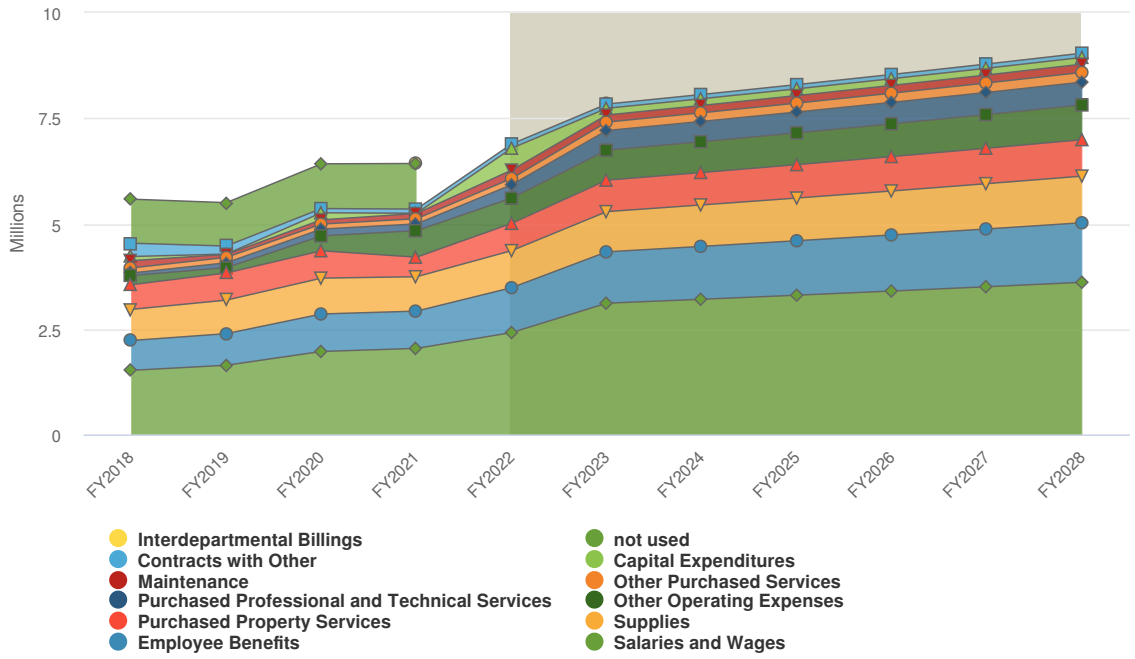

Grey background indicates budgeted figures.

Name	Account ID	FY2022 Amended Budget	FY2022 Actual	FY2023 Budgeted	FY2022 Amended Budget vs. FY2023 Budgeted (% Change)	Notes
Expense Objects						
Salaries and Wages						
ZOO OPERAT -REGULAR SALARIES	5700-69-6901-000000-601010	$2,180,084.00	$1,771,306.89	$2,532,272.00	16.2%	
ZOO OPERAT -PART TIME -REGULAR	5700-69-6901-000000-601020	$100,800.00	$175,271.25	$469,763.00	366%	
ZOO OPERAT -OVERTIME	5700-69-6901-000000-601030	$136,000.00	$84,205.55	$110,912.00	-18.4%	
ZOO OPERAT -EMPLOYEE PAYOFF	5700-69-6901-000000-601070	$0.00	$91,558.03	$0.00	0%	
Total Salaries and Wages:		**$2,416,884.00**	**$2,122,341.72**	**$3,112,947.00**	**28.8%**	
Employee Benefits						
ZOO OPERAT -GROUP HEALTH	5700-69-6901-000000-612101	$423,337.00	$340,309.01	$448,000.00	5.8%	
ZOO OPERAT -GROUP LIFE	5700-69-6901-000000-612102	$1,791.00	$1,471.50	$2,158.00	20.5%	
ZOO OPERAT -SOC SEC-MEDIC	5700-69-6901-000000-612200	$187,952.00	$157,413.36	$238,141.00	26.7%	

Name	Account ID	FY2022 Amended Budget	FY2022 Actual	FY2023 Budgeted	FY2022 Amended Budget vs. FY2023 Budgeted (% Change)	Notes
ZOO OPERAT -PENSION-	5700-69-6901-000000-612300	$344,301.00	$290,718.25	$396,478.00	15.2%	
ZOO OPERAT -WORK COMP	5700-69-6901-000000-612600	$106,493.00	$91,011.11	$132,298.00	24.2%	
Total Employee Benefits:		**$1,063,874.00**	**$880,923.23**	**$1,217,075.00**	**14.4%**	
Purchased Professional and Technical Services						
ZOO OPERAT -SPEC SVC	5700-69-6901-000000-623100	$290,734.60	$121,753.87	$250,000.00	-14%	
ZOO OPERAT -SPEC SVC-TEMPS	5700-69-6901-000000-623105	$25,000.00	$14,338.28	$25,000.00	0%	
ZOO OPERAT -IT SERVICES	5700-69-6901-000000-623106	$0.00	$0.00	$190,894.00	N/A	
Total Purchased Professional and Technical Services:		**$315,734.60**	**$136,092.15**	**$465,894.00**	**47.6%**	
Purchased Property Services						
ZOO OPERAT -UTIL SVC -WATER	5700-69-6901-000000-634101	$440,550.00	$333,975.28	$475,000.00	7.8%	
ZOO OPERAT -UTIL SVC-REFUSE	5700-69-6901-000000-634102	$13,005.00	$18,062.49	$21,201.00	63%	
ZOO OPERAT -UTIL SVC -SEWER	5700-69-6901-000000-634103	$192,500.00	$181,189.94	$249,500.00	29.6%	
ZOO OPERAT -UTIL SVC-LANDFILL	5700-69-6901-000000-634104	$400.00	$30.00	$400.00	0%	
ZOO OPERAT -FACILITY RENT	5700-69-6901-000000-634401	$0.00	$150.00	$161.00	N/A	
Total Purchased Property Services:		**$646,455.00**	**$533,407.71**	**$746,262.00**	**15.4%**	
Maintenance						
ZOO OPERAT -MAINT OF BUILDINGS	5700-69-6901-000000-644701	$70,185.40	$100,013.69	$56,289.00	-19.8%	
ZOO OPERAT -MAINT -SIGNS&MARK	5700-69-6901-000000-644711	$10,000.00	$2,176.52	$10,000.00	0%	
ZOO OPERAT -MAINT-OTHR STRUCT	5700-69-6901-000000-644717	$52,050.00	$40,124.11	$45,000.00	-13.5%	
ZOO OPERAT -MAINT -IRRIGATION	5700-69-6901-000000-644718	$4,750.00	$2,771.36	$4,750.00	0%	
ZOO OPERAT -MAINT - EQUIP	5700-69-6901-000000-644801	$23,810.00	$31,018.04	$23,810.00	0%	
ZOO OPERAT -MAINT - VEH PARTS	5700-69-6901-000000-644803	$19,151.00	$13,470.31	$15,871.00	-17.1%	
ZOO OPERAT -MAINT-VEH-OUTSIDE	5700-69-6901-000000-644805	$3,200.00	$5,318.03	$5,709.00	78.4%	

Name	Account ID	FY2022 Amended Budget	FY2022 Actual	FY2023 Budgeted	FY2022 Amended Budget vs. FY2023 Budgeted (% Change)	Notes
ZOO OPERAT -MAINT - VEH - MISC	5700-69-6901-000000-644810	$250.00	$345.00	$371.00	48.4%	
ZOO OPERAT -MAINT - HEAT/COOL	5700-69-6901-000000-644812	$0.00	$67.38	$0.00	0%	
ZOO OPERAT -MAINT - OTHER	5700-69-6901-000000-644815	$6,325.00	$3,000.65	$6,325.00	0%	
ZOO OPERAT-MAINT-FLEET SVC	5700-69-6901-000000-644825	$8,530.00	$7,108.30	$0.00	-100%	
Total Maintenance:		**$198,251.40**	**$205,413.39**	**$168,125.00**	**-15.2%**	
Other Purchased Services						
ZOO OPERAT -INSUR - PROPERTY	5700-69-6901-000000-655100	$40,153.00	$40,153.00	$51,877.00	29.2%	
ZOO OPERAT -INSUR - AUTO LIAB	5700-69-6901-000000-655200	$2,493.00	$2,493.00	$3,611.00	44.8%	
ZOO OPERAT -INSUR - GEN LIAB	5700-69-6901-000000-655300	$18,953.00	$18,953.00	$7,601.00	-59.9%	
ZOO OPERAT - COMMUNICATIONS	5700-69-6901-000000-655600	$6,500.00	$5,933.55	$6,500.00	0%	
ZOO OPERAT -CELL PHONES	5700-69-6901-000000-655602	$3,782.00	$3,831.08	$11,482.00	203.6%	
ZOO OPERAT -TRAVEL&TRAIN	5700-69-6901-000000-655800	$19,100.00	$24,993.75	$63,590.00	232.9%	
ZOO OPERAT -DUES AND MEMB	5700-69-6901-000000-655850	$45,000.00	$33,168.73	$41,900.00	-6.9%	
ZOO OPERAT -OTH PURCHSVC-EQUIP	5700-69-6901-000000-655901	$6,000.00	$5,834.08	$6,000.00	0%	
ZOO OPERAT-OTH PURCHSVC - COMP	5700-69-6901-000000-655908	$220.00	$0.00	$220.00	0%	
ZOO OPERAT -OTH PURCHSVC-OTHR	5700-69-6901-000000-655909	$6,908.00	$8,179.28	$6,908.00	0%	
Total Other Purchased Services:		**$149,109.00**	**$143,539.47**	**$199,689.00**	**33.9%**	
Supplies						
ZOO OPERAT -SUPPL - OFFICE	5700-69-6901-000000-666101	$7,000.00	$6,824.92	$7,000.00	0%	
ZOO OPERAT -SUPPL-MINOR TOOLS	5700-69-6901-000000-666102	$45,000.00	$55,607.38	$125,000.00	177.8%	
ZOO OPERAT -SUPPL - NON-EXPEND	5700-69-6901-000000-666103	$83,892.00	$87,502.99	$54,500.00	-35%	
ZOO OPERAT -SUPPL-WEAR-APPARL	5700-69-6901-000000-666105	$12,000.00	$13,008.43	$12,000.00	0%	
ZOO OPERAT -SUPPL-CHEMIC&MEDIC	5700-69-6901-000000-666106	$95,000.00	$67,831.20	$95,000.00	0%	
ZOO OPERAT -SUPPL-JANITOR/MECH	5700-69-6901-000000-666107	$35,250.00	$40,252.36	$35,250.00	0%	

Name	Account ID	FY2022 Amended Budget	FY2022 Actual	FY2023 Budgeted	FY2022 Amended Budget vs. FY2023 Budgeted (% Change)	Notes
ZOO OPERAT -SUPPL-BOTANIC/AGRI	5700-69-6901-000000-666108	$10,000.00	$3,602.60	$10,000.00	0%	
ZOO OPERAT -SUPPL - OTHER	5700-69-6901-000000-666110	$325,000.00	$307,075.34	$330,175.00	1.6%	
ZOO OPERAT -ENERGY-HEAT&FUEL	5700-69-6901-000000-666201	$35,000.00	$27,448.56	$29,799.00	-14.9%	
ZOO OPERAT -ENERGY - ELECTRIC	5700-69-6901-000000-666202	$219,456.00	$189,754.67	$210,563.00	-4.1%	
ZOO OPERAT -ENER-PROP/BUT/ACET	5700-69-6901-000000-666205	$500.00	$39.76	$606.00	21.2%	
ZOO OPERAT -FUEL&LUBR - UNLEAD	5700-69-6901-000000-666301	$3,623.00	$3,963.20	$5,853.00	61.6%	
ZOO OPERAT -FUEL&LUB-DIESEL	5700-69-6901-000000-666302	$3,443.00	$3,752.34	$5,373.00	56.1%	
ZOO OPERAT -FUEL&LUBR - LUBRS	5700-69-6901-000000-666303	$140.00	$90.84	$139.00	-0.7%	
ZOO OPERAT -FLT SVC ALLOC.	5700-69-6901-000000-666825	$2,960.00	$2,466.70	$32,808.00	1,008.4%	
Total Supplies:		**$878,264.00**	**$809,221.29**	**$954,066.00**	**8.6%**	
Other Operating Expenses						
ZOO OPERAT -OTH EXP-BANK CHG	5700-69-6901-000000-678328	$30,000.00	$41,956.29	$60,000.00	100%	
ZOO OPERAT -INV PURCH RESALE	5700-69-6901-000000-678600	$168,000.00	$174,529.21	$225,000.00	33.9%	
ZOO OPERAT -RESALE ZOOTIQUE	5700-69-6901-000000-678610	$402,000.00	$314,967.21	$425,000.00	5.7%	
Total Other Operating Expenses:		**$600,000.00**	**$531,452.71**	**$710,000.00**	**18.3%**	
Contracts with Other						
ZOO OPERAT -CONT-CAMPK ZOO SOC	5700-69-6901-000000-688922	$100,000.00	$100,000.00	$100,000.00	0%	
Total Contracts with Other:		**$100,000.00**	**$100,000.00**	**$100,000.00**	**0%**	
Interdepartmental Billings						
ZOO OPERAT -BILLINGS -FR OTHER	5700-69-6901-000000-698402	$0.00	$0.00	$19,090.00	N/A	
Total Interdepartmental Billings:		**$0.00**	**$0.00**	**$19,090.00**	**N/A**	
Capital Expenditures						
ZOO OPERAT -MACH & EQUIP - MACH	5700-69-6901-000000-757402	$53,914.00	$0.00	$0.00	-100%	
MACH AND EQUIP - HEAVY EQUIP	5700-69-6901-000000-757403		$0.00	$40,000.00	N/A	
MACHINERY & EQUIP - VEHICLES	5700-69-6901-000000-757404		$0.00	$120,000.00	N/A	

Name	Account ID	FY2022 Amended Budget	FY2022 Actual	FY2023 Budgeted	FY2022 Amended Budget vs. FY2023 Budgeted (% Change)	Notes
ZOO OPERAT -OTHER EQUIP PURCH	5700-69-6901-000000-757409	$464,750.00	$1,000.00	$0.00	-100%	
Total Capital Expenditures:		**$518,664.00**	**$1,000.00**	**$160,000.00**	**-69.2%**	
Total Expense Objects:		**$6,887,236.00**	**$5,463,391.67**	**$7,853,148.00**	**14%**	

DEBT

Government-wide Debt Overview

The City typically issues debt via General Obligation Bonds or Combination Certificates of Obligation. General Obligation Bonds are payable from the proceeds of annual property tax, levied within the limitations of the law. The full faith and credit of the City guarantees the payment of General Obligation Bonds, which are authorized by a vote of the citizens. Combination Certificates of Obligation are guaranteed from the proceeds of an annual property tax, levied within the limitations of the law, and most are payable from and secured by the surplus revenues of the City's Enterprise Funds. The City adheres to the guidelines for debt financing from Section V of the Financial Management Policy Statements. These policies state that property tax revenues and/or utility revenue pledges are the only acceptable types of funding for debt financing. Guidelines for amortization of debt and affordability targets can be found in the Financial Management Policy Statements that are included in this document.

There is no specific maximum debt limit for General Obligation debt established by law. In a practical sense, the limit is imposed by the City's ability to levy and collect taxes. There is, however, a maximum tax rate established by law. That maximum rate is $1.85 per $100 of valuation. The FY22 adopted rate is $0.767282 and the FY23 proposed rate is $0.764782. Therefore, the overall tax rate for the City is well below the maximum rate for the City which provides significant headroom for the repayment of the debt obligations. The various bond obligations contain certain financial limitations and restrictions. The ordinance authorizing the issuance of general obligation bonds or certificates of obligation creates an interest and sinking fund (general debt service fund). The ordinance requires the City to ascertain a rate and an amount of tax sufficient to pay interest as it comes due and a reserve fund adequate to meet principal as it comes due.

The City of Waco currently has a net debt-to-assessed valuation ratio of 1.3%. The 2021 median net debt-to-assessed valuation for Texas cities with comparable Moody's bond ratings is 1.6%. Waco's emphasis on economic development to encourage industrial and commercial investment by new companies and expansion by existing companies plus increased housing and tourism activity has promoted job growth and created value in this area.

Overlapping debt is general obligation debt payable from the tax levies of all debt issuing entities representing Waco citizens. Waco's overlapping debt-to-assessed valuation ratio is 3.4%. The 2021 median overlapping debt-to-assessed valuation ratio for Texas cities with comparable Moody's bond ratings is 5.7%.
Currently, the following ratings have been assigned to Waco's outstanding debt issues:

	Standard & Poor's	Moody's
General Obligation Debt	AA+/Stable	Aa1/Stable

During 2022, the City issued General Obligation Refunding Bonds, Series 2022, as well as Combination Tax and Revenue Certificates of Obligation, Series 2022A and taxable series 2022B. In its rating report dated February 3, 2022, Moody's maintained the City's general obligation limited tax debt rating of Aa1 with a stable outlook. Moody's report recognized Waco's consistently strong operating performance and reserves and expanding economy, which is contributing to growth in assessed valuations. In a report dated February 4, 2022, Standard & Poor's (S&P) maintained its AA+/Stable long-term rating on the City's general obligation limited tax debt. S&P's overview cited management's proactive efforts to spur economic growth, the resiliency of the City's tax base through various economic cycles, including the global pandemic, strong budgetary monitoring and performance, strong and longstanding financial policies and practices, very strong reserve and liquidity position, and Baylor's stabilizing influence. These ratings consider the financial performance of the City's water, wastewater, solid waste, and drainage enterprise systems, given the utilities support a significant portion of outstanding general obligation debt.

General obligation debt service, which includes general obligation bonds and certificates of obligation, is budgeted in the General Debt Service Fund. Voter-approved projects as well as other projects financed with ad valorem tax proceeds are funded by this debt. The last bond election that was held in May 2007 approved a $63 million debt issuance to finance improvements in parks, libraries, convention center, fire, police and the Texas Ranger Hall of Fame and Museum.

Overall, the debt obligations of the City are paid by the dedicated property tax supporting the obligations for the General Obligation portion of the debt and by revenue generated by the City's utility operations. Each year the property tax levy is established to cover the next year's required principal and interest payments based on the changes in the assessed valuation. The revenue-supported obligations are factored into the rates established for each of the City's utilities to ensure rates are sufficient to meet the City's debt service requirements each year.

$57,256,746

$5,170,203 (9.93% vs. 2022 year)

The majority of the city's annual debt service and overall debt will be repaid from the city's enterprise funds and recovered through rates charged to users of the service. The Fiscal Year 2022-2023 debt service for the enterprise funds is $39,751,326.

The Fiscal Year 2022-2023 debt service for the governmental funds is $17,505,420. The debt service for the governmental funds will be repaid through the city's debt rate of its property tax rate.

Debt by Fund

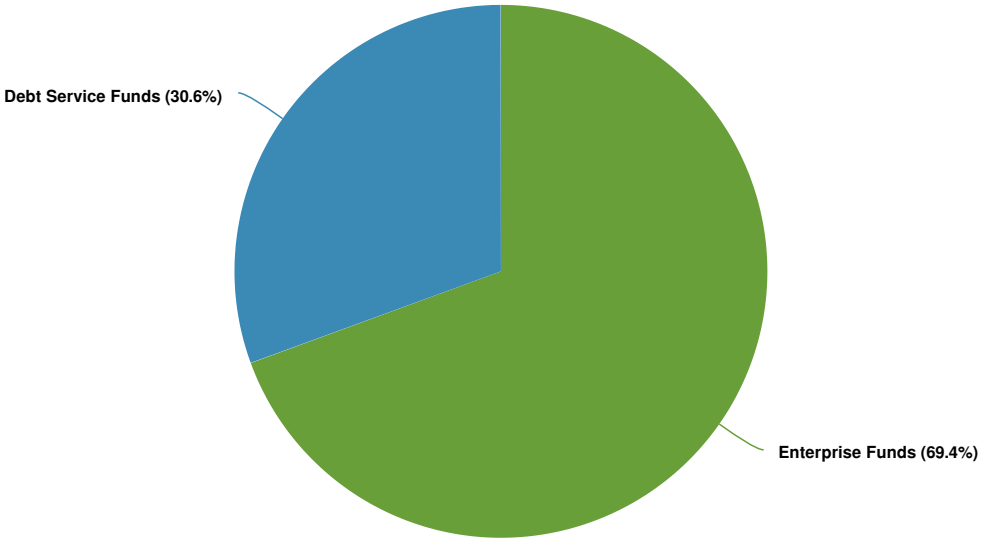

	FY2022	FY2023	FY2024	FY2025	FY2026	FY2027	FY2028	% Change	$ Change
All Funds	**Actual**	**Actual**	**Actual**	**Actual**	**Actual**	**Actual**	**Actual**	**FY2022 vs FY2023**	**FY2022 vs FY2023**
Enterprise Funds	$37,015,114	$39,751,326	$39,070,389	$36,800,045	$34,675,924	$34,466,590	$34,281,853	7.4%	$2,736,212
Debt Service Funds	$15,071,429	$17,505,420	$16,586,519	$16,414,156	$16,195,919	$16,013,869	$13,075,619	16.1%	$2,433,991
Total All Funds:	**$52,086,543**	**$57,256,746**	**$55,656,908**	**$53,214,201**	**$50,871,843**	**$50,480,459**	**$47,357,472**	**9.9%**	**$5,170,203**

Enterprise Funds

Water, Wastewater, WMARSS, Solid Waste, and Drainage revenues support and pay for the Enterpise Funds debt obligations.

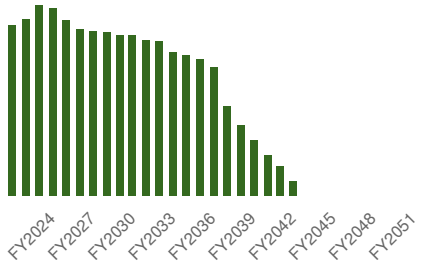

	FY2022	FY2023	FY2024	FY2025	FY2026	FY2027	FY2028	% Change	$ Change
Enterprise Funds	**Actual**	**Actual**	**Actual**	**Actual**	**Actual**	**Actual**	**Actual**	**FY2022 vs FY2023**	**FY2022 vs FY2023**
WATER DEBT SERVICE FUND	$20,135,619	$20,798,030	$20,794,685	$19,506,666	$17,690,045	$17,597,689	$17,791,906	3.3%	$662,411
WASTEWATER DEBT SERVICE FUND	$13,972,919	$13,822,555	$13,827,806	$13,131,881	$12,822,631	$12,711,881	$12,855,556	-1.1%	$-150,364
WMARSS DEBT SERVICE FUND	$1,486,840	$2,081,797	$2,082,219	$2,072,844	$2,076,469	$2,072,869	$2,075,594	40%	$594,957
SOLID WASTE DEBT SERVICE FUND	$1,419,736	$2,264,531	$1,583,679	$1,306,154	$1,304,379	$1,302,451	$775,597	59.5%	$844,795
DRAINAGE DEBT SERVICE FUND	$0	$784,413	$782,000	$782,500	$782,400	$781,700	$783,200	0%	$784,413
Total Enterprise Funds:	**$37,015,114**	**$39,751,326**	**$39,070,389**	**$36,800,045**	**$34,675,924**	**$34,466,590**	**$34,281,853**	**7.4%**	**$2,736,212**

Debt Service Funds

The Debt Service Funds are used to pay for bonds and obligations that have been issued to support governmental operations including for streets, parks, fire, police, municipal facilities, and improvements in TIF Zone 1.

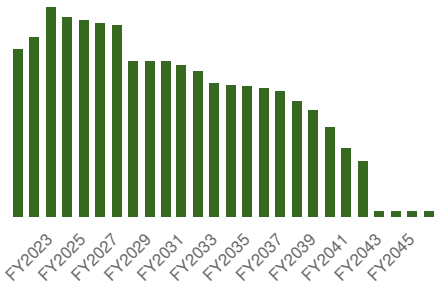

	FY2022	FY2023	FY2024	FY2025	FY2026	FY2027	FY2028	% Change	$ Change
Debt Service Funds	**Actual**	**Actual**	**Actual**	**Actual**	**Actual**	**Actual**	**Actual**	**FY2022 vs FY2023**	**FY2022 vs FY2023**
General Debt Service Fund	$15,071,429	$17,505,420	$16,586,519	$16,414,156	$16,195,919	$16,013,869	$12,293,519	16.1%	$2,433,991
TIF Debt Service Fund	$0	$0	$0	$0	$0	$0	$782,100	0%	$0
Total Debt Service Funds:	**$15,071,429**	**$17,505,420**	**$16,586,519**	**$16,414,156**	**$16,195,919**	**$16,013,869**	**$13,075,619**	**16.1%**	**$2,433,991**

Debt Snapshot

$57,256,746

$5,170,203 (9.93% vs. 2022 year)

Debt by Type

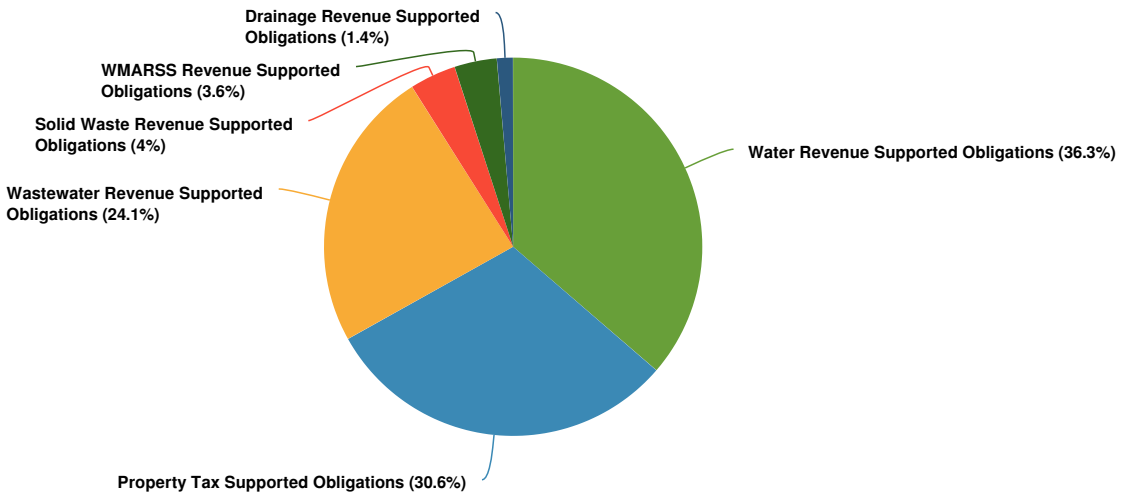

	FY2022	FY2023	FY2024	FY2025	FY2026	FY2027	FY2028	% Change	$ Change
Debt	**Actual**	**Actual**	**Actual**	**Actual**	**Actual**	**Actual**	**Actual**	**FY2022 vs FY2023**	**FY2022 vs FY2023**
Property Tax Supported Obligations	$15,071,429	$17,505,420	$16,586,519	$16,414,156	$16,195,919	$16,013,869	$12,293,519	16.1%	$2,433,991
Wastewater Revenue Supported Obligations	$13,972,919	$13,822,555	$13,827,806	$13,131,881	$12,822,631	$12,711,881	$12,855,556	-1.1%	$-150,364
WMARSS Revenue Supported Obligations	$1,486,840	$2,081,797	$2,082,219	$2,072,844	$2,076,469	$2,072,869	$2,075,594	40%	$594,957
Water Revenue Supported Obligations	$20,135,619	$20,798,030	$20,794,685	$19,506,666	$17,690,045	$17,597,689	$17,791,906	3.3%	$662,411
Solid Waste Revenue Supported Obligations	$1,419,736	$2,264,531	$1,583,679	$1,306,154	$1,304,379	$1,302,451	$775,597	59.5%	$844,795
Tax Increment Financing Supported Obligations	$0	$0	$0	$0	$0	$0	$782,100	0%	$0
Drainage Revenue Supported Obligations	$0	$784,413	$782,000	$782,500	$782,400	$781,700	$783,200	0%	$784,413
Total Debt:	**$52,086,543**	**$57,256,746**	**$55,656,908**	**$53,214,201**	**$50,871,843**	**$50,480,459**	**$47,357,472**	**9.9%**	**$5,170,203**

Property Tax Supported Obligations

Property Tax supported obligations are used to fund capital improvements for police, fire, parks and recreation and public works, including streets and traffic signals.

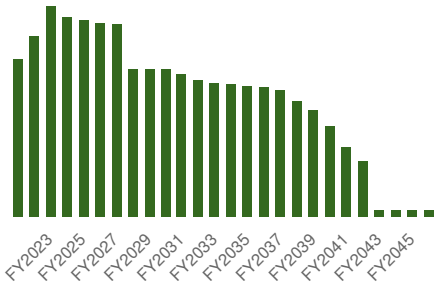

	FY2022	FY2023	FY2024	FY2025	FY2026	FY2027	FY2028	% Change	$ Change
Property Tax Supported Obligations	**Actual**	**Actual**	**Actual**	**Actual**	**Actual**	**Actual**	**Actual**	**FY2022 vs FY2023**	**FY2022 vs FY2023**
Property Tax Supported Obligations	$15,071,429	$17,505,420	$16,586,519	$16,414,156	$16,195,919	$16,013,869	$12,293,519	16.1%	$2,433,991
Total Property Tax Supported Obligations:	**$15,071,429**	**$17,505,420**	**$16,586,519**	**$16,414,156**	**$16,195,919**	**$16,013,869**	**$12,293,519**	**16.1%**	**$2,433,991**

Wastewater Revenue Supported Obligations

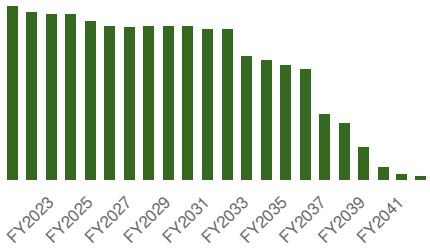

	FY2022	FY2023	FY2024	FY2025	FY2026	FY2027	FY2028	% Change	$ Change
Wastewater Revenue Supported Obligations	**Actual**	**Actual**	**Actual**	**Actual**	**Actual**	**Actual**	**Actual**	**FY2022 vs FY2023**	**FY2022 vs FY2023**
Wastewater Revenue Supported Obligations	$13,972,919	$13,822,555	$13,827,806	$13,131,881	$12,822,631	$12,711,881	$12,855,556	-1.1%	$-150,364
Total Wastewater Revenue Supported Obligations:	**$13,972,919**	**$13,822,555**	**$13,827,806**	**$13,131,881**	**$12,822,631**	**$12,711,881**	**$12,855,556**	**-1.1%**	**$-150,364**

WMARSS Revenue Supported Obligations

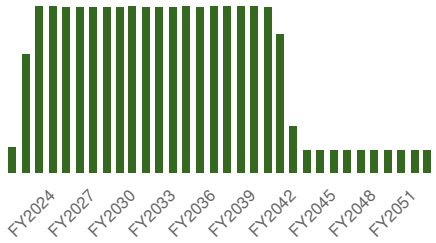

	FY2022	FY2023	FY2024	FY2025	FY2026	FY2027	FY2028	% Change	$ Change
WMARSS Revenue Supported Obligations	**Actual**	**Actual**	**Actual**	**Actual**	**Actual**	**Actual**	**Actual**	**FY2022 vs FY2023**	**FY2022 vs FY2023**
WMARSS Revenue Supported Obligations	$1,486,840	$2,081,797	$2,082,219	$2,072,844	$2,076,469	$2,072,869	$2,075,594	40%	$594,957
Total WMARSS Revenue Supported Obligations:	**$1,486,840**	**$2,081,797**	**$2,082,219**	**$2,072,844**	**$2,076,469**	**$2,072,869**	**$2,075,594**	**40%**	**$594,957**

Water Revenue Supported Obligations

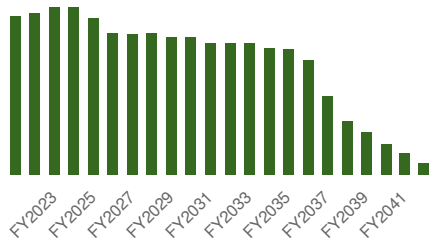

	FY2022	FY2023	FY2024	FY2025	FY2026	FY2027	FY2028	% Change	$ Change
Water Revenue Supported Obligations	**Actual**	**Actual**	**Actual**	**Actual**	**Actual**	**Actual**	**Actual**	**FY2022 vs FY2023**	**FY2022 vs FY2023**
Water Revenue Supported Obligations	$20,135,619	$20,798,030	$20,794,685	$19,506,666	$17,690,045	$17,597,689	$17,791,906	3.3%	$662,411
Total Water Revenue Supported Obligations:	**$20,135,619**	**$20,798,030**	**$20,794,685**	**$19,506,666**	**$17,690,045**	**$17,597,689**	**$17,791,906**	**3.3%**	**$662,411**

Solid Waste Revenue Supported Obligations

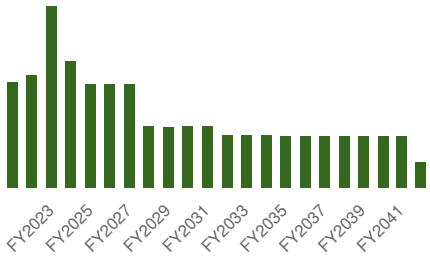

	FY2022	FY2023	FY2024	FY2025	FY2026	FY2027	FY2028	% Change	$ Change
Solid Waste Revenue Supported Obligations	**Actual**	**Actual**	**Actual**	**Actual**	**Actual**	**Actual**	**Actual**	**FY2022 vs FY2023**	**FY2022 vs FY2023**
Solid Waste Revenue Supported Obligations	$1,419,736	$2,264,531	$1,583,679	$1,306,154	$1,304,379	$1,302,451	$775,597	59.5%	$844,795
Total Solid Waste Revenue Supported Obligations:	**$1,419,736**	**$2,264,531**	**$1,583,679**	**$1,306,154**	**$1,304,379**	**$1,302,451**	**$775,597**	**59.5%**	**$844,795**

Tax Increment Financing Supported Obligations

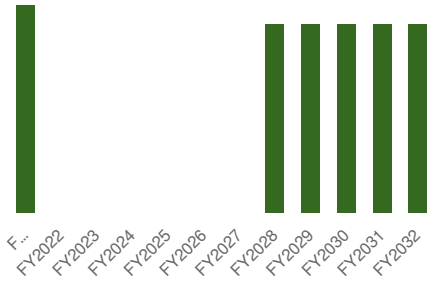

	FY2028	% Change	$ Change
Tax Increment Financing Supported Obligations	**Actual**	**FY2022 vs FY2023**	**FY2022 vs FY2023**
Tax Increment Financing Supported Obligations	$782,100	$0	$0
Total Tax Increment Financing Supported Obligations:	**$782,100**	**0%**	**$0**

Drainage Revenue Supported Obligations

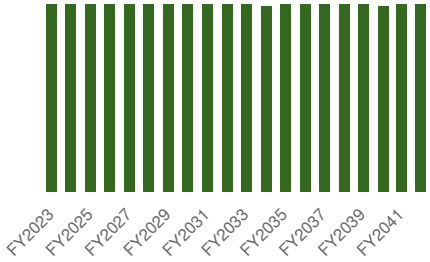

	FY2023	FY2024	FY2025	FY2026	FY2027	FY2028	% Change	$ Change
Drainage Revenue Supported Obligations	**Actual**	**Actual**	**Actual**	**Actual**	**Actual**	**Actual**	**FY2022 vs FY2023**	**FY2022 vs FY2023**
Drainage Revenue Supported Obligations	$784,413	$782,000	$782,500	$782,400	$781,700	$783,200	$0	$0
Total Drainage Revenue Supported Obligations:	**$784,413**	**$782,000**	**$782,500**	**$782,400**	**$781,700**	**$783,200**	**0%**	**$0**

CAPITAL IMPROVEMENTS

Capital Improvements: One-year Plan

Total Capital Requested

$215,354,900

56 Capital Improvement Projects

Total Funding Requested by Department

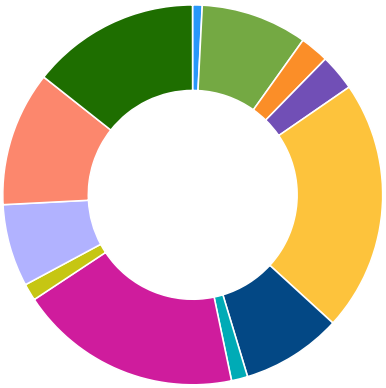

Airport Services (1%)	$1,726,500.00
Economic Development (9%)	$19,500,000.00
Engineering Services (2%)	$5,290,000.00
Fire Services (3%)	$6,655,000.00
Parks Services (21%)	$46,055,000.00
Solid Waste Department (9%)	$18,413,000.00
Stormwater Department (1%)	$3,000,000.00
Streets (19%)	$40,872,400.00
Traffic (1%)	$3,110,000.00
Waco Metro Area Sewer Sys (7%)	$15,140,000.00
Wastewater Department (11%)	$24,705,000.00
Water Department (14%)	$30,888,000.00
TOTAL	**$215,354,900.00**

Total Funding Requested by Source

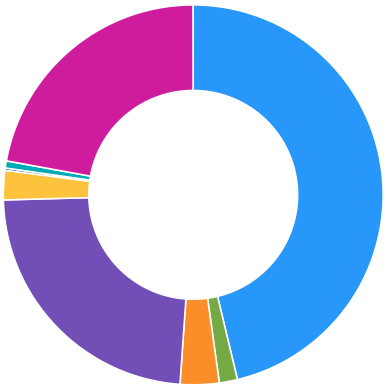

Enterprise System COs (46%)	$99,614,000.00
Enterprise System Revenues (2%)	$3,356,000.00
General Fund Cash (3%)	$7,120,000.00
General Fund COs (23%)	$50,500,000.00
Grants/ Donations (3%)	$5,389,900.00
Other (0%)	$425,000.00
Other Funding Sources (1%)	$1,300,000.00
TIF (22%)	$47,650,000.00
TOTAL	**$215,354,900.00**

Capital Costs Breakdown

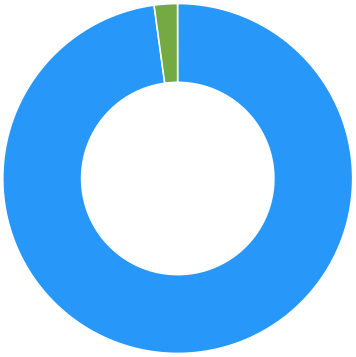

Capital Costs (98%)	$215,354,900.00
Operational Costs (2%)	$4,734,490.00
TOTAL	**$220,089,390.00**

Cost Savings & Revenue Breakdown



Cost Savings (100%)	$197,700.00
TOTAL	**$197,700.00**

Streets Requests

Itemized Requests for 2023

BSW Program - NEW Capacity Improvements (Chapel Road Widening) **$3,400,000**

The City of Waco's Capacity Improvement Program lists roadway improvements which would be eligible for funding through bond assignments. The projects to be included are designed to increase capacity in the City's roadway system based on...

BSW Program - Preservation (Good to Good) **$3,400,000**

The intent of the preservation strategy is to protect the existing pavement by sealing the surface of the existing asphalt and concrete streets. There are numerous preservation techniques available. These techniques are regularly being...

BSW Program - Reconstruction (Poor to Good) **$13,900,000**

Streets within the reconstruction strategy have typically reached a point of failure. These streets are typically 30 years old and older and have outlived their service life and the only strategy is to reconstruct them. Reconstruction is the...

BSW Program - Rehabilitation (Fair to Fair) **$13,800,000**

The intent of this rehabilitation strategy within the Better Streets Waco (BSW) Program is to provide for the asphalt overlays of the existing roadways within the City of Waco in accordance with the current City of Waco standards, terms and...

Cost Share / Economic Development Program **$1,000,000**

The City of Waco is responsible for 100% of all costs for transportation improvement projects in the jurisdictional boundaries of the city's public right-of-way, with the exception of additions proposed to be built and funded by the...

Neighborhood Improvement Program **$1,395,000**

The creation of a Neighborhood Improvement Program will provide funding to increase the quality of life for the residents of Waco. The program will focus on improving and/or adding sidewalks, improving or adding streetlights, and improving the...

TASA Federal Grant - Cedar Ridge Sidewalks **$423,000**

The construction project scope shall construct on and off road facilities for pedestrians and cyclists along 19th Street between Lake Shore Drive and Park Lake Drive. Concrete sidewalk widths no less than six feet wide and spanning more than 2,600...

TASA Federal Grant - Cesar Chavez Middle Safe Routes to School **$42,000**

The project shall construct 6 ft. wide reinforced concrete sidewalk and barrier free ramp improvements for approximately 3,136 linear feet along major streets (11th Street, 15th Street, and Clay Avenue). The project's goal is to provide...

TASA Federal Grant - Indian Spring Sidewalks **$105,000**

The project shall construct 6 ft. wide reinforced concrete sidewalk and barrier free ramp improvements for approximately 4,600 linear feet along major streets (Jefferson Avenue and 3rd Street). The primary project goal is to provide safe...

TASA Federal Grant - MKT East Waco Rails to Trails Connection **$3,122,400**

The project shall construct a 12 ft. wide reinforced concrete shared use trail for approximately 5,650 linear feet that can support safer mobility options for both pedestrians and cyclists. City planners have included the old East Waco MKT route...

Transportation Grant Matching / Citywide Safe Routes to School and Neighborhood Safety **$285,000**

Local match funding is required for most federal, state, and other leveraged transportation grants. This funding source can be used for existing grant funded projects or new grants.

Total: $40,872,400

Water Department Requests

Itemized Requests for 2023

DAF 72" Raw Water Intake **$6,416,000**

New Raw Water Line

Plant Improvements **$3,584,000**

Replace, rehabilitate, and improve overall operation at the Water Treatment Plant. This includes electrical, valves, basins, meters, pumps, motors, and safety.

Pump and Storage Improvements **$1,960,000**

Replace pumps and maintain water storages.

Water System Improvements **$14,000,000**

These funds are used for required large emergency repairs, easement/property acquisition and rehabilitation/replacement of infrastructure. Part of these funds are used to replace infrastructure in conjunction with the Street Program.

Water Transmission Improvements **$4,928,000**

This funding is used to improve the large water transmission lines. The first project in this category will be increasing line size in the water line from Mt. Carmel to Schroeder tower. Other projects include a redundant water line to...

Total: $30,888,000

Fire Services Requests

Itemized Requests for 2023

New Fire Engine Purchase **$675,000**

Purchase a new fire engine (pumper truck) for New Fire Station 15 at Ritchie Rd./Panther Way.

Proposed Fire Station 15 **$4,645,000**

Fire Station #15 is a proposed 8200 square foot facility with three engine bays, eight individual bedrooms and jack-n-jill bathrooms.

Replacement Fire Apparatus **$1,335,000**

This request is for the purchase of needed replacement fire apparatus. The requested vehicles include one (2) Replacement Fire Engines, one (1) Hazmat Truck, and three (3) Type VI Brush Trucks. The breakdown in estimated cost is listed...

Total: $6,655,000

Parks Services Requests

Itemized Requests for 2023

Challenger + Lake Air Little League Redevelopment **$2,910,000**

Redevelopment of the Lake Air Little League and Challenger Little League provides a more efficient layout on a single site, to create an improved, modern and accessible ball complex. The redevelopment takes place adjacent to the Cobbs Recycling...

Chapel Park Improvement Project **$120,000**

Continue the annual park redevelopment & enhancement program using the basic amenity standards established in the Parks, Recreation and Open Space Master Plan as a guideline. Typical projects include playgrounds, benches, picnic tables and...

Cotton Palace Park Redevelopment **$750,000**

Cotton Palace Park is a vital neighborhood park in Waco's city center that is overdue for much needed reinvestment. Master planning to highlight the park's deep vibrant history, to ensure strategic partnership, and to prepare...

Eastern Little League Improvement Project **$425,000**

Project to improve baseball/softball access, capacity, and amenities for community use at Eastern Little League Park.

Floyd Casey (Hart Patterson Track) Redevelopment **$10,000,000**

Project to maximize recreation value and trail connectivity to this former Baylor site through redevelopment. Parks and recreation amenities, wider connectivity, and neighborhood accessibility are key aspects of essential public infrastructure...

New China Spring Park **$2,250,000**

Land for community park development in Waco's under-served areas is a high priority that was identified in the 2017 Parks, Recreation, and Open Space Master Plan. Among these areas of need, one of the most significantly under-served is the...

New Dean Highlands Park (Multi-Departmental Campus) **$350,000**

Land for neighborhood park development (~3-15 acres) in Waco's under-served areas is a high priority that was identified in the 2017 Parks, Recreation, and Open Space Master Plan. Among these areas of need, the Dean Highlands neighborhood is...

New Trail-Park at Chapel Ridge **$850,000**

The project provides necessary design and development to establish ± 6 acre regional retention pond as a community-scale recreation feature. Improvements include a paved and lighted trail loop, green open space, parking, shaded picnic...

Parkland Acquisition and Pavement Management Program **$1,000,000**

FY 23 funds are requested to support efforts to close gaps in public access and expand existing parkland where appropriate. The intent of this program is to provide replacement, asphalt mill and overlay, or sealant...

Riverwalk Redevelopment **$27,400,000**

$16.5 million for design of Riverwalk improvements from Franklin Ave. to Baylor's Umphrey Bridge with estimated construction funding for Phase 1 (Clay to Umphrey). Work will include: raising the walk out of the floodplain, green space/event...

Total: $46,055,000

Solid Waste Department Requests

Itemized Requests for 2023

MSW 2400 Landfill **$4,200,000**

New landfill planning and construction due to the current landfill approaching capacity. A new disposal site must be created and constructed. Project includes all services surrounding the purchase, permitting, design, and...

MSW 948A Landfill Cell 3 Expansion **$615,000**

Project to increase air space at MSW 948A to allow for an additional 90-120 days of landfill operations before reaching full capacity. Removal of existing gas and lateral lines, utilizing the space and reinstalling necessary gas lines.

MSW 948A Landfill Gas System Expansion **$316,000**

Project to continue the expansion and enhancement of the gas system at MSW 948A landfill.

MSW 948A Plant Equipment Removal **$150,000**

Remove equipment from an abandoned gas plant facility located at the MSW 948A landfill in order to have the Type 9 Air Permit #48007 revoked which was operated by a third party.

Replacement Equipment **$2,500,000**

Replacement equipment for FY2023 consists of residential and commercial collection trucks as well as support vehicles.

Solid Waste Security System **$82,000**

Project to install and/or replace non-working security camera systems at Cobbs Recycling Center, MSW 948A Landfill, and Solid Waste's Schroeder Drive locations.

Transfer Station **$10,550,000**

Construct and operate a transfer station to efficiently relocate refuse material from Waco to the MSW 2400 Landfill. The project includes all services surrounding the purchase, permitting, design, and construction of the transfer...

Total: $18,413,000

Stormwater Department Requests

Itemized Requests for 2023

Creek Flood Improvements **$2,000,000**

Prior to the adoption of FEMA regulatory floodplains in the mid-1970s, structures were allowed to be built in areas that might be prone to flooding. With development, these flood-prone areas tended expand, putting more structures at risk. With the...

Local Flood Improvements **$1,000,000**

The City of Waco has a large investment in its drainage infrastructure, over $750 million. However, much of that system is aging and subject to failure, creating localized flooding problems. Many of these flooding problems, and potential problems,...

Total: $3,000,000

Traffic Requests

Itemized Requests for 2023

IH 35 Bridge Lighting Repair and Upgrade **$750,000**

The existing lighting system on the IH 35 Brazos river Bridge needs repair and upgrades. Replace existing flood fixtures for cables with modern direct view LEDs attached to the cables for better visibility...

Matching Funds and Design Costs for TxDOT Highway Safety Improvement Grants **$2,360,000**

These projects are funded 90% or more by the 2021 TxDOT Highway Safety Improvement Program (HSIP) though Federal Funds. These projects were awarded and there is a need for City of Waco funding for up to 10% matching funds...

Total: $3,110,000

Engineering Services Requests

Itemized Requests for 2023

Bridge Maintenance Program **$1,500,000**

Federal regulations require periodic inspection of all bridge class structures 20' or longer. Every two years, TxDOT performs inspections and develops bridge inspection forms (BRINSAP) which indicate areas of necessary repairs or...

New Road Over UPRR Bridge Rehabilitation **$1,000,000**

The City of Waco's New Road bridge located between Franklin Avenue and Hyland Drive crosses three Union Pacific rail lines. It is a ten-span approximately 500' long concrete slab bridge built by TxDOT in the late 70's. The bridge...

Sanger Avenue Bridge Improvement **$590,000**

The Sanger Avenue Bridge Class Culvert crossing Waco Creek was originally constructed in 1968 to carry vehicular and pedestrian traffic. Inspection of the Sanger Avenue Bridge identified areas critically impacted by erosion. The fast-flowing water...

Speegleville Bridge over Middle Bosque River **$2,200,000**

Speegleville Road provides a direct connection from State Highway 6 to US Highway 84. The City of Waco, McLennan County and TxDOT have all recently completed roadway projects to improve the road. The existing Middle Bosque Bridge is currently...

Total: $5,290,000

Airport Services Requests

Itemized Requests for 2023

Airport Administration Office Modernization **$501,500**

This would include new carpets, wall covering, light fixtures and possibly recreating of office space needed for staffing growth. CPI increase of 18% has been added.

Improve Airport Drainage (WHA Mitigation), Phase 1 (Construction) **$1,225,000**

This project will improve storm water movement to remove an attractant for nuisance wildlife.

Total: $1,726,500

Waco Metro Area Sewer Sys Requests

Itemized Requests for 2023

WMARSS Bull Hide Creek Wastewater Treatment Plant Expansion	**$2,000,000**
Expand Bull Hide Creek Wastwater Treatment Plant.	
WMARSS Central Plant Improvements	**$7,840,000**
Funds will be utilized to complete electrical upgrades, rehabilitate and add an additional digester, heat exchangers, additional pump at main lift station, sludge lagoon improvements, and gas scrubbers.	
WMARSS Dryer Building, Belt Press, Dryer	**$1,800,000**
Add an additional dryer building, belt press, and dryer.	
WMARSS North Interceptor	**$1,500,000**
Replace and improve deteriorating and undersized interceptors and lift stations.	
WMARSS USACE CAP Riverbank Erosion	**$2,000,000**
This project will provide gabion mattress, baskets or wall or other rock rip-rap structure on the bank of the Brazos River. This is a Continuing Authorities Program project with the United Stastes Army Corp of...	

Total: $15,140,000

Wastewater Department Requests

Itemized Requests for 2023

Interceptor & Lift Station Improvements	**$1,225,000**
Repair, Replace, Rehabilitate, lift stations and pumps.	
Wastewater Gateway to Flat Creek Interceptor	**$13,000,000**
This project will replace a 12" wastewater line with either a 30 - 36" line to Flat Creek Interceptor. There is a potential for part of this project to be funded via a developer's agreement.	
Wastewater System Improvements	**$7,480,000**
Replace, repair, rehabilitate sewer lines.	
Wastewater Treatment Plant	**$3,000,000**
Funds to construct a new wastewater treatment plant at either Haley Hill or the China Spring area as growth dictates.	

Total: $24,705,000

Economic Development Requests

Itemized Requests for 2023

Pavilion Parking Garage	**$19,500,000**

This project is for the acquisition of land and construction of a 435 space parking garage on University Parks as part of the Riverfront redevelopment in Downtown Waco.

Total: $19,500,000

Capital Improvements: Multi-year Plan

Total Capital Requested

$874,335,673

92 Capital Improvement Projects

Total Funding Requested by Department

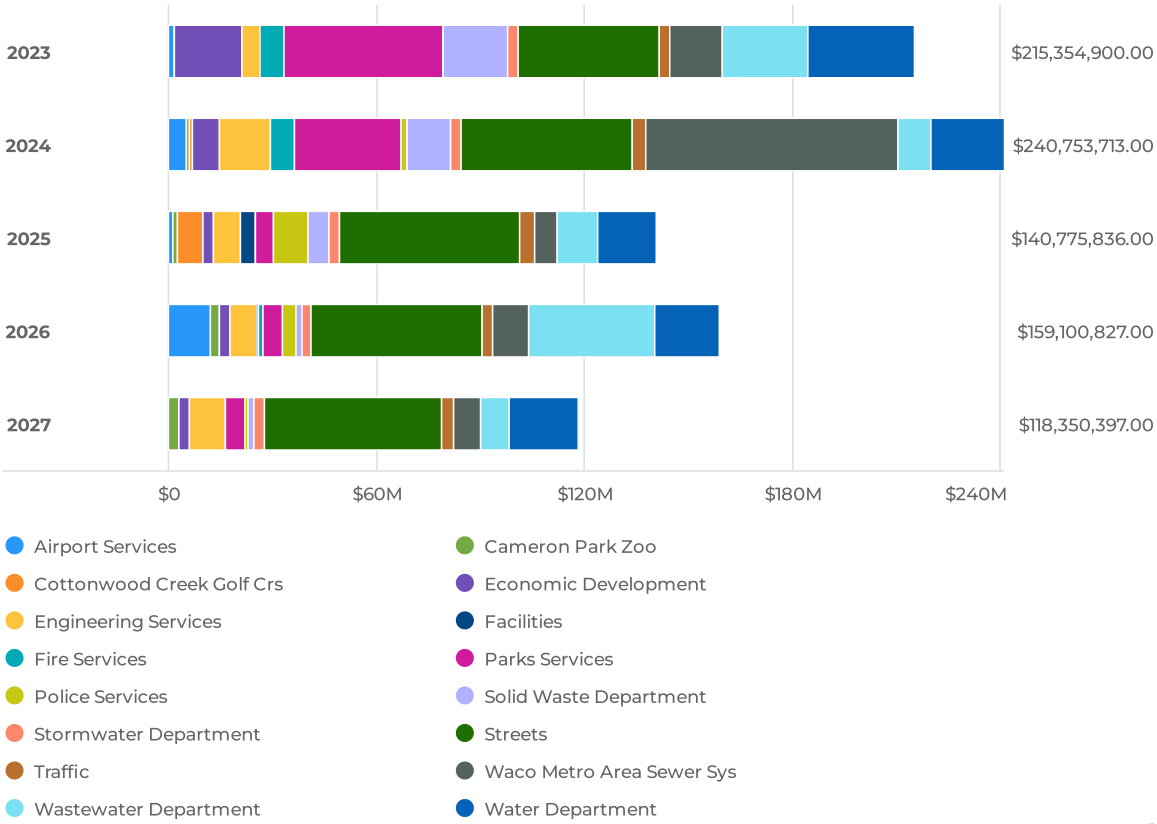

Total Funding Requested by Source

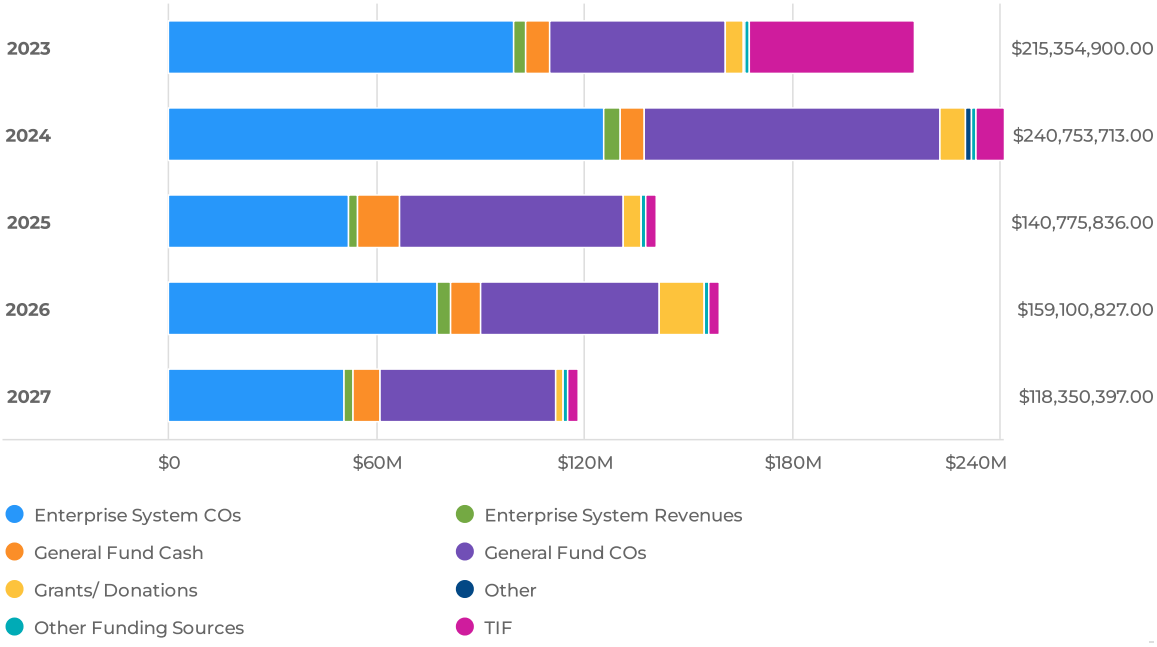

Capital Costs Breakdown

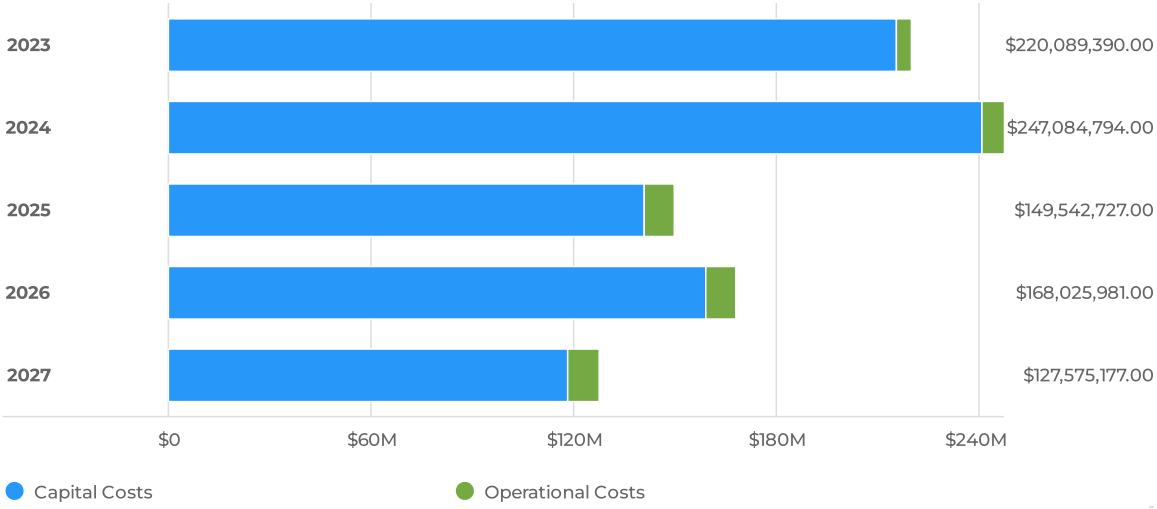

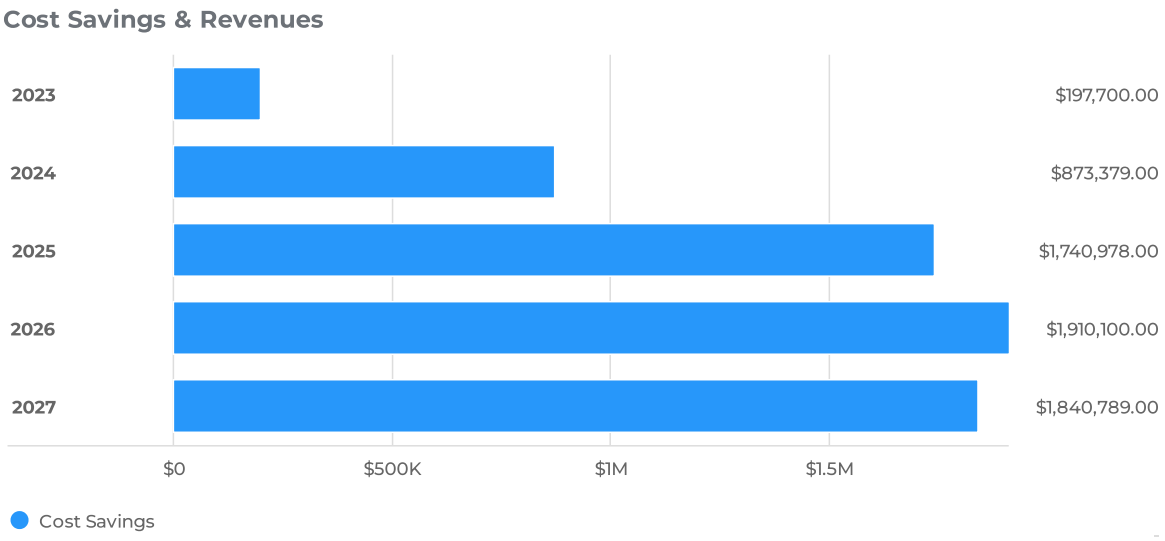
Cost Savings & Revenues
2023
2024
2025
2026
2027
$197,700.00
$873,379.00
$1,740,978.00
$1,910,100.00
$1,840,789.00
$0
$500K
$1M
$1.5M
Cost Savings

Streets Requests

Itemized Requests for 2023-2028

BSW Program - NEW Capacity Improvements (Chapel Road Widening) **$17,000,000**

The City of Waco's Capacity Improvement Program lists roadway improvements which would be eligible for funding through bond assignments. The projects to be included are designed to increase capacity in the City's roadway system based on...

BSW Program - Preservation (Good to Good) **$17,000,000**

The intent of the preservation strategy is to protect the existing pavement by sealing the surface of the existing asphalt and concrete streets. There are numerous preservation techniques available. These techniques are regularly being...

BSW Program - Reconstruction (Poor to Good) **$105,753,000**

Streets within the reconstruction strategy have typically reached a point of failure. These streets are typically 30 years old and older and have outlived their service life and the only strategy is to reconstruct them. Reconstruction is the...

BSW Program - Rehabilitation (Fair to Fair) **$76,700,000**

The intent of this rehabilitation strategy within the Better Streets Waco (BSW) Program is to provide for the asphalt overlays of the existing roadways within the City of Waco in accordance with the current City of Waco standards, terms and...

Cost Share / Economic Development Program **$9,000,000**

The City of Waco is responsible for 100% of all costs for transportation improvement projects in the jurisdictional boundaries of the city's public right-of-way, with the exception of additions proposed to be built and funded by the...

Interlocal Agreement McLennan County - Warren Road **$255,000**

An Interlocal Agreement between the City of Waco and McLennan County was executed on March 15, 2016. The purpose of the Agreement is to support the City of Waco entering into a License and Permit Agreement with the County which will allow the City...

Neighborhood Improvement Program **$5,395,000**

The creation of a Neighborhood Improvement Program will provide funding to increase the quality of life for the residents of Waco. The program will focus on improving and/or adding sidewalks, improving or adding streetlights, and improving the...

TASA Federal Grant - Cedar Ridge Sidewalks **$2,672,920**

The construction project scope shall construct on and off road facilities for pedestrians and cyclists along 19th Street between Lake Shore Drive and Park Lake Drive. Concrete sidewalk widths no less than six feet wide and spanning more than 2,600...

TASA Federal Grant - Cesar Chavez Middle Safe Routes to School **$2,126,660**

The project shall construct 6 ft. wide reinforced concrete sidewalk and barrier free ramp improvements for approximately 3,136 linear feet along major streets (11th Street, 15th Street, and Clay Avenue). The project's goal is to provide...

TASA Federal Grant - Indian Spring Sidewalks **$1,591,096**

The project shall construct 6 ft. wide reinforced concrete sidewalk and barrier free ramp improvements for approximately 4,600 linear feet along major streets (Jefferson Avenue and 3rd Street). The primary project goal is to provide safe...

TASA Federal Grant - MKT East Waco Rails to Trails Connection **$3,122,400**

The project shall construct a 12 ft. wide reinforced concrete shared use trail for approximately 5,650 linear feet that can support safer mobility options for both pedestrians and cyclists. City planners have included the old East Waco MKT route...

Transportation Grant Matching / Citywide Safe Routes to School and Neighborhood Safety **$2,085,000**

Local match funding is required for most federal, state, and other leveraged transportation grants. This funding source can be used for existing grant funded projects or new grants.

Total: $242,701,076

Cameron Park Zoo Requests

Itemized Requests for 2023-2028

Family Restrooms at Asian Forest and Penguin **$960,000**

Our facility currently has no restroom facilities to accommodate guests with small children of the opposite gender (i.e. a dad with small daughters). We also do not have current facilities to accommodate guests with special...

Gibbon Lake Repair **$1,300,000**

Gibbon lake currently has leaks which have been present for many years. A significant amount of water is lost annually to maintain the lake level. Numerous attempts have been made to repair the leaks in the lake bottom. However, all repairs that...

Grammy Nell's Playground renovation **$1,000,000**

This playground was opened in 1995. The company that created the playground and installed it is no longer in business. Due to the age of the equipment, we have been unable to find a company to do the necessary repairs. Some features of...

Jaguar Exhibit Expansion **$3,000,000**

The exhibit does not meet the current minimum standard for exhibit space as designated by the Association of Zoo and Aquariums Jaguar husbandry manual. It also lacks vertical space and visual barriers from the public. The current exhibit is...

Treetops Café, Restrooms, and Plaza Restrooms to Renovations **$850,000**

The remodeling of the Treetops Cafe front, Treetops restrooms, and the Plaza restrooms to meet ADA compliance for accessibility. These are original to the Cameron Park Zoo's construction in 1993 and are no longer within ADA compliance...

Total: $7,110,000

Water Department Requests

Itemized Requests for 2023-2028

DAF 72" Raw Water Intake **$6,416,000**

New Raw Water Line

Plant Improvements **$8,288,000**

Replace, rehabilitate, and improve overall operation at the Water Treatment Plant. This includes electrical, valves, basins, meters, pumps, motors, and safety.

Pump and Storage Improvements **$6,720,000**

Replace pumps and maintain water storages.

Water System Improvements **$55,880,000**

These funds are used for required large emergency repairs, easement/property acquisition and rehabilitation/replacement of infrastructure. Part of these funds are used to replace infrastructure in conjunction with the Street Program.

Water Transmission Improvements **$30,352,000**

This funding is used to improve the large water transmission lines. The first project in this category will be increasing line size in the water line from Mt. Carmel to Schroeder tower. Other projects include a redundant water line to...

Total: $107,656,000

Fire Services Requests

Itemized Requests for 2023-2028

City of Waco Command Vehicle **$1,450,000**

This is a 40 ft Spartan Gladiator Mobile Command Unit to be equipped with industry-standard technology.

Fire Station #4 Relocation **$5,100,000**

Move current fire station #4 from 1002 Speight Avenue to a proposed location on LaSalle Avenue. The station would be an 8200 square foot facility with three apparatus bays and modern living quarters such as individual bedrooms with Jack-n-...

New Fire Engine Purchase **$675,000**

Purchase a new fire engine (pumper truck) for New Fire Station 15 at Ritchie Rd./Panther Way.

Proposed Fire Station 15 **$4,645,000**

Fire Station #15 is a proposed 8200 square foot facility with three engine bays, eight individual bedrooms and jack-n-jill bathrooms.

Replacement Fire Apparatus **$3,060,000**

This request is for the purchase of needed replacement fire apparatus. The requested vehicles include one (2) Replacement Fire Engines, one (1) Hazmat Truck, and three (3) Type VI Brush Trucks. The breakdown in estimated cost is listed...

Total: $14,930,000

Parks Services Requests

Itemized Requests for 2023-2028

Challenger + Lake Air Little League Redevelopment **$2,910,000**

Redevelopment of the Lake Air Little League and Challenger Little League provides a more efficient layout on a single site, to create an improved, modern and accessible ball complex. The redevelopment takes place adjacent to the Cobbs Recycling...

Chapel Park Improvement Project **$920,000**

Continue the annual park redevelopment & enhancement program using the basic amenity standards established in the Parks, Recreation and Open Space Master Plan as a guideline. Typical projects include playgrounds, benches, picnic tables and...

Cotton Palace Park Redevelopment **$8,250,000**

Cotton Palace Park is a vital neighborhood park in Waco's city center that is overdue for much needed reinvestment. Master planning to highlight the park's deep vibrant history, to ensure strategic partnership, and to prepare...

Eastern Little League Improvement Project **$2,425,000**

Project to improve baseball/softball access, capacity, and amenities for community use at Eastern Little League Park.

Floyd Casey (Hart Patterson Track) Redevelopment **$22,500,000**

Project to maximize recreation value and trail connectivity to this former Baylor site through redevelopment. Parks and recreation amenities, wider connectivity, and neighborhood accessibility are key aspects of essential public infrastructure...

Metropolitan Trails Program **$9,000,000**

Master planning efforts funded in FY21 identify strong public support for ongoing trail corridor development, connecting neighborhoods and urban areas to the network of existing attractions and amenities. There is strong opportunity for trail...

New China Spring Park **$2,250,000**

Land for community park development in Waco's under-served areas is a high priority that was identified in the 2017 Parks, Recreation, and Open Space Master Plan. Among these areas of need, one of the most significantly under-served is the...

New Dean Highlands Park (Multi-Departmental Campus) **$2,450,000**

Land for neighborhood park development (~3-15 acres) in Waco's under-served areas is a high priority that was identified in the 2017 Parks, Recreation, and Open Space Master Plan. Among these areas of need, the Dean Highlands neighborhood is...

New Trail-Park at Chapel Ridge **$5,600,000**

The project provides necessary design and development to establish ± 6 acre regional retention pond as a community-scale recreation feature. Improvements include a paved and lighted trail loop, green open space, parking, shaded picnic...

New Trail-Park on Flat Creek **$600,000**

Project to establish trailhead and soft surface trails in the Flat Creek corridor. Improvements include signage, trailhead lighting, beginner walking/biking trail loop, connectivity to more advanced rustic hiking and biking trails.

Parkland Acquisition and Pavement Management Program **$9,000,000**

FY 23 funds are requested to support efforts to close gaps in public access and expand existing parkland where appropriate. The intent of this program is to provide replacement, asphalt mill and overlay, or sealant...

Riverwalk Redevelopment **$27,400,000**

$16.5 million for design of Riverwalk improvements from Franklin Ave. to Baylor's Umphrey Bridge with estimated construction funding for Phase 1 (Clay to Umphrey). Work will include: raising the walk out of the floodplain, green space/event...

Total: $93,305,000

Police Services Requests

Itemized Requests for 2023-2028

Firing Range Training Facility **$4,302,729**

A new Police training facility to include an office and classrooms to replace an existing structure located at 7805 Steinbeck Bend Road. This project would include additional, larger restrooms, meetings and storage space, demolition, and site...

New Police Department Crime Lab & Property Room Building **$7,000,000**

Construction of a new Crime Scene Facility and Property Room. With requested space of 20,000 square feet, the new facility would increase space for both facilities and would include a large storage area, a vehicle bay area with a small...

Police Services Firing Range Bullet Trap System **$897,194**

Installation at the Police Firing Range, of a direct containment bullet recovery trap system, with a circular deceleration chamber that allows the spent bullet to drop into a container for recycling.

Police Tower Floors 6 & 7 Finishout **$4,000,000**

Finish out of Tower floors six and seven to complete the renovation of the Police Department offices which began in 2013. Demolition of these floors was completed in 2019.

Total: $16,199,923

Solid Waste Department Requests

Itemized Requests for 2023-2028

MSW 2400 Landfill **$17,400,000**

New landfill planning and construction due to the current landfill approaching capacity. A new disposal site must be created and constructed. Project includes all services surrounding the purchase, permitting, design, and...

MSW 948A Landfill Cell 3 Expansion **$615,000**

Project to increase air space at MSW 948A to allow for an additional 90-120 days of landfill operations before reaching full capacity. Removal of existing gas and lateral lines, utilizing the space and reinstalling necessary gas lines.

MSW 948A Landfill Gas System Expansion **$1,400,000**

Project to continue the expansion and enhancement of the gas system at MSW 948A landfill.

MSW 948A Plant Equipment Removal **$150,000**

Remove equipment from an abandoned gas plant facility located at the MSW 948A landfill in order to have the Type 9 Air Permit #48007 revoked which was operated by a third party.

Replacement Equipment **$10,000,000**

Replacement equipment for FY2023 consists of residential and commercial collection trucks as well as support vehicles.

Solid Waste Security System **$82,000**

Project to install and/or replace non-working security camera systems at Cobbs Recycling Center, MSW 948A Landfill, and Solid Waste's Schroeder Drive locations.

Transfer Station **$10,550,000**

Construct and operate a transfer station to efficiently relocate refuse material from Waco to the MSW 2400 Landfill. The project includes all services surrounding the purchase, permitting, design, and construction of the transfer...

Total: $40,197,000

Facilities Requests

Itemized Requests for 2023-2028

City Hall Elevator Modernization	**$325,000**
Modernization of City Hall Elevator Controls Equipment	
City Hall Exterior Renovation	**$3,800,000**
City Hall Exterior Restoration	
Health Building Roof Replacement	**$145,000**
Replacement or overlay of Health Building Roof with TPO or PVC roofing	
Health Elevator Modernization	**$56,000**
Modernization of the elevator cab including new panels, fixtures, and ceiling replacement.	
Texas Ranger Museum Shingle Roof Replacement	**$520,000**
Replace existing shingle roofs at Texas Ranger Museum with Metal Roofing	

Total: $4,846,000

Stormwater Department Requests

Itemized Requests for 2023-2028

Creek Flood Improvements	**$10,000,000**
Prior to the adoption of FEMA regulatory floodplains in the mid-1970s, structures were allowed to be built in areas that might be prone to flooding. With development, these flood-prone areas tended expand, putting more structures at risk. With the...	
Local Flood Improvements	**$5,000,000**
The City of Waco has a large investment in its drainage infrastructure, over $750 million. However, much of that system is aging and subject to failure, creating localized flooding problems. Many of these flooding problems, and potential problems,...	

Total: $15,000,000

Traffic Requests

Itemized Requests for 2023-2028

IH 35 Bridge Lighting Repair and Upgrade **$750,000**

The existing lighting system on the IH 35 Brazos river Bridge needs repair and upgrades. Replace existing flood fixtures for cables with modern direct view LEDs attached to the cables for better visibility...

Improve Traffic Signals at Colcord and 25th and 26th Sts **$586,500**

Improve Signals at Colcord Ave and 2th & 26th Sts Add Left Turn Lane and Flashing Yellow Arrow Left Turn Signals and Video Detection Add curb ramps, accessible pedestrian signals and pedestrian countdown timers

Matching Funds and Design Costs for TxDOT Highway Safety Improvement Grants **$13,020,000**

These projects are funded 90% or more by the 2021 TxDOT Highway Safety Improvement Program (HSIP) though Federal Funds. These projects were awarded and there is a need for City of Waco funding for up to 10% matching funds...

New Rd at Colcord Ave Improve Signal **$260,000**

Improve Signal at New Rd and Colcord Ave Install Left turn Lane and Left turn Signals Install curb ramps, accessible pedestrian buttons and pedestrian count down signals. Replace conduit, add video detection,...

New Traffic Signal at N River Crossing and Yankie Rd **$345,000**

Construct a New Traffic Signal at N River Crossing and Yankie Rd.

On-Call Traffic Signal Repair, Safety Improvements and Modernization **$1,590,000**

Upgrade existing traffic signals to improve safety, reliability, and efficiency for the traveling public. Bring existing traffic signals to the Texas and Federal Manual of Uniform Traffic Control Devices (MUTCD)...

Traffic Signal and ADA Improvements on Bosque Blvd (5 signals) **$1,300,000**

This project will add curb ramps, accessible pedestrian buttons, and pedestrian countdown timers at existing signals on Bosqe Blvd. The traffic signal at Bosque Blvd and 34th St needs new poles with longer mast arms to add left turn...

Total: $17,851,500

Engineering Services Requests

Itemized Requests for 2023-2028

12th Street Bridge over Primrose Creek Reconstruction **$4,520,000**

Originally built in 1961 as a slab (3 x 15ft span) bridge carrying 2-11ft roadway lanes over Primrose Creek, the 12th St Bridge was modified in 1972 to carry 4-11ft lanes over Primrose Creek. The TxDOT Bridge Inspection Reports comments include...

Bridge Maintenance Program **$7,500,000**

Federal regulations require periodic inspection of all bridge class structures 20' or longer. Every two years, TxDOT performs inspections and develops bridge inspection forms (BRINSAP) which indicate areas of necessary repairs or...

Herring Avenue Bridge Rehabilitation **$5,000,000**

Constructed in 1969 as twin continuous steel girder bridges, the Herring Avenue bridges spans 917 feet over the Brazos River. The Herring Bridge is an arterial road and an essential connection for vehicular traffic traveling between downtown Waco...

Historic Washington Bridge Structural Rehabilitation **$12,050,000**

The Washington Avenue Bridge is a 450' single span Pennsylvania through truss bridge that crosses over the Brazos River. The bridge was built in 1901 to parallel The Waco Suspension Bridge and offer an alternative connection from Downtown...

New Road Over UPRR Bridge Rehabilitation **$3,400,000**

The City of Waco's New Road bridge located between Franklin Avenue and Hyland Drive crosses three Union Pacific rail lines. It is a ten-span approximately 500' long concrete slab bridge built by TxDOT in the late 70's. The bridge...

Sanger Avenue Bridge Improvement **$590,000**

The Sanger Avenue Bridge Class Culvert crossing Waco Creek was originally constructed in 1968 to carry vehicular and pedestrian traffic. Inspection of the Sanger Avenue Bridge identified areas critically impacted by erosion. The fast-flowing water...

Speegleville Bridge over Middle Bosque River **$8,900,000**

Speegleville Road provides a direct connection from State Highway 6 to US Highway 84. The City of Waco, McLennan County and TxDOT have all recently completed roadway projects to improve the road. The existing Middle Bosque Bridge is currently...

Webster Avenue Bridge Replacement **$4,200,000**

Originally constructed as a 30 foot span masonry arch bridge carrying Webster Avenue (50ft roadway) over Waco Creek, the Webster Avenue Bridge was modified in 1961 to incorporate the emergency overflow segment of the Waco Creek Diversion Tunnel....

Total: $46,160,000

Airport Services Requests

Itemized Requests for 2023-2028

Airport Administration Office Modernization **$501,500**

This would include new carpets, wall covering, light fixtures and possibly recreating of office space needed for staffing growth. CPI increase of 18% has been added.

Extend Service Road **$206,500**

The service road extension project is a final component toward connecting the airport perimeter roadway. The service road extension is needed to fully integrate and gain the full and intended use of the airport perimeter road.

Improve Airport Drainage (WHA Mitigation), Phase 1 (Construction) **$1,225,000**

This project will improve storm water movement to remove an attractant for nuisance wildlife.

Reconstruct Apron (Phase III) **$3,949,460**

The airport has been implementing an ongoing program to reconstruct the aircraft terminal parking aprons in priority areas. The existing pavement is well beyond the conclusion of its service life. The Phase III Apron section consists...

Rehabilitate Runway 1/19 Design & Construction **$13,228,014**

Waco Regional Airport completed a comprehensive Pavement Management Program in 2019 in accordance with ASTM D5340-12 and FAA Advisory Circular 150/5380-7B. The final report dated September 2019 developed a comprehensive assessment of all...

Terminal Building Modernization-Phase II **$1,180,000**

Exterior updates on light fixtures and exterior features include the driveway awnings, facade, and patio for food and beverage space to compliment the newly renovated interior modernization.

Total: $20,290,474

Cottonwood Creek Golf Crs Requests

Itemized Requests for 2023-2028

Cottonwood Creek Drainage Improvements **$8,750,000**

Provide design for course layout and infrastructure modifications along Cottonwood Creek where it passes through the south side of the site. Course drainage features, bridges, and irrigation have all surpassed their useful lifespan...

Total: $8,750,000

Waco Metro Area Sewer Sys Requests

Itemized Requests for 2023-2028

WMARSS Bull Hide Creek Wastewater Treatment Plant Expansion	**$48,300,000**
Expand Bull Hide Creek Wastwater Treatment Plant.	
WMARSS Central Plant Improvements	**$25,200,000**
Funds will be utilized to complete electrical upgrades, rehabilitate and add an additional digester, heat exchangers, additional pump at main lift station, sludge lagoon improvements, and gas scrubbers.	
WMARSS Dryer Building, Belt Press, Dryer	**$17,200,000**
Add an additional dryer building, belt press, and dryer.	
WMARSS North Interceptor	**$12,473,128**
Replace and improve deteriorating and undersized interceptors and lift stations.	
WMARSS Pumps & Lift Stations	**$7,840,000**
Replace, repair, rehabilitate pumps, motors and lift stations.	
WMARSS USACE CAP Riverbank Erosion	**$2,000,000**
This project will provide gabion mattress, baskets or wall or other rock rip-rap structure on the bank of the Brazos River. This is a Continuing Authorities Program project with the United Stastes Army Corp of...	

Total: $113,013,128

Wastewater Department Requests

Itemized Requests for 2023-2028

Interceptor & Lift Station Improvements	**$4,374,000**
Repair, Replace, Rehabilitate, lift stations and pumps.	
Wastewater Gateway to Flat Creek Interceptor	**$13,000,000**
This project will replace a 12" wastewater line with either a 30 - 36" line to Flat Creek Interceptor. There is a potential for part of this project to be funded via a developer's agreement.	
Wastewater System Improvements	**$38,174,760**
Replace, repair, rehabilitate sewer lines.	
Wastewater Treatment Plant	**$34,500,000**
Funds to construct a new wastewater treatment plant at either Haley Hill or the China Spring area as growth dictates.	

Total: $90,048,760

Economic Development Requests

Itemized Requests for 2023-2028

Acquisition of Parking Spaces **$4,600,000**

This project is for the acquisition of 165 parking spaces in a private parking garage at the Northwest corner of Clay and University Parks.

Acquisition of Property **$12,176,812**

This project is for the acquisition of 4.87 acres of property as part of the Pavilion Project development. Payments for the land will be structured over five payments beginning in May 2024.

Pavilion Parking Garage **$19,500,000**

This project is for the acquisition of land and construction of a 435 space parking garage on University Parks as part of the Riverfront redevelopment in Downtown Waco.

Total: $36,276,812

APPENDICES

Financial Management Policy Statement

The City of Waco considers its goals, objectives and financial policy statements to be important integral parts of the budgetary process. The purpose of these policies is to ensure that financial resources are available to meet the present and future needs of the citizens of Waco. Specifically, this policy framework mandates the pursuit of the following fiscal objectives:

I. Revenues

Design, maintain and administer a revenue system that will assure a reliable, equitable, diversified and sufficient revenue stream to support desired City services.

II. Expenditures

Identify priority services, establish and define appropriate service levels and administer the expenditure of available resources to assure fiscal stability and the effective and efficient delivery of services.

III. Fund Balance/Working Capital/ Net Position

Maintain the fund balance, working capital and net position of the various operating funds at levels sufficient to protect the City's credit worthiness as well as its financial position for emergencies. Working capital is calculated as: current assets minus current liabilities.

IV. Capital Expenditures and Improvements

Annually review and monitor the condition of the City's capital equipment and infrastructure, setting priorities for its replacement and renovation based on needs, funding alternatives and availability of resources.

V. Debt

Establish guidelines for debt financing that will provide needed capital equipment and infrastructure improvements while minimizing the impact of debt payments on current and future revenues.

VI. Investments

Invest the City's operating cash to ensure its safety, provide for necessary liquidity and optimize yield.

VII. Intergovernmental Relations

Coordinate efforts with other governmental agencies to achieve common policy objectives, share the cost of providing governmental services on an equitable basis and support appropriate favorable legislation at the state and federal level.

VIII. Grants

Aggressively investigate, pursue and effectively administer federal, state and foundation grants-in-aid, which address the City's current priorities and policy objectives.

IX. Economic Development

Initiate, encourage and participate in economic development efforts to create job opportunities and strengthen the local economy and tax base.

X. Fiscal Monitoring

Prepare and present reports for the current and multi-year periods that analyze, evaluate and forecast the City's financial performance and economic condition.

XI. Accounting, Auditing and Financial Reporting

Comply with prevailing federal, state and local statutes and regulations. Conform to Generally Accepted Accounting Principles (GAAP) as promulgated by the Governmental Accounting Standards Board (GASB), the American Institute of Certified Public Accountants (AICPA) and the Government Finance Officers Association (GFOA).

XII. Risk Management

Prevent and/or reduce the financial impact to the City due to claims and losses through prevention, transfer of liability and/or a program of self-insurance of the liability.

XIII. Operating Budget

Develop and maintain a balanced budget that presents a clear understanding of the goals of the City Council.

I. Revenues

The City shall use the following guidelines to design, maintain and administer a revenue system that will assure a reliable, equitable, diversified and sufficient revenue stream to support desired City services.

A. Balance and Diversification in Revenue Sources

The City shall strive to maintain a balanced and diversified revenue system to protect the City from fluctuations in any one source due to changes in economic conditions that adversely impact that source.

B. User Fees

For services that benefit specific users, where possible the City shall establish and collect fees to recover the cost of those services. Where feasible and desirable, the City shall seek to recover full direct and indirect costs. City staff shall review user fees on a regular basis to calculate their full cost recovery levels, to compare them to the current fee structure and to recommend adjustments where necessary.

C. Property Tax Revenues/Tax Rate

The City shall strive to reduce its reliance on property tax revenues by revenue diversification, implementation of user fees and economic development. The City shall also strive to minimize tax rate increases.

D. Utility/Enterprise Funds User Fees

Utility rates and enterprise funds user fees shall be set at levels sufficient to cover operating expenditures, meet debt obligations, provide additional funding for capital improvements and provide adequate levels of working capital and debt coverage. The City shall seek to eliminate all forms of subsidization to utility funds from the General Fund and seek to reduce General Fund support to other enterprise funds.

E. Administrative Services Charges

The City shall prepare a cost allocation plan annually to determine the administrative services charges due to the General Fund from enterprise funds for overhead and staff support. Where appropriate, the enterprise funds shall pay the General Fund for direct services rendered.

F. Revenue Estimates for Budgeting

In order to maintain a stable level of service, the City shall use a conservative, objective and analytical approach when preparing revenue estimates for current and multi-year periods. The process shall include analysis of probable economic changes and their impacts on revenues, historical collection rates and trends in revenues. This approach should reduce the likelihood of actual revenues falling short of budget estimates during the year and should avoid mid-year service reductions.

G. Revenue Collection and Administration

The City shall maintain high collection rates for all revenues by keeping the revenue system as simple as possible in order to facilitate payment. In addition, since a revenue should exceed the cost of producing it, the City shall strive to control and reduce administrative costs. The City shall pursue to the full extent allowed by state law all delinquent taxpayers and others overdue in payments to the City.

II. Expenditures

The City shall use the following guidelines to identify necessary services, establish appropriate service levels and administer the expenditure of available resources to assure fiscal stability and the effective and efficient delivery of services.

A. Current Funding Basis

The City shall operate on a current funding basis. Expenditures shall be budgeted and controlled so as not to exceed current revenues plus the planned use of fund balance accumulated through prior year savings.

B. Avoidance of Operating Deficits

The City shall take timely corrective action if at any time during the fiscal year expenditure and revenue re-estimates are such that an operating deficit is projected at year-end.

C. Maintenance of Capital Assets

Within the resources available each fiscal year, the City shall maintain capital assets and infrastructure at a sufficient level to protect the City's investment, to minimize future replacement and maintenance costs and to continue service levels.

D. Purchasing

The City shall make every effort to maximize any discounts offered by creditors/vendors. Vendors with balances due the city will have payments due the vendor offset against the amount due the city. The City will follow state law concerning the amount of the purchase requiring formal bidding procedures and approval by the City Council. For purchases where competitive bidding is not required, the City shall seek to obtain the most favorable terms and pricing possible. Every effort will be made to include minority and/or women owned business enterprises in the bidding process.

E. Funding for Outside Agencies from City Revenue

The City shall annually review non-grant funded requests from outside agencies and submit to City Council for consideration during the budget process. To monitor the internal control environment of the outside agencies, the following requirements are established based on level of funding each year:

1. Agencies receiving less than $5,000 annually will complete a questionnaire provided by the city to assess risk factors and internal controls. This completed questionnaire will be reviewed, approved by the Board, and recorded in the Board's minutes before it is submitted to the city.
2. Agencies receiving $5,000 to $19,999 annually will have an agreed upon procedures engagement completed by an independent certified public accountant. The city will provide the detail of procedures to be performed in this engagement.
3. Agencies receiving $20,000 or more annually will have a financial audit performed by an independent certified public accountant in accordance with U.S. generally accepted auditing standards. Any communications on internal control deficiencies, including the management letter, required by professional standards must be provided to the city. Also, any communications required by professional standards related to fraud or illegal acts must be provided to the city.

III. Fund Balance / Working Capital / Net Position

The City shall use the following guidelines to maintain the fund balance, working capital and net position of the various operating funds at levels sufficient to protect the City's creditworthiness as well as its financial position from unforeseeable emergencies.

A. General Fund Unassigned Fund Balance

The City shall strive to maintain the General Fund unassigned fund balance at 28 percent of current year budgeted revenues.

B. General Fund Assigned Fund Balance

The City Council, through adoption of these financial management policy statements, has authorized the City Manager or his/her designee and the Chief Financial Officer/Director of Finance to jointly designate or commit assigned fund balances without further City Council approval. It should be noted that this authority only gives the ability to designate future "intended" uses of fund balance that are
in excess of nonspendable, restricted, and committed amounts, and the
minimum required unassigned fund balance. It does not vest additional spending authority in the
City Manager or his/her designee or the Chief Financial Officer/Director of Finance.
Subsequent appropriations of fund balance would continue to require City Council
approval.

C. Other Operating Funds Unrestricted Net Position; Utility Working Capital

In other operating funds, the City shall strive to maintain a positive unrestricted net position to provide sufficient reserves for emergencies and revenue shortfalls. The minimum working capital in the Water, Wastewater (includes WMARSS), and Solid Waste Funds shall be 30% of annual revenues and 2% of the tangible capital assets of the fund as reported in the most recently audited Annual Comprehensive Financial Report (ACFR). The Drainage Fund shall also work to build working capital of 30% of annual revenues over the next five years and 2% of the tangible capital assets of the fund as reported in the most recently audited Annual Comprehensive Financial Report (ACFR).

d. Use of Fund Balance / Net Position

Fund Balance / Net Position shall be used only for emergencies, non-recurring expenditures, or major capital purchases that cannot be accommodated through current year savings. Should such use reduce the balance below the appropriate level set as the objective for that fund, recommendations will be made on how to restore it.

E. Net Position of Internal Service Funds

The City shall not regularly maintain positive unrestricted net position in internal service funds used to account for fleet and engineering operations. When one of these internal service funds builds up unrestricted net position, the City shall transfer it to other operating funds or adjust charges to other operating funds. For internal service funds used to account for risk management and employee health insurance, the City shall maintain a cash reserve in each fund sufficient to fund current liabilities, including but not limited to the unpaid estimated claims liability reported on the statement of net position, plus 20 percent of annual budgeted operating expenses. For internal service funds used to account for Information Technology excess unrestricted net position shall be used for future capital expenditures. Internal service funds used to account for Proprietary Fund Vehicle and Equipment Replacement shall accumulate resources for future capital expenditures and be funded based on the annual estimated depreciation expense for vehicles and equipment for the proprietary funds.

IV. Capital Expenditures and Improvements

A. Capital Expenditures and Improvements

The City shall annually review and monitor the condition of the City's capital equipment and infrastructure, setting priorities for its replacement and renovation based on needs, funding alternatives and availability of resources.

B. Capital Improvements Program

The City shall annually review the Capital Improvements Program (CIP), potential new projects and the current status of the City's infrastructure, replacement and renovation needs, updating the program as appropriate. All projects, ongoing and proposed, shall be prioritized based on an analysis of current needs and resource availability. For every project, all operation, maintenance and replacement expenditures shall be fully costed. The CIP shall also present the City's long-term borrowing plan, debt payment schedules and other debt outstanding or planned, including general obligation bonds, revenue bonds, certificates of obligation, and lease/purchase agreements.

C. Replacement of Capital Assets on a Regular Schedule

The City shall annually prepare a schedule for the replacement of its non-infrastructure capital assets. The City will include funding for capital equipment asset replacement in the annual operating budget to spread the cost of the replacement evenly over the life of the assets based on available funding and planned future replacements.

D. Capital Expenditure Financing

The City recognizes that there are several methods of financing capital requirements. It can budget the funds from current revenues; it can take the funds from fund balance/working capital/net position as allowed by the Fund Balance/Working Capital/Net Position Policy; it can utilize funds from grants and foundations, or it can borrow money through debt. The City shall annually identify non-debt funding sources for capital expenditures.

Debt financing includes general obligation bonds, revenue bonds, certificates of obligation, and lease/purchase agreements. Guidelines for assuming debt are set forth in the Debt Policy Statements.

V. Debt

The City shall use the following guidelines for debt financing which will provide needed capital equipment and infrastructure improvements while minimizing the impact of debt payments on current and future revenues.

A. Use of Debt Financing

Debt financing, including general obligation bonds, revenue bonds, certificates of obligation, and lease/ purchase agreements, shall only be used to purchase capital assets. The City will not issue debt with adjustable rates of interest. Only traditional types of debt financing (general obligation bonds, revenue bonds, certificates of obligation, and lease/purchase agreements) will be utilized by the City. Debt should only be issued for capital projects that, by their character, are for essential core service projects. Property tax revenues and/or utility revenue pledges are the only acceptable types of funding for debt financing. The use of derivatives related to debt, such as interest rate swaps, are not permitted.

B. Amortization of Debt

The City shall structure new debt issue payment schedules to keep tax and utility rate increases for debt to a minimum. Debt payments should be structured to provide that capital assets, which are funded by the debt, have a longer life than the debt associated with those assets. Debt issues with deferred interest will require express approval by the Council of the deferred interest feature. Debt payment schedules must include the deferred interest in future debt service requirements. Debt issues with deferred interest, including capital appreciation bonds that rely on projected increases in property tax revenues for repayment are prohibited.

C. Affordability Targets

The City shall use an objective analytical approach to determine whether it can afford to assume new debt beyond the amount it retires each year or that will require additional debt service beyond the current annual amount. This process shall compare generally accepted standards of affordability to the current values for the City. These standards shall include debt per capita, debt as a percent of taxable value, debt service payments as a percent of current revenues and current expenditures and the level of overlapping net debt of all local taxing jurisdictions. For debt issues supported by the utility funds (Water, Wastewater, Drainage, and Solid Waste), the City will strive to maintain a net revenue coverage ratio of 1.10 times. The process shall also examine the direct costs and benefits of the proposed expenditures as determined in the City's annual update of the Capital Improvements Program. The decision on whether or not to assume new debt shall be based on these costs and benefits and on the City's ability to "afford" new debt as determined by the aforementioned standards. The City shall use cities with similar bond ratings for debt ratio benchmarks.

D. Sale Process

The City shall use a competitive bidding process in the sale of debt unless the nature of the issue warrants a negotiated bid.

E. Rating Agencies Presentations

Full disclosure of operations and open lines of communication shall be made to the rating agencies. City staff, with assistance of financial advisors, shall prepare the necessary materials and presentation to the rating agencies.

F. Continuing Disclosure and Post-Issuance Compliance

The City is committed to continuing disclosure of financial and pertinent credit information relevant to the City's outstanding securities. The City will maintain and follow Post-Issuance Compliance Policy procedures to ensure that City tax-exempt bond financings remain in compliance with federal tax and other applicable requirements.

G. Debt Refunding

City staff and the financial advisor shall monitor the municipal bond market for opportunities to obtain interest savings by refunding outstanding debt.

VI. Investments

The City's available cash shall be invested according to the standard of prudence set forth in Section 2256.006 of the Texas Government Code. The following shall be the objectives of the City of Waco Investment Policy listed in their order of importance: preservation of capital and protection of investment principal, maintenance of sufficient liquidity to meet anticipated cash flows, diversification to avoid unreasonable market risks and attainment of a market value rate of return. The investment income derived from pooled investment accounts shall be allocated to contributing funds based upon the proportions of respective average balances relative to total pooled balances.

VII. Intergovernmental Relations

The City shall coordinate efforts with other governmental agencies to achieve common policy objectives, share the cost of providing government services on an equitable basis and support appropriate favorable legislation at the state and federal levels.

A. Interlocal Cooperation in Delivering Services

In order to promote the effective and efficient delivery of services, the City shall work with other local jurisdictions to share on an equitable basis the costs of services, to share facilities and to develop joint programs to improve service to its residents.

B. Legislative Program

The City shall cooperate with other jurisdictions to actively oppose any state or federal regulation or proposal that mandates additional City programs or services and does not provide the funding for implementation.

VIII. Grants

The City shall seek, apply for, obtain and effectively administer federal, state and foundation grants-in-aid that address the City's current and future priorities and policy objectives.

A. Grant Guidelines

The City shall seek, apply for and obtain those grants that are consistent with priority needs and objectives identified by Council.

B. Indirect Costs

The City shall recover indirect costs to the maximum amount allowed by the funding source. The City may waive or reduce indirect costs if doing so will significantly increase the effectiveness of the grant.

C. Grant Review

The City shall review all grant submittals for their cash or in-kind match requirements, their potential impact on the operating budget and the extent to which they meet the City's policy objectives. If there are cash match requirements, the source of funding shall be identified and approved prior to application. An annual report on the status of grant programs shall also be prepared.

D. Grant Program Termination

The City shall terminate grant-funded programs and associated positions as directed by the City Council when grant funds are no longer available unless alternate funding is identified.

IX. Economic Development

The City shall initiate, encourage and participate in economic development efforts to create job opportunities and strengthen the local economy and tax base.

A. Commitment to Expansion and Diversification

The City shall encourage and participate in economic development efforts to expand Waco's economy and tax base, to increase local employment and to invest when there is a defined specific long-term return. These efforts shall not only focus on new areas but on inner city areas, the Central Business District and other established sections of Waco where development can generate additional jobs and other economic benefits.

B. Tax Abatements

The City shall follow a tax abatement policy to encourage commercial and/or industrial growth and development throughout Waco. The City shall balance the long-term benefits of tax abatements with the short-term loss of tax revenues prior to the granting of the abatement. Factors considered in evaluating proposed abatements for development include the location of the project, its size, the number of temporary and permanent jobs created, the costs and benefits for the City and the impact on Waco's economy and other factors specified in the City's Guidelines for Tax Abatement.

C. Increase Non-Residential Share of Tax Base

The City's economic development program shall seek to expand the non-residential share of the tax base to decrease the tax burden on residential homeowners.

D. Coordinate Efforts with Other Jurisdictions

The City's economic development program shall encourage close cooperation with other local jurisdictions to promote the economic wellbeing of this area.

E. Use of Other Incentives

The City shall use enterprise zones as allowed by law and shall seek new sources to encourage business expansion. The City shall also coordinate with state and federal agencies on offering any incentive programs they may provide for potential economic expansion.

X. Fiscal Monitoring

Reports shall be prepared and presented on a regular basis to analyze, evaluate and forecast the City's financial performance and economic condition for the current year and for multi-years.

A. Financial Status and Performance Reports

Monthly reports shall be prepared comparing expenditures and revenues to current budget for fiscal year- to-date, and to prior year actual fiscal year-to-date. Budget highlight notes are also provided.

B. Five-Year Forecast of Revenues and Expenditures

A five-year forecast of revenues and expenditures, including a discussion of major trends affecting the City's financial position, shall be prepared. The forecast shall examine critical issues facing the City, economic conditions and the outlook for the upcoming budget year. The document shall incorporate elements of the International City Management Association financial trend monitoring system, providing further insight into the City's financial position and alerting the Council to potential problem areas requiring attention.

XI. Accounting, Auditing and Financial Reporting

The City shall comply with prevailing local, state and federal regulations. Its accounting practices and financial reporting shall conform to Generally Accepted Accounting Principles (GAAP) promulgated by the Governmental Accounting Standards Board (GASB), the American Institute of Certified Public Accountants (AICPA) and the Government Finance Officers Association (GFOA). The City Council shall select an independent firm of certified public accountants to perform an annual audit of all operations. The City shall continue to participate in the Government Finance Officers Association's Certificate of Achievement for Excellence in Financial Reporting program. The City shall comply with state regulations to report unclaimed property.

XII. Risk Management

The City will utilize a safety program, an employee health program and a risk management program to prevent and/or reduce the financial impact on the City from claims and losses. Transfer of liability for claims will be utilized where appropriate via transfer to other entities through insurance and/or by contract. Prevention of claims through the safety program and the employee health program will be employed. Liabilities will be self-insured where financially feasible.

XIII. Operating Budget

The City shall establish an operating budget, which shall link revenues and expenditures to the goals of the City Council. The operating budget shall also incorporate projections for a minimum of five (5) years. The City shall continue to participate in the Government Finance Officers Association's Distinguished Budget Presentation Award program.

These policies were adopted by the Waco City Council on September 7, 1993.
These policies were amended by the Waco City Council on November 2, 1999.
These policies were amended by the Waco City Council on May 4, 2004.
These policies were amended by the Waco City Council on April 21, 2009.
These policies were amended by the Waco City Council on March 22, 2011.
These policies were amended by the Waco City Council on November 1, 2011.
These policies were amended by the Waco City Council on September 6, 2013.
These policies were amended by the Waco City Council on August 19, 2014.
These policies were amended by the Waco City Council on January 7, 2020.
These policies were amended by the Waco City Council on September 1, 2020.
These policies were amended by the Waco City Council on August 31, 2021.
These policies were amended by the Waco City Council on August 30, 2022.

City of Waco, Texas

INVESTMENT POLICY

This Investment Policy of the City of Waco, Texas is written in compliance with Chapter 2256 of the Texas Statutes otherwise known as the Public Funds Investment Act (the Act). This Investment Policy has been adopted by the City Council of the City of Waco by resolution on September 21, 2021.

The provisions of this Investment Policy shall apply to all investable funds of the City of Waco: General Funds, Special Revenue Funds, Permanent Funds, Debt Service Funds, Capital Projects Funds (including bond proceeds), Enterprise Funds, Internal Service Funds and Agency Funds.

All excess cash, except for cash in certain restricted and special accounts, may be pooled for investment purposes. The investment income derived from the pooled investment account shall be allocated to the contributing funds based upon the proportion of the respective average balances relative to the total pooled balance. Investment income shall be distributed to the individual funds on a monthly basis.

The objectives of this Investment Policy in order of importance are:

- Preservation of capital and protection of investment principal.
- Maintenance of sufficient liquidity to meet anticipated cash flows.
- Diversification to avoid incurring unreasonable market risks.
- Attainment of a market value yield.

I. AUTHORIZED SECURITIES AND TRANSACTIONS

All investments of the City shall be made in accordance with the Act. This Investment Policy shall be reviewed and adopted by City Council not less than annually. Any revisions or extensions of the Act will not be authorized until this Investment Policy has been amended and adopted by the City Council.

The City has further restricted the statutorily authorized investment of funds to the following types of securities and transactions:

1. Obligations of the US Treasury with stated maturities not exceeding three years from the date of purchase. In addition, State and Local Government Series Securities (SLGS) purchased directly from the Treasury Department's Bureau of the Public Debt.
2. Other obligations of the U.S. government, including obligations fully guaranteed or insured by the Federal Deposit Insurance Corporation (FDIC) or by the explicit full-faith-and-credit of the United States.
3. Federal Agency Securities: Non-subordinated debt securities of US agencies and instrumentalities excluding all mortgage-backed securities, with stated maturities not exceeding three years from the date of purchase.
4. Repurchase Agreements and Flexible Repurchase Agreements: Collateralized by cash or non-subordinated debt of the U.S. Government, its agencies and instrumentalities including mortgage-backed securities and CMO passing the Federal Reserve *bank test,* issued by federal agencies. For the purpose of this section, the term collateral shall mean purchased/sold securities under the terms of the City's approved Master Repurchase Agreement. Further, for purposes of this section, the term "mortgage-backed securities" shall not include interest-only mortgage-backed securities, inverse, or principal-only mortgage-backed securities. The collateral shall maintain an original minimum market value including accrued interest of 102 percent of the dollar value of the transaction and the collateral maintenance level shall be 102 percent. Collateral shall be maintained in the City's name and held by a third-party custodian approved by the City. Collateral shall be marked-to-market on a daily basis. The maximum maturity for each repurchase agreement transaction shall be ninety (90) days except for bond proceeds which may be invested into flexible repurchase agreements with maturities not to exceed the expected construction draw schedule of the related bonds.
   Repurchase Agreements shall be entered into only with primary dealers or financial institutions doing business in the State of Texas. Financial institutions approved as Repurchase Agreement counterparties shall have a short-term credit rating of not less than A-1 or the equivalent and a long-term credit rating of not less than A- or the equivalent. Repurchase agreements may not be used as a sweep vehicle in a depository unless the underlying agreement confirms it as a buy-sell transaction.

5. Money Market Mutual Funds: SEC registered under the Investment Company Act of 1940 which (1) strive to maintain a daily net asset value of $1.00; (2) limit assets of the fund to securities authorized by the Act; (3) are in

compliance with Federal Securities Regulation 2a-7; and 4) have a rating of not less than AAAm by Standard and Poor's, Aaa by Moody's or AAA/V1+ by Fitch, or equivalent.

6. Depository Certificates of Deposit: issued by a depository institution having their main office or branch offices in Texas that are insured by the Federal Deposit Insurance Corporation (FDIC) or their successor. Depository certificates of deposit which exceed the FDIC insured amount shall be secured in accordance with Section IV of this policy. Maturities for Certificates of Deposit shall be limited to three years. This includes fully FDIC insured spread certificate of deposit program through the Promontory Network initiated through a Texas bank.
7. Local Government Investment Pools authorized under Section 2256.016 of the Texas Statutes which 1) have a daily net asset value of $1.00; 2) limit assets of the fund to securities authorized by the Act; 3) have a maximum stated maturity and weighted average maturity in accordance with Federal Securities Regulation 2a-7; and 4) have a rating of not less than AAAm by Standard and Poor's, Aaa by Moody's or AAA/V1+ by Fitch, or equivalent. Furthermore, authorized Local Government Investment Pools must comply with the disclosure and reporting requirements set forth in Section 2256.016, Authorized Investments: Investment Pools.
8. Fully insured or collateralized depository Interest bearing banking accounts of any bank in Texas to include fully FDIC insured money market account spread programs. .
9. General debt obligations of any US state, agency, city, county or other political sub-divisions of any US state rated as to investment quality by a nationally recognized investment rating agency firm not less than A or equivalent, with a stated maximum maturity of three years.

Any investment that requires a minimum rating under the Act or this Policy does not qualify as an authorized investment during the period the investment does not have the minimum rating. The City shall take all prudent measures that are consistent with this Investment Policy to liquidate an investment that does not have the minimum rating.

Any security donated to or received by the City which is not authorized as an investment may be maintained or liquidated but at maturity or liquidation proceeds must be invested in authorized investments.

The City recognizes that bond proceeds may, from time to time, be subject to the provisions of the Tax Reform Act of 1986, Federal Arbitrage Regulations, as amended. Due to the legal complexities of arbitrage law and the necessary immunization of yield levels to correspond to anticipated cash flow schedules, the reinvestment of such debt issuance may, upon the advice of Bond Counsel or financial advisors, deviate from the maturity limitation provisions of this Policy with approval of the City Council.

II. INVESTMENT DIVERSIFICATION AND LIQUIDITY

It is the intent of the City to diversify the investments within the portfolio to avoid incurring unreasonable risks inherent in over investing in specific instruments, individual financial institutions, or maturities. Nevertheless, the asset allocation in the portfolio should be flexible depending upon the outlook for the economy, the securities markets, and the City's anticipated cash flow needs

To the extent possible, investments shall be matched with anticipated cash flow requirements and known future liabilities. The City will not invest any funds in securities with a stated maturity more than three years from the date of purchase. The weighted average final maturity of the City's total portfolio shall at no time exceed one year with the calculation to include all portfolio securities, bank and savings account deposits and pool and money fund holdings. Bond proceeds will be invested in accordance with requirements of this policy, bond ordinances and the expected expenditure schedule of the proceeds.

As a general guideline and to prevent over-concentration of risk in one market sector, the following guidelines are established for diversification by market sector.

	% of Portolio
US Treasury Obligations	80%
US Government Obligations	60%
US Agencies/Instrumentalities	80%
Repurchase Agreement	40%

Flex Repo per bond issue	100%
Depository certificates of deposit	25%
Money Market Mutual Funds	40%
Bond proceeds	100%
Texas local government pools	50%
Bank accounts	40%
States, cities, counties, and political subdivisions	20%

III. SELECTION OF BROKERS/DEALERS

The City Council shall at least annually review, revise, and adopt a list of qualified broker/dealers that are authorized to engage in investment transactions with the City. Adoption of this Investment Policy shall also be considered as approval to conduct business with any broker/dealer on the Authorized Broker/Dealer List (Exhibit 1 of this Policy).

The City shall do business only with broker/dealers that have been individually evaluated. The City may authorize regional broker/dealer firms if it can be demonstrated that such firms are experienced in dealing with local governments in the state of Texas. If the City chooses to contract with an Investment Advisor pursuant to Section XII of this Investment Policy, the Investment Advisor shall evaluate and recommend to the City a pool of qualified brokers/dealers (Exhibit 1). If the City chooses to contract with an Investment Advisor pursuant to Section XII of this Investment Policy, the Advisor, not the broker/dealer, shall certify to be solely responsible for reading and abiding by the Investment Policy. As such, the Advisor shall sign the written certification statement on an annual basis and will assume full responsibility for deviations from Policy guidelines.

All broker/dealers will be sent a copy of this Investment Policy. If material changes are made to the Policy a copy will be sent to each broker/dealer. The City shall not enter into an investment transaction with a broker/dealer prior to sending a copy of the policy to that broker/dealer.

Any pool in which the City participates will be sent a copy of this Investment Policy and certify in writing that it has implemented reasonable procedures and controls in an effort to preclude investment transactions that are not authorized by this Investment Policy, except to the extent that this authorization is dependent on an analysis of the makeup of the City's entire portfolio or requires an interpretation of subjective investment standards. (Exhibit 2)

IV. SAFEKEEPING, CUSTODY AND BANKING SERVICES

At least every five years the City Council shall select one or more financial institutions to provide safekeeping, custodial and banking services for the City. A City approved safekeeping agreement shall be executed with each safekeeping or custodian bank prior to utilizing that bank's safekeeping/custodial services. To be eligible for designation as the City's safekeeping and/or custodian bank, and to provide banking services, a financial institution shall qualify as a depository of public funds in the State of Texas as defined in Chapter 105 of the Texas Statutes and provide a Bank Board or Bank Loan Committee resolution accepting the collateral terms of the City.

Demand and time deposits of the City shall be secured in accordance with Texas Government Code Chapter 2257. Specifically, City deposits may be secured by the following:

- A letter of credit (LOC) issued by the Federal Home Loan Bank (FHLB);
- An obligation that in the opinion of the Attorney General of the United States is a general obligation of the United States and backed by its full faith and credit;
- A general or special obligation issued by a public agency that is payable from taxes, revenues, or a combination of taxes and revenues;
- Any security in which a public entity may invest under Chapter 2256 of the Texas Government Code.
- A fixed or floating rate collateralized mortgage obligation (CMO) that has an expected weighted average life of 10 years or less and does not constitute a high-risk mortgage security; or
- A surety bond

Securities pledged to secure deposits of the City shall be deposited with an eligible third-party custodian described in Texas Government Code Chapter 2257 and approved by the City. The total market value of eligible securities pledged to secure deposits of the City shall not be less than 102% of the amount of the City's deposits increased by accrued interest and reduced by applicable federal depository insurance.

V. COMPETITIVE BIDDING

Each investment transaction shall be competitively transacted with broker/dealers who have been authorized by the City. It is the intent of the City that at least three broker/dealers shall be contacted for each transaction and their bid and offering prices shall be recorded.

If the City is offered a security for which there is no other readily available competitive offering, the Investment Officer will document quotations for comparable or alternative securities.

VI. DELIVERY OF SECURITIES

The purchase and sale of securities and repurchase agreement collateral transactions shall be settled on a delivery-versus-payment basis. It is the intent of the City that ownership of all securities be perfected in the name of the City on the records of the safekeeping bank. Sufficient evidence to title shall be consistent with modern investment, banking, and commercial practices.

All investment securities, except Certificates of Deposit, Money Market Funds, and Local Government Investment Pools, purchased by the City will be delivered by book entry and will be held in third-party safekeeping by a City approved custodian/safekeeping bank, its correspondent New York bank or its Depository Trust Company (DTC) participant account.

All Fed wireable book entry securities owned by the City shall be evidenced by a safekeeping receipt or a customer confirmation issued to the City by the custodian/safekeeping bank stating that the securities are held in the Federal Reserve system in a customer account for the custodian bank which will name the City as "customer."

All DTC eligible securities shall be held in the custodian bank's Depository Trust Company (DTC) participant account and the custodian/safekeeping bank shall issue a safekeeping receipt evidencing that the securities are held for the city as "customer."

VII. MONITORING

Market prices shall be obtained from independent sources such as investment broker/dealers, the Wall Street Journal, or other financial pricing services. These prices shall be obtained on a monthly basis and used for reporting purposes to calculate current market values on each security held. The price source will be maintained for audit purposes.

VIII. INVESTMENT STRATEGY STATEMENT

In order to minimize risk of loss due to interest rate fluctuations, investment maturities will not exceed the anticipated cash flow requirements of the funds. Investment guidelines by fund-type are as follows:

A. Combined and Operating Funds

Suitability - Any investment eligible in the Investment Policy is suitable for the Operating Funds.

Safety of Principal - All investments shall be of high credit quality securities with no perceived default risk.

Marketability - Securities with active and efficient secondary markets are necessary in the event of an unanticipated cash requirement.

Liquidity - The Combined Funds require short-term liquidity to meet anticipated and unanticipated liabilities. A liquidity buffer shall be maintained to enhance liquidity. Short-term investment pools, money market mutual funds, and repurchase agreements shall be utilized to the extent necessary to provide adequate liquidity.

Diversification - It is the intent of the City to diversify the investments within the portfolio to avoid incurring unreasonable risks inherent in over investing in specific instruments, individual financial institutions or maturities.

Yield - The investment portfolio shall be designed to attain a market value yield throughout budgetary and economic cycles, considering prevailing market conditions, risk constraints for eligible securities, and cash flow requirements. The portfolio's performance shall be compared to the yield on the six-month US Treasury Bill and the on-year U.S. Treasury Bill which most closely matches the portfolio's maximum weighted average maturity of one year.

B. Bond Proceeds/Capital Funds

Suitability - Any investment eligible in the Investment Policy is suitable for bond proceeds.

Safety of Principal - All investments shall be of high credit quality securities with no perceived default risk.

Marketability - Securities with active and efficient secondary markets are necessary in the event of an unanticipated cash requirement.

Liquidity - The City's funds used for construction and capital improvement programs have reasonably predictable draw down schedules. Therefore, investment maturities shall generally follow the anticipated cash flow requirements. Investment pools, money market funds, and repurchase agreements shall be used to provide readily available funds to meet anticipated cash flow needs. A flexible repurchase agreement may be utilized to aide liquidity needs.

Diversification - It is the intent of the City to diversify the investments within the portfolio to avoid incurring unreasonable risks inherent in over investing in specific instruments, individual financial institutions or maturities.

Yield - Achieving the best possible yield, consistent with risk and arbitrage limitations is the desired objective for bond proceeds.

IX. AUTHORITY TO INVEST

In accordance with state law, the Chief Financial Officer/Director of Finance, two Assistant Finance Directors, two Financial Supervisors, and one Senior Financial Analyst are hereby named as the Investment Officers with the responsibility to invest all funds including operating, bond, and other reserve funds.

A. Training: Each Investment Officer of the City shall attend at least one training session containing at least 10 hours of instruction from an authorized, independent source approved by City Council relating to the officer's responsibilities described herein within 12 months after assuming duties; and on a continuing basis shall attend an investment training session not less than once in a two-year period that begins on the first day of the fiscal year and consists of the two consecutive fiscal years after that date and receive not less than eight (8) hours of instruction relating to investment responsibilities from an independent source. Training must include education in investment controls, security risks, strategy risks, market risks, diversification of investment portfolio and compliance with the Texas Public Funds Investment Act. Authorized independent sources of investment training include the Texas Municipal League, the University of North Texas Center for Public Management, the Texas State University Center for Public Service, the Government Finance Officers Association, the Government Finance Officers Association of Texas, the Texas Association of Counties, the Texas Association of School Business Officials, the Government Treasurers Organization of Texas, and the Alliance of Texas Treasury Associations.
B. Establishment of Internal Controls: The Investment Officers shall develop written administrative procedures and internal controls, consistent with this Policy, for the operation of the City's investment program. Such procedures shall be designed to prevent losses of public funds arising from fraud, employee error, and misrepresentation by third parties, or imprudent actions by employees of the City.

X. PRUDENCE

The standard of prudence to be used by Investment Officers shall be Section 2256.006 of the Act which states: "Investments shall be made with judgment and care, under prevailing circumstances, that a person of prudence, discretion, and intelligence would exercise in the management of the person's own affairs, not for speculation, but for investment, considering the probable safety of capital and the probable income to be derived." Investment officers acting in accordance with written procedures and exercising due diligence shall be relieved of personal responsibility for an individual security's risk or market price changes, provided deviations from expectations are reported in a timely fashion and appropriate action is taken to control adverse developments.

The City's overall investment program shall be designed and managed with a degree of professionalism that is worthy of the public trust. The City recognizes that no investment is totally riskless and that the investment activities of the City are a matter of public record. Accordingly, the City recognizes that occasional measured losses are inevitable in a diversified portfolio and shall be considered within the context of the overall portfolio's return, provided that adequate diversification has been implemented and that the sale of a security is in the best long-term interest of the City.

XI. ETHICS

The designated Investment Officers shall act as custodians of the public trust avoiding any transaction which might involve a conflict of interest, the appearance of a conflict of interest, or any activity which might otherwise discourage public confidence. Investment Officers shall refrain from personal business activity that could conflict with proper execution of the investment program, or which could impair their ability to make impartial investment decisions. Additionally, all Investment Officers shall file a statement with the Texas Ethics Commission and with the City of Waco disclosing any personal business relationship with an entity, as defined by state law, seeking to sell investments to the City or any relationship within the second degree by affinity or consanguinity to an individual seeking to sell investments to the City which meet the conditions below. For purposes of disclosure to the City, an investment officer has a personal business relationship with a business organization if:

1. The investment officer owns 10 percent or more of the voting stock or shares of the business organization or owns $5,000 or more of the fair market value of the business organization,
2. Funds received by the investment officer from the business organization exceed 10 percent of the investment officer's gross income for the previous year, or
3. The investment officer has acquired from the business organization during the previous year investments with a book value of $2,500 or more for the personal account of the investment officer.

XII. INVESTMENT ADVISORS

The City Council may, at its discretion, contract with an investment management firm properly registered with the SEC under the Investment Advisors Act of 1940 (15 U.S.C. Section 80b-1 et seq.) to provide for investment and management of its public funds or other funds under its control. The advisory contract made under authority of this subsection may not be for an initial term longer than two years. A renewal or extension of the contract must be made by City Council by resolution.

An appointed investment advisor shall act solely within the guidelines of this Investment Policy to assist the City's Investment Officers with the management of its funds and other responsibilities including, but not limited to competitive bidding, trade execution, portfolio reporting, and security documentation. At no time shall an investment advisor take possession of securities or funds of the City.

Investment advisors shall adhere to the spirit, philosophy and specific terms of this Policy and shall avoid recommending or suggesting transactions that conflict with this Policy or the standard of prudence established by this Policy. Investment advisors, contracted by the City, shall agree that their investment advice and services shall at all times be provided with the judgment and care, under circumstances then prevailing, as persons paid for their special prudence, discretion and intelligence, in such matters exercised in the management of their client's affairs, not for speculation by the client or production of fee income by the advisor but for investment by the client with emphasis on the probable safety and liquidity of capital while considering the probable income to be derived.

All investment advisors appointed by the City must acknowledge in writing that they have received and reviewed this Investment Policy and have implemented reasonable procedures and controls in an effort to preclude investment transactions that are not authorized by this Investment Policy, except to the extent that this authorization is dependent on an analysis of the makeup of the city's entire portfolio or requires an interpretation of subjective investment standards. The City shall not enter into an investment transaction recommended by an investment advisor prior to receiving the written document described in this paragraph.
Appointment of an investment advisor shall otherwise be according to the City's normal purchasing procedures for procurement of professional services. Any approved investment advisor may be terminated with the approval of the City Council if, in their opinion, the advisor has not performed adequately.

XIII. AUDITING

At least annually, the independent auditor shall audit the investments of the City for compliance with the provisions of these guidelines and state law. Reports prepared by the Investment Officers under Section XIV shall be formally reviewed and the results of that review shall be reported to the City Council. In addition, the Investment Officers and Investment advisor shall, in compliance with the annual audit, perform a compliance audit of management controls on investments and adherence to the City's Investment Policy (2256.005(m).

XIV. REPORTING

Not less than quarterly, the Investment Officers shall jointly prepare, sign, and submit to the City Council a written report of investment transactions for the preceding reporting period. The report shall be prepared in accordance with provisions of Section 2256.023 of the Public Funds Investment Act and shall (1) describe the investment position of the City, (2) summarize investment activity by pooled fund group, (3) provide book value, market value, maturity, and fund group information for separately invested assets, and (4) include a statement of compliance with the City's investment policy and the Public Funds Investment Act.

It is the intent of the City to comply fully with the provisions of Subchapter B, Chapter 552 Government Code of the Texas Statutes otherwise known as the Right of Access to Investment Information. With respect to section 52.0225 (b) (7) and (16), the City reports each funds' yield as an annualized figure on a monthly basis. Investment accounting and reporting shall be consistent with GAAP and GASB standards for amortized cost and fair value methodology.

XV. Review by City Council

The City Council shall adopt a written instrument by resolution stating that it has reviewed the City's Investment Policy and investment strategies, and this shall be done not less than annually. The written instrument so adopted shall record any changes made to either the Investment Policy or investment strategies.

EXHIBIT 1

SCHEDULE OF APPROVED BROKER/DEALERS FOR THE CITY OF WACO

Barclays Capital Inc
Bank of America/Merrill Lynch
Bank of New York
BOK Financial
Cantor Fitzgerald
FHN Financial
Goldman Sachs
InCapital
Jefferies
JPMorgan
Mizuho Securities
Morgan Stanley
Nomura Securities
Oppenheimer Securities
Piper Sandler & Co.
Raymond James
RBC Capital Markets
Robert W. Baird
SAMCO Capital
Siebert Williams Shank
Stifel Nicolaus
StoneX Group Inc.
UBS
Vining Sparks
Wells Fargo (as depository this will authorize sweep vehicles only)

In the case of possible use of a “flex repurchase agreement” for bond proceeds the Council authorizes use of any primary dealer as designated by the New York Federal Reserve.

Supplemental Grants Information

Federal Grants

Department of Housing and Urban Development Community Development Block Grant (CDBG)

The Department of Housing and Urban Development (HUD) annually allocates funds by formula among eligible Cities/Communities. The funds are to be used for housing and community development activities within the designated area primarily to the benefit of low- and moderate-income persons. The City of Waco funding is being allocated toward the following activities:

CDBG Program Administration

The Housing and Community Development Program Administration's primary function is to ensure that the grantee, City of Waco, complies with federal regulations mandating specific activities required to obtain, expend, and disburse Community Development Block Grant funds effectively.

Housing Rehabilitation & Reconstruction Program

This grant provides for the rehabilitation or reconstruction of substandard single-family residential owner occupied structures through a roof repair program, minor home repair program, or through the complete reconstruction of an existing substandard single-family home. These projects improve homes for income eligible persons in order to meet the requirements of the City's Building Code and the housing quality standards required by the Department of Housing and Urban Development. The assistance is in the form of deferred forgivable and/or zero-interest loans.

Site Development

These grant funds provide the City the opportunity for the development of contiguous undeveloped lots or parcels to assist with infrastructure, which can include streets, sidewalks, water, sewer, and drainage for a new affordable housing development.

All Other Community Development Block Grant Funding

These grant funds are executed through community organizations that have successfully applied for projects, services, community needs or through City programs. Current Community services provided include pre-K and parenting education, homeless shelter services, and small business education and loan programs, and roof repair.

Coronavirus Aid, Relief, and Economic Security Act (CARES Act)

This is additional funding from HUD as a special allocation of Community Development Block Grant funds. These grant funds will be allocated for public infrastructure and public service activities through Broadband Infrastructure, Employment Training, Childcare Center scholarships, Youth Education Services and Homeless Shelter Operations.

Continuum of Care – HMIS Project Management and Continuum of Care Planning

This HUD funded grant is specialized through the Continuum of Care program. The Homeless Management Information System (HMIS) database tracks homeless persons through the various service agencies for services received and needed. The information is used to determine census of homeless persons, services received, and services needed. The Homeless Coalition utilizes the information for further program development. Project management includes data base management, training, and coordination with the homeless service agencies within the Greater Waco area. Continuum of Care Planning funds are passed through the Heart of Texas Homeless Coalition and may be used for carrying out the Continuum of Care's planning activities.

HOME Investment Partnership Program

The Department of Housing and Urban Development (HUD) allocates funds by formula among eligible state and local governments to expand the supply of decent, safe, and affordable housing. HOME funding makes new construction, rehabilitation, reconstruction, substantial rehabilitation, and acquisition of such housing feasible and promotes the development of partnerships between the Federal government, states, and units of general local government. The City of Waco directs its HOME funding toward low-income owner-occupied rehabilitation and low-income first-time homebuyer assistance through down payment/closing cost assistance loans, along with grants to Community Housing Development Organizations (CHDO) for new single family housing development.

HOME Program Administration

The Housing and Community Development Program Administration's primary function is to ensure that the grantee, City of Waco, complies with federal regulations mandating specific activities required to obtain, expend, and disburse HOME Investment Partnership funds effectively.

Tenant Based Rental Assistance (TBRA)

The TBRA program provides assistance to individuals and families in need of affordable rental housing. Based on a household's income, rental assistance is provided to ensure the monthly rent does not exceed 30% of the household's monthly income. Participants are able to access the assistance for up to 24 months, with the goal of the household stabilizing their situation to continue independent living thereafter.

Direct Homeownership Assistance

The down payment assistance programs provide direct assistance to homebuyers who qualify for federal assistance by meeting the HUD income requirements and the City's program guidelines. The down payment assistance is in the form of zero-interest deferred-forgivable loans.

Housing Rehabilitation / Reconstruction Programs

This grant provides for the rehabilitation or reconstruction of substandard single-family residential owner-occupied structures. These structures, after rehabilitation or reconstruction, must meet the requirements of the City's Building Code and the housing quality standards required by HUD. The assistance is in the form of deferred forgivable and/or zero-interest loans.

Community Housing Development Organization (CHDO) Allocation

The Department of Housing and Urban Development (HUD) requires that 15% of the HOME funds provided to the City of Waco be spent with CHDOs. If at least 15% of the funding is not provided to this specific activity, it will not be provided to the City. The CHDOs build affordable homes for low-income eligible buyers.

Housing Development/Acquisition/Rehabilitation

This grant provides the City the opportunity to acquire properties to rehabilitate and develop new construction for sale to the public through the first-time homebuyers program of modest and affordable dwellings for low/moderate income households.

American Rescue Plan HOME Investment Partnership Program

HOME-ARP funding gives jurisdictions significant new resources to address their homeless
assistance needs by creating affordable housing or non-congregate shelter units and providing tenant-based rental assistance or supportive services.

HUD – Office of Lead Hazard Control & Health Homes (OLHCHH)

The Department of Housing and Urban Development (HUD) through the OLHCHH has granted the City of Waco a total of $3,800,000 aimed to remove lead hazards in the homes of low-income families. The priority is to assist housing in which children 6 years of age and younger that have elevated blood lead levels reside and/or where a lead hazard exists or the household of a pregnant woman. This project will both make homes healthy and increase the supply of safe and affordable housing inventory in the City of Waco The project continues in FY 2022-2023 because grant funds remain available until spent or the grant expires.

Housing Opportunities for People with AIDS (HOPWA)

The Texas Department of State Health Services funds 100% of the HOPWA program with HUD HOPWA grant funds. This program provides eligible clients in a six-county area with resources to have their rent and utilities paid to encourage independent living. These funds are to be used to provide services for Bosque, Falls, Limestone, Freestone, Hill and McLennan Counties.

Department of the Treasury

Coronavirus State and Local Fiscal Recovery Funds

The Coronavirus State and Local Fiscal Recovery Funds are part of the $1.9 trillion American Rescue Plan Act. The program provides $350 billion to eligible state, local, territorial, and Tribal governments to respond to the Coronavirus Disease 2019 (COVID-19) emergency and bring back jobs. The funds are provided in two separate payments separated

by one year. The funds can be used in four broad categories (1) to respond to the public health emergency with respect to the COVID-19 or its negative economic impacts (2) to respond to workers performing essential work during the COVID-19 public health emergency by providing premium pay to eligible workers that are performing such essential work (3) for the provision of government services to the extent of the reduction in revenue due to the COVID-19 public health emergency relative to revenues collected in the most recent full fiscal year prior to the emergency (4) to make necessary investments in water, sewer, or broadband infrastructure. The City of Waco has been allocated $34,720,687 from these funds with the first payment received in June 2021 totaling $17,360,344 and the second payment expected in June 2022 totaling $17,360,343.

Department of Transportation

Federal Aviation Administration

Waco Regional Airport is eligible to receive assistance under the Airport Improvement Program (AIP) as authorized by Title 49, U.S. Code. Allocations are limited and may only be used for development or improvement of Airport facilities that are considered vital to the Airport's operation. The amount of this annual entitlement is determined by the number of yearly aircraft enplanements and is only awarded to the Airport for projects deemed vital to the airport in meeting FAA guidelines. The Secretary of Transportation allocates discretionary funding for priority projects. The City requests funding separately for each priority project.

Coronavirus Aid, Relief, and Economic Security (CARES) Act

The Coronavirus Aid, Relief, and Economic Security (CARES) Act provides funding as economic relief to U.S. airports affected by the prevention of, preparation for, and response to the COVID 19 pandemic. Funding may be used for any purpose for which airport revenues may be lawfully used including operation and maintenance and airport development. Funding may also be used to provide required match for airport improvement grants.

Federal Transit Administration (Urban 5307)

Funding for the operation of Waco Transit System is provided from the Federal Transit Administration (FTA). Services provided by these grant funds include fixed route bus service, ADA demand response service, and other services to the community. In addition to operation expenses, FTA funds are also used for capital and planning assistance. Funding assistance is provided at an 80% match for capital and planning projects and a 50% match for operating expenses. Grant funding is based upon a formula process, which includes census information for the Waco urbanized area.

Federal Transit Administration (Rural 5311)

Funding for the operation of McLennan County Rural Transit District is provided from the Federal Transit Administration (FTA) flowing through Texas Department of Transportation (TxDOT). Services provided by these grant funds include general public transportation within the rural areas of McLennan County through a demand responsive transportation model, as well as a commuter route. In addition to operating expenses, FTA Rural 5311 funds are also used for project administration assistance and preventive maintenance expenses. Funding assistance is provided at an 80% match for project administration and maintenance projects and a 50% match for operating expenses. Grant funding is based upon a formula process administered by TxDOT, which includes census information for the McLennan County Rural area.

Enhanced Mobility of Seniors and Individuals with Disabilities (Section 5310)

Federal Program 5310 grants are awarded to nonprofit organizations and local public entities serving rural and urban areas promoting the availability of cost effective, efficient, coordinated passenger transportation services planned, designed, and carried out to meet the needs of seniors and individuals with disabilities when public transportation is insufficient, unavailable, or inappropriate. Funding may be allocated for eligible capital and/or operating expenses and will be utilized for the acquisition of transportation services under a contract, as well as mobility management expenses as accrued by the agency. No local match is required because TxDOT awarded Transportation Development Credits (TDC's) for fiscal year 2023 for Waco Transit Services and McLennan County Rural Transit District.

Bus and Bus Facilities Program (5339)

The 5339 Grants for Bus and Bus Facilities makes federal resources available to state and designated direct recipients to replace, rehabilitate, and purchase buses, vehicles, and/or related equipment, as well as construct or rehabilitate bus related facilities. Funding is provided through formula allocations on an annual basis, as well as a through competitive grants.

Federal Transit Administration

Coronavirus Aid, Relief, and Economic Security (CARES) Act

The Coronavirus Aid, Relief, and Economic Security (CARES) Act provides funding to transit agencies serving rural and urban areas to help to prevent, prepare for and respond to the COVID-19 pandemic. The funding may be used to support planning, capital (preventive maintenance, ADA, rolling stock, equipment, etc.) and operating expenses. It is expected that between capital and operating costs, WTS will utilize CARES funding in FY23 with any remaining funds expended in FY2024. When the CARES Grant was awarded to WTS, it was agreed that these funds would be utilized on a as needed basis to help cover expenses while local match revenues were rebuilt. These funds are offered at 100% Federal, with no local match required, and with no expiration date on the grant funds. Rural transit will also utilize CARES funding in FY22 and the first quarter of FY23 to assist with operating expenses, as well as capital assets as needed.

American Rescue Plan (ARP)

The American Rescue Plan of 2021 was awarded to Waco Transit System and the City of Waco during FY2021, with an expiration date as of September 30, 2024. During FY2022, WTS utilized these funds awarded in the amount of $537,993 to assist with operating, ADA, and preventive maintenance expenses accrued. These funds were awarded to assist transit agencies with preventing, preparing, and responding to Coronavirus. This funding allowed WTS to continue to provide transportation services to the urbanized Waco service area at 100% federal share of the eligible projects in response to the recent epidemic. By utilizing these funds WTS had the opportunity to rebuild and establish additional local revenue sources after the pandemic, while stabilizing financial measures.

Metropolitan Planning Organization (MPO)

The Metropolitan Planning Organization is a multi-jurisdictional body comprised of the Texas Department of Transportation, McLennan County, and the cities of Bellmead, Beverly Hills, Bruceville-Eddy, Crawford, Gholson, Hallsburg, Hewitt, Lacy-Lakeview, Leroy, Lorena, Mart, McGregor, Moody, Riesel, Robinson, Ross, Waco, West and Woodway. The MPO provides short and long-range transportation planning for all of McLennan County. All projects using federal highway or transit funds within McLennan County must be identified within the MPO's Metropolitan Transportation Plan and the shorter-range Transportation Improvement Program. The MPO is governed by a 20-member Policy Board whose membership is determined by the MPO bylaws. The City of Waco is designated as the fiscal agent for the MPO and provides the staff and resources to operate the program and is then reimbursed through federal planning funds. The federal planning funds are provided from the Federal Highway Administration and the Federal Transit Administration and total 80% of the funding for the MPO program. Similar to fiscal year 2020, the 20% match for fiscal year 2021 for both the Federal Highway funds and Federal Transit funds are provided by the Texas Department of Transportation in the form of Transportation Development Credits (TDC). As the TDCs are not cash, they only waive the match requirement for federal funds and do not add to the funds available for expenditures. For fiscal year 2022, the MPO program will not receive any other funds from other sources.

Comprehensive Selective Traffic Enforcement Program

The Selective Traffic Enforcement Program (STEP) grant pays for overtime activities for law enforcement personnel to reduce the incidence of speeding, driving while intoxicated, failure to use occupant restraint systems, intersection traffic control violations, and enforcement of state and local ordinances on cellular and texting devices. The goal of the STEP program is to reduce the number of motor vehicle-related crashes, injuries, and fatalities in Texas.

Federal Highway Administration

The Transportation Alternatives Set-Aside Program Grant, awarded June 2018 for $2,704,800, provides funding for transportation enhancements for the Historic Elm Avenue Bike and Pedestrian Infrastructure project. Funding is provided with 80% from the Transportation Alternatives Set-Aside Grant in combination with a 20% local match. Construction is scheduled to begin in FY 2021.

Department of Justice

Edward J. Byrne Memorial Justice Assistance Grant

The Edward J. Byrne Memorial Justice Assistance Grant Program is provided by the U.S. Department of Justice for the purpose of preventing and reducing crime and violence. Funds may be used to provide additional personnel, equipment, supplies, contractual support, training, technical assistance, or information systems for criminal justice purposes. For fiscal year 2023, the proposed grant amount is $35,048, which will be allocated between the City of Waco, and McLennan County.

COPS Office Hiring Program Grant

The U.S. Department of Justice, Office of Community Oriented Policing Services (COPS) program furthers the COPS Office's goal of advancing public safety through community policing by funding additional full-time career law enforcement positions to meet law enforcement agencies' community policing strategies. The City was awarded $1,500,000 in 2021 and has five years to spend the funds.

Bureau of Justice Assistance

Violence Against Women Act

The State Department Criminal Justice office administers grant programs authorized by the Violence Against Women Act. Its mission is to develop the nation's capacity to reduce domestic violence, dating violence, sexual assault, and stalking by strengthening services to victims and holding offenders accountable. The Family Violence Grant currently funds a percentage of two commissioned officers that work specifically as detectives on family violence cases.

Department of Homeland Security

State Homeland Security Program Law Enforcement Terrorism Prevention Activities (LETPA)

The purpose of the State Homeland Security Program-Law Enforcement Terrorism Prevention Activities (SHSP-LETPA) grant is to support state and local efforts to prevent terrorism and other catastrophic events and prepare for the threats and hazards that pose the greatest risk to the security of Texas citizens.

Assistance to Firefighters Grant

The primary goal of the Assistance to Firefighters Grants (AFG) is to enhance the safety of the public and firefighters with respect to fire-related hazards by providing direct financial assistance to eligible fire departments, nonaffiliated Emergency Medical Services (EMS) organizations, and State Fire Training Academies (SFTA). This funding is for critically needed resources to equip and train emergency personnel to recognized standards, enhance operations efficiencies, foster interoperability, and support community resilience.

Staffing For Adequate Fire and Emergency Response (SAFER)

The Staffing for Adequate Fire and Emergency Response Grants (SAFER) was created to provide funding directly to fire departments and volunteer firefighter interest organizations to help them increase or maintain the number of trained, "front line" firefighters available in their communities. The goal of SAFER is to enhance the local fire departments' abilities to comply with staffing, response and operational standards established by the NFPA

Department of Health and Human Services

Environmental Health

Division for Regional and Local Health Services (RLSS/LPHS Grant)

The RLSS/LPHS funds (formerly known as Triple O) through the Texas Department of State Health Services are used to deliver one or more of the essential public health services. The Environmental Health Division uses these funds to protect the community from food borne illnesses associated with restaurants and other food establishments and investigate and abate health nuisance conditions in the community.

Public Health Nursing

COVID-19 Vaccine Capacity

The COVID-19 Vaccine Capacity grant was created for the purpose of increasing COVID-19 vaccination response for McLennan County. Funding from the Texas Department of State Health Services is used to ensure high-quality, equitable distribution and administration of COVID-19 vaccines, including among high-risk and underserved populations.

Tuberculosis Control

The Federal Tuberculosis Prevention and Control funds account for approximately 20% of the total Tuberculosis (TB) program. The primary purpose of this program is to provide education to persons suspected or known to have a positive skin test for Tuberculosis and the community. Staff presents educational programs to community organizations since

awareness is very important in halting the spread of this infection.

Public Health Preparedness

The Public Health Preparedness Division has received a grant through the Texas Department of State Health Services that is designed to upgrade and integrate state and local public health jurisdiction's preparedness for and response to terrorism and other public health threats and emergencies to include Pandemic Influenza.

COVID-19

The Public Health Preparedness Division received a grant through the Texas Department of State Health Services for activities in support of Coronavirus 2019 response. This grant is to enhance the ability to aggressively identify Covid-19 cases, conduct contract tracing and implement recommended containment measures. It is also tasked with monitoring and reporting daily incidence rates, working with the healthcare systems to manage system capacity as well as expanding capacity to test symptomatic individuals and vulnerable high- risk populations.

Health Texas Mothers and Babies

The Texas Department of State Health Services affords funding to improve maternal and infant health and safety through local collaborative efforts of the Health Women & Children Coalition. Efforts center on implementing evidence-based interventions to decrease maternal and infant mortality rates through equitable services, programs, and training opportunities.

Texas Healthy Communities

This Texas Department of State Health Services grant works to empower Texans to improve their health in all the places they live, work and play. It also focuses on developing and implementing targeted, evidence-based community systems and environmental change strategies that address one or more of the following Texas Healthy Communities (TXHC) priority indicators:

- physical activity
- healthy food access
- healthy worksites
- environmental health
- healthcare quality and access
- healthy aging
- mental health
- emergency preparedness

COVID-19 Public Health Workforce Grant

Funding from the Centers for Disease control Public Health Crisis Response program can be used to recruit, hire, and train personnel to address projected jurisdictional COVID-19 response needs to include hiring personnel to build capacity to address public health priorities deriving from COVID-19.

COVID-19 Health Disparities Grant

Program to engage communities disproportionately impacted by COVID-19 and build sustainable relationships in those targeted areas, identify and document idea on how to increase vaccination rates, design an intervention aimed at addressing an identified community need, and develop and implement information sharing and learning opportunities.

COVID-19 Infectious Disease Surveillance

Funding to establish or enhance ability to aggressively identify cases of COVID-19, conduct contact tracing and follow up activities, as well as implement recommended containment measures such as improving morbidity and mortality surveillance, enhancing laboratory testing and reporting capacity, and prevent and control COVID-19 in healthcare settings and protect other vulnerable or high-risk populations.

HIV/STD

Ryan White Part B and State-R

The Health District receives federal funds through the Texas Department of State Health Services to provide health and social services to individuals with HIV disease. These services include on-going case management, nutritional assistance, emergency medication assistance, insurance assistance, transportation assistance, dental assistance, health education,

and assistance with vision services. These funds are to be used to provide services for Bosque, Falls, Limestone, Freestone, and McLennan Counties.

Department of Agriculture

Women, Infants and Children (WIC)

The WIC program is 100% federally funded through the Texas Health and Human Services Commission. WIC provides to its eligible participants nutrition education and counseling, special supplemental nutritious foods, breastfeeding support and linkage to other health and human resource services. There are four (4) WIC clinic sites located throughout McLennan County that provide services and benefits to approximately 6,800 eligible participants monthly.

Community and Clinical Health Bridge Project

The Community and Clinical Health Bridge (CCHB) Project aims to reduce the impact of obesity and related chronic diseases by focusing on locally driven initiatives that create stronger partnerships between public, community and clinical health resources and systems. Initiatives may include facilitation of evidenced-based education and training to ensure consistent messaging of health information, implementation of team-based care between traditional and non-traditional health care professionals (e.g. CHWs, health educators), and development of bi-directional referral systems to unite patients with clinical diagnosis to community resources that enhance understanding, compliance and disease self-management. These efforts align with evidence-based models that demonstrate improved individual and population health outcomes, and reduced health care expenditures.

Medicaid Administrative Claiming Program

The purpose of the Medicaid Administrative Claiming (MAC) Program is to provide State affiliated public agencies such as Local Health Departments in Texas the opportunity to submit reimbursement claims for activities that support the Medicaid program.

State Grants

State Transportation Grants

State Transit Grants (Urban)

Funding from the State is provided to assist with the operation of Waco Transit System. State funds are considered a local funding source and may be used to match federal grants. State funding levels are derived through a formula process completed by TxDOT. Funding is allocated for on an annual basis based on census data as well as ridership.

State Transit Grants (Rural)

Rural State funding is provided by the State, through Texas Department of Transportation, to assist with the operation of McLennan County Rural Transit District public transportation within McLennan County as part of the Interlocal Agreement between the City of Waco and McLennan County Rural Transit District. State funds are considered a local funding source and may be used to match Federal 5311 rural grants. Both Federal and State funding levels are derived through a formula process completed by TxDOT. Funding is allocated on an annual basis, determined by both census data and ridership from previous fiscal years.

Routine Airport Maintenance Program (RAMP) Grants

The Texas Department of Transportation (TxDOT) Routine Airport Maintenance Program (RAMP) grant funds “lower cost” airside and landside airport improvements. These items can be more than just maintenance and may be new or additional items of work. Examples are: construction of airport entrance roads; pavement of airport public parking lots; installation of security fencing, replacement of rotating beacon, etc. TxDOT will determine the eligibility of specific items.

State Law Enforcement Grants

Texas Anti-Gang Program (TAG)

The Texas Anti-Gang Program grant supports regional, multidisciplinary approaches to combat gang violence through the coordination of gang prevention, intervention, and suppression activities. The goal of the Texas Anti-Gang program is to reduce gangs and gang violence in collaboration with other law enforcement agencies in the region.

State Health Grants

Health Equity Prevention and Promotion

Infectious Disease

The Emerging and Acute Infectious Disease Branch of the Department of State Health Services (DSHS) made available funding to enhance epidemiological capacity in infectious disease preparedness and response.

Public Health Nursing

Immunizations

The Texas Department of State Health Services funds approximately 60% of the total Immunization program. The purpose of this program is to prevent the transmission of vaccine preventable diseases and to investigate and decrease the spread of communicable diseases in McLennan County. Services include childhood immunizations, immunizations to foreign travelers and communicable disease surveillance, investigation and control. This program is funded with state and/or federal funds passed through the Texas Department of State Health Services.

Tuberculosis Control

The Texas Department of State Health Services funds approximately 27% of the total Tuberculosis (TB) program. This program identifies and treats persons who have an active case of TB or have had contact with a person with a case of TB, thus interrupting the transmission of the disease. The primary purpose of this program is to provide diagnosis, education and treatment to persons suspected or known to have a positive skin test for tuberculosis. Services provided include tuberculosis skin testing, contact investigation, limited medical evaluation by physicians, appropriate referrals, and monthly follow-up. Active cases are being placed on Directly Observed Therapy (DOT) as encouraged by the state as a method of TB control.

HIV/AIDS Services

The Texas Department of State Health Services provides funds for the following programs:

HIV Prevention

This program provides individual prevention and risk reduction counseling to clients at risk for HIV infection in an attempt to reinforce behavior changes and create appropriate risk reduction plans and linkage to services following the determination of their HIV status. These funds are to be used to provide services for Bosque, Falls, Limestone, Freestone, Hill and McLennan Counties.

State Services

This program provides health and social services to individuals with HIV infection. Services include case management and early intervention services such as lab work, immunizations, complete physicals, TB testing, vaccine administration and other related health services. These funds are to be used to provide services for Bosque, Falls, Limestone, Freestone, Hill and McLennan Counties. This program is funded with state and/or federal funds passed through the Texas Department of State Health Services.

Texas Workforce Commission

Rescue Act funds for direct relief to childcare programs

These funds were made available to help childcare facilities better serve the community by providing reduced fees, improving cleaning and facilities, and improving curriculum and program delivery.

Supplementary Grant Information

	2021-22 Allocation	Proposed 2022-23 Allocation
FEDERAL GRANTS		
Department of Housing & Urban Development		
Community Development Block Grant		
Administration	286,771	276,908
Housing Rehabilitation	525,000	372,795
Site Development	286,761	300,000
All Other	248,562	434,837
Total Community Development Block Grant	**1,347,094**	**1,384,540**
Coronavirus Aid, Relief, and Economic Security Act (CARES Act)		
Community Support Grants	929,437	-
Total Special Allocation of Community Development Block Grant	**929,437**	**-**
Continuum of Care		
Continuum of Care Planning Grant	47,598	52,100
Continuum of Care HMIS Grant	62,653	62,653
Total Continuum of Care	**110,251**	**114,753**
HOME Investment Partnerships Program (HOME)		
Administration	70,079	78,247
Housing Rehabilitation	-	-
Homeownership Assistance	225,000	100,000
Tenant Based Rental Assistance	50,000	200,000
Community Housing Development Organizations	120,000	200,000
Housing Development/Acquisition/Rehabilitation	235,710	204,225
Total HOME Investment Partnerships Program	**700,789**	**782,472**
American Rescue Plan HOME Investment Partnership Program	2,539,867	-
Total American Rescue Plan HOME Investment Partnership Program	**2,539,867**	**-**
Office of Lead Hazard Control & Healthy Homes		
Lead & Healthy Homes Grant	-	-
Total Office of Lead Hazard Control & Healthy Homes	**-**	**-**
Housing Opportunities for People with AIDS		
HIV/AIDS-HOPWA	69,000	122,630
Total Housing Opportunities for People with AIDS	**69,000**	**122,630**
Total Department of Housing & Urban Development	**5,696,438**	**2,404,395**
Department of Transportation		
Federal Aviation Administration		
Airport Improvement Program	1,402,500	1,102,500
CARES Act	3,457,175	5,585,250
Total Federal Aviation Administration	**4,859,675**	**6,687,750**
Federal Transit Administration		
Capital/Planning Grants (Urban) (Section 5307)	175,000	156,800
Operating Assistance (Urban) (Section 5307)	1,256,398	1,754,054
Preventive Maintenance (Urban) (Section 5307)	1,126,192	1,451,192
ADA Expense (Urban) (Section 5307)	282,154	373,561
Operating Assistance (Rural) (Section 5311)	662,249	662,249
Capital (Urban) (Section 5339)	538,424	500,000
Capital (Rural) (Section 5339)	153,015	273,221
Enhanced Mobility (Urban) (Section 5310)	379,568	379,568
Enhanced Mobility (Rural) (Section 5310)	144,180	144,180
CARES Act (Urban)	850,000	675,000

ARP Act (Urban)	200,000	-
CARES Act (Rural)	287,324	275,000
Total Federal Transit Administration	**6,054,504**	**6,644,825**
Metropolitan Planning Organization	624,000	624,000
Total Metropolitan Planning Organization	**624,000**	**624,000**
Selective Traffic Enforcement Program		
STEP Grant	106,000	106,000
Total Selective Traffic Enforcement Program	**106,000**	**106,000**
Federal Highway Administration		
Transportation Alternative Set-Aside Grant	-	-
Total Federal Highway Administration	**-**	**-**
Total Department of Transportation	**11,644,179**	**14,062,575**
American Rescue Plan Act		
Coronavirus State and Local Fiscal Recovery Funds	17,360,343	17,360,343
Total American Rescue Plan Act	**17,360,343**	**17,360,343**
Department of Justice		
Edward Byrnes Memorial Justice Assistance Grant	32,247	35,048
VAWA/Family Violence Unit	71,056	71,056
COPS Hiring Program	1,500,000	-
Total Department of Justice	**1,603,303**	**106,104**
FEDERAL GRANTS (cont.)		
Department of Homeland Security		
State Homeland Security Program - LETPA Projects	62,450	19,950
State Homeland Security Program - SHSP Regular Projects	25,713	-
Staffing for Adequate Firefighters (SAFER)	-	3,196,320
Assistance to Firefighters Grant	18,351	69,300
Total Department of Homeland Security	**106,514**	**3,285,570**
Department of Health and Human Services		
RLSS/LPHS- Environmental	175,007	175,007
Public Health Preparedness	195,384	177,622
COVID-19	428,397	-
Healthy Texas Babies	117,500	75,000
Tuberculosis Control - Federal	33,065	33,065
Texas Healthy Communities	84,897	84,897
HIV/AIDS-Ryan White	318,577	340,839
HIV/AIDS - State R	140,000	136,000
COVID-19 Public Health Workforce Grant	1,100,000	-
Immunizations-COVID-19 Vaccination Capacity	1,721,717	1,360,826
COVID-19 Health Disparities Grant	500,000	75,000
Infectious Disease- COVID-19	102,675	231,019
Medicaid Administrative Claiming Program	262,694	260,000
Total Department of Health and Human Services	**5,179,913**	**2,949,275**
Department of Agriculture		
Women, Infants and Children (WIC)	1,592,687	1,650,423
Health Community and Clinical Health Bridge	125,000	125,000
Total Department of Agriculture	**1,717,687**	**1,775,423**
Total Federal Grants	**43,308,377**	**41,943,685**
STATE GRANTS		

State Transportation Grants		
Operating Assistance (Urban)	627,231	627,231
Operating Assistance (Rural)	320,102	320,231
Routine Airport Maintenance Program (RAMP) Grants	50,000	50,000
Total State Transit Grants	**997,333**	**997,462**
State Police Grants		
Texas Anti-Gang Program	811,767	965,000
Total State Police Grants	**811,767**	**965,000**
State Health Grants		
Immunizations	450,210	325,635
Tuberculosis Control - State	40,053	40,053
Infectious Disease Investigation	82,164	82,164
HIV/AIDS-Prevention	214,573	249,573
HIV/AIDS-State Services	90,908	103,945
Total State Health Grants	**877,908**	**801,370**
Texas Parks & Wildlife Grants		
Local Park Grants Program	750,000	-
Total Texas Parks & Wildlife Grants	**750,000**	**-**
Texas Workforce Commission	**-**	**-**
Rescue Plan Act for direct relief to childcare programs	268,979	268,979
Total State and Local Grants	**3,437,008**	**2,763,832**
Total Federal, State and Local Grants	**46,745,385**	**44,707,517**

Fee Schedule

The financial plan for the City of Waco is a multi-year forecast developed to help determine the long-range implications of today's financial decisions. Included in this section of the document are the forecasts for significant operating funds.

There are a number of assumptions involved in the development of a multiple year financial forecast on both the revenue and expenditure/expense side. Revenue forecasts are based on a combination of historical trend analysis and future growth development estimates. Expenditures/expenses are forecasted by applying a combination of consumer price index adjustments and historical analysis.

Revenues

Property and sales tax revenues are forecast to grow 3% per year.

Water and Wastewater charges for services assume revenue increases from charges for services of 3% per year based on rate increases and growth in customers.

Drainage utility charges for services assume the following adjustments per equivalent residential unit (ERU):

	FY23	FY24	FY25	FY26	FY27	FY28
Rate per ERU	$5.51	$5.62	$5.74	$5.85	$5.97	$5.97

Indirect cost allocation overhead and interdepartmental billings mirror the change in salaries and benefits with a year lag – meaning that if salaries and benefits increase by 3% in a year, the subsequent year revenues will increase by 3%.

Business and Occupation Fees (Enterprise Funds) are assumed to grow at the same rate as charges for services for the Water, Wastewater, and Solid Waste Utilities.

All other revenue is forecast to grow at a 3% rate. For non-operational funds, revenues are maintained at current Fiscal Year 2022-2023 levels based on historical revenue trends.

Expenditures/Expenses

Salaries and employee benefits are forecasted to grow 3% per year.

Indirect cost allocation overhead and interdepartmental billings mirror the change in salaries and benefits with a year lag – meaning that if salaries and benefits increase by 3% in a year, the subsequent year, expenditures/ expenses will increase by 3%.

Included within the assumptions for the General Fund is the expected addition of 5 FTEs for Fire services in FY24 in order to have staffing available for the opening of a new fire station, Fire Station 15.

All other expenses are forecast to grow 3% per year for the city's operational funds. For non-operational funds, expenses are forecast based on historical spending trends.

Debt service is based on current outstanding debt service obligations with increased debt issuance and associated interest and principal costs based on the planned needs outlined in the five year capital improvement plan and forecasted market available interest rates.

Transfers Out – Cash CIP follows the planning for the capital improvement plan.

Budget Resolution

Certified Tax Rate Worksheet (Truth in Taxation)

APPENDIX

STREETS REQUESTS

BSW Program - NEW Capacity Improvements (Chapel Road Widening)

Overview

Submitted By	Amy Burlarley-Hyland, Public Works Director
Request Owner	Jim Reed, Program Manager- Public works
Est. Start Date	04/07/2023
Est. Completion Date	12/15/2028
Department	Streets
Type	Capital Improvement
Project Number	New Project

Description

The City of Waco's Capacity Improvement Program lists roadway improvements which would be eligible for funding through bond assignments. The projects to be included are designed to increase capacity in the City's roadway system based on growth projected over 10 years. The improvements include things like new road alignments, road widening, turning lanes, as well as intersection improvements, such as new signals and roundabouts. The Capacity Improvement Plan shall be in the form of a prioritized list that is under development by the Waco PublicWorks Department and in association with the Waco Metropolitan Planning Organization staff.

Priority #1 Project - Chapel Road Widening

Walker Partners, LLC has provided professional surveying and special services to City of Waco in association with the Chapel Road Improvements (Project) from City of Waco city limits to Meadow Mountain Drive. A Preliminary Schematic was provided to the City in July 2017 for the reconstruction of Chapel Road. The Preliminary Schematic includes a 5-lane, urban curb and gutter roadway section that transitions into the Chapel/Ritchie roundabout facility, drainage improvements, relocation of City of Waco water and wastewater utilities, and provisions for sidewalks on both sides of the road.

Chapel Road Widening initial design and construction cost estimates:
• City Budget Set-aside = $0

• WP High Level Estimate (Design Services) = $350,000

• WP High Level Estimate (Construction) = $6,800,000 - $7,400,000

• WP High Level Estimate (Inspection Services) = $544,000

Additional prioritized projects shall be vetted through Public Works annually.

Images

Capacity Improvements

BSW Waco Capacity Expansion / Road Diets

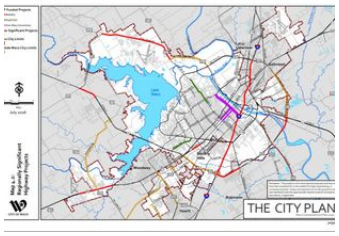

Capacity Improvements

BSW Waco Capacity Expansion / Road Diets

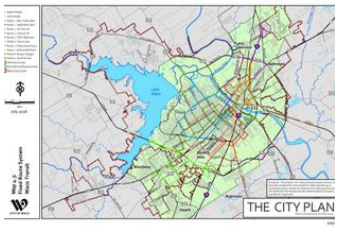

Capacity Improvements

BSW Waco Capacity Expansion / Road Diets

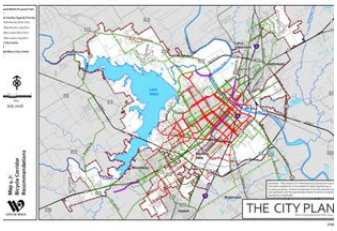

Capacity Improvements

BSW Waco Capacity Expansion / Road Diets

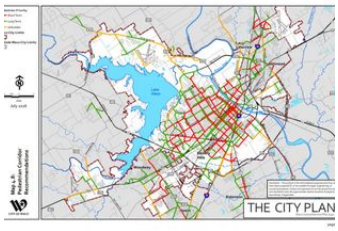

Capacity Improvements

BSW Waco Capacity Expansion / Road Diets

Details

Useful life of Asset	20 Years +
Cost Saving explanation	None
Increase operational cost explanation	None
Type of Project	Capacity expansion
Ranking	7
Strategic Goal	Improve Infrastructure

Location

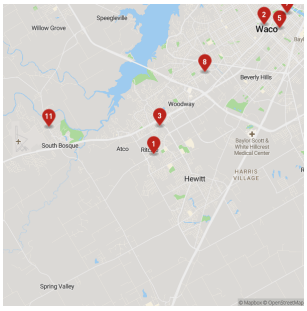

Supplemental Attachments

Waco Connection 2045: Metro Transportation Plan(/resource/cleargov-prod/projects/documents/ef6bfa2a4d0501e75f19.pdf)

The Waco Metropolitan Planning Organization (Waco MPO) has prepared this plan in compliance with the Fixing America's Surface Transportation (FAST) Act. The preparation of this plan has been funded in part through grants by the Federal Highway Administration (FHWA), the Federal Transit Administration (FTA) and the Texas Department of Transportation (TxDOT). The contents reflect the views and opinions of the authors who are responsible for the facts and accuracy of the data presented. The contents do not necessarily reflect the official view or policies of the FHWA, the FTA, or TxDOT.

JUSTIFICATION

The Capacity Improvement Program consists of projects that fall into four major categories:

• Widening – Existing roadways that need additional width to accommodate all street features based on street design standards being updated in the Transportation Criteria Manual.

• Access Management – Existing undivided roadways identified by the transportation plan as needing median construction in the center turn lane.

• New Connections – New roadways or roadway extensions to strategically add capacity and street connectivity.

• Intersections – The construction or modification to existing intersections to increase capacity. This includes the installation of signals, roundabouts or turn lanes.

Capital Cost

FY2023 Budget	Total Budget (all years)	Project Total
$3,400,000	$17M	$17M

Capital Cost by Year

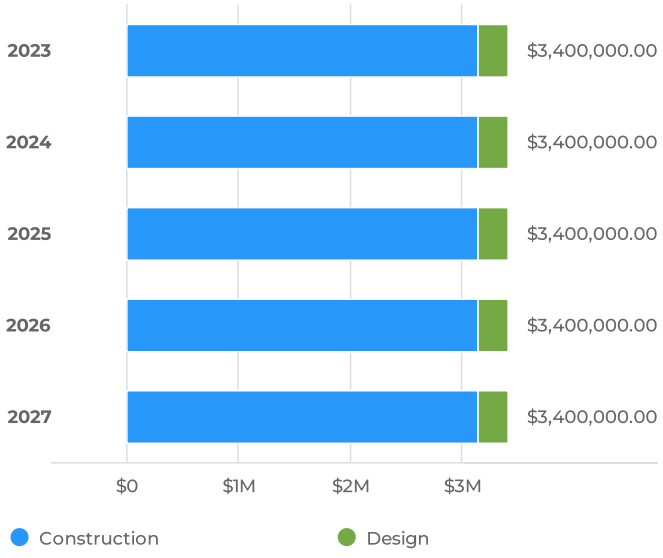

Capital Cost for Budgeted Years

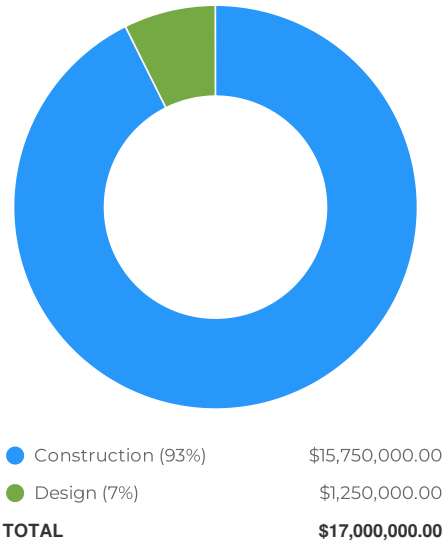

Capital Cost Breakdown

Capital Cost	FY2023	FY2024	FY2025	FY2026	FY2027	Total
Design	$250,000	$250,000	$250,000	$250,000	$250,000	$1,250,000
Construction	$3,150,000	$3,150,000	$3,150,000	$3,150,000	$3,150,000	$15,750,000
Total	**$3,400,000**	**$3,400,000**	**$3,400,000**	**$3,400,000**	**$3,400,000**	**$17,000,000**

Funding Sources

FY2023 Budget	Total Budget (all years)	Project Total
$3,400,000	$17M	$17M

Funding Sources by Year

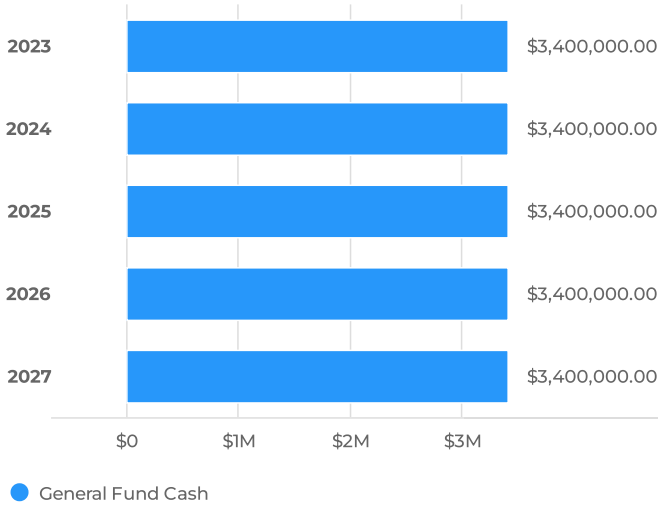

Funding Sources for Budgeted Years

Funding Sources Breakdown

Funding Sources	FY2023	FY2024	FY2025	FY2026	FY2027	Total
General Fund Cash	$3,400,000	$3,400,000	$3,400,000	$3,400,000	$3,400,000	$17,000,000
Total	**$3,400,000**	**$3,400,000**	**$3,400,000**	**$3,400,000**	**$3,400,000**	**$17,000,000**

BSW Program - Preservation (Good to Good)

Overview

Submitted By	Amy Burlarley-Hyland, Public Works Director
Request Owner	Jim Reed, Program Manager- Public works
Est. Start Date	06/01/2022
Est. Completion Date	09/29/2023
Department	Streets
Type	Capital Improvement
Project Number	New Project

Description

The intent of the preservation strategy is to protect the existing pavement by sealing the surface of the existing asphalt and concrete streets. There are numerous preservation techniques available. These techniques are regularly being refined and expanded as local governments recognize that pavement preservation is a cost-effective approach and move from emphasizing reconstruction and rehabilitation to focusing on preservation.

Images

Microsurfacing Strategy

BSW Preservation (Good to Good)

Microsurfacing Strategy

BSW Preservation (Good to Good)

High Density Mineral Bond Strategy

BSW Preservation (Good to Good)

Modified Thin Overlay Mix Strategy

BSW Preservation (Good to Good)

Modified Thin Overlay Mix Strategy

BSW Preservation (Good to Good)

Modified Thin Overlay Mix Strategy

BSW Preservation (Good to Good)

Details

Useful life of Asset	8 to 13 years
Cost Saving explanation	None
Increase operational cost explanation	None
Type of Project	Good to Good
Ranking	4

Strategic Goal Improve Infrastructure

Supplemental Attachments

FY23 BUDGET - EQUITY MATRIX(/resource/cleargov-prod/projects/documents/5e68376f3c828d819c80.pdf)

FY23 GOOD to GOOD - Preservation(/resource/cleargov-prod/projects/documents/049fb037361b045338ac.pdf)

Preservation Strategy

FY23 BUDGET - GOOD TO GOOD MAP(/resource/cleargov-prod/projects/documents/d0cd9b1c3fe09890e676.pdf)

Preservation Strategy

FY23 BUDGET - ALL STRATEGIES MAP(/resource/cleargov-prod/projects/documents/0814f413427b60190eda.pdf)

All Strategies Map

JUSTIFICATION

Pavement preservation is the proactive maintenance strategy for streets to prevent them from getting to a condition where major rehabilitation or reconstruction is necessary. Preventative maintenance costs are far less than the ultimate repair cost. Typical City of Waco strategies include slurry seals, microsurfacing, chip and cape seals, and thin overlay mix.

Capital Cost

FY2023 Budget
$3,400,000

Total Budget (all years)
$17M

Project Total
$17M

Capital Cost by Year

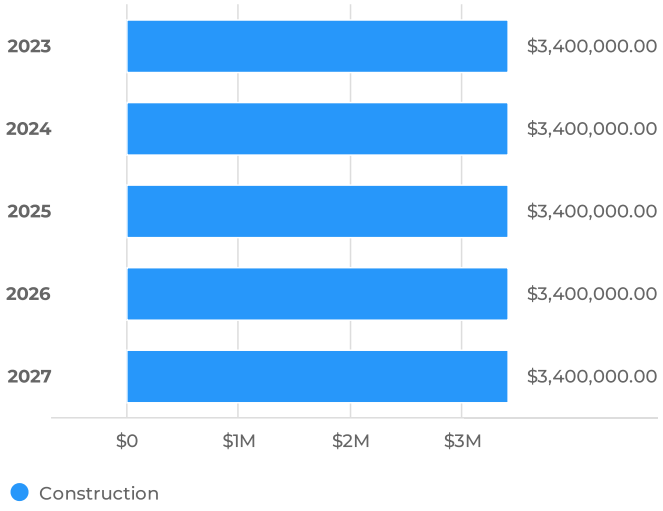

Capital Cost for Budgeted Years



Capital Cost Breakdown

Capital Cost	FY2023	FY2024	FY2025	FY2026	FY2027	Total
Construction	$3,400,000	$3,400,000	$3,400,000	$3,400,000	$3,400,000	$17,000,000
Total	**$3,400,000**	**$3,400,000**	**$3,400,000**	**$3,400,000**	**$3,400,000**	**$17,000,000**

Funding Sources

FY2023 Budget
$3,400,000

Total Budget (all years)
$17M

Project Total
$17M

Funding Sources by Year

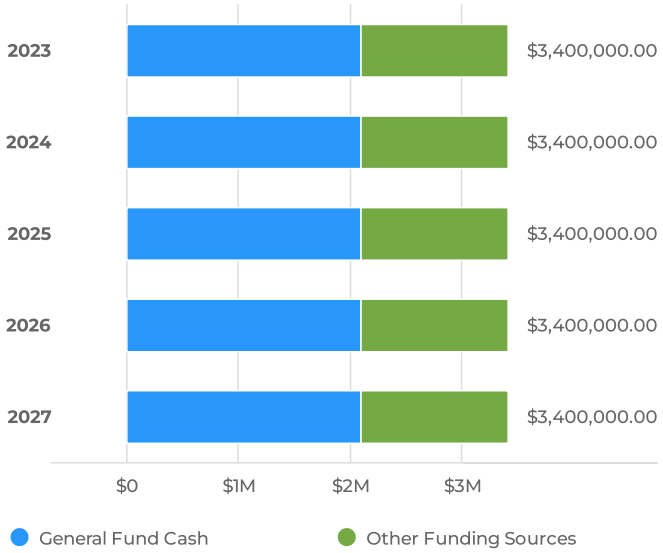

Funding Sources for Budgeted Years

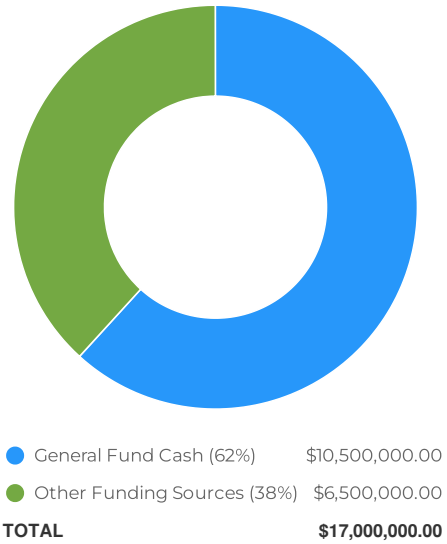

Funding Sources Breakdown

Funding Sources	FY2023	FY2024	FY2025	FY2026	FY2027	Total
General Fund Cash	$2,100,000	$2,100,000	$2,100,000	$2,100,000	$2,100,000	$10,500,000
Other Funding Sources	$1,300,000	$1,300,000	$1,300,000	$1,300,000	$1,300,000	$6,500,000
Total	**$3,400,000**	**$3,400,000**	**$3,400,000**	**$3,400,000**	**$3,400,000**	**$17,000,000**

BSW Program - Reconstruction (Poor to Good)

Overview

Submitted By	Amy Burlarley-Hyland, Public Works Director
Request Owner	Jim Reed, Program Manager- Public works
Est. Start Date	04/03/2023
Est. Completion Date	06/30/2026
Department	Streets
Type	Capital Improvement
Project Number	New Project

Description

Streets within the reconstruction strategy have typically reached a point of failure. These streets are typically 30 years old and older and have outlived their service life and the only strategy is to reconstruct them. Reconstruction is the process of removing the existing pavement entirely and sometimes the base layer to include establishing a firm/strong long lasting subgrade. New cement treated aggregate base material is then placed and compacted, or the existing material is pulverized and reclaimed in place. A new dense grade hot mix asphalt surface is generally placed as the final surface course.

Curbs, gutters and sidewalks are often replaced as part of a road reconstruction project.

Reconstruction generally consists of the following enterprise components:

- **Storm sewer system:** the existing storm sewer system shall be evaluated by sub-surface camera exploration within the project area. The storm sewer piping shall be replaced and expanded as warrant is discovered. Stormwater treatment shall also be evaluated and included in select areas as described within the Storm Water Master Plan.
- **Water system:** the existing aged water system contains many dead-end lines and historical mainline material deficiencies. In those cases, the water system will be evaluated for replacement and expanded to include redundancy and capacity enhancements. This will increase the fire flows in the area and will also limit the number of businesses or homes that are impacted due to continual maintenance or repair operations.
- **Sanitary sewer system:** the mainline sewer pipes are generally found in the alleyways and within public access easements. Many times, such necessary improvements are included within planned separate projects and budgeted accordingly. Any sewer repair work to be included with the street reconstruction projects includes miscellaneous capacity or material upgrades, spot repairs identified by the City work order system, manhole replacements and repairs, and casting enhancements.

Images

Reconstruction Strategy (Includes Utilities)

BSW Reconstruction (Poor to Good)

Reconstruction Strategy (Includes Utilities)

BSW Reconstruction (Poor to Good)

Reconstruction Strategy (Includes Utilities)

BSW Reconstruction (Poor to Good)

Reconstruction Strategy (Includes Utilities)

BSW Reconstruction (Poor to Good)

Reconstruction Strategy (Includes Utilities)

BSW Reconstruction (Poor to Good)

Reconstruction Strategy (Includes Utilities)

BSW Reconstruction (Poor to Good)

Details

Useful life of Asset	20 Years +
Cost Saving explanation	None
Increase operational cost explanation	None
Type of Project	Poor to Good
Ranking	2
Strategic Goal	Improve Infrastructure

Location

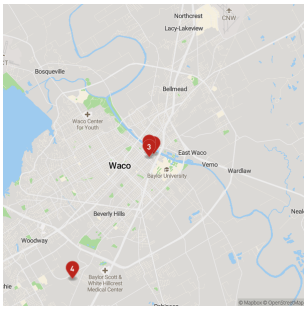

Supplemental Attachments

FY23 BUDGET - EQUITY MATRIX(/resource/cleargov-prod/projects/documents/6011cc0afce1e6777548.pdf)

FY23 POOR to GOOD - Reconstruction(/resource/cleargov-prod/projects/documents/403aa6e05f6d455ae236.pdf)

Reconstruction Strategy

FY23 BUDGET - POOR TO GOOD MAP(/resource/cleargov-prod/projects/documents/707efd3310cef0da8032.pdf)

Reconstruction Strategy

FY23 BUDGET - ALL STRATEGIES MAP(/resource/cleargov-prod/projects/documents/38403563464b8daa9832.pdf)

All Strategies Map

JUSTIFICATION

Projects selected for this strategy shall address rapidly deteriorating street segments and allow the pavement program an opportunity to restore the segments back to their original or better than original condition. Reconstructed streets are designed to last for 20 years, but with proper maintenance the constructed pavements can last for many years beyond the design life.

Capital Cost

FY2023 Budget
$13,900,000

Total Budget (all years)
$105.753M

Project Total
$105.753M

Capital Cost by Year

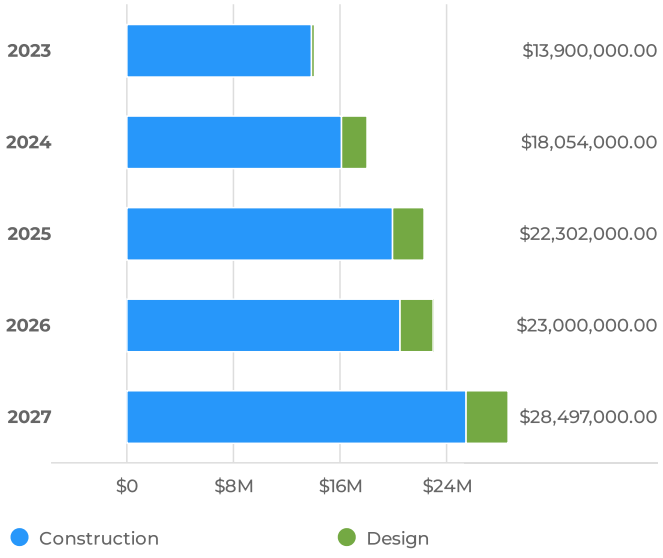

Capital Cost for Budgeted Years

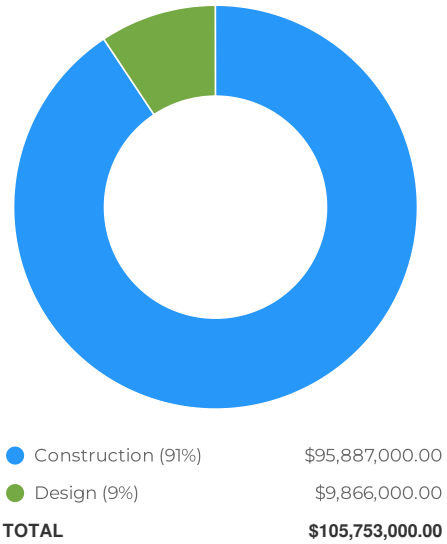

Capital Cost Breakdown

Capital Cost	FY2023	FY2024	FY2025	FY2026	FY2027	Total
Design		$1,940,000	$2,395,000	$2,471,000	$3,060,000	$9,866,000
Construction	$13,900,000	$16,114,000	$19,907,000	$20,529,000	$25,437,000	$95,887,000
Total	**$13,900,000**	**$18,054,000**	**$22,302,000**	**$23,000,000**	**$28,497,000**	**$105,753,000**

Funding Sources

FY2023 Budget
$13,900,000

Total Budget (all years)
$105.753M

Project Total
$105.753M

Funding Sources by Year

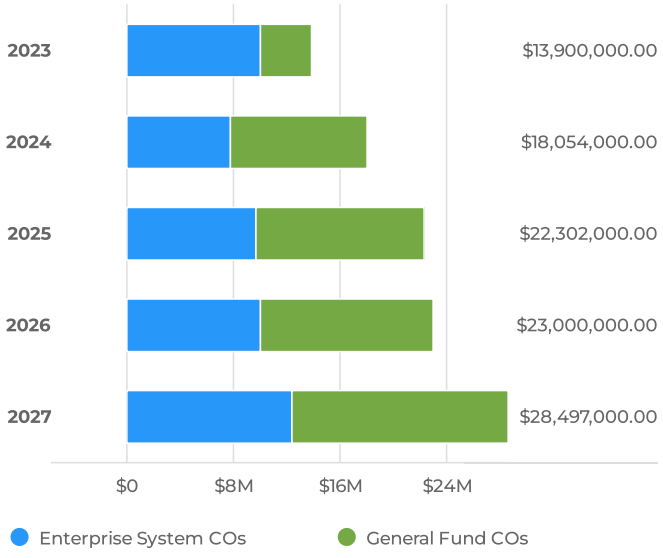

Funding Sources for Budgeted Years

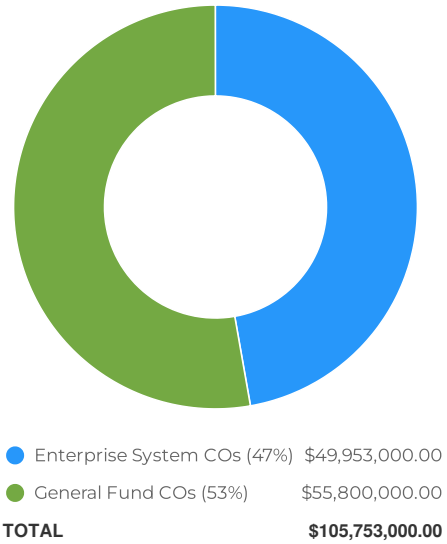

Funding Sources Breakdown

Funding Sources	FY2023	FY2024	FY2025	FY2026	FY2027	Total
General Fund COs	$3,900,000	$10,200,000	$12,600,000	$13,000,000	$16,100,000	$55,800,000
Enterprise System COs	$10,000,000	$7,854,000	$9,702,000	$10,000,000	$12,397,000	$49,953,000
Total	**$13,900,000**	**$18,054,000**	**$22,302,000**	**$23,000,000**	**$28,497,000**	**$105,753,000**

BSW Program - Rehabilitation (Fair to Fair)

Overview

Submitted By	Amy Burlarley-Hyland, Public Works Director
Request Owner	Jim Reed, Program Manager- Public works
Est. Start Date	02/01/2023
Est. Completion Date	06/28/2024
Department	Streets
Type	Capital Improvement
Project Number	New Project

Description

The intent of this rehabilitation strategy within the Better Streets Waco (BSW) Program is to provide for the asphalt overlays of the existing roadways within the City of Waco in accordance with the current City of Waco standards, terms and conditions. This citywide work is generally described as follows: mill the existing roadways to a depth of 2 inches and replace them with 2 inches of HMAC Asphalt.

Images

Mill and Overlay Strategy

BSW Rehabilitation (Fair to Fair)

Mill and Overlay Strategy

BSW Rehabilitation (Fair to Fair)

Mill and Overlay Strategy

BSW Rehabilitation (Fair to Fair)

Mill and Overlay Strategy

BSW Rehabilitation (Fair to Fair)

Mill and Overlay Strategy

BSW Rehabilitation (Fair to Fair)

Mill and Overlay Strategy

BSW Rehabilitation (Fair to Fair)

Details

Useful life of Asset	20 Years
Cost Saving explanation	None
Increase operational cost explanation	None
Type of Project	Fair to Fair
Ranking	1
Strategic Goal	Improve Infrastructure

Supplemental Attachments

FY23 BUDGET - EQUITY MATRIX(/resource/cleargov-prod/projects/documents/1fc882807898572e8e8c.pdf)

FY23 FAIR to FAIR - Rehabilitation(/resource/cleargov-prod/projects/documents/4dfbb85a87c3325c9f2d.pdf)

Mill and Overlay Strategy

FY23 BUDGET - FAIR TO FAIR MAP(/resource/cleargov-prod/projects/documents/b880cc948bc13a683484.pdf)

Mill and Overlay Strategy

FY23 BUDGET - ALL STRATEGIES MAP(/resource/cleargov-prod/projects/documents/165b70e125dbe88b7581.pdf)

All Strategies Map

JUSTIFICATION

Projects shall address rapidly deteriorating street segments by replacing the surface of a roadway that has deteriorated to a point that street preservation is not applicable due to lack of preventive maintenance.

The process generally consists of either asphalt full width milling or asphalt edge milling, with a 2 inch overlay of the entire length and width of the existing asphalt pavement surface related to any designated street. The milling shall be 2 inches below the curb gutter line, as well as, the valley gutter lines and taper to nothing in accordance with the City of Waco standards, terms and conditions. The asphalt overlay shall be installed with a crown not to exceed the top of curb elevation.

Pavement markings will be installed in accordance with the latest version of the Texas Manual on Uniformed Traffic Control Devices (TxMUTCD).

Capital Cost

FY2023 Budget	Total Budget (all years)	Project Total
$13,800,000	$76.7M	$76.7M

Capital Cost by Year

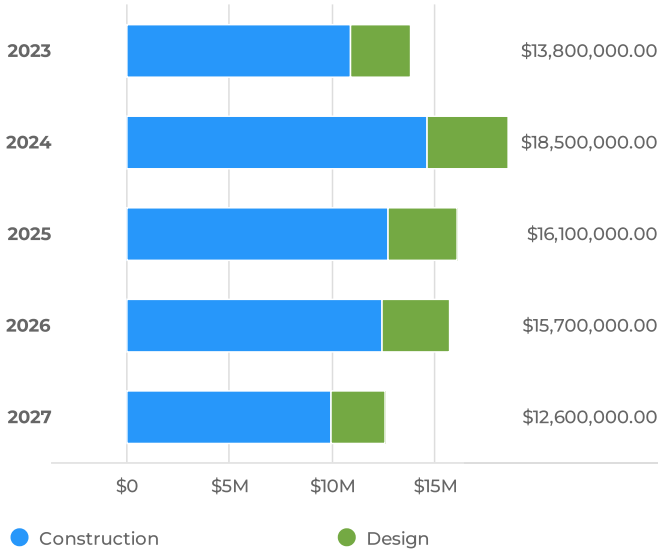

Capital Cost for Budgeted Years

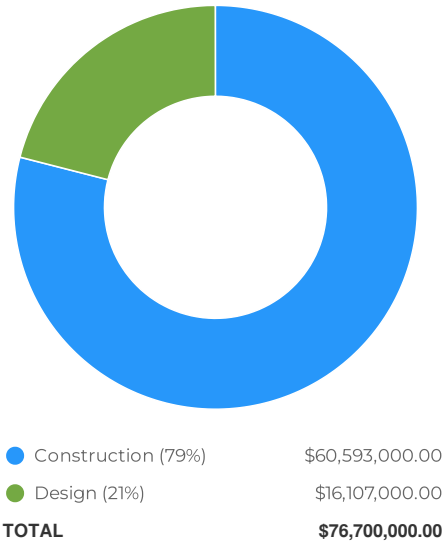

Capital Cost Breakdown

Capital Cost	FY2023	FY2024	FY2025	FY2026	FY2027	Total
Design	$2,898,000	$3,885,000	$3,381,000	$3,297,000	$2,646,000	$16,107,000
Construction	$10,902,000	$14,615,000	$12,719,000	$12,403,000	$9,954,000	$60,593,000
Total	**$13,800,000**	**$18,500,000**	**$16,100,000**	**$15,700,000**	**$12,600,000**	**$76,700,000**

Funding Sources

FY2023 Budget	Total Budget (all years)	Project Total
$13,800,000	$76.7M	$76.7M

Funding Sources by Year

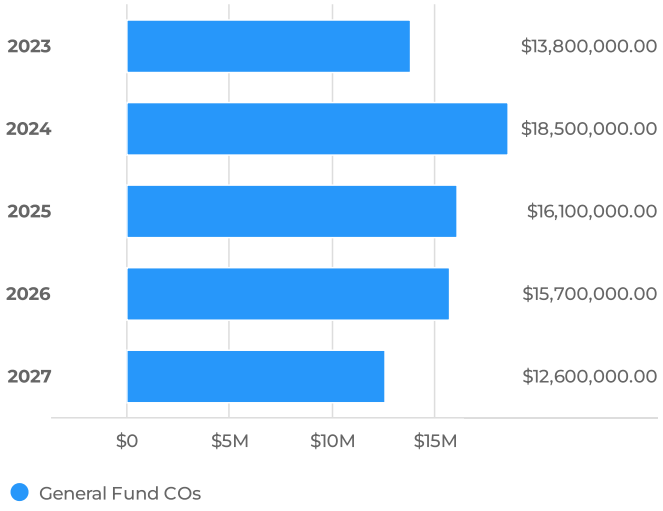

Funding Sources for Budgeted Years

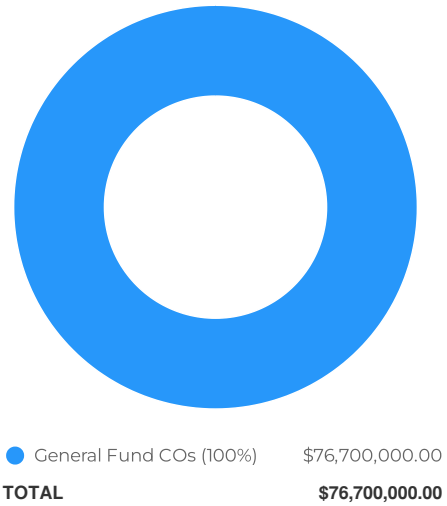

Funding Sources Breakdown

Funding Sources	FY2023	FY2024	FY2025	FY2026	FY2027	Total
General Fund COs	$13,800,000	$18,500,000	$16,100,000	$15,700,000	$12,600,000	$76,700,000
Total	**$13,800,000**	**$18,500,000**	**$16,100,000**	**$15,700,000**	**$12,600,000**	**$76,700,000**

Cost Share / Economic Development Program

Overview

Submitted By	Amy Burlarley-Hyland, Public Works Director
Request Owner	Jim Reed, Program Manager- Public works
Est. Start Date	04/01/2022
Est. Completion Date	04/01/2024
Department	Streets
Type	Capital Improvement
Project Number	New Project

Description

The City of Waco is responsible for 100% of all costs for transportation improvement projects in the jurisdictional boundaries of the city's public right-of-way, with the exception of additions proposed to be built and funded by the development community. The development community often propose additional elements or amenities (e.g. decorative lighting, architectural enhancements, etc.) and are responsible for the resulting costs. In these cases, cost participation agreements are developed, the developer provides a negotiated amount to the City of Waco, and the additional elements are included in the city's construction plans. This practice is conducted under the City of Waco operating procedures and is not documented in state law or city policy.

The City of Waco is also typically responsible for maintenance of all city streets but by ordinance, is not responsible for the adjacent features, such as sidewalks.

The purpose of the City of Waco's Cost Share / Economic Development Program is to build partnerships with local development to pool efforts and resources to deliver street and alternative improvement projects. The program allows the development community, in cooperation with City Public Works Department, to initiate street improvement projects by applying for cost-share funding.

One case study of a similar Cost Share/Economic Development Program in Missouri indicated that due to its popularity and success, the set-aside amount grew from $20 million per year initially to $45 million per year in ten years. The case study also indicated that a minimum of $5 million per year was set-aside for projects that demonstrated economic development through job creation.

Images

58 Aggie Development LLC

Example Project

Dynamic Riverfront Development

Example Project

Park Meadows Addition

Example Project

Park Place Waco

Example Project

Details

Useful life of Asset	20 Years +
Cost Saving explanation	None
Increase operational cost explanation	None
Type of Project	Partnership Agreement
Ranking	5
Strategic Goal	Facilitate Economic Development

JUSTIFICATION

Due to its predicted popularity, the set-aside amount shall initially be established at $2 million per year in 2023.

The cost share program shall support the City of Waco to participate up to 50 percent of the total project costs on any transportation improvement project related to new construction, expansion or widening, and associated with a development request. The amount of Cost Share / Economic Development funds allocated to any project is reduced by the estimated cost of support activities performed by the City of Waco such as engineering, right of way incidentals and construction inspection. The development community cost share needs to be at least 50 percent and can include contributions from various private entities.

Without the Cost Share / Economic Development Program and the resulting development community contribution, several projects would not be built.

The balance currently stands at $0.

Selection Process (Draft)

Requests shall be submitted to the Director of Public Works to determine project scope/costs. Funding requests are limited to the balance of funds set-aside annually.

Requests are reviewed and ranked by the Public Works Selection Team based on the following criteria: 1) economic development, 2) transportation need, and 3) public benefit. The Public Works Selection team shall be composed of the Director of Public Works or Designate, Public Works Chief Finance Officer, Public Works Engineering Manager and Lead Development Engineer. Recommendations from the Public Works Selection Team shall be submitted to City Council for final selection and approval to move forward with any formalized agreement.

If City of Waco's Cost Share / Economic Development Program projects result in cost overruns, the development community and City of Waco shall equally be responsible for cost overages. If project costs are less than anticipated, cost savings are equitably be returned at a pro-rated amount based on the contributions of each party.

Capital Cost

FY2023 Budget
$1,000,000

Total Budget (all years)
$9M

Project Total
$9M

Capital Cost by Year

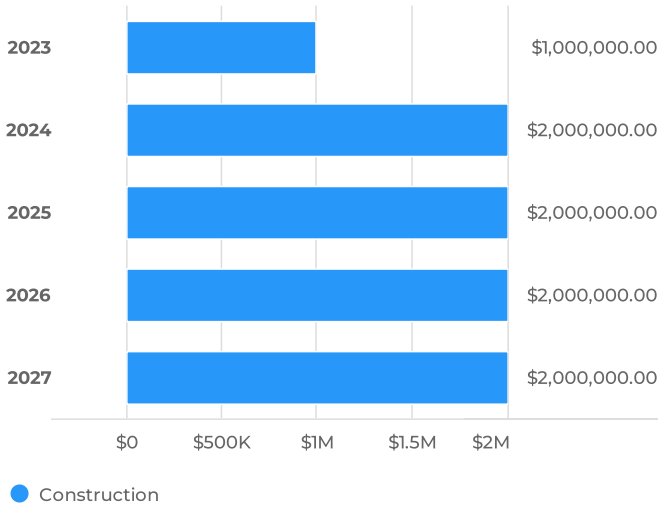

Capital Cost for Budgeted Years



Capital Cost Breakdown

Capital Cost	FY2023	FY2024	FY2025	FY2026	FY2027	Total
Construction	$1,000,000	$2,000,000	$2,000,000	$2,000,000	$2,000,000	$9,000,000
Total	**$1,000,000**	**$2,000,000**	**$2,000,000**	**$2,000,000**	**$2,000,000**	**$9,000,000**

Funding Sources

FY2023 Budget
$1,000,000

Total Budget (all years)
$9M

Project Total
$9M

Funding Sources by Year

Funding Sources for Budgeted Years

Funding Sources Breakdown

Funding Sources	FY2023	FY2024	FY2025	FY2026	FY2027	Total
General Fund COs	$1,000,000	$2,000,000	$2,000,000	$2,000,000	$2,000,000	$9,000,000
Total	**$1,000,000**	**$2,000,000**	**$2,000,000**	**$2,000,000**	**$2,000,000**	**$9,000,000**

Interlocal Agreement McLennan County - Warren Road

Overview

Submitted By	Amy Burlarley-Hyland, Public Works Director
Request Owner	Jim Reed, Program Manager- Public works
Est. Start Date	04/03/2023
Est. Completion Date	06/30/2023
Department	Streets
Type	Capital Improvement
Project Number	New Project

Description

An Interlocal Agreement between the City of Waco and McLennan County was executed on March 15, 2016. The purpose of the Agreement is to support the City of Waco entering into a License and Permit Agreement with the County which will allow the City to install a 12" waterline and associated service lines on Warren Road between Ritchie Road and Old Lorena Road. The City and the County governing bodies agreed that the City should provide certain maintenance to Warren Road since the road will be more difficult to maintain due to the City's water improvements.

The initial street and utility work was accepted as complete by the summer of 2017.

All work shall be be performed in the jurisdictional boundary of McLennan County.

Images

Water System Improvements - Warren Road

Strategic Priority: Water Distribution

Council District(s): NA

Type of Project: Water Department: Utilities

Project Description

This project consists of installing a new water line along Warren Rd. This project is one of several projects aimed at replacing undersized water lines and installing new water lines along portions of Warren Rd., Spring Valley Rd., Old Lorena Rd., Chapel Rd. and Ritchie Rd.

Project History

The City of Waco recently began providing service to the area west of Hewitt. Based on 2040 water model results, the exiting infrastructure is not adequately sized to serve growth. The proposed water lines will supply surface water to this area and allow the City of Waco to return control of the local water well owned by the City of Hewitt.

Community Benefit

Warren Road ILA (Maintenance)

Building Waco PI Sheet

Warren Road ILA (Maintenance)

Contractor Photos - Black Rock

Warren Road ILA (Maintenance)

Contractor Photos - Black Rock

Details

Useful life of Asset	7 Years +
Cost Saving explanation	None
Increase operational cost explanation	None
Type of Project	Partnership Agreement
Ranking	Multidepartment project
Strategic Goal	Improve Infrastructure

Location

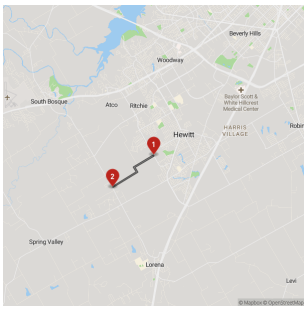

Supplemental Attachments

Interlocal Agreement McLennan County - Warren Road **(/resource/cleargov-prod/projects/documents/5806bdb2f153b866c7b5.pdf)**

Terms of Agreement Executed March 15, 2016

Interlocal Attachment McLennan County - Warren Road **(/resource/cleargov-prod/projects/documents/9e21830d0b802245c79d.pdf)**

Map Attachment

Warren Road ILA OPC (Maintenance)(/resource/cleargov-prod/projects/documents/e22f61d7ba6edd2bb6ec.xlsx)

2023 Cost Estimate

JUSTIFICATION

Service terms to be performed by the City of Waco based on the Interlocal Agreement.

The City shall perform or cause to be performed the following road surface maintenance services to Warren Road:

1. Milling, reshaping, and restoration of material loss, including base repair.
2. Patching, repairing, surface treatment and joint filling of asphalt or concrete pavement.
3. Repair of traveled road and shoulders to maintain the edge of pavement.
4. Pavement markings and striping.
5. Applying dust control.
6. Traffic control and warning signs during maintenance operations.

The services to be performed by the City to Warren Road will be limited to road surface maintenance only. All other activities related to Warren Road, such as ditch maintenance, drainage, driveway and culvert permitting, and utility installations will remain the right and responsibility of the County.

Capital Cost

Total Budget (all years)
$255K

Project Total
$255K

Capital Cost by Year

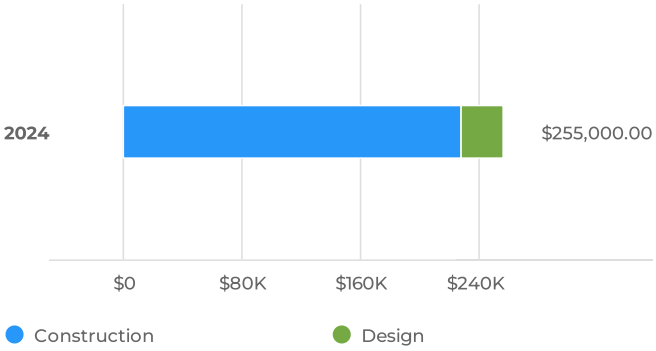

Capital Cost for Budgeted Years

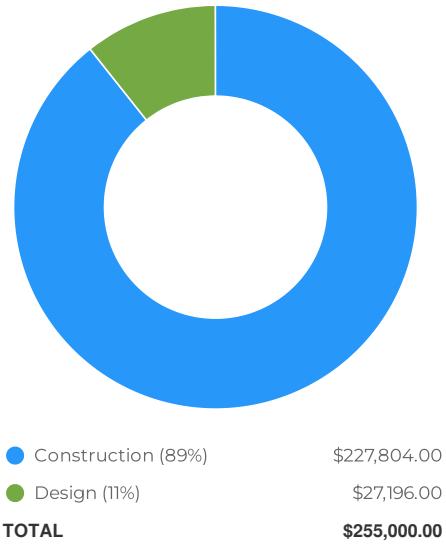

Capital Cost Breakdown

Capital Cost	FY2024	Total
Design	$27,196	$27,196
Construction	$227,804	$227,804
Total	**$255,000**	**$255,000**

Funding Sources

Total Budget (all years)
$255K

Project Total
$255K

Funding Sources by Year

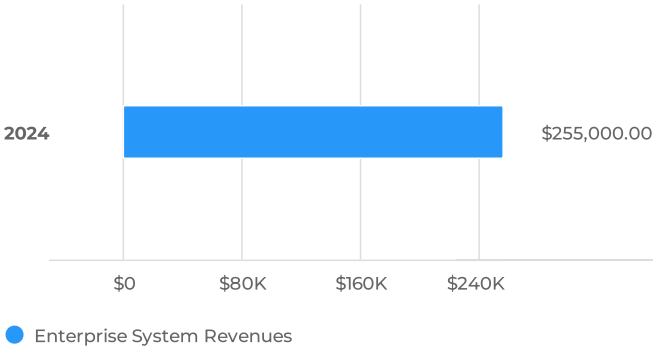

Funding Sources for Budgeted Years



Funding Sources Breakdown

Funding Sources	FY2024	Total
Enterprise System Revenues	$255,000	$255,000
Total	**$255,000**	**$255,000**

Neighborhood Improvement Program

Overview

Submitted By	Amy Burlarley-Hyland, Public Works Director
Request Owner	Jim Reed, Program Manager- Public works
Est. Start Date	10/03/2022
Est. Completion Date	06/30/2023
Department	Streets
Type	Capital Improvement
Project Number	New Project

Description

The creation of a Neighborhood Improvement Program will provide funding to increase the quality of life for the residents of Waco. The program will focus on improving and/or adding sidewalks, improving or adding streetlights, and improving the street infrastructure.

Citywide Title II and Title III Americans with Disabilities Act (ADA) improvements to areas identified in the Public Works living ADA Transition Plan.

Title II and Title III require that state and local governments ensure that persons with disabilities have access to the pedestrian routes in the public right of way. An important part of this requirement is the obligation whenever streets, roadways, or highways are "*altered*" to provide curb ramps where street level pedestrian walkways cross curbs. This requirement is intended to ensure the accessibility and usability of the pedestrian walkway for persons with disabilities.

For sidewalks, Public Works currently has an on-going Pavement Assessment and Data Management Services contract with Fugro that includes using ARAN to collect Digital Right-of-Way (ROW) images. ARAN is equipped with 3 Sensor cameras offering a high 1920 x 1080 image resolution, a standard angle lens (63?), and a free-running frame rate of 60 frames per second (fps). The collection of this data shall extend to alternative mobility and create an asset inventory database, which will include the inventory data attributes of all desired alternative mobility assets, especially sidewalks. The database will include at a minimum the asset type (e.g., sidewalk), quantity, location (GPS coordinates) and condition.

Images

ADA Transition Plan Improvements

Construction Activities

ADA Transition Plan Improvements

Construction Activities

ADA Transition Plan Improvements

Construction Activities

ADA Transition Plan Improvements

Construction Activities

ADA Transition Plan Improvements

Construction Activities

ADA Transition Plan Improvements

Construction Activities

Details

Useful life of Asset	20 Years +
Cost Saving explanation	None
Increase operational cost explanation	None
Type of Project	Poor to Good
Ranking	6
Strategic Goal	Improve Infrastructure

Supplemental Attachments

ADA Transition Plan(/resource/cleargov-prod/projects/documents/3d1e23e87555efa5a184.pdf)

Citywide list of deferred Title III non-compliant street corners

JUSTIFICATION

The purpose of the City's ADA Transition Plan is to remove barriers or compliance hindrances to the mobility of people with disabilities. The City uses the plan to formalize those ADA non-compliant locations not immediately addressed during construction based on constraints and adverse conditions that must be cleared prior to any work taking place. The U.S. Department of Justice - Civil Rights Division supports all governmental agencies to create an adopted ADA Transition Plan to address deferred construction of sidewalk (curb) ramps at any locations where walkways cross curbs within city streets and within public parking lots.

The sidewalk decision tree shall be based off the needs analysis and condition assessment provided by Fugro. The analysis shall identify the current needs of all assets to bring them to the state that confirms with the City standards. The outcomes of this analysis will include for each asset type the following:
• A list of pavement sections with missing assets, e.g., sections with no sidewalks or missing parts of the sidewalks, with estimates of the quantity of the missing asset, by asset type.
• A list of pavement sections with their assets categorized by condition category (good, fair and poor) with estimates of the quantity in each condition category.

The yearly funds made available to achieve the goal of enhancing alternative mobility (sidewalks) will be distributed among sidewalk sections based on a Priority Index. This Priority Index will be generated to support the identified functional deficiencies associated with known pedestrian movement data, along with other parameters such as functional class and points of interest surveys.

Capital Cost

FY2023 Budget	Total Budget (all years)	Project Total
$1,395,000	$5.395M	$5.395M

Capital Cost by Year

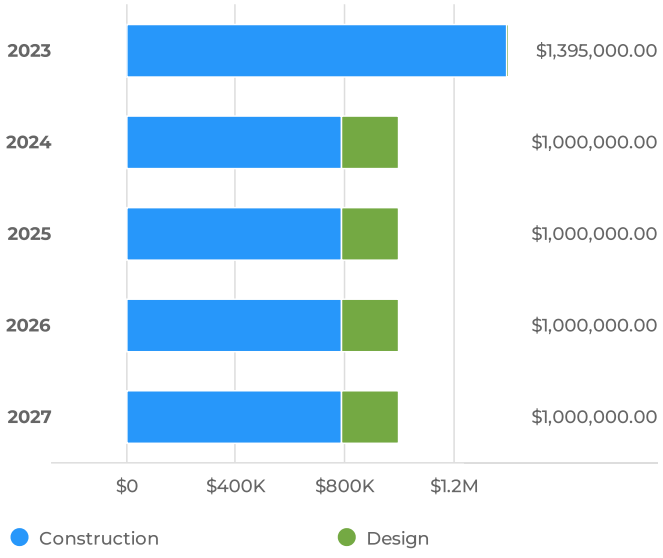

Capital Cost for Budgeted Years

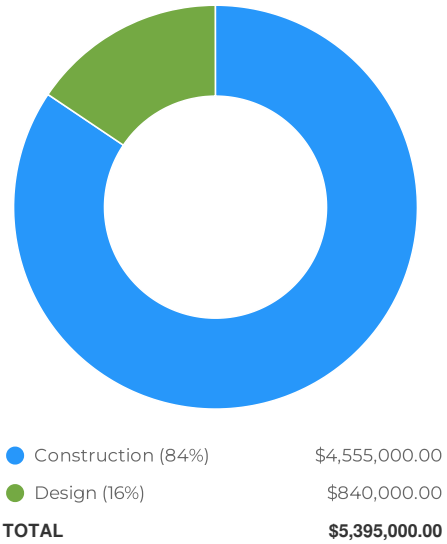

Capital Cost Breakdown

Capital Cost	FY2023	FY2024	FY2025	FY2026	FY2027	Total
Design		$210,000	$210,000	$210,000	$210,000	$840,000
Construction	$1,395,000	$790,000	$790,000	$790,000	$790,000	$4,555,000
Total	**$1,395,000**	**$1,000,000**	**$1,000,000**	**$1,000,000**	**$1,000,000**	**$5,395,000**

Funding Sources

FY2023 Budget	Total Budget (all years)	Project Total
$1,395,000	$5.395M	$5.395M

Funding Sources by Year

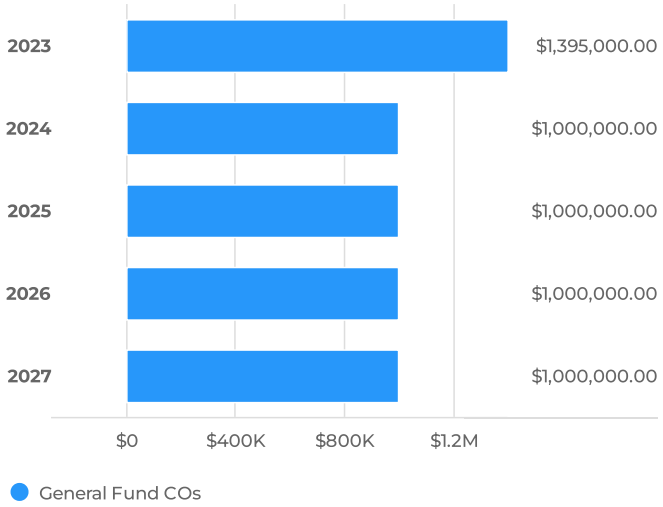

Funding Sources for Budgeted Years

Funding Sources Breakdown

Funding Sources	FY2023	FY2024	FY2025	FY2026	FY2027	Total
General Fund COs	$1,395,000	$1,000,000	$1,000,000	$1,000,000	$1,000,000	$5,395,000
Total	**$1,395,000**	**$1,000,000**	**$1,000,000**	**$1,000,000**	**$1,000,000**	**$5,395,000**

TASA Federal Grant - Cedar Ridge Sidewalks

Overview

Submitted By	Amy Burlarley-Hyland, Public Works Director
Request Owner	Jim Reed, Program Manager- Public works
Est. Start Date	06/01/2021
Est. Completion Date	04/04/2025
Department	Streets
Type	Capital Improvement
Project Number	18ST2101E

Description

The construction project scope shall construct on and off road facilities for pedestrians and cyclists along 19th Street between Lake Shore Drive and Park Lake Drive. Concrete sidewalk widths no less than six feet wide and spanning more than 2,600 feet will be constructed on the north side of 19th Street from Powell Drive to Park Lake Drive. Additional concrete sidewalks will be constructed on the south side of 19th Street between Gregory Lane and Park Lake Drive (approximately 3,000 ft.). Cyclists will be able to utilize on-street buffered bike lanes once work is complete.

Images

Cedar Ridge Sidewalks

TxDOT Grant Funding

Cedar Ridge Sidewalks

18ST2204C

Cedar Ridge Sidewalks

TxDOT Grant Funding

Cedar Ridge Sidewalks

TxDOT Grant Funding

Cedar Ridge Sidewalks

TxDOT Grant Funding

Cedar Ridge Sidewalks

TxDOT Grant Funding

Details

Useful life of Asset	20 Years +
Cost Saving explanation	None
Increase operational cost explanation	None
Type of Project	Partnership Agreement
Ranking	Grant Project
Strategic Goal	Improve Infrastructure

Location

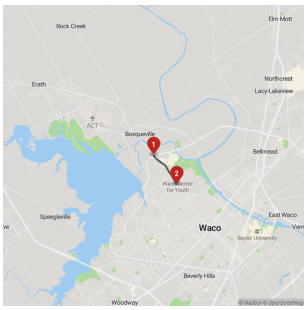

Supplemental Attachments

Application Cedar Ridge Sidewalks(/resource/cleargov-prod/projects/documents/defb6f11d4c36f6c103d.pdf)

Final application resubmitted March 10, 2021

Texas Transportation Commission Minute Order(/resource/cleargov-prod/projects/documents/f330a0c2a38156267a4d.pdf)

JUSTIFICATION

On April 30, 2021 by Minute Order 116003, the Texas Transportation Commission authorized the Cedar Ridge Neighborhood Bike and Ped Connection (Phase 1) Project to advance forward and obligate a not to exceed value of $1,666,320 in federal TA funding for the construction of this project.

Capital Cost

FY2023 Budget	Total Budget (all years)	Project Total
$423,000	$2.673M	$2.673M

Capital Cost by Year

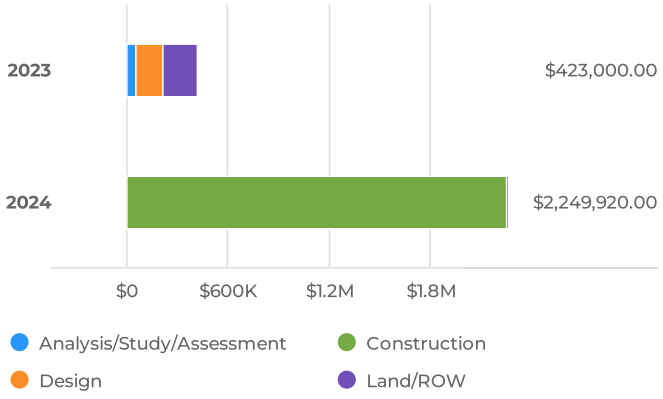

Capital Cost for Budgeted Years

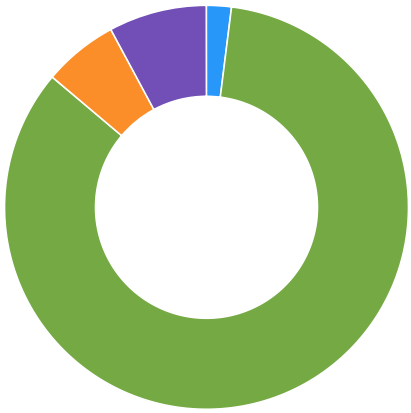

Analysis/Study/Assessment (2%)	$53,000.00
Construction (84%)	$2,249,920.00
Design (6%)	$160,000.00
Land/ROW (8%)	$210,000.00
TOTAL	**$2,672,920.00**

Capital Cost Breakdown

Capital Cost	FY2023	FY2024	Total
Analysis/Study/Assessment	$53,000		$53,000
Design	$160,000		$160,000
Construction		$2,249,920	$2,249,920
Land/ROW	$210,000		$210,000
Total	**$423,000**	**$2,249,920**	**$2,672,920**

Funding Sources

FY2023 Budget	Total Budget (all years)	Project Total
$423,000	$2.673M	$2.673M

Funding Sources by Year

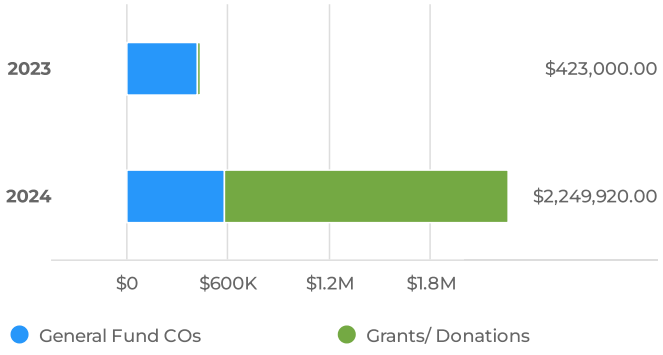

Funding Sources for Budgeted Years

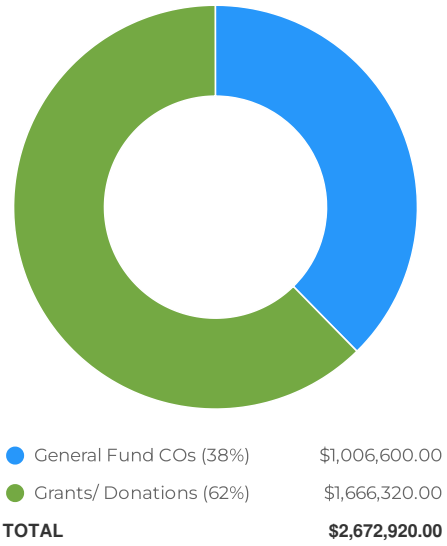

Funding Sources Breakdown

Funding Sources	FY2023	FY2024	Total
General Fund COs	$423,000	$583,600	$1,006,600
Grants/ Donations		$1,666,320	$1,666,320
Total	**$423,000**	**$2,249,920**	**$2,672,920**

TASA Federal Grant - Cesar Chavez Middle Safe Routes to School

Overview

Submitted By	Amy Burlarley-Hyland, Public Works Director
Request Owner	Jim Reed, Program Manager- Public works
Est. Start Date	04/07/2023
Est. Completion Date	09/30/2025
Department	Streets
Type	Capital Improvement
Project Number	New Project

Description

The project shall construct 6 ft. wide reinforced concrete sidewalk and barrier free ramp improvements for approximately 3,136 linear feet along major streets (11th Street, 15th Street, and Clay Avenue). The project's goal is to provide safe opportunities for young walkers between Cesar Chavez Middle and economically disadvantaged neighborhoods bordering the school. The proposed project shall also provide local linkages and connections to a variety of employment centers, households, and activity centers that include but are not limited to the following; Kate Ross Housing Authority Apartments, Diversified Product Development, Economic Opportunities Advancement Corporation, and Magnolia Market at the Silos.

Images

Cesar Chavez Middle School Sidewalks

TxDOT Grant Funding

Cesar Chavez Middle School Sidewalks

TxDOT Grant Funding

Cesar Chavez Middle School Sidewalks

TxDOT Grant Funding

Details

Useful life of Asset	20 Years +
Cost Saving explanation	None
Increase operational cost explanation	None
Type of Project	Partnership Agreement
Ranking	Grant Project
Strategic Goal	Improve Infrastructure

Location

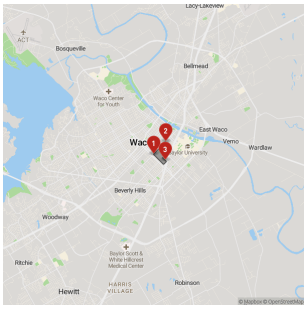

Supplemental Attachments

Application Cesar Chavez Middle SRTS(/resource/cleargov-prod/projects/documents/06053f8c7264c4912c23.pdf)

JUSTIFICATION

On January 7, 2022, the TxDOT Public Transportation Division announced that the Cesar Chavez Middle SRTS application was to receive further consideration for TA funding.

This announcement was due to the passage of the new Infrastructure Investment and Jobs Act (IIJA) by Congress. The passage cites that additional funding shall be made available to the Transportation Alternative Program for the funding years associated with TxDOT's 2021 TA Call for Projects. Once the funding impact of the IIJA is determined, TxDOT intends to take a second look at applications submitted in 2021 for possible inclusion on a conditional project list for future funding consideration by the Texas Transportation Commission.

Final selection would still be based on recommendations from the director of the PTN division responsible for administering the TA Program, the potential benefit of the projects to the state, and their value as enhancements to the surface transportation system.

The total amount of award, if selected, is a not to exceed value of $1,353,399 in federal TA funding for the construction of this project. The total amount in federal funds must be locally matched by a minimum of 20 percent.

Capital Cost

FY2023 Budget	Total Budget (all years)	Project Total
$42,000	$2.127M	$2.127M

Capital Cost by Year

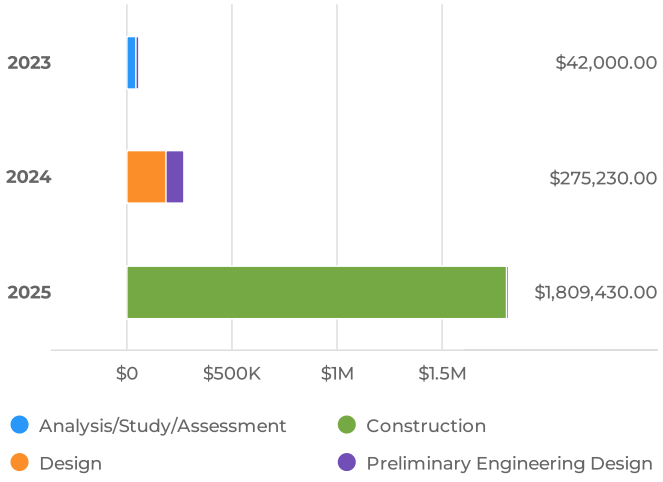

Capital Cost for Budgeted Years

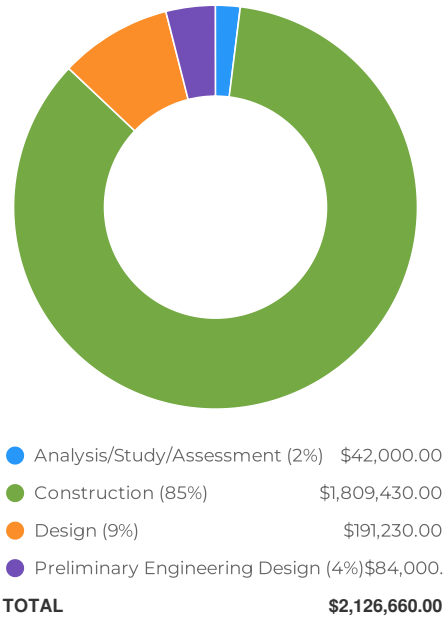

Capital Cost Breakdown

Capital Cost	FY2023	FY2024	FY2025	Total
Analysis/Study/Assessment	$42,000			$42,000
Preliminary Engineering Design		$84,000		$84,000
Design		$191,230		$191,230
Construction			$1,809,430	$1,809,430
Total	**$42,000**	**$275,230**	**$1,809,430**	**$2,126,660**

Funding Sources

FY2023 Budget	Total Budget (all years)	Project Total
$42,000	$2.127M	$2.127M

Funding Sources by Year

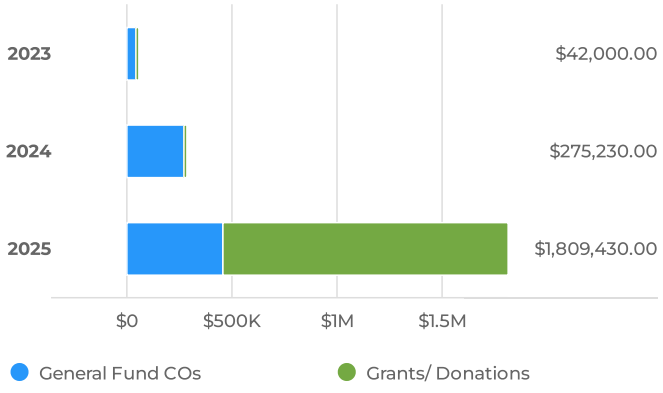

Funding Sources for Budgeted Years

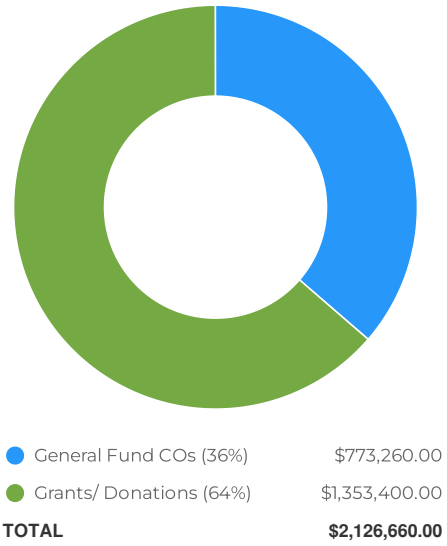

Funding Sources Breakdown

Funding Sources	FY2023	FY2024	FY2025	Total
General Fund COs	$42,000	$275,230	$456,030	$773,260
Grants/ Donations			$1,353,400	$1,353,400
Total	**$42,000**	**$275,230**	**$1,809,430**	**$2,126,660**

TASA Federal Grant - Indian Spring Sidewalks

Overview

Submitted By	Amy Burlarley-Hyland, Public Works Director
Request Owner	Jim Reed, Program Manager- Public works
Est. Start Date	04/07/2023
Est. Completion Date	09/30/2025
Department	Streets
Type	Capital Improvement
Project Number	18ST2204C

Description

The project shall construct 6 ft. wide reinforced concrete sidewalk and barrier free ramp improvements for approximately 4,600 linear feet along major streets (Jefferson Avenue and 3rd Street). The primary project goal is to provide safe opportunities for young walkers between Indian Spring Middle and economically disadvantaged neighborhoods bordering the school. The proposed project shall also provide local linkages and connections to a variety of employment centers, households, and activity centers that include but are not limited to the following; Saint Francis Church and Food Distribution Center, the Historic Lofts at Waco High, Sul Ross Activity Center/Skatepark, and Helen Marie Taylor Museum.

Images

Indian Spring Middle Sidewalks

TxDOT Grant Funding

Indian Spring Middle Sidewalks

TxDOT Grant Funding

Indian Spring Middle Sidewalks

TxDOT Grant Funding

Indian Spring Middle Sidewalks

TxDOT Grant Funding

Indian Spring Middle Sidewalks

TxDOT Grant Funding

Indian Spring Middle Sidewalks

TxDOT Grant Funding

Details

Useful life of Asset	20 Years +
Cost Saving explanation	None
Increase operational cost explanation	None
Type of Project	Partnership Agreement
Ranking	Grant Project
Strategic Goal	Improve Infrastructure

Location

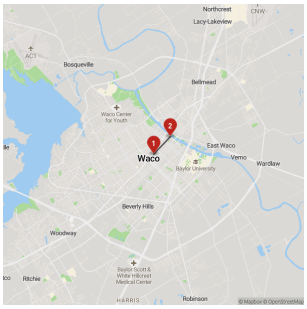

Supplemental Attachments

Application Indian Spring Pedestrian Connectivity Improvements **(/resource/cleargov-prod/projects/documents/c7ce3364190e376183e6.pdf)**

Final Application Submitted on September 20, 2021

Texas Transportation Commission Minute Order(/resource/cleargov-prod/projects/documents/1ab11ca65c63552d7d86.pdf)

At their meeting on October 28th, the Texas Transportation Commission (the Commission) authorized the award of Transportation Alternative Set-Aside (TA) funds for the 2021 call for projects associated with fiscal year 2021 - 2022 federal appropriations, anticipated future distributions of TA funds, and project underruns. City of Waco's Indian Spring Pedestrian Connectivity Improvements was awarded funding in this authorization.

JUSTIFICATION

On October 28, 2021 by Minute Order 116126, the Texas Transportation Commission authorized the Indian Spring Pedestrian Connectivity Improvements Project to receive future TA funding based on recommendations from the director of the PTN division responsible for administering the TA Program, the potential benefit of the projects to the state, and their value as enhancements to the surface transportation system.

The total amount awarded is a not to exceed value of $993,357 in federal TA funding for the construction of this project. The total amount in federal funds must be locally matched by a minimum of 20 percent.

Capital Cost

FY2023 Budget	Total Budget (all years)	Project Total
$105,000	$1.591M	$1.591M

Capital Cost by Year

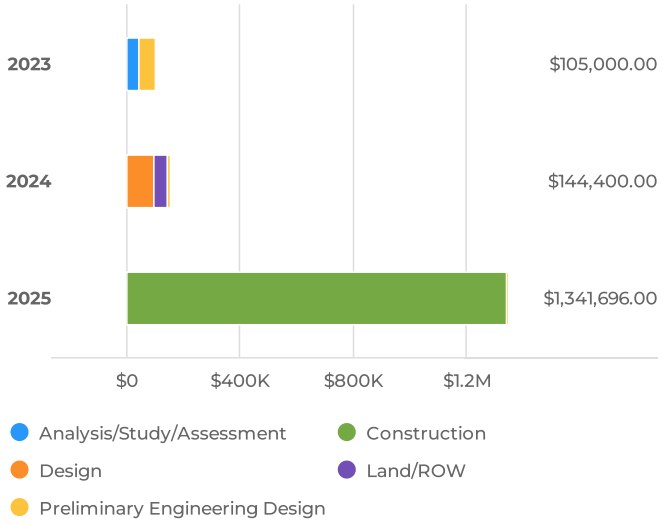

Capital Cost for Budgeted Years

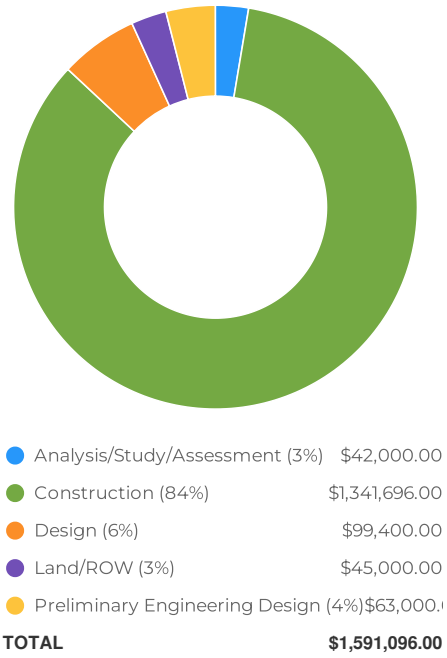

Capital Cost Breakdown

Capital Cost	FY2023	FY2024	FY2025	Total
Analysis/Study/Assessment	$42,000			$42,000
Preliminary Engineering Design	$63,000			$63,000
Design		$99,400		$99,400
Construction			$1,341,696	$1,341,696
Land/ROW		$45,000		$45,000
Total	**$105,000**	**$144,400**	**$1,341,696**	**$1,591,096**

Funding Sources

FY2023 Budget	Total Budget (all years)	Project Total
$105,000	$1.591M	$1.591M

Funding Sources by Year

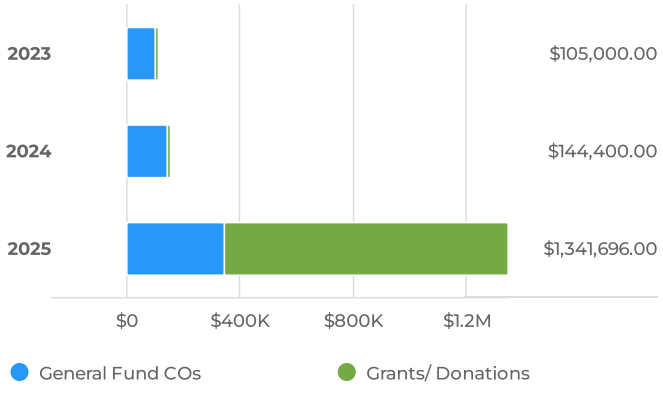

Funding Sources for Budgeted Years

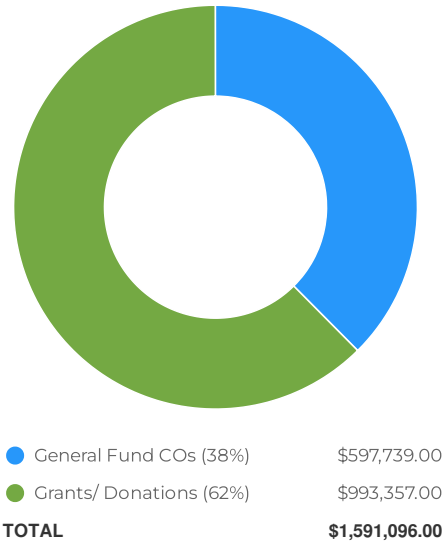

Funding Sources Breakdown

Funding Sources	FY2023	FY2024	FY2025	Total
General Fund COs	$105,000	$144,400	$348,339	$597,739
Grants/ Donations			$993,357	$993,357
Total	**$105,000**	**$144,400**	**$1,341,696**	**$1,591,096**

TASA Federal Grant - MKT East Waco Rails to Trails Connection

Overview

Submitted By	Amy Burlarley-Hyland, Public Works Director
Request Owner	Jim Reed, Program Manager- Public works
Est. Start Date	11/01/2021
Est. Completion Date	06/07/2024
Department	Streets
Type	Capital Improvement
Project Number	18ST2204A

Description

The project shall construct a 12 ft. wide reinforced concrete shared use trail for approximately 5,650 linear feet that can support safer mobility options for both pedestrians and cyclists. City planners have included the old East Waco MKT route since the 1980s in long-term studies of how the city's trail system could be expanded from the river corridor to the rest of Waco. In the Spring 2016, City officials purchased rights to 46 acres (3 linear miles of property) from the Union Pacific Railroad for $600,000.

Images

MKT East Waco Rails to Trails

TxDOT Grant Funding

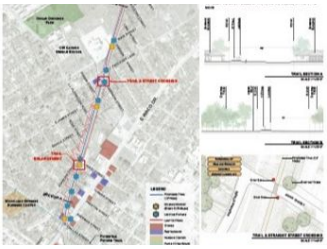

MKT East Waco Rails to Trails

TxDOT Grant Funding

MKT East Waco Rails to Trails

TxDOT Grant Funding

MKT East Waco Rails to Trails

TxDOT Grant Funding

MKT East Waco Rails to Trails

TxDOT Grant Funding

MKT East Waco Rails to Trails

TxDOT Grant Funding

Details

Useful life of Asset	20 Years +
Cost Saving explanation	None
Increase operational cost explanation	None
Type of Project	Partnership Agreement
Ranking	Grant Project
Strategic Goal	Improve Infrastructure

Location

Supplemental Attachments

Application MKT East Waco R2T(/resource/cleargov-prod/projects/documents/b97ea8d48c3e467a8da8.pdf)

Final application resubmitted on March 17, 2020

Texas Transportation Commission Minute Order(/resource/cleargov-prod/projects/documents/a9e1590d3da583cc4ef5.pdf)

JUSTIFICATION

On April 30, 2021 by Minute Order 116003, the Texas Transportation Commission authorized the MKT East Waco Rails to Trails Connection (Phase 1) Project to advance forward and obligated a not to exceed value of $2,310,054 in federal TA funding for the construction of this project. Total project cost 3,547,654. Cost to the City of Waco $1,237,600.

Capital Cost

FY2023 Budget	Total Budget (all years)	Project Total
$3,122,400	$3.122M	$3.122M

Capital Cost by Year

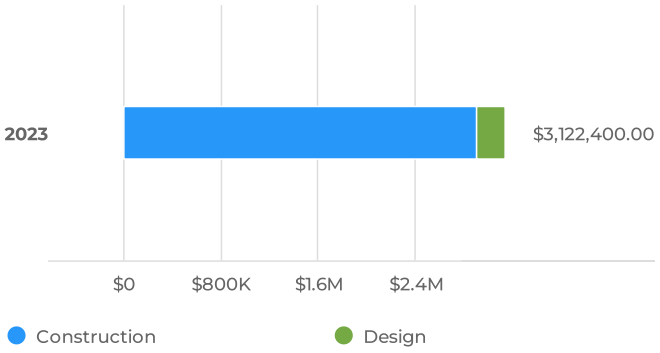

Capital Cost for Budgeted Years

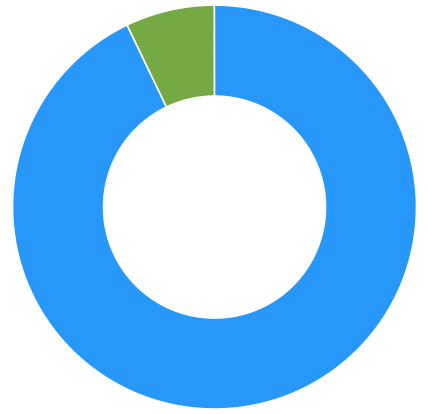

Construction (93%)	$2,900,000.00
Design (7%)	$222,400.00
TOTAL	**$3,122,400.00**

Capital Cost Breakdown

Capital Cost	FY2023	Total
Design	$222,400	$222,400
Construction	$2,900,000	$2,900,000
Total	**$3,122,400**	**$3,122,400**

Funding Sources

FY2023 Budget	Total Budget (all years)	Project Total
$3,122,400	$3.122M	$3.122M

Funding Sources by Year

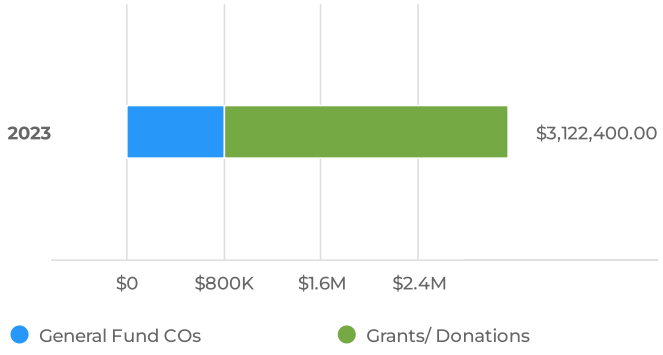

Funding Sources for Budgeted Years

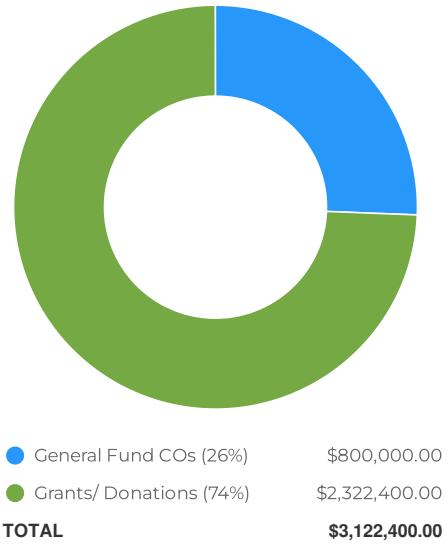

Funding Sources Breakdown

Funding Sources	FY2023	Total
General Fund COs	$800,000	$800,000
Grants/ Donations	$2,322,400	$2,322,400
Total	**$3,122,400**	**$3,122,400**

Transportation Grant Matching / Citywide Safe Routes to School and Neighborhood Safety

Overview

Submitted By	Amy Burlarley-Hyland, Public Works Director
Request Owner	Jim Reed, Program Manager- Public works
Est. Start Date	04/01/2023
Est. Completion Date	06/28/2024
Department	Streets
Type	Capital Improvement
Project Number	New Project

Description

Local match funding is required for most federal, state, and other leveraged transportation grants. This funding source can be used for existing grant funded projects or new grants.

Images

Park Hill Elementary - Site Plan

Midway ISD website

Park Hill Elementary - Front View

Midway ISD Website



Matching Grant Funding

Programs Statewide

Matching Grant Funding

Programs Statewide

Matching Grant Funding

Programs Statewide

Matching Grant Funding

Programs Statewide



Matching Grant Funding

Programs Statewide

Matching Grant Funding

Programs Statewide

Matching Grant Funding

Programs Statewide

Details

Location

Useful life of Asset	20 Years +
Cost Saving explanation	None
Increase operational cost explanation	None
Type of Project	Partnership Agreement
Ranking	Grant Project
Strategic Goal	Improve Infrastructure

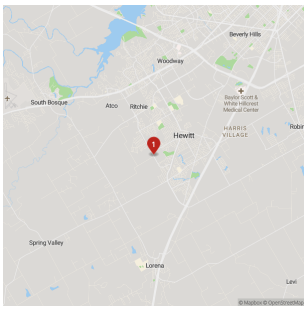

Supplemental Attachments

Waco Active Transportation Plan(/resource/cleargov-prod/projects/documents/a835a1fef267284282fb.pdf)

Adopted July 18, 2019 - RES2019-0005

JUSTIFICATION

The target programs fund all roadway safety improvements for access—especially low-impact transportation modes—to Waco schools from K-12. The funding interest supports the entire process from public engagement to solution development, project design, and field construction. The programs will fund projects that have been developed for pre-identified schools, and projects and schools to be determined during the budget cycle. Typical improvements include signing and striping, beacons, sidewalks, medians, and traffic-calming devices.

Various programs of interest also deliver traffic safety and traffic calming above and beyond the typical, standard traffic signs and pavement markings funded within the Waco Streets operating budget. Examples include speed bumps, traffic islands, crosswalk beacons, traffic barriers, and surface-mounted delineators at specific locations or for a neighborhood.

Sample programs include the following:

1. Safe Routes to School / Safe Routes to Parks
2. Transportation Alternatives Set-Aside
3. Highway Safety Improvements
4. Road to Zero
5. Water (Drainage) Development Board
6. Recreational Trails
7. RAISE Discretionary
8. Rails to Trails Conservancy

One EXAMPLE need that has recently surfaced as a community priority is the on-going construction of Midway ISD's new elementary school, Park Hill Elementary. The 7th Midway ISD elementary campus is designed for 750 students, grades preK-5th, and programmed for approximately 104,500 SF. The 54-acre proposed site borders Ritchie Road on the west and Hewitt Park on the east in Hewitt, TX. The site is master planned to accommodate a potential future Middle School, with the elementary fronting Ritchie Road and the Middle School to the east of the new elementary.

No planning, design or implementation strategies are available or have been identified in the Metropolitan Planning Organization's Active Transportation Plan to support this rapidly emerging development. Initial demands require a composite study of Warren Road and Ritchie Road to determine the need for sidewalk installation and street improvements, urban greening and vegetation, school bus accommodations, and vehicular circulation and management. Any planning efforts started shall be in close partnership with the City of Hewitt, McLennan County and Midway ISD's campus development committee made up of administrative staff, teachers and community stakeholders.

Capital Cost

FY2023 Budget	Total Budget (all years)	Project Total
$285,000	$2.085M	$2.085M

Capital Cost by Year

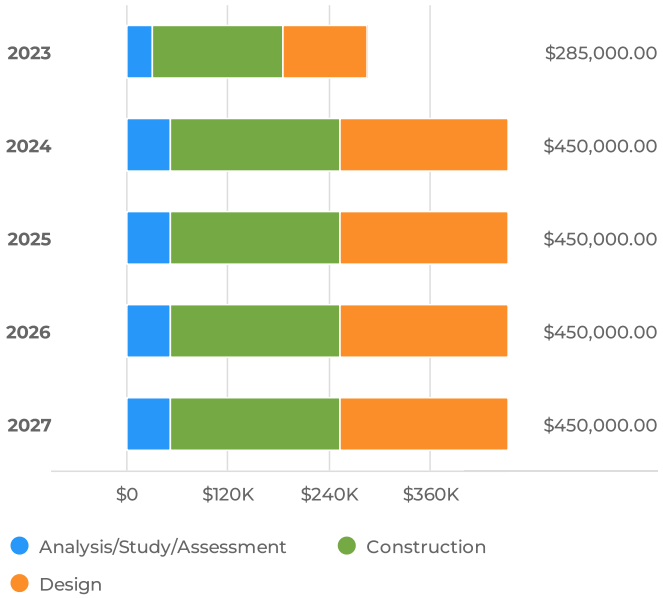

Capital Cost for Budgeted Years

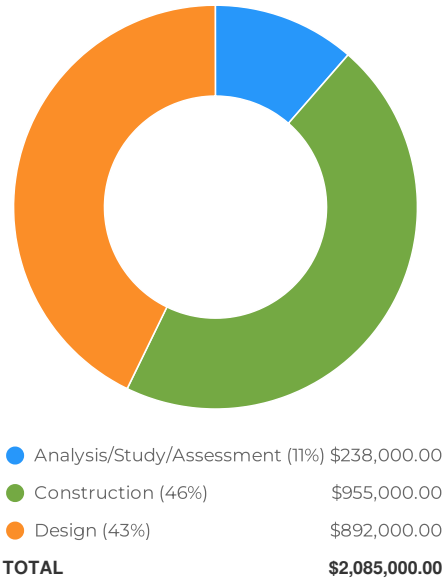

Capital Cost Breakdown

Capital Cost	FY2023	FY2024	FY2025	FY2026	FY2027	Total
Analysis/Study/Assessment	$30,000	$52,000	$52,000	$52,000	$52,000	$238,000
Design	$100,000	$198,000	$198,000	$198,000	$198,000	$892,000
Construction	$155,000	$200,000	$200,000	$200,000	$200,000	$955,000
Total	**$285,000**	**$450,000**	**$450,000**	**$450,000**	**$450,000**	**$2,085,000**

Funding Sources

FY2023 Budget	Total Budget (all years)	Project Total
$285,000	$2.085M	$2.085M

Funding Sources by Year

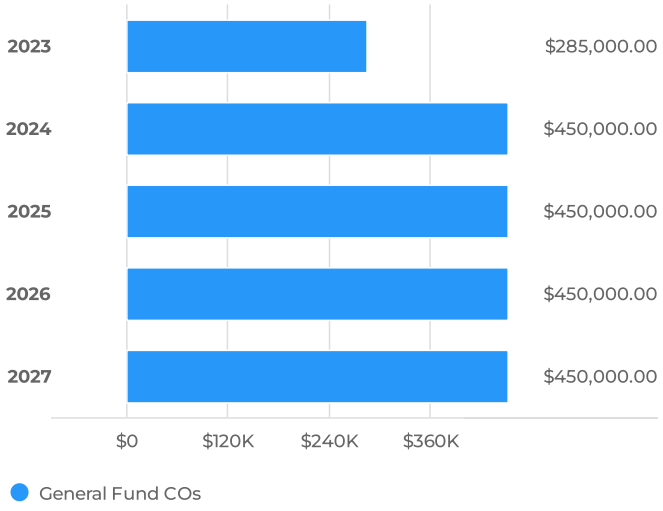

Funding Sources for Budgeted Years

Funding Sources Breakdown

Funding Sources	FY2023	FY2024	FY2025	FY2026	FY2027	Total
General Fund COs	$285,000	$450,000	$450,000	$450,000	$450,000	$2,085,000
Total	**$285,000**	**$450,000**	**$450,000**	**$450,000**	**$450,000**	**$2,085,000**

CAMERON PARK ZOO REQUESTS

Family Restrooms at Asian Forest and Penguin

Overview

Request Owner	Manda Butler, General Curator
Est. Start Date	11/01/2022
Est. Completion Date	09/04/2025
Department	Cameron Park Zoo
Type	Capital Improvement
Project Number	New Project

Description

Our facility currently has no restroom facilities to accommodate guests with small children of the opposite gender (i.e. a dad with small daughters). We also do not have current facilities to accommodate guests with special needs, which might include an adult changing table. In addition,the Asian Forest area has no current restroom facilities and is a good distance from our other existing restroom facilities. The Asian Forest would be constructed first then the Penguin Restroom would be added after the completion of the Penguin Exhibit.

Images

Asia family restroom 1

Future sight of a family restroom in the Asian forest

Asia family restroom 2

Future site of a family style restroom in the Asian forest.

Penguin family restroom 1

Penguin family restroom 2

Site of the future penguin exhibit and family restroom

Details

Cost Saving explanation	N/A
Useful life of Asset	20+ years
Type of Project	New Construction
Ranking	2
Strategic Goal	ENHANCE QUALITY OF LIFE

Location

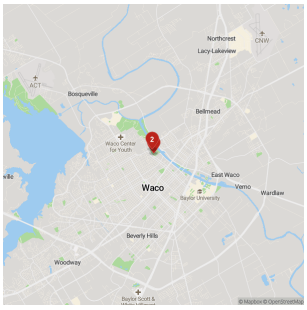

JUSTIFICATION

The Association of Zoo and Aquariums (the zoo's accrediting body) standards state:

7.9. The institution must follow a written diversity, equity, access, and inclusion program. Programs must be proactive and transparent, with measurable goals for assessing progress, and must have a paid staff member(s) or committee responsible for oversight. Explanation: Programs must reflect recognition of the important connection between mission and diversity, and present an on-going effort to enhance diversity, equity, access, and inclusion. Efforts must address areas including paid and unpaid staff, guests/audience, and supplier diversity. Programs must be evaluated at least annually for effectiveness and content, and refinements made as needed. Further information on the establishment of a DEAI program is available from AZA.

Capital Cost

Total Budget (all years)
$960K

Project Total
$960K

Capital Cost by Year

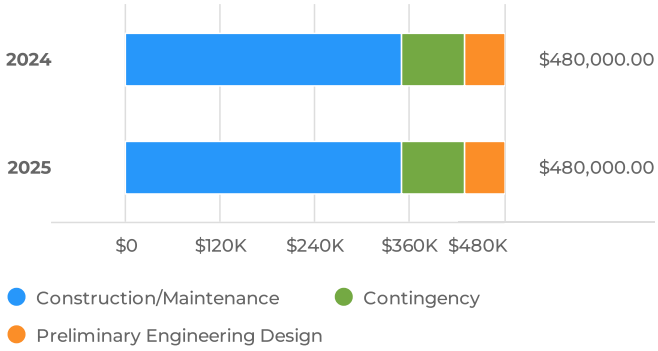

Capital Cost for Budgeted Years

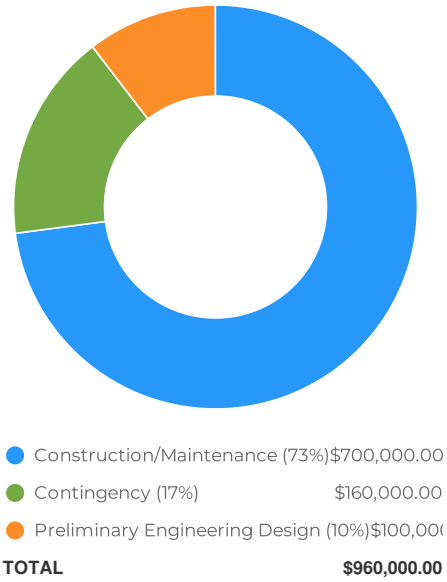

Capital Cost Breakdown

Capital Cost	FY2024	FY2025	Total
Preliminary Engineering Design	$50,000	$50,000	$100,000
Construction/Maintenance	$350,000	$350,000	$700,000
Contingency	$80,000	$80,000	$160,000
Total	**$480,000**	**$480,000**	**$960,000**

Funding Sources

Total Budget (all years)
$960K

Project Total
$960K

Funding Sources by Year

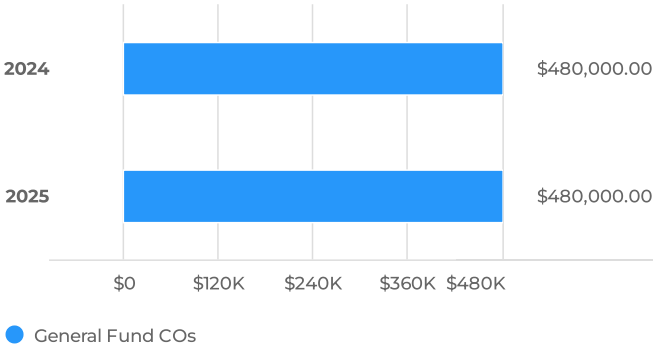

Funding Sources for Budgeted Years

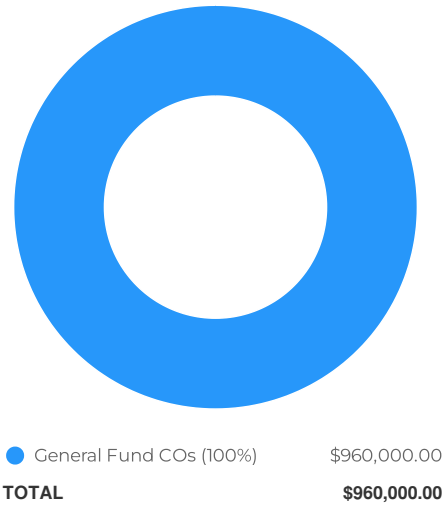

Funding Sources Breakdown

Funding Sources	FY2024	FY2025	Total
General Fund COs	$480,000	$480,000	$960,000
Total	**$480,000**	**$480,000**	**$960,000**

Gibbon Lake Repair

Overview

Request Owner	Manda Butler, General Curator
Est. Start Date	01/05/2026
Est. Completion Date	03/02/2026
Department	Cameron Park Zoo
Type	Capital Improvement
Project Number	New Project

Description

Gibbon lake currently has leaks which have been present for many years. A significant amount of water is lost annually to maintain the lake level. Numerous attempts have been made to repair the leaks in the lake bottom. However, all repairs that have been attempted have not been successful. A permanent solution is needed. The existing bentonite liner is original to the lake and will need to be replaced. In order to do this, the lake will need to be drained, debris cleaned from the bottom and a new liner will need to be purchased and installed. The lake is approximately one acre in size, has an average depth of 3 to 4 feet and holds approximately 1 million gallons of RAW water.

Images

Gibbon lake 1

Photos of the current lake and previous attempts at repairs

Gibbon lake 2

Photos of the current lake and previous attempts at repairs

Gibbon lake 4

Photos of the current lake and previous attempts at repairs

Gibbon lake 3

Photos of the current lake and previous attempts at repairs

Details

Useful life of Asset	15 years
Cost Saving explanation	It will significantly reduce the amount of water waste by reduce our water usage and decrease the water bill.
Increase operational cost explanation	None
Type of Project	Improvement
Ranking	5

Location

Strategic Goal IMPROVE INFRASTRUCTURE

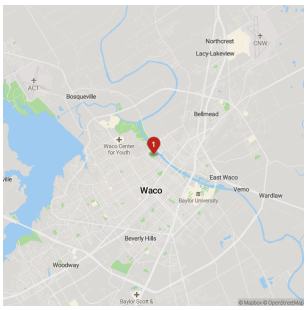

JUSTIFICATION

As a conservation institution, it is imperative that we make every effort to conserve all natural resources, including water. Not only is this contrary to the Cameron Park Zoo and City of Waco's goals of sustainability and conservation. The leak also causes a significant impact on the budget due to the amount of water being lost. $10,000- $15,000 dollars of water is lost monthly. Running pumps and equipment to "top off" the lake daily also causes a significant impact on the budget due to the amount of water we are losing. It is estimated that the City of Waco could see a cost savings of $120,000-$180,000 in savings if a line was installed. The lake level must be maintained at a consistent level so it is safe to exhibit our gibbons and lemurs. The lake itself serves a protective barrier between the animals on exhibit and the general public. If the lake level is too low, we are forced to keep the animals inside their nighthouse, which can have a serious long-term effect on their welfare. It also reduces our visitors' experience on those days, since the animals are not visible. When the lake levels are extremely low and the lake bed is visible, it is cosmetically unappealing.

Capital Cost

Total Budget (all years)
$1.3M

Project Total
$1.3M

Capital Cost by Year

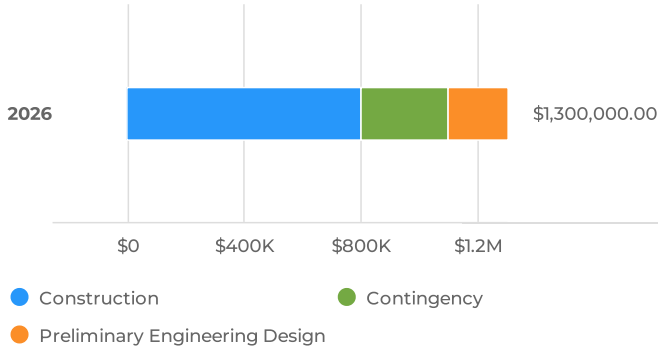

Capital Cost for Budgeted Years

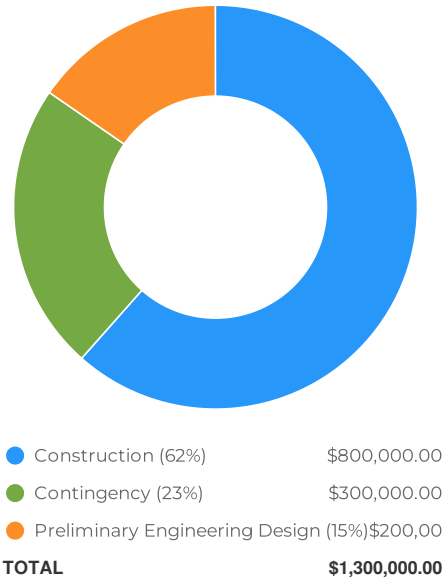

Capital Cost Breakdown

Capital Cost	FY2026	Total
Preliminary Engineering Design	$200,000	$200,000
Construction	$800,000	$800,000
Contingency	$300,000	$300,000
Total	**$1,300,000**	**$1,300,000**

Funding Sources

Total Budget (all years)
$1.3M

Project Total
$1.3M

Funding Sources by Year

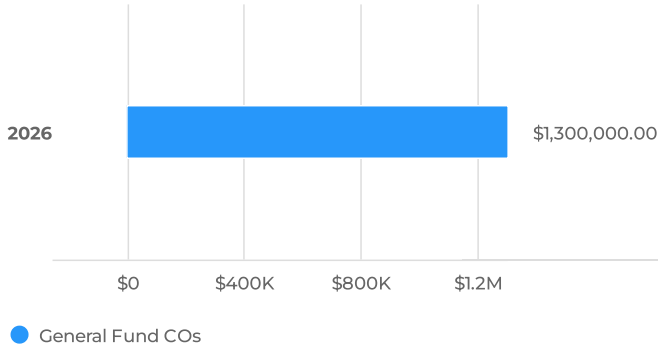

Funding Sources for Budgeted Years

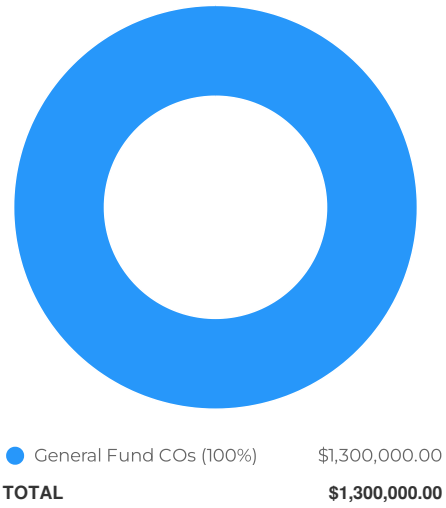

Funding Sources Breakdown

Funding Sources	FY2026	Total
General Fund COs	$1,300,000	$1,300,000
Total	**$1,300,000**	**$1,300,000**

Cost Savings

Total Budget (all years)
$120K

Project Total
$120K

Cost Savings by Year

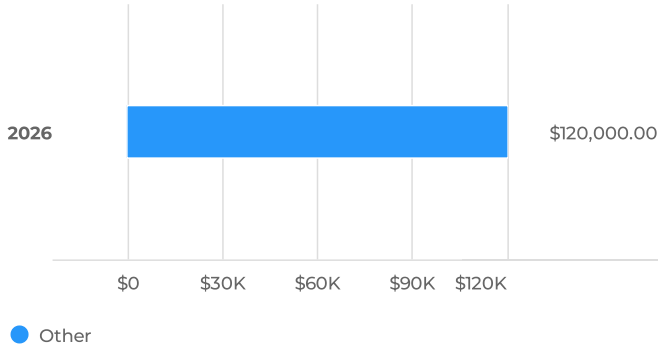

Cost Savings for Budgeted Years

Cost Savings Breakdown

Cost Savings	FY2026	Total
Other	$120,000	$120,000
Total	**$120,000**	**$120,000**

Grammy Nell's Playground renovation

Overview

Request Owner	Manda Butler, General Curator
Est. Start Date	08/28/2023
Est. Completion Date	12/08/2023
Department	Cameron Park Zoo
Type	Capital Improvement
Project Number	New Project

Description

This playground was opened in 1995. The company that created the playground and installed it is no longer in business. Due to the age of the equipment, we have been unable to find a company to do the necessary repairs. Some features of the playground do not meet current standards for ADA accessibility and inclusion.

Images

Playground 1

Photos of the playground open in 1995 and equipment in need of replacement

Playground 2

Photos of the playground open in 1995 and equipment in need of replacement

Playground 3

Photos of the playground open in 1995 and equipment in need of replacement

Playground 4

Photos of the playground open in 1995 and equipment in need of replacement

Playground 5

Photos of the playground open in 1995 and equipment in need of replacement

Details

Cost Saving explanation	N/A
Useful life of Asset	15 years
Type of Project	Refurbishment
Ranking	3
Strategic Goal	PROVIDE A SAFE AND VIBRANT CITY

Location

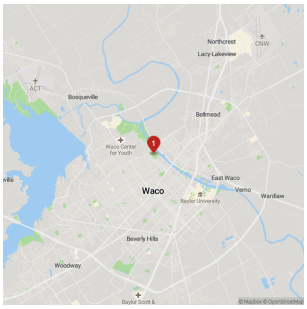

JUSTIFICATION

The Association of Zoos and Aquariums (the zoos accrediting body) standards states:

The institution must follow a written diversity, equity, access, and inclusion program. Programs must be proactive and transparent, with measurable goals for assessing progress, and must have a paid staff member(s) or committee responsible for oversight. Explanation: Programs must reflect recognition of the important connection between mission and diversity, and present an on-going effort to enhance diversity, equity, access, and inclusion. Efforts must address areas including paid and unpaid staff, guests/audience, and supplier diversity. Programs must be evaluated at least annually for effectiveness and content, and refinements made as needed. Further information on the establishment of a DEAI program is available from AZA.

Capital Cost

Total Budget (all years)
$1M

Project Total
$1M

Capital Cost by Year

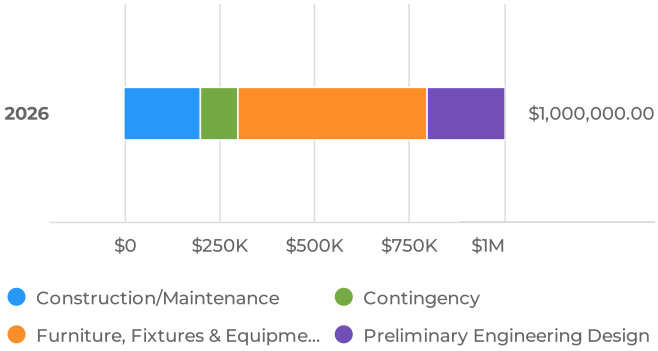

Capital Cost for Budgeted Years

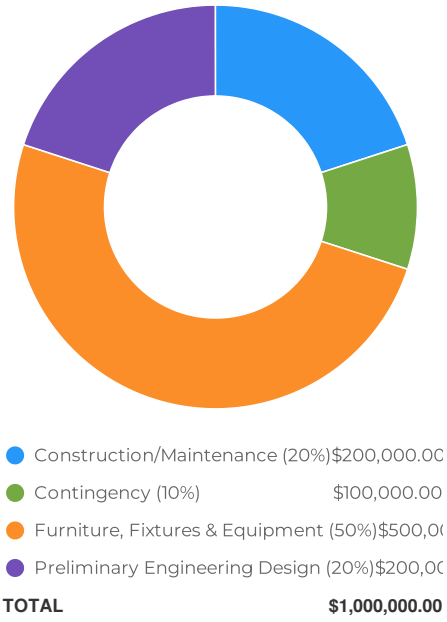

Capital Cost Breakdown

Capital Cost	FY2026	Total
Preliminary Engineering Design	$200,000	$200,000
Construction/Maintenance	$200,000	$200,000
Furniture, Fixtures & Equipment	$500,000	$500,000
Contingency	$100,000	$100,000
Total	**$1,000,000**	**$1,000,000**

Funding Sources

Total Budget (all years)
$1M

Project Total
$1M

Funding Sources by Year

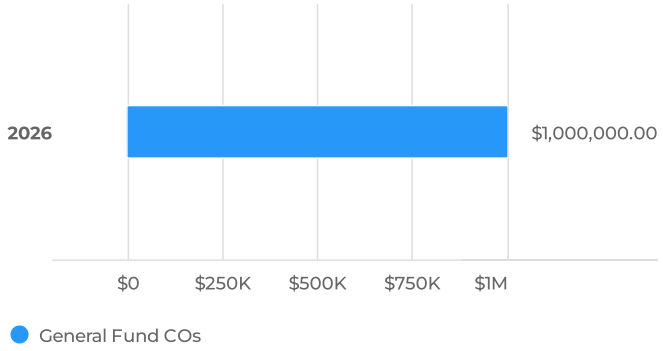

Funding Sources for Budgeted Years

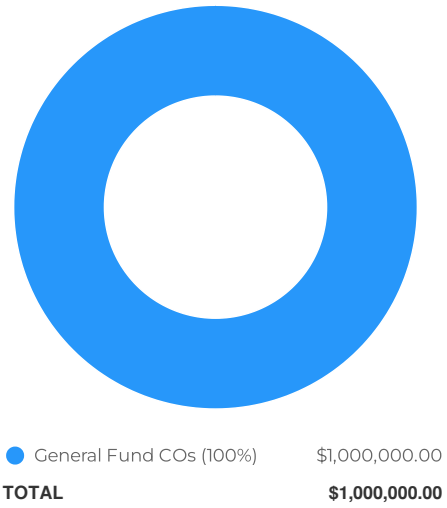

Funding Sources Breakdown

Funding Sources	FY2026	Total
General Fund COs	$1,000,000	$1,000,000
Total	**$1,000,000**	**$1,000,000**

Jaguar Exhibit Expansion

Overview

Request Owner	Manda Butler, General Curator
Est. Start Date	11/01/2023
Est. Completion Date	06/29/2024
Department	Cameron Park Zoo
Type	Capital Improvement
Project Number	New Project

Description

The exhibit does not meet the current minimum standard for exhibit space as designated by the Association of Zoo and Aquariums Jaguar husbandry manual. It also lacks vertical space and visual barriers from the public. The current exhibit is 1,475.7sq.ft with only 36 sq.ft. of vertical utilizable space. The minimum standard requires 1,581 sq.ft. of space for 2 jaguars.

Images

Jaguar 1

Photos of the jaguar exhibit and lack of vertical space

Jaguar 2

Jaguar exhibit photo showing lack of vertical space and the ability to retreat from guest

Jaguar 3

Jaguar exhibit photo showing lack of vertical space and the ability to retreat from guest

Jaguar 4

Jaguar exhibit photo showing lack of vertical space and the ability to retreat from guest

Details

Cost Saving explanation	N/A
Useful life of Asset	N/A
Type of Project	New Construction
Ranking	4
Strategic Goal	IMPROVE INFRASTRUCTURE

Location

JUSTIFICATION

These excerpts were taken from the Association of Zoo and Aquariums Jaguar husbandry manual. They outline the minimum standards for managing Jaguar in human care.

The outdoor enclosure size should be no less than 91.4 m2 (983.8 ft2) with 50% additional square footage per specimen.

High resting areas allow a cat to get above the head level of the visitor, a less psychologically vulnerable position.

Height that has lateral pathways, such as tree branches, is more useable because it increases the total available square footage.

There should be plenty of visual barriers for the animal to feel hidden from the public.

Care should be taken to note behavioral changes and minimize all conditions causing the animals to display signs of stress.

The current pair of jaguars at the Cameron Park Zoo have been on medical management for gastrointestinal issues (inflammatory bowel disease; IBD) that are related to stress. They are on maintenance medications to help minimize the inflammation and clinical signs of IBD such as vomiting, diarrhea, and anorexia. However, during times of heightened stress (i.e., increased number of visitors during spring break) they do have flare-ups requiring additional medications and close monitoring.

Capital Cost

Total Budget (all years)
$3M

Project Total
$3M

Capital Cost by Year

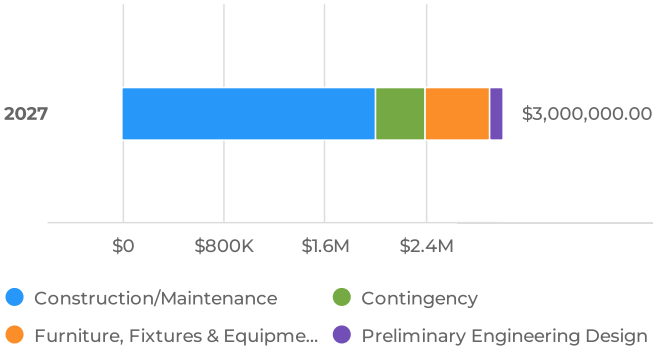

Capital Cost for Budgeted Years

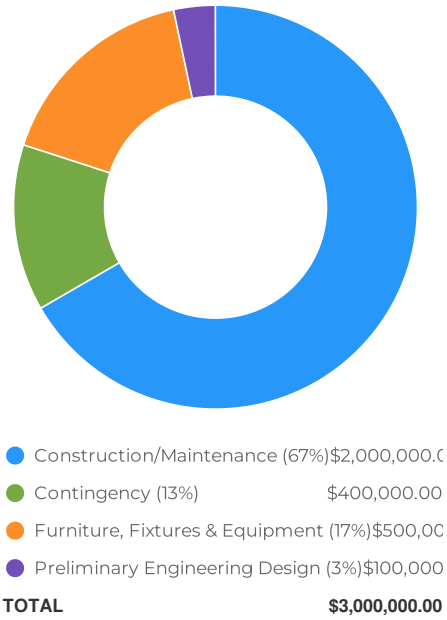

Capital Cost Breakdown

Capital Cost	FY2027	Total
Preliminary Engineering Design	$100,000	$100,000
Construction/Maintenance	$2,000,000	$2,000,000
Furniture, Fixtures & Equipment	$500,000	$500,000
Contingency	$400,000	$400,000
Total	**$3,000,000**	**$3,000,000**

Funding Sources

Total Budget (all years)
$3M

Project Total
$3M

Funding Sources by Year

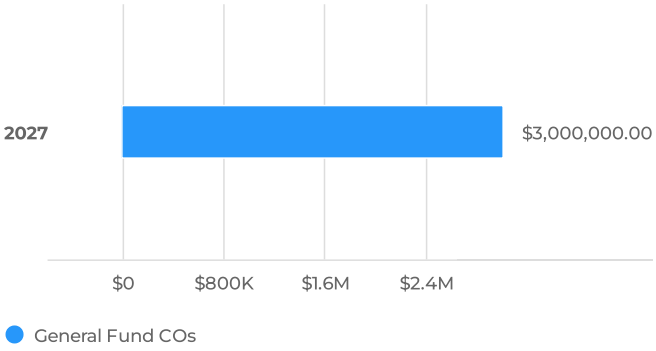

Funding Sources for Budgeted Years

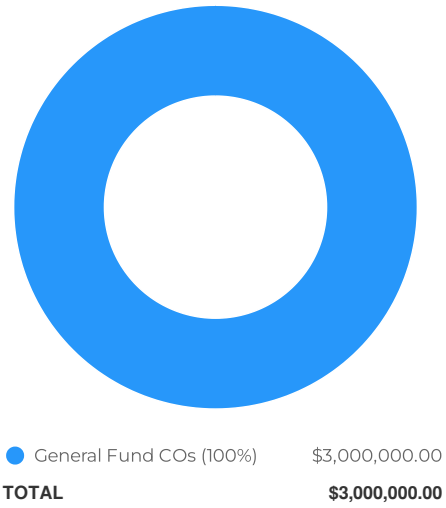

Funding Sources Breakdown

Funding Sources	FY2027	Total
General Fund COs	$3,000,000	$3,000,000
Total	**$3,000,000**	**$3,000,000**

Treetops Café, Restrooms, and Plaza Restrooms to Renovations

Overview

Request Owner	Manda Butler, General Curator
Est. Start Date	01/08/2023
Est. Completion Date	07/04/2023
Department	Cameron Park Zoo
Type	Capital Improvement
Project Number	New Project

Description

The remodeling of the Treetops Cafe front, Treetops restrooms, and the Plaza restrooms to meet ADA compliance for accessibility. These are original to the Cameron Park Zoo's construction in 1993 and are no longer within ADA compliance due to Cafe serving counter heights and the weight of the doors to enter the restroom facilities. The facilities have had many repairs over the years and are mismatched and unsightly.

Images

Treetops cafe 1

ADA no compliant counters at the café

Tree Tops restroom doors

Tree Tops restroom doors that are to heavy of a pull to meet current ADA needs

Inside Tree Tops Restroom repair needs

The current state of the restrooms' that are original to the facility when it opened in 1993

Plaza restroom

Plaza restroom original to the zoo when opened in 1993. This facility has undergone several repairs over the years and has mixed matched tile patches. Humidity is also a factor and the floors remain wet and slick most of time.

Details

Cost Saving explanation	N/A
Useful life of Asset	20 years

Location

Type of Project	Refurbishment
Ranking	1
Strategic Goal	Create a Culture of Equity and Inclusion

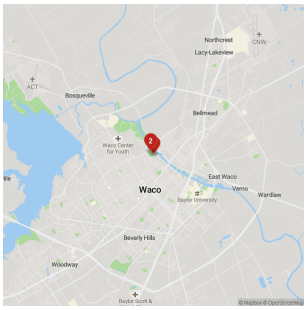

JUSTIFICATION

The Association of Zoo and Aquarium (the accrediting body for the zoo) standards states:

7.9. The institution must follow a written diversity, equity, access, and inclusion program. Programs must be proactive and transparent, with measurable goals for assessing progress, and must have a paid staff member(s) or committee responsible for oversight. Explanation: Programs must reflect recognition of the important connection between mission and diversity, and present an on-going effort to enhance diversity, equity, access, and inclusion. Efforts must address areas including paid and unpaid staff, guests/audience, and supplier diversity. Programs must be evaluated at least annually for effectiveness and content, and refinements made as needed. Further information on the establishment of a DEAI program is available from AZA.

Capital Cost

Total Budget (all years)
$850K

Project Total
$850K

Capital Cost by Year

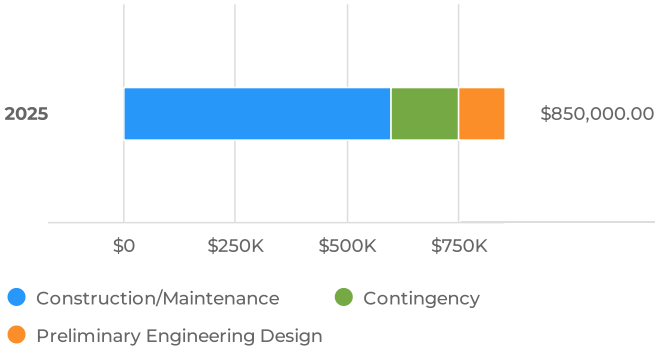

Capital Cost for Budgeted Years

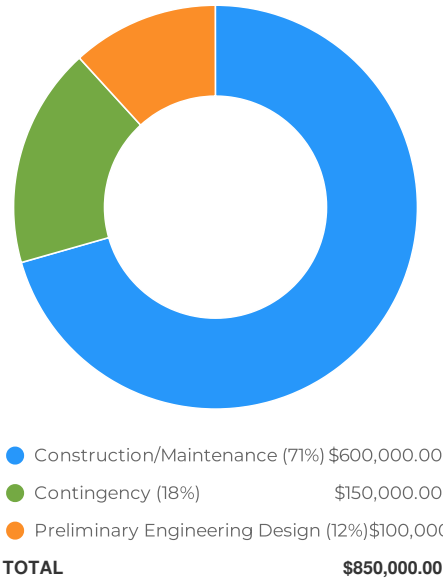

Capital Cost Breakdown

Capital Cost	FY2025	Total
Preliminary Engineering Design	$100,000	$100,000
Construction/Maintenance	$600,000	$600,000
Contingency	$150,000	$150,000
Total	**$850,000**	**$850,000**

Funding Sources

Total Budget (all years)
$850K

Project Total
$850K

Funding Sources by Year

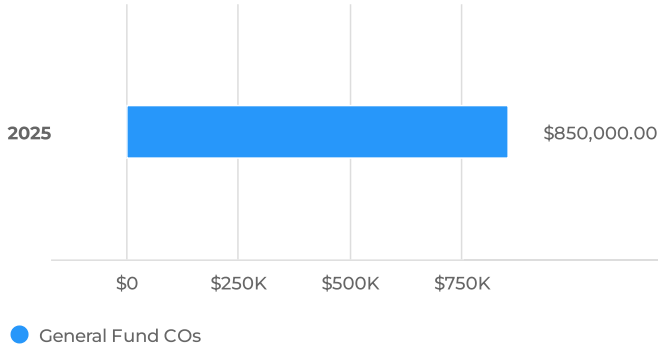

Funding Sources for Budgeted Years

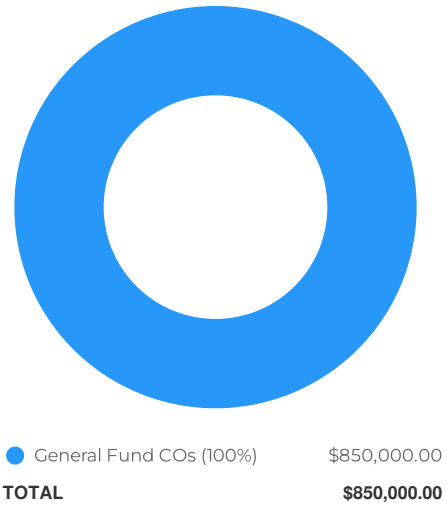

Funding Sources Breakdown

Funding Sources	FY2025	Total
General Fund COs	$850,000	$850,000
Total	**$850,000**	**$850,000**

FIRE SERVICES REQUESTS

City of Waco Command Vehicle

Overview

Submitted By	Gregory Summers, Fire Chief
Request Owner	Gregory Summers, Fire Chief
Department	Fire Services
Type	Capital Equipment
Project Number	New Project

Description

This is a 40 ft Spartan Gladiator Mobile Command Unit to be equipped with industry-standard technology.

Images

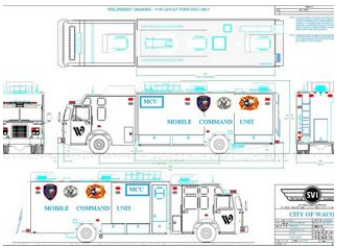

Details

Cost Saving explanation	N/A
Useful life of Asset	30
New Purchase or Replacement	New
New or Used Vehicle	New Vehicle
Ranking	Multidepartment project
Strategic Goal	Provide a Safe and Resilient City

JUSTIFICATION

The City of Waco is in dire need of a Mobile Command Vehicle to establish communication in a variety of situations. Mobile Command Vehicles are often used to coordinate a rapid response to natural disasters and also provide security for large-scale events. The City of Waco has a number of events and situations where a Mobile Command Vehicle can be deployed, whether by Fire, Police, Emergency Management, or Parks. Having command communications close to where there are "boots on the ground" allows for higher levels of Situational Awareness. The value of having this type of communications capability during critical incidents is immeasurable.

Capital Cost

Total Budget (all years)
$1.45M

Project Total
$1.45M

Capital Cost by Year

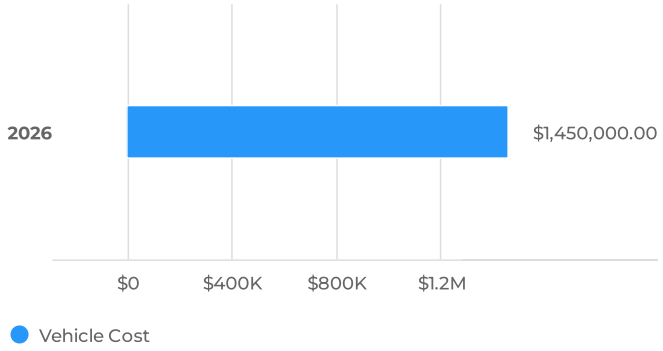

Capital Cost for Budgeted Years

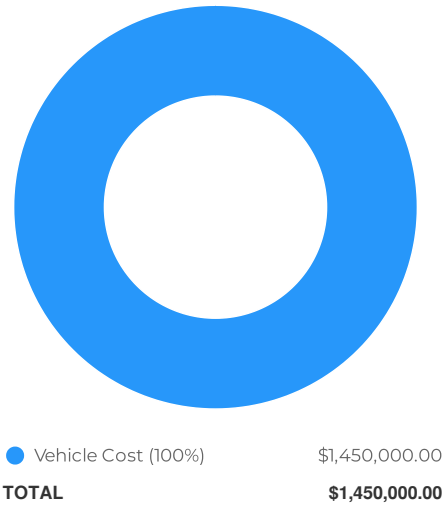

Capital Cost Breakdown

Capital Cost	FY2026	Total
Vehicle Cost	$1,450,000	$1,450,000
Total	**$1,450,000**	**$1,450,000**

Funding Sources

Total Budget (all years)
$1.45M

Project Total
$1.45M

Funding Sources by Year

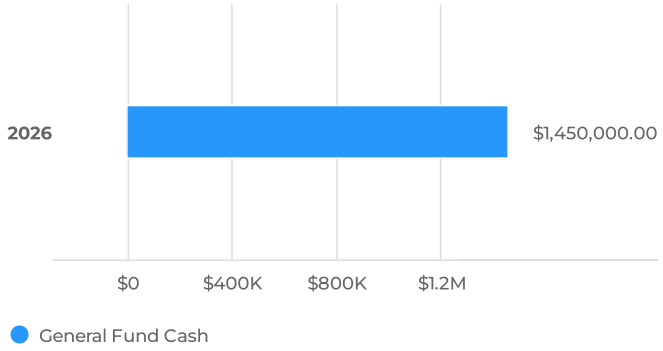

Funding Sources for Budgeted Years

Funding Sources Breakdown

Funding Sources	FY2026	Total
General Fund Cash	$1,450,000	$1,450,000
Total	**$1,450,000**	**$1,450,000**

Operational Costs

FY2023 Budget	Total Budget (all years)	Project Total
$4,000	$42.985K	$42.985K

Operational Costs by Year

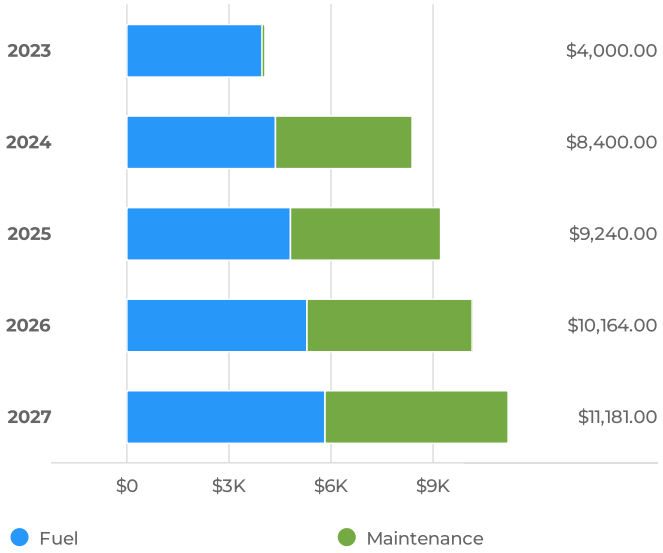

Operational Costs for Budgeted Years

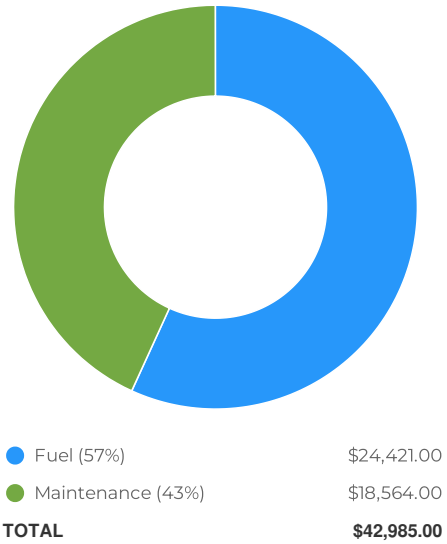

Operational Costs Breakdown

Operational Costs	FY2023	FY2024	FY2025	FY2026	FY2027	Total
Fuel	$4,000	$4,400	$4,840	$5,324	$5,857	$24,421
Maintenance		$4,000	$4,400	$4,840	$5,324	$18,564
Total	**$4,000**	**$8,400**	**$9,240**	**$10,164**	**$11,181**	**$42,985**

Fire Station #4 Relocation

Overview

Submitted By	Gregory Summers, Fire Chief
Request Owner	Gregory Summers, Fire Chief
Est. Start Date	02/13/2023
Est. Completion Date	05/17/2024
Department	Fire Services
Type	Capital Improvement
Project Number	22FD2201

Description

Move current fire station #4 from 1002 Speight Avenue to a proposed location on LaSalle Avenue. The station would be an 8200 square foot facility with three apparatus bays and modern living quarters such as individual bedrooms with Jack-n- Jill bathrooms.

Images

Details

Cost Saving explanation	N/A
Useful life of Asset	50
Type of Project	Replacement
Ranking	2
Strategic Goal	Provide a Safe and Resilient City

Location

JUSTIFICATION

We built the existing facility in 1960 and, although we have remediated the mold issue, there have been persistent problems due to age, which have included asbestos, mold, and drainage. The plumbing at the current facility will not support the installation of an extractor to allow proper laundering of contaminated personal protective equipment (PPE). And the current firefighter accommodations are not consistent with current fire station design standards.

Capital Cost

Total Budget (all years)
$5.1M

Project Total
$5.1M

Capital Cost by Year

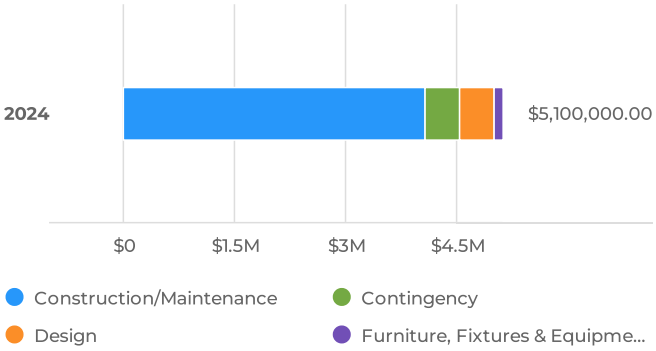

Capital Cost for Budgeted Years

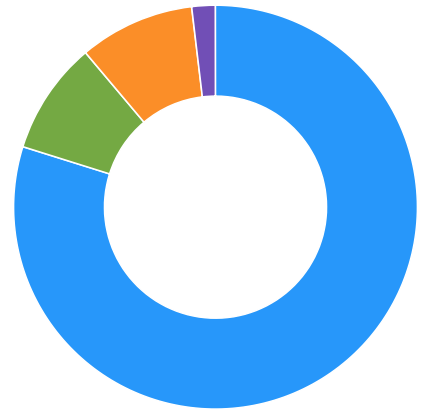

Construction/Maintenance (80%)	$4,072,000.(
Contingency (9%)	$460,000.00
Design (9%)	$472,000.00
Furniture, Fixtures & Equipment (2%)	$96,000.
TOTAL	**$5,100,000.00**

Capital Cost Breakdown

Capital Cost	FY2024	Total
Design	$472,000	$472,000
Construction/Maintenance	$4,072,000	$4,072,000
Furniture, Fixtures & Equipment	$96,000	$96,000
Contingency	$460,000	$460,000
Total	**$5,100,000**	**$5,100,000**

Funding Sources

Total Budget (all years)
$5.1M

Project Total
$5.1M

Funding Sources by Year

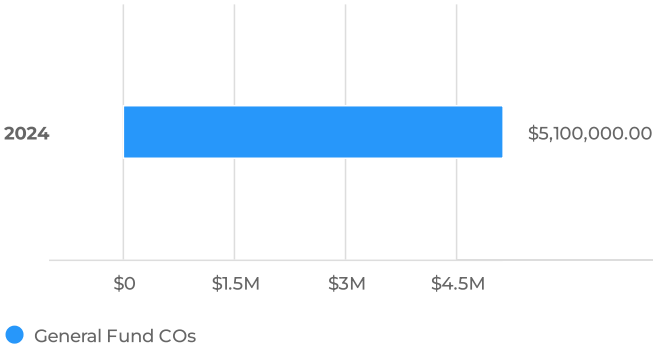

Funding Sources for Budgeted Years

Funding Sources Breakdown

Funding Sources	FY2024	Total
General Fund COs	$5,100,000	$5,100,000
Total	**$5,100,000**	**$5,100,000**

Operational Costs

Total Budget (all years)
$228.578K

Project Total
$228.578K

Operational Costs by Year

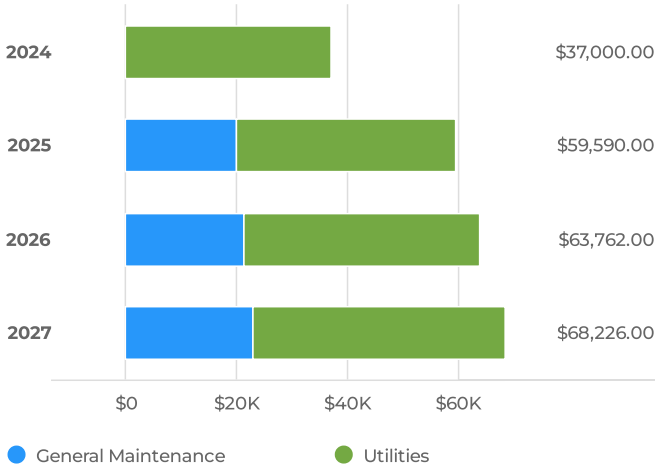

Operational Costs for Budgeted Years

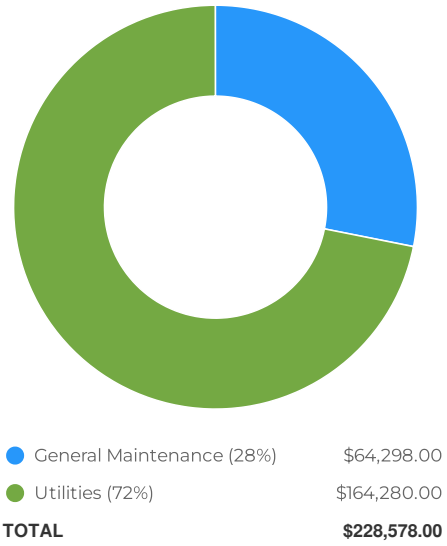

Operational Costs Breakdown

Operational Costs	FY2024	FY2025	FY2026	FY2027	Total
General Maintenance		$20,000	$21,400	$22,898	$64,298
Utilities	$37,000	$39,590	$42,362	$45,328	$164,280
Total	**$37,000**	**$59,590**	**$63,762**	**$68,226**	**$228,578**

New Fire Engine Purchase

Overview

Submitted By	Gregory Summers, Fire Chief
Request Owner	r.m. bergerson, Executive Deputy Fire Chief
Department	Fire Services
Type	Capital Equipment
Project Number	22FIR10004

Description

Purchase a new fire engine (pumper truck) for New Fire Station 15 at Ritchie Rd./Panther Way.

Images

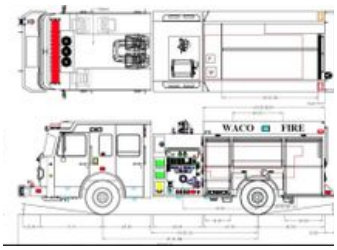

ENGINE DRAWING

Details

Cost Saving explanation	N/A
Useful life of Asset	15
New Purchase or Replacement	New
New or Used Vehicle	New Vehicle
Ranking	3
Strategic Goal	Provide a Safe and Resilient City

JUSTIFICATION

We need a new fire engine and associated equipment to open Fire Station 15 in FY 2024. The ordering of fire apparatus has a long timeline of 9-14 months from the order date to delivery. This timeline is fluctuating due to supply chain issues. It is necessary to purchase this apparatus during the FY 22-23 budget cycle to have it delivered by the new Fire Station 15 opening date. This Fire Station is already being planned, with construction scheduled during FY 22-23 and necessary to meet the established response time goals for emergency response in the area as outlined by the National Fire Protection Association (NFPA). Fire Station 15 is also necessary for maintaining our current Insurance Services Office (ISO) Class 1 Property Protection Classification (PPC) Rating. This purchase is essential to opening New Fire Station 15.

Capital Cost

FY2023 Budget	Total Budget (all years)	Project Total
$675,000	$675K	$675K

Capital Cost by Year

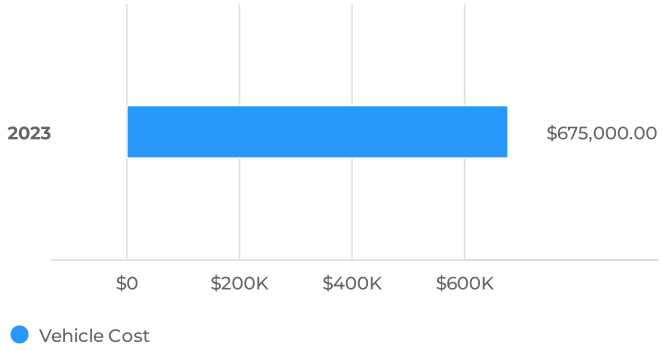

Capital Cost for Budgeted Years

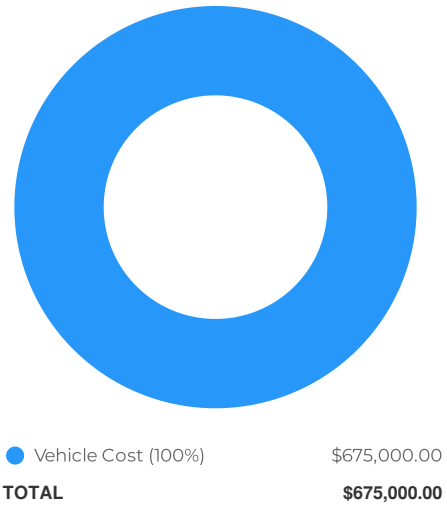

Capital Cost Breakdown

Capital Cost	FY2023	Total
Vehicle Cost	$675,000	$675,000
Total	**$675,000**	**$675,000**

Funding Sources

FY2023 Budget	Total Budget (all years)	Project Total
$675,000	$675K	$675K

Funding Sources by Year

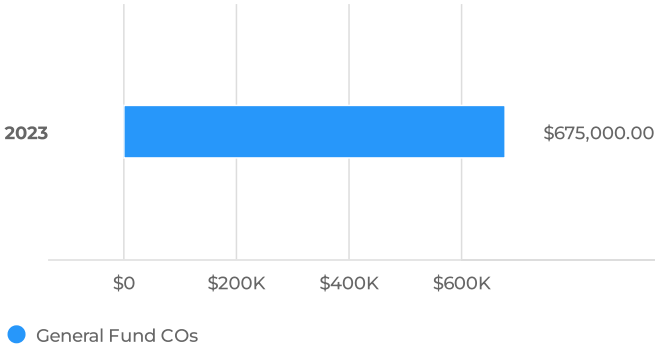

Funding Sources for Budgeted Years

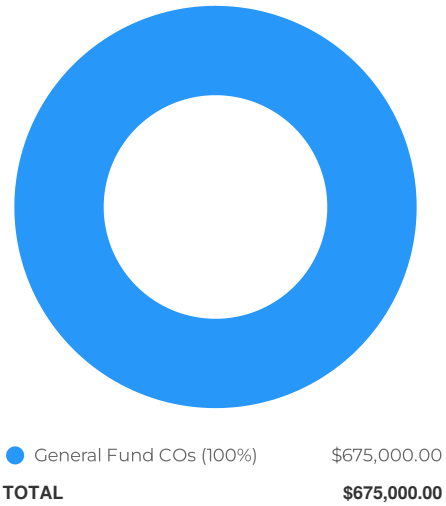

Funding Sources Breakdown

Funding Sources	FY2023	Total
General Fund COs	$675,000	$675,000
Total	**$675,000**	**$675,000**

Operational Costs

Total Budget (all years)
$69.615K

Project Total
$69.615K

Operational Costs by Year

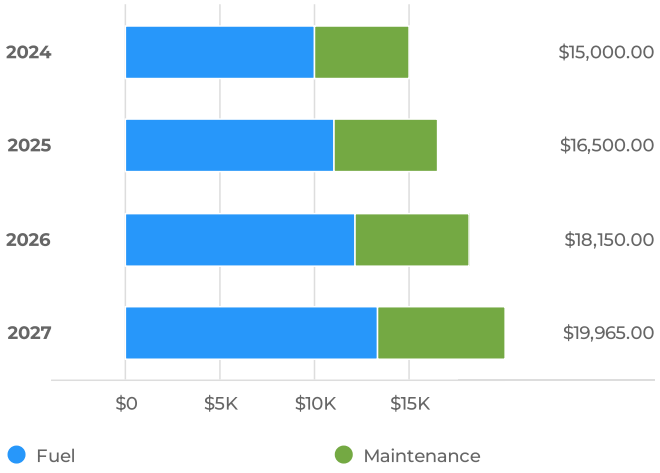

Operational Costs for Budgeted Years

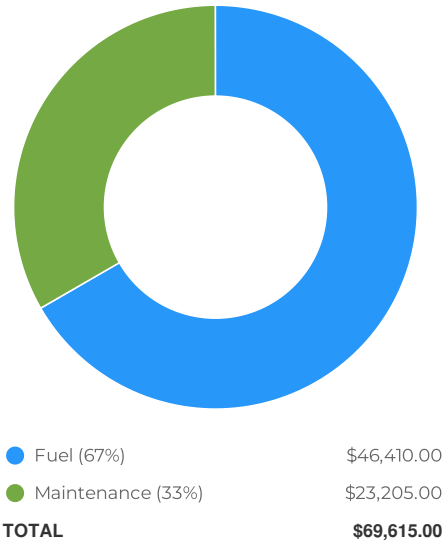

Operational Costs Breakdown

Operational Costs	FY2024	FY2025	FY2026	FY2027	Total
Fuel	$10,000	$11,000	$12,100	$13,310	$46,410
Maintenance	$5,000	$5,500	$6,050	$6,655	$23,205
Total	**$15,000**	**$16,500**	**$18,150**	**$19,965**	**$69,615**

Proposed Fire Station 15

Overview

Submitted By	Gregory Summers, Fire Chief
Request Owner	Gregory Summers, Fire Chief
Est. Start Date	02/06/2023
Est. Completion Date	05/15/2024
Department	Fire Services
Type	Capital Improvement
Project Number	22FIR10004

Description

Fire Station #15 is a proposed 8200 square foot facility with three engine bays, eight individual bedrooms and jack-n-jill bathrooms.

Images

Details

Cost Saving explanation	N/A
Useful life of Asset	50
Type of Project	New Construction
Ranking	1
Strategic Goal	Provide a Safe and Resilient City

Location

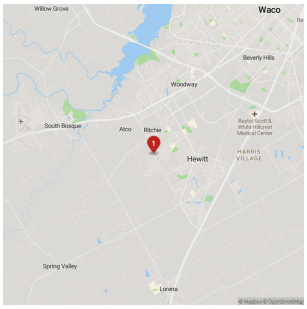

JUSTIFICATION

Insurance Services Office (ISO) deployment analysis has concurred that adding this fire station in the Ritchie road area would improve our road base coverage and NFPA 1710 response times and increase our overall PPC score, per section 581 of the Fire Protection Rating Schedule. Current response times are consistently outside the

4-minute & 8- minute response times. As the area continues to expand, these times will only increase and heighten the peril of firefighters and residents.

Capital Cost

FY2023 Budget	Total Budget (all years)	Project Total
$4,645,000	$4.645M	$4.645M

Capital Cost by Year

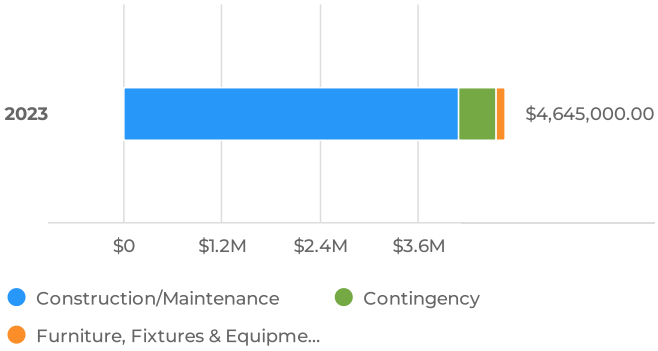

Capital Cost for Budgeted Years

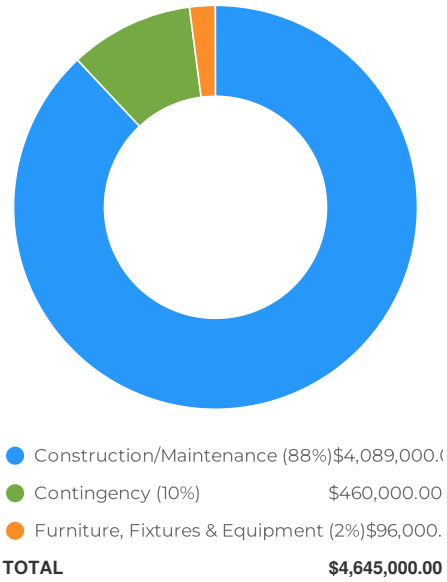

Capital Cost Breakdown

Capital Cost	FY2023	Total
Construction/Maintenance	$4,089,000	$4,089,000
Furniture, Fixtures & Equipment	$96,000	$96,000
Contingency	$460,000	$460,000
Total	**$4,645,000**	**$4,645,000**

Funding Sources

FY2023 Budget	Total Budget (all years)	Project Total
$4,645,000	$4.645M	$4.645M

Funding Sources by Year

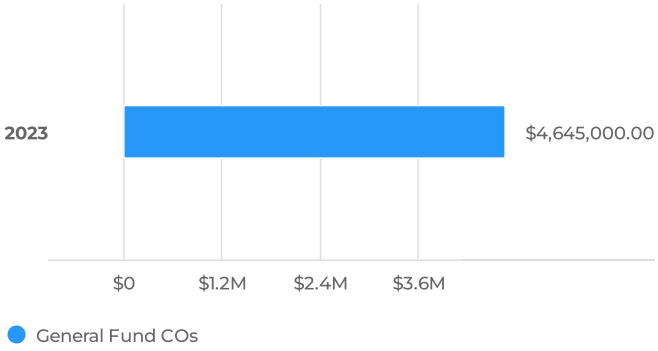

Funding Sources for Budgeted Years

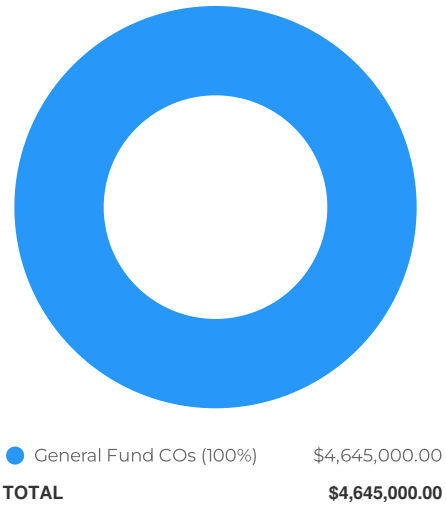

Funding Sources Breakdown

Funding Sources	FY2023	Total
General Fund COs	$4,645,000	$4,645,000
Total	**$4,645,000**	**$4,645,000**

Operational Costs

FY2023 Budget	Total Budget (all years)	Project Total
$1,290,490	$7.117M	$7.117M

Operational Costs by Year

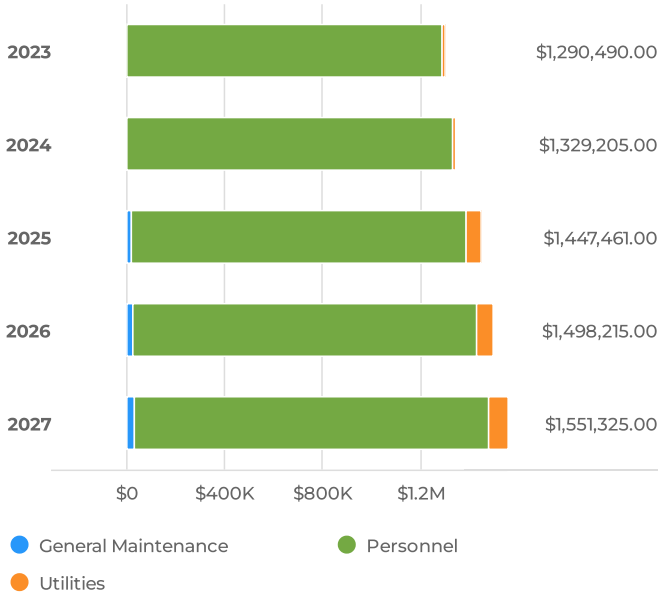

Operational Costs for Budgeted Years

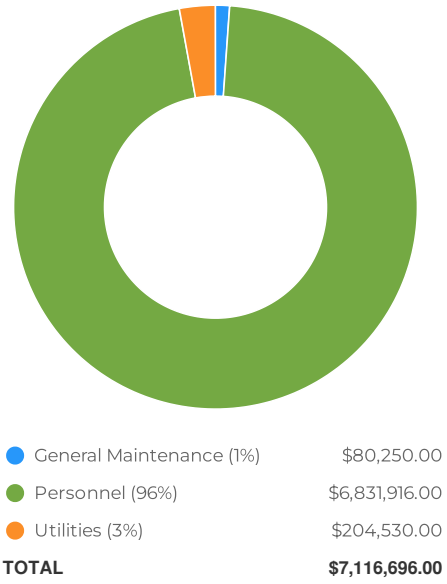

Operational Costs Breakdown

Operational Costs	FY2023	FY2024	FY2025	FY2026	FY2027	Total
General Maintenance			$21,400	$26,750	$32,100	$80,250
Utilities			$63,280	$67,800	$73,450	$204,530
Personnel	$1,290,490	$1,329,205	$1,362,781	$1,403,665	$1,445,775	$6,831,916
Total	**$1,290,490**	**$1,329,205**	**$1,447,461**	**$1,498,215**	**$1,551,325**	**$7,116,696**

Replacement Fire Apparatus

Overview

Submitted By	Gregory Summers, Fire Chief
Request Owner	r.m. bergerson, Executive Deputy Fire Chief
Department	Fire Services
Type	Capital Equipment
Project Number	New Project

Description

This request is for the purchase of needed replacement fire apparatus. The requested vehicles include one (2) Replacement Fire Engines, one (1) Hazmat Truck, and three (3) Type VI Brush Trucks. The breakdown in estimated cost is listed below:

- Two (2) - replacement fire engines $1,350,000
- One (1) HazMat Truck $1,050,000
- Three (3) Extended Cab Type VI Brush Trucks ($660,000)

Images

Type VI Brush Truck

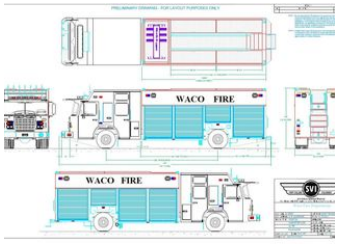

HazMat Truck

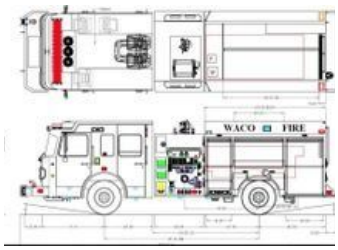

Details

Cost Saving explanation	N/A
Useful life of Asset	20
New Purchase or Replacement	Replacement
New or Used Vehicle	New Vehicle
Ranking	4
Strategic Goal	Provide a Safe and Resilient City

JUSTIFICATION

The need to replace fire apparatus on a scheduled basis is critical because of enhancements in safety and technology, and the need for operational readiness.The National Fire Protection Association Standard 1901 annex D recommends that Fire Apparatus more than 15 years old that have been properly maintained and that are still in serviceable condition are placed in reserve status. Our goal is to keep the apparatus in reserve status for 5 years, giving the unit a 20-year life expectancy. The apparatus listed in this request all exceed that industry-standard threshold. We've summarized each request below:

Replacing two 2008 Pierce Contenders engines in the Waco Fire Department's fleet is consistent with our replacement plan. In 2020, the City of Waco made a large commitment to purchase seven apparatus. The purchase of these two additional engines will give us the opportunity to focus on our next priorities of the remaining fleet.

Replacing the current Hazmat Truck and Trailer at Fire Station 11 with a new custom HazMat Truck would allow the Hazardous Materials Response Team to be transported, along with equipment, into a reliable vehicle that meets current demands. We purchased the current HazMat 11 (Truck and Trailer) with Homeland Security Grant funding. The configuration is 16 years old and struggles to meet the current needs of the HazMat Team. With limited space and shelving, the HazMat Trailer frequently breaks, causing equipment and supplies to be thrown onto the floor of the unit during responses. A single, large, HazMat Truck would provide adequate compartment space for equipment and improve readiness for a response. We made an initial request for this vehicle in the FY 21-22 CIP budget. Because of the long production times, it is necessary to make this purchase now because, upon delivery in 2024, the current HazMat Truck and Trailer will be 18 years old, which far exceeds industry standards and best practices. Homeland Security funds are no longer available at the levels required to purchase a new vehicle.

Replacing all three (3) Type Vi Brush Trucks is necessary because of the age of the vehicles. All three current Brush Trucks housed at Stations 4, 12, and 14 are 22 years old. We originally purchased these vehicles with the cabs of the vehicles from rolling stock, and the flatbed style pump and water tank unit as Capital Improvement Project (CIP) money. Replacing each unit individually with two different funding sources leaves the cabs of the trucks being replaced by Fleet Services (rolling stock), but separate funds need to be identified for the pump and water tank units. Because of the current point system used by Fleet Services for replacements, this would place all units being replaced at different times. The Waco Fire Department would like to remove these units entirely from rolling stick consideration and replace all three (3) at the same time through the CIP process. These requirements of Type VI Fire Engines (Brush Trucks) have changed in the past 22 years, which causes them to be much larger than the original purchased conceptions. To improve reliability, meet national consensus standards, and ensure that the Fire Department can respond effectively to handle brush and wildfire emergencies (especially in sprawling areas of the City that have urban interface concerns), the purchase of these three Bush Trucks is necessary.

Capital Cost

FY2023 Budget	Total Budget (all years)	Project Total
$1,335,000	$3.06M	$3.06M

Capital Cost by Year

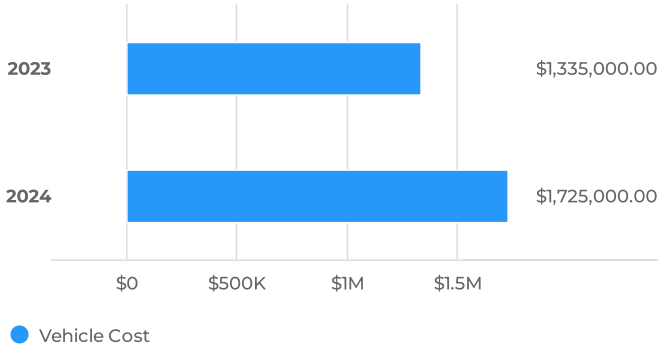

Capital Cost for Budgeted Years

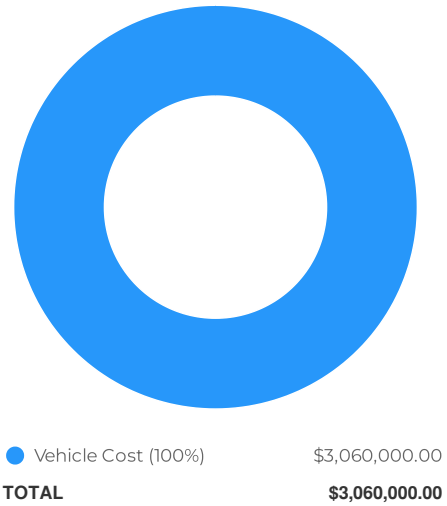

Capital Cost Breakdown

Capital Cost	FY2023	FY2024	Total
Vehicle Cost	$1,335,000	$1,725,000	$3,060,000
Total	**$1,335,000**	**$1,725,000**	**$3,060,000**

Funding Sources

FY2023 Budget	Total Budget (all years)	Project Total
$1,335,000	$3.06M	$3.06M

Funding Sources by Year

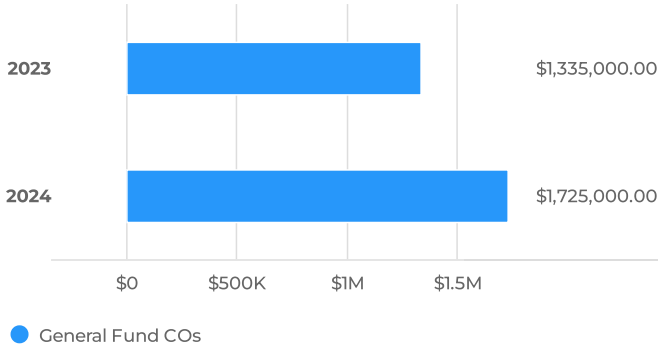

Funding Sources for Budgeted Years

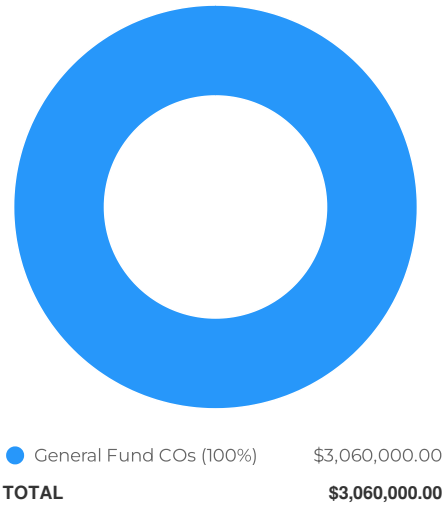

Funding Sources Breakdown

Funding Sources	FY2023	FY2024	Total
General Fund COs	$1,335,000	$1,725,000	$3,060,000
Total	**$1,335,000**	**$1,725,000**	**$3,060,000**

Operational Costs

Total Budget (all years)
$185.64K

Project Total
$185.64K

Operational Costs by Year

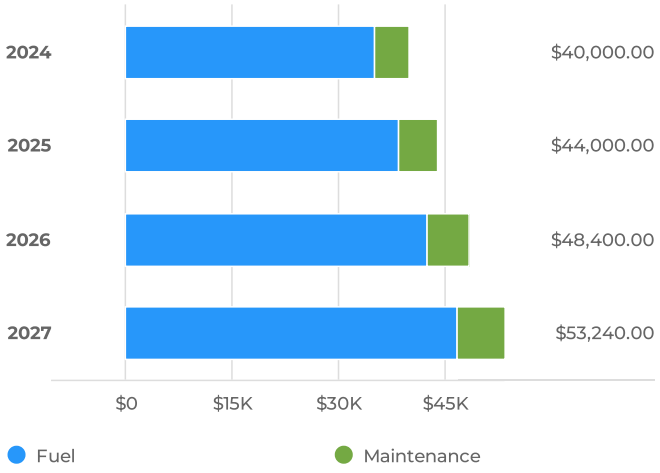

Operational Costs for Budgeted Years

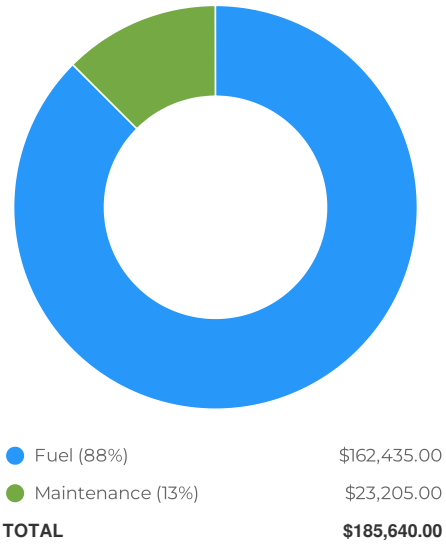

Operational Costs Breakdown

Operational Costs	FY2024	FY2025	FY2026	FY2027	Total
Fuel	$35,000	$38,500	$42,350	$46,585	$162,435
Maintenance	$5,000	$5,500	$6,050	$6,655	$23,205
Total	**$40,000**	**$44,000**	**$48,400**	**$53,240**	**$185,640**

POLICE SERVICES REQUESTS

Firing Range Training Facility

Overview

Submitted By	Sheryl Victorian, Police Chief
Request Owner	Shaylene Langlotz, Planner
Est. Start Date	10/01/2024
Est. Completion Date	09/30/2026
Department	Police Services
Type	Capital Improvement
Project Number	New

Description

A new Police training facility to include an office and classrooms to replace an existing structure located at 7805 Steinbeck Bend Road. This project would include additional, larger restrooms, meetings and storage space, demolition, and site preparation costs. Support costs for office and classroom furniture, IT, audiovisual, video surveillance, and intrusion detection systems are included.

Images

Details

Cost Saving explanation	n/a
Useful life of Asset	40
Type of Project	New Construction
Ranking	4
Strategic Goal	Build a High Performance Government

Location

JUSTIFICATION

The current capacity of the training facility is 1220 square feet. The proposed building would have 6,000 square feet, with updated amenities, such as larger restrooms, areas for defensive tactical instruction, storage space for dangerous weaponry, ammunition, and chemicals, which would create an environment most conducive for the training of a police officer. There will be an increase in maintenance costs for this project due to the increase in size of the building.

Capital Cost

Total Budget (all years)
$4.303M

Project Total
$4.303M

Capital Cost by Year

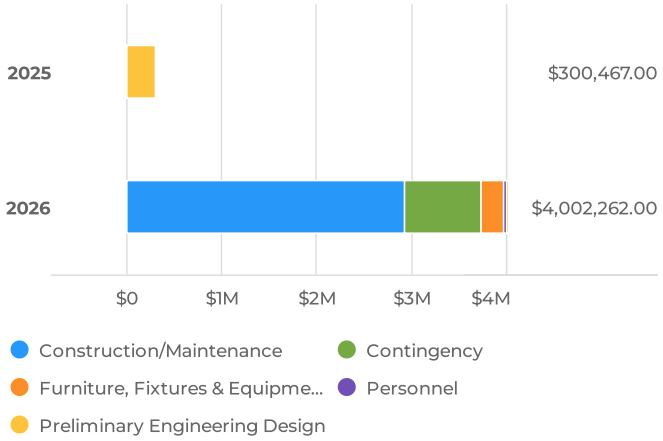

Capital Cost for Budgeted Years

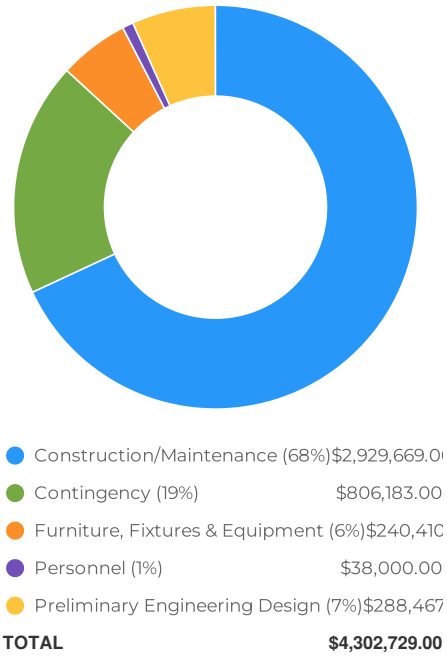

Capital Cost Breakdown

Capital Cost	FY2025	FY2026	Total
Preliminary Engineering Design	$288,467		$288,467
Construction/Maintenance		$2,929,669	$2,929,669
Furniture, Fixtures & Equipment		$240,410	$240,410
Contingency		$806,183	$806,183
Personnel	$12,000	$26,000	$38,000
Total	**$300,467**	**$4,002,262**	**$4,302,729**

Funding Sources

Total Budget (all years)
$4.303M

Project Total
$4.303M

Funding Sources by Year

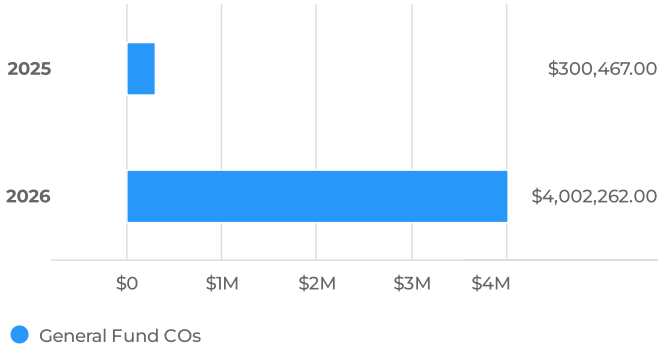

Funding Sources for Budgeted Years

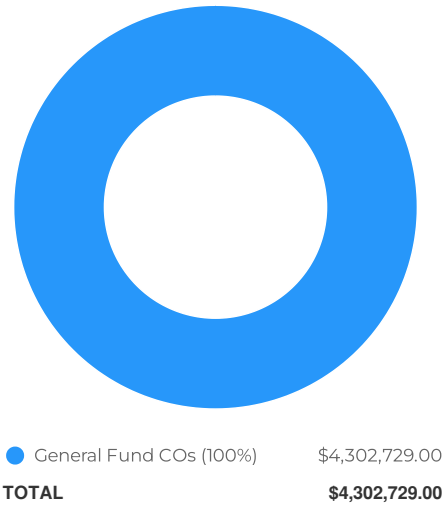

Funding Sources Breakdown

Funding Sources	FY2025	FY2026	Total
General Fund COs	$300,467	$4,002,262	$4,302,729
Total	**$300,467**	**$4,002,262**	**$4,302,729**

New Police Department Crime Lab & Property Room Building

Overview

Submitted By	Sheryl Victorian, Police Chief
Request Owner	Shaylene Langlotz, Planner
Est. Start Date	10/01/2024
Est. Completion Date	09/30/2025
Department	Police Services
Type	Capital Improvement
Project Number	23PD2202 & 23PD2201

Description

Construction of a new Crime Scene Facility and Property Room. With requested space of 20,000 square feet, the new facility would increase space for both facilities and would include a large storage area, a vehicle bay area with a small lab-style workstation/counter, a small reinforced storage area, a refrigerated area and an office area. Support costs include office furniture, IT equipment, intrusion detection, video surveillance, fiber cabling and card access systems.

Images

Crime Lab

Property Room

Property Room

Details

Cost Saving explanation	n/a
Useful life of Asset	40
Type of Project	New Construction
Ranking	1
Strategic Goal	Build a High Performance Government

Location

JUSTIFICATION

The existing facilities for the Property Room and Crime Scene Lab are inadequate in size and outdated for the number of cases that are processed. Space constraints in the Property Room cause evidence to be compacted into the existing space available, making access difficult. The current property room is at its maximum storage capacity. The new building will increase the square footage for both areas and there will be no increase in maintenance costs for this project.

$141,000.00 was approved for the design of the Crime Scene Lab in the FY2022 CIP. Project: 23PD2201 and $340,000.00 was approved for Design of the Property Room in the FY2022 CIP. Project: 23PD2202

Capital Cost

Total Budget (all years)
$7M

Project Total
$7M

Capital Cost by Year

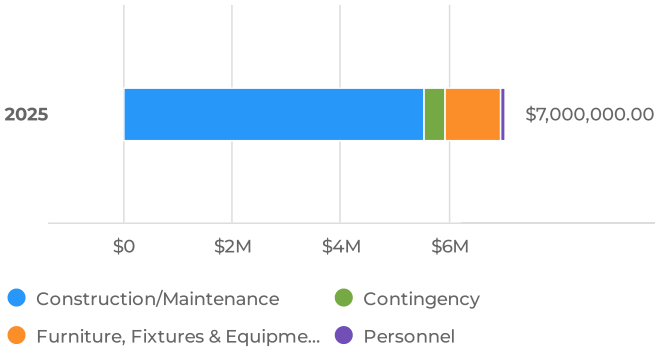

Capital Cost for Budgeted Years

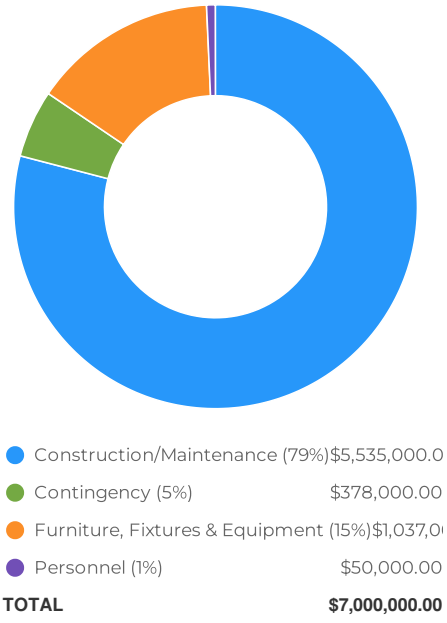

Capital Cost Breakdown

Capital Cost	FY2025	Total
Construction/Maintenance	$5,535,000	$5,535,000
Furniture, Fixtures & Equipment	$1,037,000	$1,037,000
Contingency	$378,000	$378,000
Personnel	$50,000	$50,000
Total	**$7,000,000**	**$7,000,000**

Funding Sources

Total Budget (all years)
$7M

Project Total
$7M

Funding Sources by Year

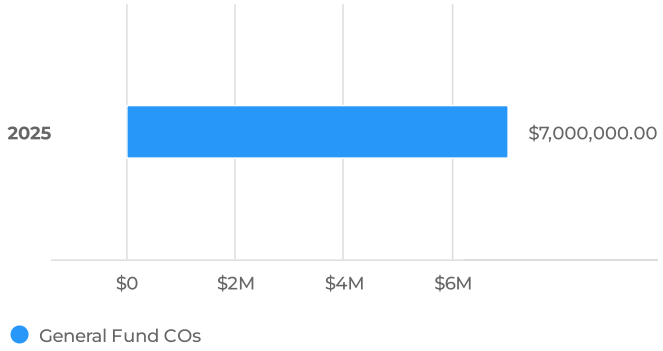

Funding Sources for Budgeted Years

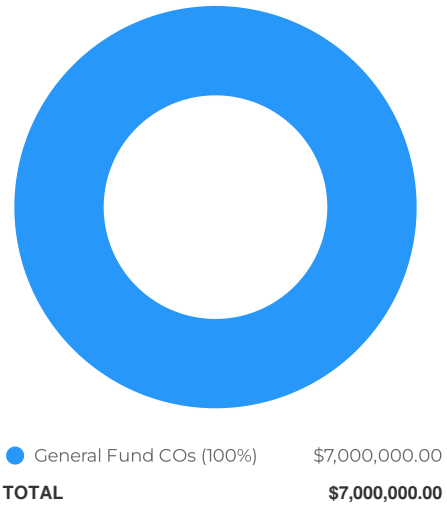

Funding Sources Breakdown

Funding Sources	FY2025	Total
General Fund COs	$7,000,000	$7,000,000
Total	**$7,000,000**	**$7,000,000**

Police Services Firing Range Bullet Trap System

Overview

Submitted By	Sheryl Victorian, Police Chief
Request Owner	Shaylene Langlotz, Planner
Est. Start Date	10/01/2026
Est. Completion Date	09/30/2027
Department	Police Services
Type	Capital Improvement
Project Number	New

Description

Installation at the Police Firing Range, of a direct containment bullet recovery trap system, with a circular deceleration chamber that allows the spent bullet to drop into a container for recycling.

Images

Details

Cost Saving explanation	The system will save the City approximately $230,000 every five years from lead abatement services for the entire range berm which includes all three lanes
Useful life of Asset	25
Increase operational cost explanation	None
Type of Project	New Construction
Ranking	5
Strategic Goal	Provide a Safe and Resilient City

Location

JUSTIFICATION

The bullet trap system is rated for both pistol and rifle rounds and would provide the Department with a cost-efficient method to collect spent ammunition resulting in lower operating and maintenance costs, less downtime, and would generate recycling income. When the range becomes full of used lead, it has to be closed. The 25 yd range has been closed for the last 18 months and will remain closed until the lead is removed. This significantly reduces the amount of training that can be conducted, which creates a liability issue for the City.

The bullet trap system would significantly safeguard officers by reducing their exposure to excessive lead dust. Having a bullet recovery system will also allow the city to remain in constant compliance with EPA regulations. It will significantly reduce the city's liability from accidental ricochets that could result in injury or death to an innocent bystander.

There are three ranges at the facility; a 25 yard range, a 100 yard range and a 200 yard range. The 25 yard range is the oldest and has needed to be remediated twice within the last 5 years at a cost of $120,000 with a 40% increase in 4 years. The other two ranges are nearing the time when they will begin to need lead remediation as well, increasing the cost to a minimum of $230, 000 approximately every 4 years. In 12 years, the cost of remediation conservatively would be $690,000, which if remediation continued to go up 10% each year, would be much more than that. The trap system would eliminate the four-year need to find a vendor, which currently has become very difficult as the choice of vendors has gotten smaller, to remove spent bullets from the Range berm at the cost of $230,000 by a professional lead removal service.

Capital Cost

Total Budget (all years)
$897.194K

Project Total
$897.194K

Capital Cost by Year

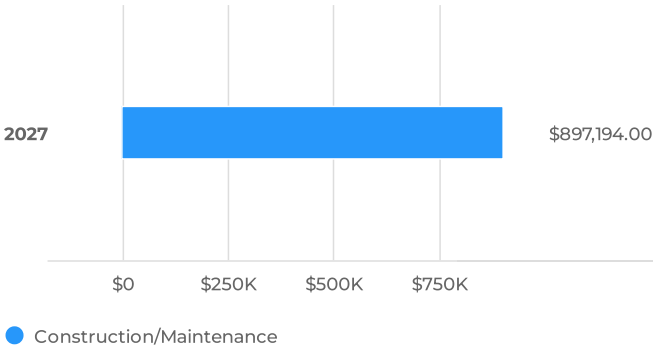

Capital Cost for Budgeted Years



Capital Cost Breakdown

Capital Cost	FY2027	Total
Construction/Maintenance	$897,194	$897,194
Total	**$897,194**	**$897,194**

Funding Sources

Total Budget (all years)
$897.194K

Project Total
$897.194K

Funding Sources by Year

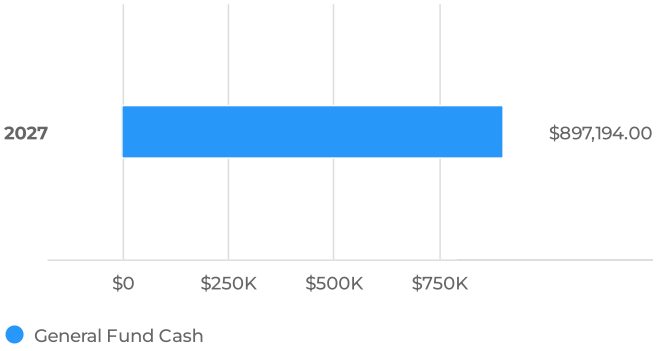

Funding Sources for Budgeted Years

Funding Sources Breakdown

Funding Sources	FY2027	Total
General Fund Cash	$897,194	$897,194
Total	**$897,194**	**$897,194**

Police Tower Floors 6 & 7 Finishout

Overview

Submitted By	Sheryl Victorian, Police Chief
Request Owner	Shaylene Langlotz, Planner
Est. Start Date	10/01/2022
Est. Completion Date	09/30/2023
Department	Police Services
Type	Capital Improvement
Project Number	23PD2203

Description

Finish out of Tower floors six and seven to complete the renovation of the Police Department offices which began in 2013. Demolition of these floors was completed in 2019.

Images

Details

Cost Saving explanation	n/a
Useful life of Asset	40
Type of Project	New Construction
Ranking	2
Strategic Goal	Build a High Performance Government

Location

JUSTIFICATION

These unfinished floors are wasted potential to the Department. Their finish out would make all the space in the Tower fully useable by the Department and increase its value. Challenges encountered in these areas currently used for training activities and storage are the lack of climate control and restroom facilities. The project delay increases the final cost to the City. $260,000.00 was funded for design in the FY2022 CIP. Project: 23PD2203.

Capital Cost

Total Budget (all years)
$4M

Project Total
$4M

Capital Cost by Year

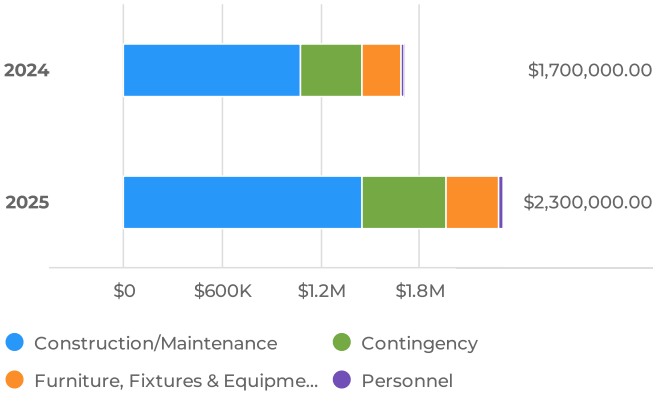

Capital Cost for Budgeted Years

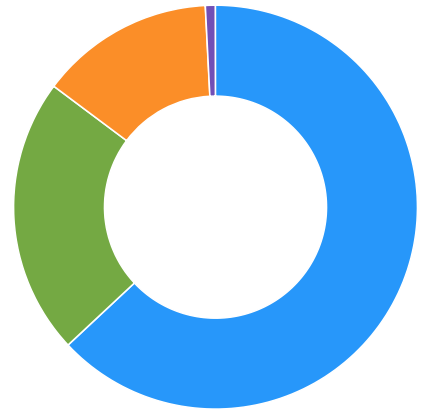

TOTAL **$4,000,000.00**

Capital Cost Breakdown

Capital Cost	FY2024	FY2025	Total
Construction/Maintenance	$1,071,600	$1,449,812	$2,521,412
Furniture, Fixtures & Equipment	$237,484	$321,301	$558,785
Contingency	$377,211	$510,345	$887,556
Personnel	$13,705	$18,542	$32,247
Total	**$1,700,000**	**$2,300,000**	**$4,000,000**

Funding Sources

Total Budget (all years)
$4M

Project Total
$4M

Funding Sources by Year

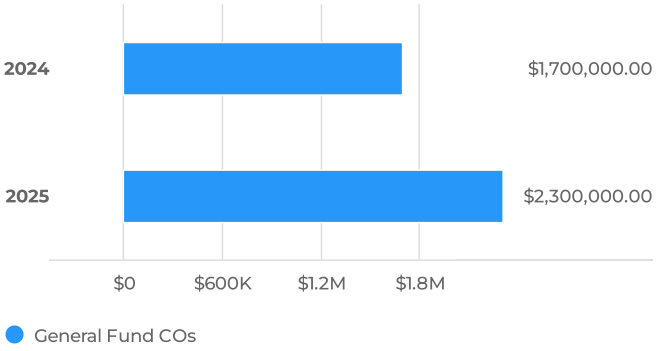

Funding Sources for Budgeted Years

Funding Sources Breakdown

Funding Sources	FY2024	FY2025	Total
General Fund COs	$1,700,000	$2,300,000	$4,000,000
Total	**$1,700,000**	**$2,300,000**	**$4,000,000**

SOLID WASTE DEPARTMENT REQUESTS

MSW 2400 Landfill

Overview

Submitted By	Charles Dowdell, Director of Solid Waste
Request Owner	Elic Fouts, SW Purchasing and Development Coordinator
Est. Start Date	03/01/2023
Est. Completion Date	09/30/2025
Department	Solid Waste Department
Type	Capital Improvement
Project Number	65SW2104B

Description

New landfill planning and construction due to the current landfill approaching capacity. A new disposal site must be created and constructed. Project includes all services surrounding the purchase, permitting, design, and construction of a new landfill and new landfill facilities.

Images

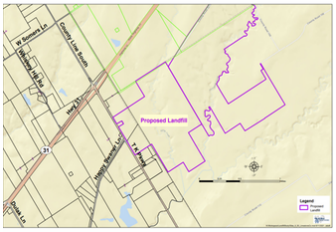

MSW 2400 Landfill

Details

Cost Saving explanation	None
Useful life of Asset	30 Years
Type of Project	New Construction
Ranking	1
Strategic Goal	Enhance Quality of Life

Location

JUSTIFICATION

Required to provide continued solid waste services to the citizens of Waco.

Capital Cost

FY2023 Budget	Total Budget (all years)	Project Total
$4,200,000	$17.4M	$17.4M

Capital Cost by Year

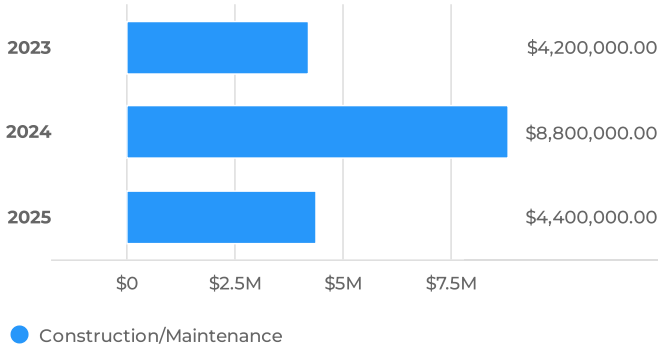

Capital Cost for Budgeted Years



Capital Cost Breakdown

Capital Cost	FY2023	FY2024	FY2025	Total
Construction/Maintenance	$4,200,000	$8,800,000	$4,400,000	$17,400,000
Total	**$4,200,000**	**$8,800,000**	**$4,400,000**	**$17,400,000**

Funding Sources

FY2023 Budget	Total Budget (all years)	Project Total
$4,200,000	$17.4M	$17.4M

Funding Sources by Year

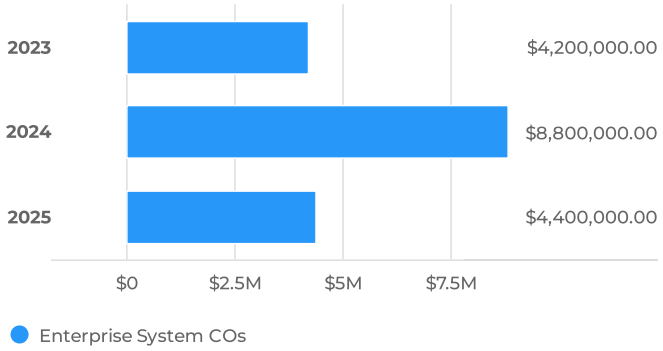

Funding Sources for Budgeted Years



Funding Sources Breakdown

Funding Sources	FY2023	FY2024	FY2025	Total
Enterprise System COs	$4,200,000	$8,800,000	$4,400,000	$17,400,000
Total	**$4,200,000**	**$8,800,000**	**$4,400,000**	**$17,400,000**

MSW 948A Landfill Cell 3 Expansion

Overview

Submitted By	Charles Dowdell, Director of Solid Waste
Request Owner	Elic Fouts, SW Purchasing and Development Coordinator
Est. Start Date	10/01/2022
Est. Completion Date	09/30/2023
Department	Solid Waste Department
Type	Capital Improvement
Project Number	New Project

Description

Project to increase air space at MSW 948A to allow for an additional 90-120 days of landfill operations before reaching full capacity. Removal of existing gas and lateral lines, utilizing the space and reinstalling necessary gas lines.

Images

MSW 948A Landfill Cell 3 Expansion

Details

Cost Saving explanation	None
Useful life of Asset	30 Years
Type of Project	New Construction
Ranking	1
Strategic Goal	Improve Infrastructure

Location

JUSTIFICATION

Enhancing the capacity of the current landfill increases sustainability of the current resource prior to the start of using the new landfill location/operation.

Capital Cost

FY2023 Budget	Total Budget (all years)	Project Total
$615,000	$615K	$615K

Capital Cost by Year

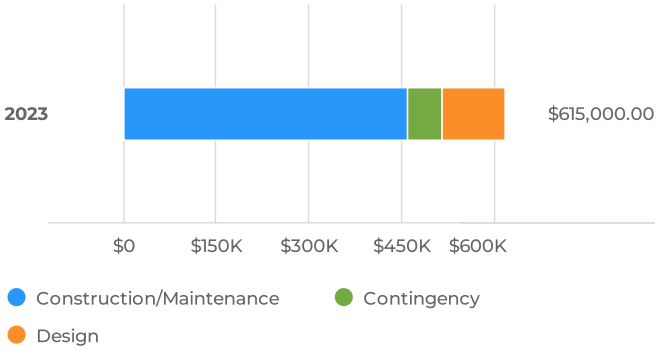

Capital Cost for Budgeted Years

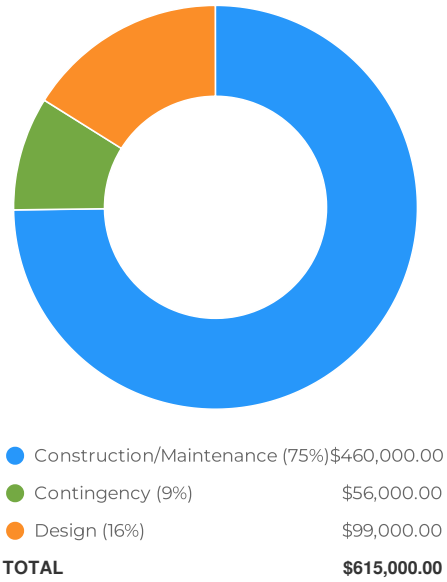

Capital Cost Breakdown

Capital Cost	FY2023	Total
Design	$99,000	$99,000
Construction/Maintenance	$460,000	$460,000
Contingency	$56,000	$56,000
Total	**$615,000**	**$615,000**

Funding Sources

FY2023 Budget	Total Budget (all years)	Project Total
$615,000	$615K	$615K

Funding Sources by Year

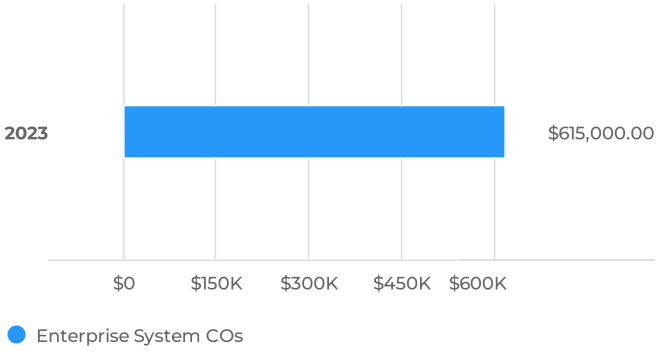

Funding Sources for Budgeted Years

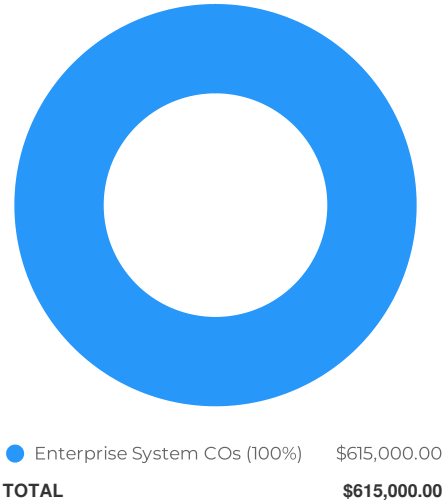

Funding Sources Breakdown

Funding Sources	FY2023	Total
Enterprise System COs	$615,000	$615,000
Total	**$615,000**	**$615,000**

MSW 948A Landfill Gas System Expansion

Overview

Submitted By	Charles Dowdell, Director of Solid Waste
Request Owner	Elic Fouts, SW Purchasing and Development Coordinator
Est. Start Date	03/01/2023
Est. Completion Date	12/31/2024
Department	Solid Waste Department
Type	Capital Improvement
Project Number	65SW2101

Description

Project to continue the expansion and enhancement of the gas system at MSW 948A landfill.

Images



MSW 948A Landfill Gas System Expansion

Details

Cost Saving explanation	None
Useful life of Asset	20 Years
Increase operational cost explanation	None
Type of Project	New Construction
Ranking	1
Strategic Goal	Support Sustainability

Location

JUSTIFICATION

Methane gas at the municipal landfill must be controlled and monitored per TCEQ requirements.

Capital Cost

FY2023 Budget	Total Budget (all years)	Project Total
$316,000	$1.4M	$1.4M

Capital Cost by Year

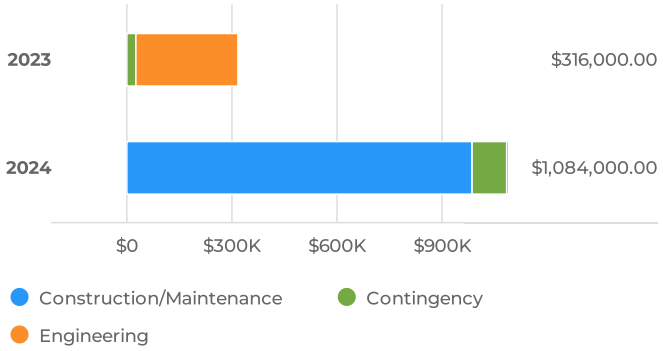

Capital Cost for Budgeted Years

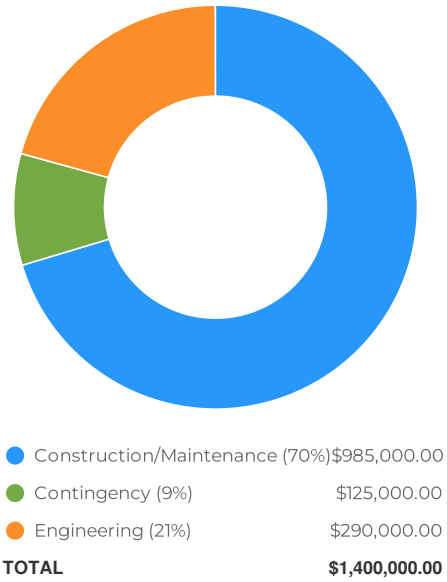

Capital Cost Breakdown

Capital Cost	FY2023	FY2024	Total
Engineering	$290,000		$290,000
Construction/Maintenance		$985,000	$985,000
Contingency	$26,000	$99,000	$125,000
Total	**$316,000**	**$1,084,000**	**$1,400,000**

Funding Sources

FY2023 Budget	Total Budget (all years)	Project Total
$316,000	$1.4M	$1.4M

Funding Sources by Year

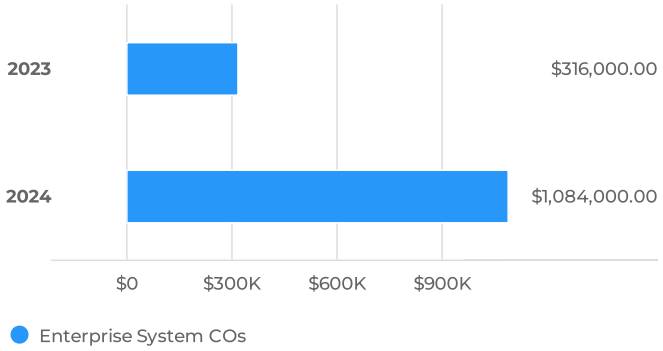

Funding Sources for Budgeted Years



Funding Sources Breakdown

Funding Sources	FY2023	FY2024	Total
Enterprise System COs	$316,000	$1,084,000	$1,400,000
Total	**$316,000**	**$1,084,000**	**$1,400,000**

MSW 948A Plant Equipment Removal

Overview

Submitted By	Charles Dowdell, Director of Solid Waste
Request Owner	Elic Fouts, SW Purchasing and Development Coordinator
Est. Start Date	10/01/2022
Est. Completion Date	09/30/2023
Department	Solid Waste Department
Type	Capital Improvement
Project Number	New Project

Description

Remove equipment from an abandoned gas plant facility located at the MSW 948A landfill in order to have the Type 9 Air Permit #48007 revoked which was operated by a third party.

Images

MSW 948A Plant Equipment Removal

Details

Cost Saving explanation	None
Useful life of Asset	30 Years
Type of Project	Refurbishment
Ranking	3
Strategic Goal	Improve Infrastructure

Location

JUSTIFICATION

Equipment must be removed from the facility in order for the Type 9 Air Permit #48007 to be revoked as required by TCEQ.

Capital Cost

FY2023 Budget	Total Budget (all years)	Project Total
$150,000	$150K	$150K

Capital Cost by Year

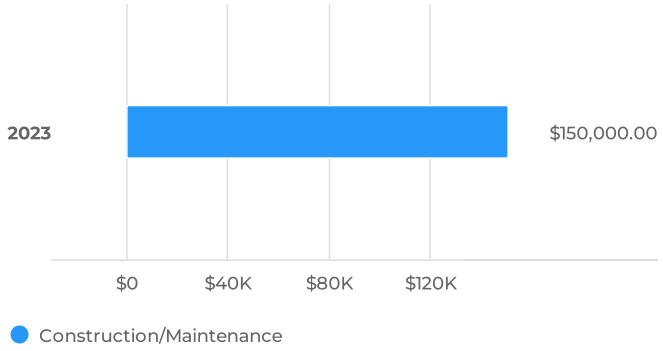

Capital Cost for Budgeted Years



Capital Cost Breakdown

Capital Cost	FY2023	Total
Construction/Maintenance	$150,000	$150,000
Total	**$150,000**	**$150,000**

Funding Sources

FY2023 Budget	Total Budget (all years)	Project Total
$150,000	$150K	$150K

Funding Sources by Year

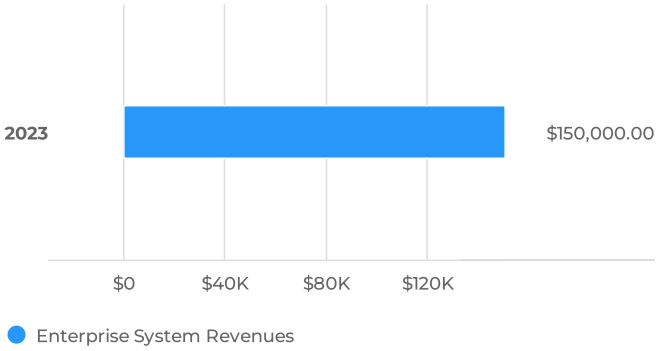

Funding Sources for Budgeted Years



Funding Sources Breakdown

Funding Sources	FY2023	Total
Enterprise System Revenues	$150,000	$150,000
Total	**$150,000**	**$150,000**

Replacement Equipment

Overview

Submitted By	Charles Dowdell, Director of Solid Waste
Request Owner	Elic Fouts, SW Purchasing and Development Coordinator
Department	Solid Waste Department
Type	Capital Equipment
Project Number	65SW2103

Description

Replacement equipment for FY2023 consists of residential and commercial collection trucks as well as support vehicles.

Details

Cost Saving explanation	There will be an estimated initial 10% reduction in maintenance costs with the purchase of replacement equipment as well as an estimated 3% reduction in subsequent years..
Useful life of Asset	5-7 Years
New Purchase or Replacement	Replacement
New or Used Vehicle	New Vehicle
Ranking	2
Strategic Goal	Build a High Performance Government

JUSTIFICATION

Increased safety, operational efficiency, and decreased excessive maintenance/repair costs.

Capital Cost

FY2023 Budget
$2,500,000

Total Budget (all years)
$10M

Project Total
$10M

Capital Cost by Year

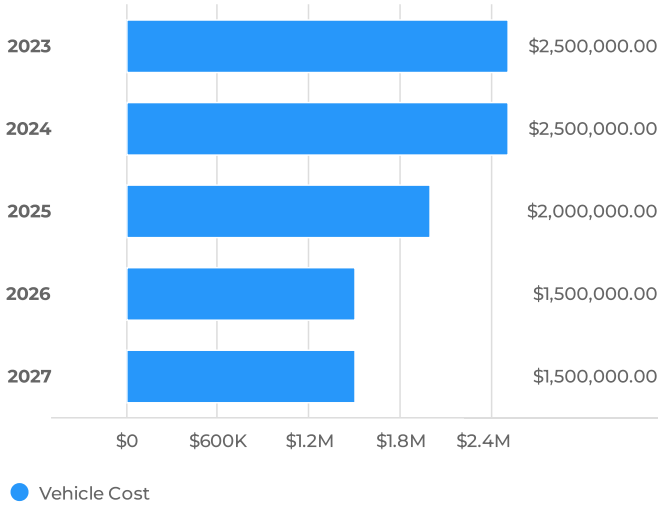

Capital Cost for Budgeted Years

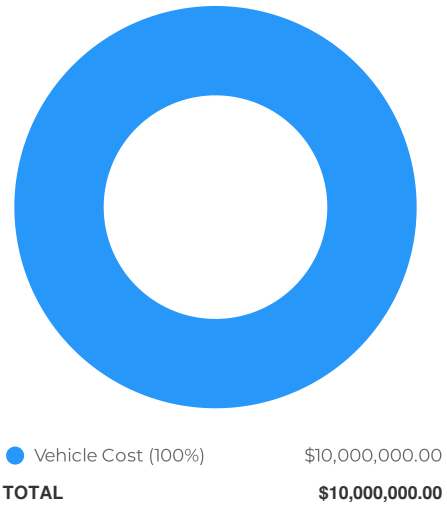

Capital Cost Breakdown

Capital Cost	FY2023	FY2024	FY2025	FY2026	FY2027	Total
Vehicle Cost	$2,500,000	$2,500,000	$2,000,000	$1,500,000	$1,500,000	$10,000,000
Total	**$2,500,000**	**$2,500,000**	**$2,000,000**	**$1,500,000**	**$1,500,000**	**$10,000,000**

Funding Sources

FY2023 Budget
$2,500,000

Total Budget (all years)
$10M

Project Total
$10M

Funding Sources by Year

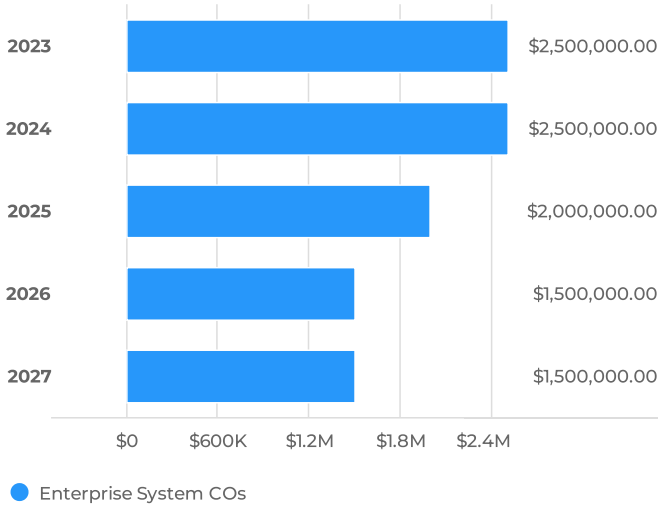

Funding Sources for Budgeted Years



Funding Sources Breakdown

Funding Sources	FY2023	FY2024	FY2025	FY2026	FY2027	Total
Enterprise System COs	$2,500,000	$2,500,000	$2,000,000	$1,500,000	$1,500,000	$10,000,000
Total	**$2,500,000**	**$2,500,000**	**$2,000,000**	**$1,500,000**	**$1,500,000**	**$10,000,000**

Cost Savings

FY2023 Budget	Total Budget (all years)	Project Total
$197,700	$401.798K	$401.798K

Cost Savings by Year

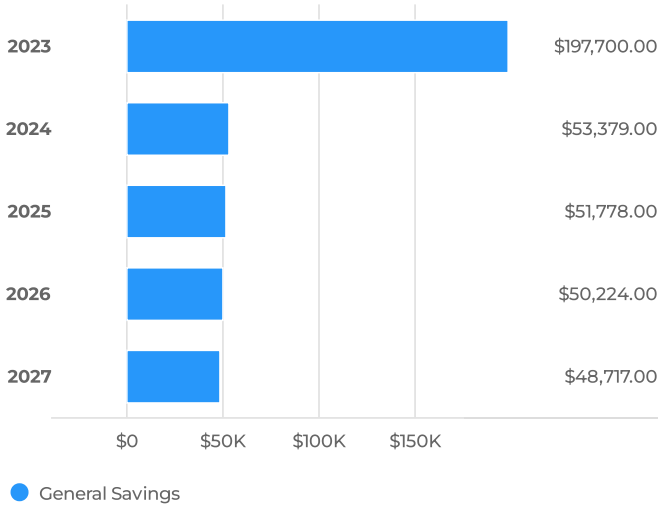

Cost Savings for Budgeted Years

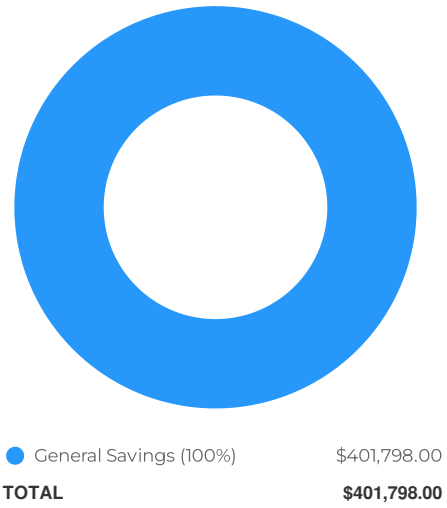

Cost Savings Breakdown

Cost Savings	FY2023	FY2024	FY2025	FY2026	FY2027	Total
General Savings	$197,700	$53,379	$51,778	$50,224	$48,717	$401,798
Total	**$197,700**	**$53,379**	**$51,778**	**$50,224**	**$48,717**	**$401,798**

Solid Waste Security System

Overview

Submitted By	Charles Dowdell, Director of Solid Waste
Request Owner	Elic Fouts, SW Purchasing and Development Coordinator
Est. Start Date	10/01/2022
Est. Completion Date	09/30/2023
Department	Solid Waste Department
Type	Capital Improvement
Project Number	New Project

Description

Project to install and/or replace non-working security camera systems at Cobbs Recycling Center, MSW 948A Landfill, and Solid Waste's Schroeder Drive locations.

Images

Solid Waste Security System

Details

Cost Saving explanation	None
Useful life of Asset	10 Years
Increase operational cost explanation	None
Type of Project	Other improvement
Ranking	3
Strategic Goal	Improve Infrastructure

Location

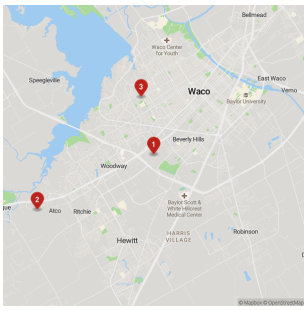

JUSTIFICATION

Currently, there are no operable security camera systems at the Cobbs and Schroeder locations and the system at the Landfill is inadequate and no longer retains security footage. Solid Waste has worked with IT to get a professional review of the current system and what improvements are needed at the Solid Waste facilities.

Capital Cost

FY2023 Budget	Total Budget (all years)	Project Total
$82,000	$82K	$82K

Capital Cost by Year

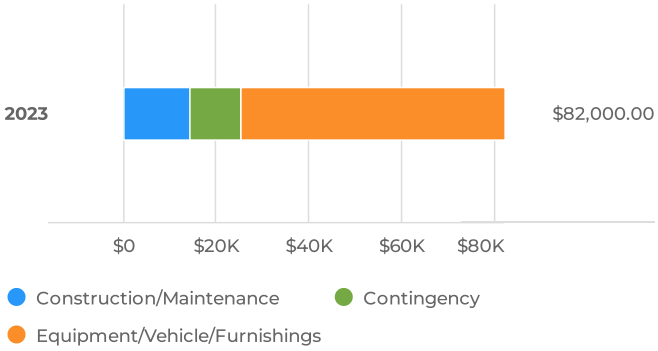

Capital Cost for Budgeted Years

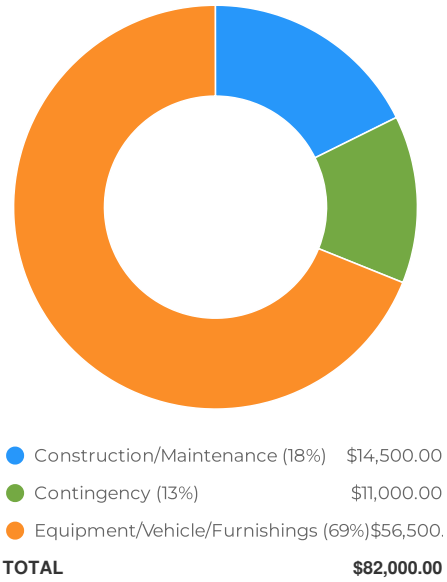

Capital Cost Breakdown

Capital Cost	FY2023	Total
Construction/Maintenance	$14,500	$14,500
Equipment/Vehicle/Furnishings	$56,500	$56,500
Contingency	$11,000	$11,000
Total	**$82,000**	**$82,000**

Funding Sources

FY2023 Budget	Total Budget (all years)	Project Total
$82,000	$82K	$82K

Funding Sources by Year

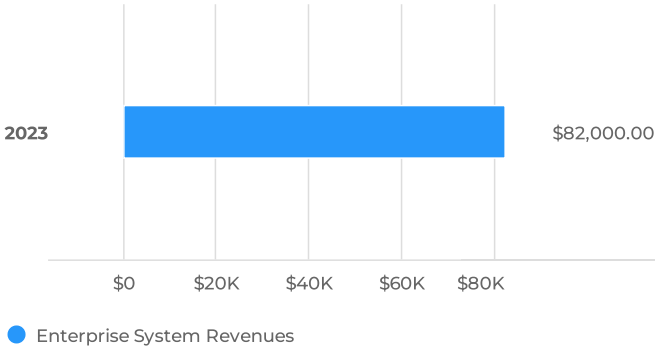

Funding Sources for Budgeted Years



Funding Sources Breakdown

Funding Sources	FY2023	Total
Enterprise System Revenues	$82,000	$82,000
Total	**$82,000**	**$82,000**

Transfer Station

Overview

Submitted By	Charles Dowdell, Director of Solid Waste
Request Owner	Elic Fouts, SW Purchasing and Development Coordinator
Est. Start Date	10/01/2022
Est. Completion Date	10/01/2025
Department	Solid Waste Department
Type	Capital Improvement
Project Number	New Project

Description

Construct and operate a transfer station to efficiently relocate refuse material from Waco to the MSW 2400 Landfill. The project includes all services surrounding the purchase, permitting, design, and construction of the transfer station and transfer station facilities. It is estimated that the long haul operation facilitated by the transfer station will result in an annual cost savings of approximately $1,640,000.00 compared to direct hauling waste to the MSW2400 Landfill. The proposed Transfer Station will generate a cost savings for the City of approximately $20 million over a 10-year period compared to direct hauling.

Images

Transfer Station

Details

Cost Saving explanation	Constructing and operating a transfer station would result in an annual cost savings of approximately $1,640,000 compared to direct hauling waste to the MSW 2400 Landfill. The proposed Transfer Station will generate a cost savings for the City of approximately $20 million over a 10-year period compared to direct hauling. Cost savings relate only to City of Waco Solid Waste operating expenses. It is anticipated that a transfer station will generate additional revenue for the City of Waco Solid Waste Enterprise Fund.
Useful life of Asset	30 Years
Type of Project	New Construction
Ranking	1
Strategic Goal	Enhance Quality of Life

Location

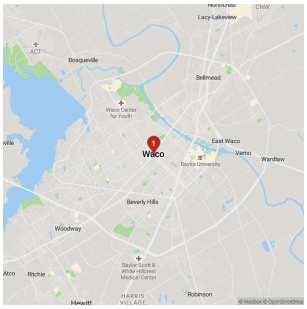

JUSTIFICATION

Planning, constructing, and operating a transfer station will increase equipment, facility, and employee costs but will operate more efficiently than increasing the Solid Waste collection fleet with enough equipment and employees to directly haul refuse to the MSW2400 Landfill. With a local, conveniently located transfer station, the current collection schedules and routes will be unaffected.

Capital Cost

FY2023 Budget
$10,550,000

Total Budget (all years)
$10.55M

Project Total
$10.55M

Capital Cost by Year

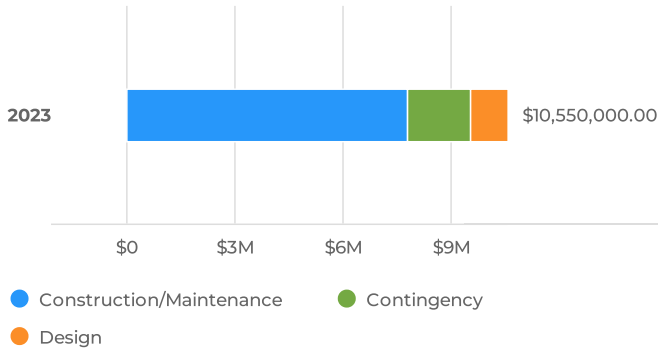

Capital Cost for Budgeted Years

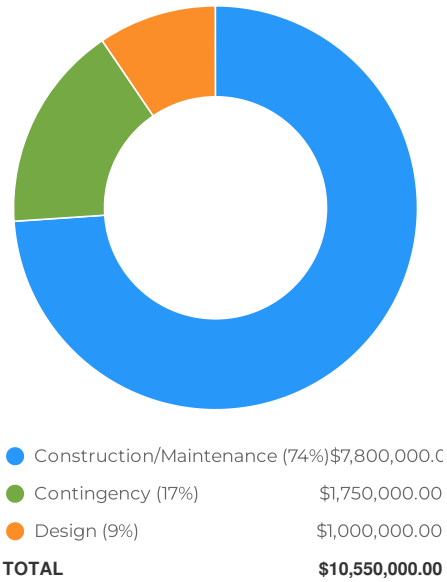

Capital Cost Breakdown

Capital Cost	FY2023	Total
Design	$1,000,000	$1,000,000
Construction/Maintenance	$7,800,000	$7,800,000
Contingency	$1,750,000	$1,750,000
Total	**$10,550,000**	**$10,550,000**

Funding Sources

FY2023 Budget	Total Budget (all years)	Project Total
$10,550,000	$10.55M	$10.55M

Funding Sources by Year

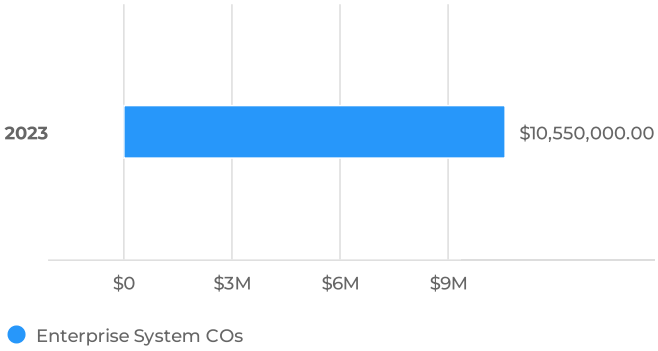

Funding Sources for Budgeted Years



Funding Sources Breakdown

Funding Sources	FY2023	Total
Enterprise System COs	$10,550,000	$10,550,000
Total	**$10,550,000**	**$10,550,000**

Operational Costs

Total Budget (all years)
$10.701M

Project Total
$10.701M

Operational Costs by Year

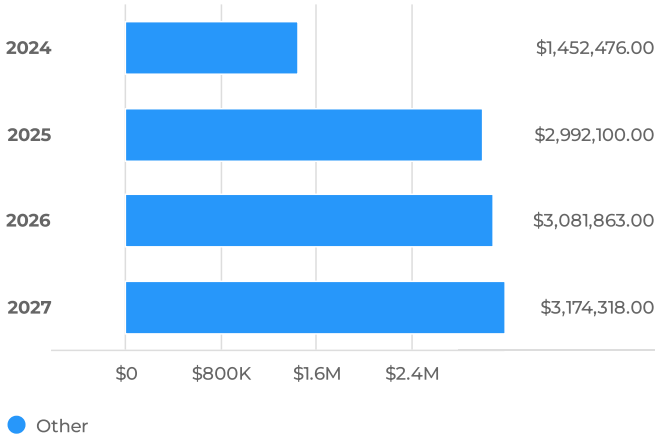

Operational Costs for Budgeted Years

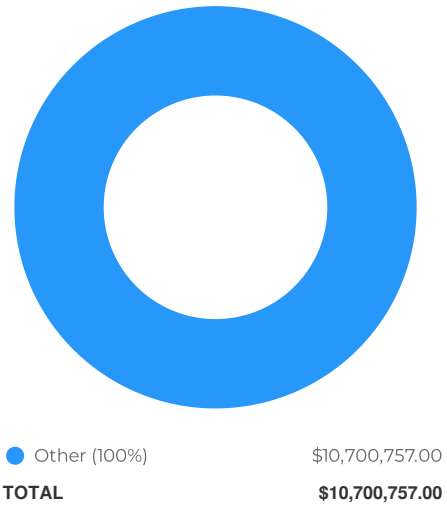

Operational Costs Breakdown

Operational Costs	FY2024	FY2025	FY2026	FY2027	Total
Other	$1,452,476	$2,992,100	$3,081,863	$3,174,318	$10,700,757
Total	**$1,452,476**	**$2,992,100**	**$3,081,863**	**$3,174,318**	**$10,700,757**

Cost Savings

Total Budget (all years)
$6.041M

Project Total
$6.041M

Cost Savings by Year

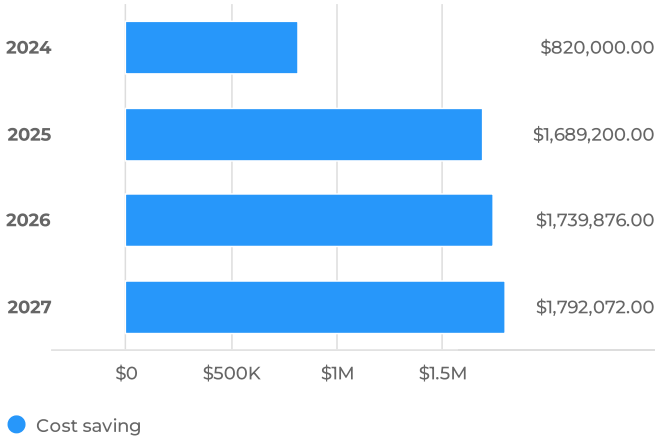

Cost Savings for Budgeted Years



Cost saving (100%)	$6,041,148.00
TOTAL	**$6,041,148.00**

Cost Savings Breakdown

Cost Savings	FY2024	FY2025	FY2026	FY2027	Total
Cost saving	$820,000	$1,689,200	$1,739,876	$1,792,072	$6,041,148
Total	**$820,000**	**$1,689,200**	**$1,739,876**	**$1,792,072**	**$6,041,148**

TRAFFIC REQUESTS

IH 35 Bridge Lighting Repair and Upgrade

Overview

Submitted By	Amy Burlarley-Hyland, Public Works Director
Request Owner	James Bailey, Traffic Engineering Manager
Est. Start Date	07/01/2023
Est. Completion Date	07/01/2024
Department	Traffic
Type	Capital Improvement
Project Number	New Project

Description

The existing lighting system on the IH 35 Brazos river Bridge needs repair and upgrades.

Replace existing flood fixtures for cables with modern direct view LEDs attached to the cables for better visibility and durability.

Images

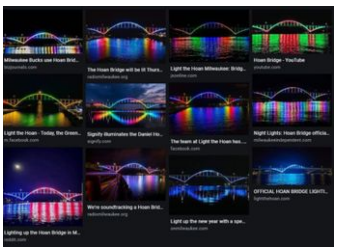

LED Bridge Lights Repair

Details

Useful life of Asset	10 years
Cost Saving explanation	None
Increase operational cost explanation	None
Type of Project	Poor to Good
Ranking	1
Strategic Goal	Enhance Quality of Life

Location

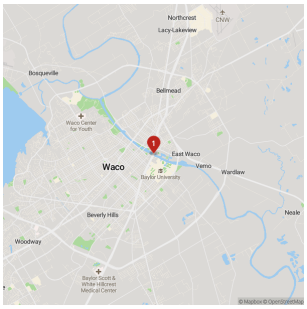

Supplemental Attachments

Bridge Lighting Upgrade(/resource/cleargov-prod/projects/documents/2e54ba13fd7d5de42b4f.pdf)

JUSTIFICATION

To repair and upgrade existing LED fixtures on the Brazor Bridges.

The existing flood light fixture system has failed and is not recommended for replacement.

Existing flood light fixtures have failed due to water getting into the fixtures, high power LEDs generating too much heat and faulty control cables.

The existing brackets do not fit new fixtures.

The proposed direct view LED system will be easier to maintain, waterproof, and offer an exciting display of animated color shows.

The direct view LEDs can be added to the top cables on 4 columns for $200,000 and can be added to other cables with a Baylor partnership for $250-500,000.

The LEDs face outward on the 4 columns and are not intended to be seen by traffic on the bridge, but are intended to be seen from the Brazos River area.

Capital Cost

FY2023 Budget	Total Budget (all years)	Project Total
$750,000	$750K	$750K

Capital Cost by Year

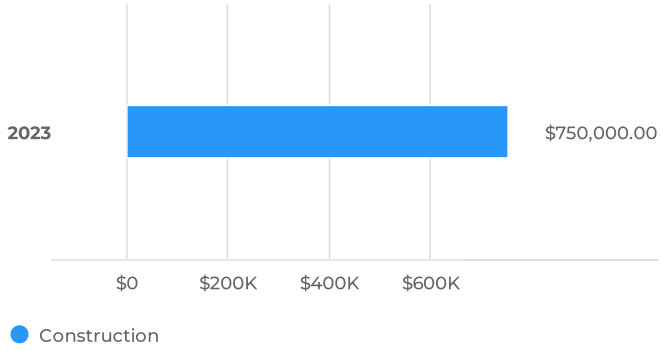

Capital Cost for Budgeted Years



Capital Cost Breakdown

Capital Cost	FY2023	Total
Construction	$750,000	$750,000
Total	**$750,000**	**$750,000**

Funding Sources

FY2023 Budget	Total Budget (all years)	Project Total
$750,000	$750K	$750K

Funding Sources by Year

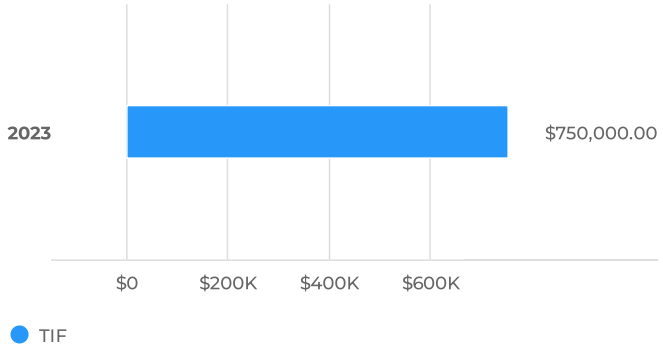

Funding Sources for Budgeted Years

Funding Sources Breakdown

Funding Sources	FY2023	Total
TIF	$750,000	$750,000
Total	**$750,000**	**$750,000**

Improve Traffic Signals at Colcord and 25th and 26th Sts

Overview

Submitted By	Amy Burlarley-Hyland, Public Works Director
Request Owner	James Bailey, Traffic Engineering Manager
Est. Start Date	07/01/2023
Est. Completion Date	07/01/2024
Department	Traffic
Type	Capital Improvement
Project Number	New Project

Description

Improve Signals at Colcord Ave and 2th & 26th Sts

Add Left Turn Lane and Flashing Yellow Arrow Left Turn Signals and Video Detection

Add curb ramps, accessible pedestrian signals and pedestrian countdown timers

Images

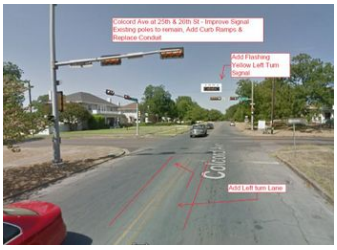

Colcord at 25th & 26th Sts

Details

Useful life of Asset	15
Cost Saving explanation	None
Increase operational cost explanation	None
Type of Project	Poor to Good
Ranking	5
Strategic Goal	Provide a Safe and Resilient City

Location

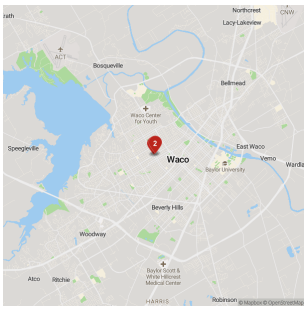

Supplemental Attachments

Colcord at 25th & 26th Sts(/resource/cleargov-prod/projects/documents/1e76396eedfbd19f4269.pdf)

JUSTIFICATION

This location at Cold Ave and 2th & 26th Sts had a high number of crashes in three years, including (2) Serious Injury Crashes.

The improvements will reduce crashes over the life of the project.

Capital Cost

Total Budget (all years)
$586.5K

Project Total
$586.5K

Capital Cost by Year

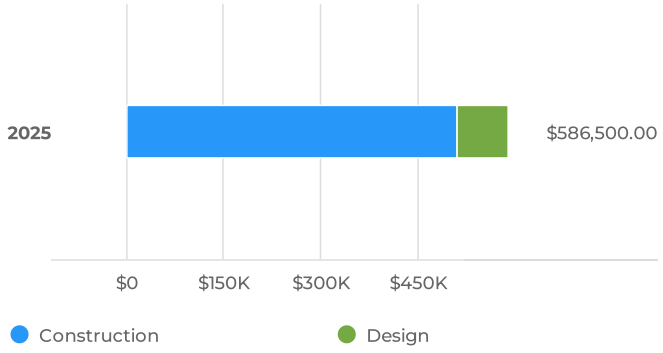

Capital Cost for Budgeted Years

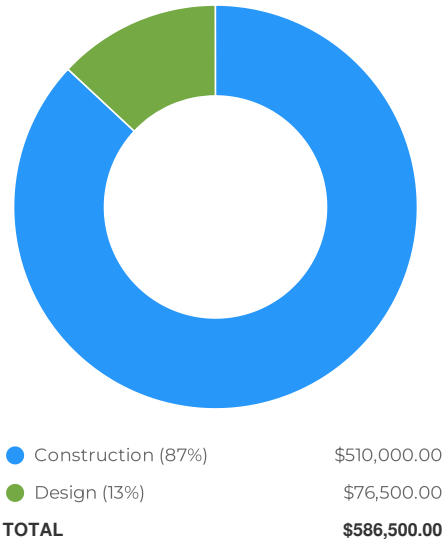

Capital Cost Breakdown

Capital Cost	FY2025	Total
Design	$76,500	$76,500
Construction	$510,000	$510,000
Total	**$586,500**	**$586,500**

Funding Sources

Total Budget (all years)
$586.5K

Project Total
$586.5K

Funding Sources by Year

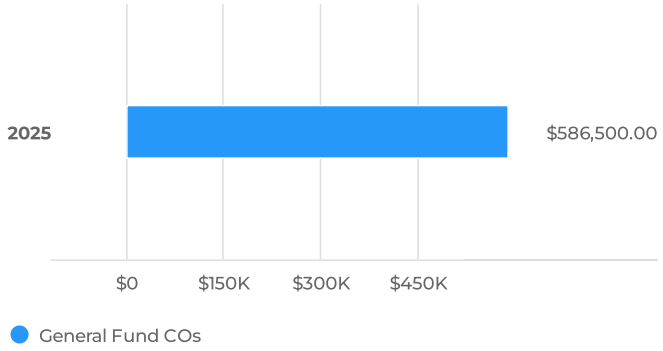

Funding Sources for Budgeted Years

Funding Sources Breakdown

Funding Sources	FY2025	Total
General Fund COs	$586,500	$586,500
Total	**$586,500**	**$586,500**

Matching Funds and Design Costs for TxDOT Highway Safety Improvement Grants

Overview

Submitted By	Amy Burlarley-Hyland, Public Works Director
Request Owner	James Bailey, Traffic Engineering Manager
Est. Start Date	07/01/2024
Est. Completion Date	12/31/2024
Department	Traffic
Type	Capital Improvement
Project Number	New Project

Description

These projects are funded 90% or more by the 2021 TxDOT Highway Safety Improvement Program (HSIP) though Federal Funds.

These projects were awarded and there is a need for City of Waco funding for up to 10% matching funds and 15% design costs:

1. LaSalle Ave at 3rd St: Install New Traffic Signal ($500,000) (100% Federal, City pays Design Cost)
2. Valley Mills Dr at Bishop/Hilltop: Install New Traffic Signal ($300,000) (100% Federal, City pays Design Cost)
3. Franklin Ave at 17th & 18th Sts: Improve Traffic Signals (2ea), add sidewalk ($1,100,000) (90% Federal, 10% City Match and Design Cost)
4. Reflective Border Signal Backplate Upgrade ($65,000) (100% Federal)

The total project cost of these awarded projects is $1,965,000.

The City is responsible for $395,000 for matching funds and design costs.

These projects will be let by TxDOT in FY 2024 and require an advance funding agreement, to include any construction over-run cost.

Images

Texas Department of Transportation

Highway Safety Improvement Program

TxDOT HSIP

Details

Useful life of Asset	15
Cost Saving explanation	Matching Funds and Design Costs for TxDOT Highway Safety Improvement Grants will reduce the cost of crashes over the life of the projects.
Increase operational cost explanation	None
Type of Project	Partnership Agreement
Ranking	Grant Project

Location

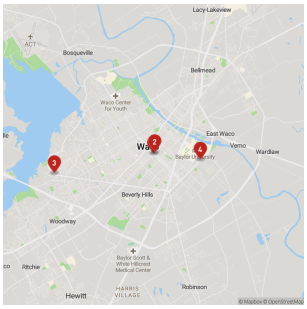

Supplemental Attachments

HSIP Bus 77 at 3rd St New Signal(/resource/cleargov-prod/projects/documents/a9431a513335680d8064.pdf)

Valley Mills Dr at Hilltop/Bishop New Signal(/resource/cleargov-prod/projects/documents/a043883624f617d29cc5.pdf)

Improve Signals - Franklin at 17th & 18th Sts(/resource/cleargov-prod/projects/documents/4fadfb287af2a88664da.pdf)

JUSTIFICATION

City funding for these projects is needed to match funds and design costs so that these projects can be designed and constructed.

These safety projects were at high accident locations and have a high crash reduction and benefit to cost ratio under the grant program.

These projects provide curb ramps and crosswalks at new and existing signals and increase the safety of vehicle and pedestrian traffic in the City of Waco.

Capital Cost

FY2023 Budget	Total Budget (all years)	Project Total
$2,360,000	$13.02M	$13.02M

Capital Cost by Year

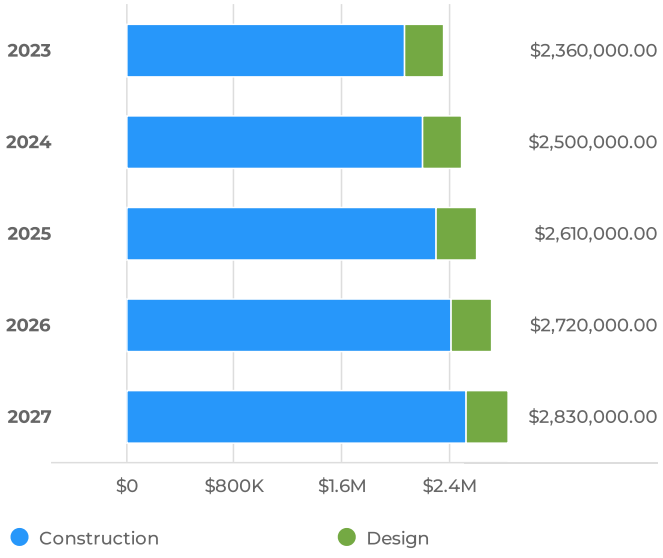

Capital Cost for Budgeted Years

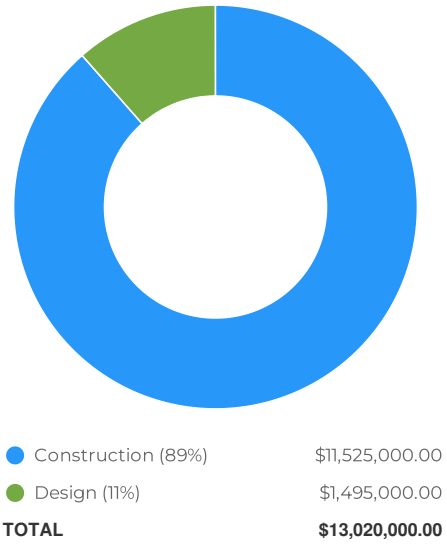

Capital Cost Breakdown

Capital Cost	FY2023	FY2024	FY2025	FY2026	FY2027	Total
Design	$295,000	$300,000	$300,000	$300,000	$300,000	$1,495,000
Construction	$2,065,000	$2,200,000	$2,310,000	$2,420,000	$2,530,000	$11,525,000
Total	**$2,360,000**	**$2,500,000**	**$2,610,000**	**$2,720,000**	**$2,830,000**	**$13,020,000**

Funding Sources

FY2023 Budget
$2,360,000

Total Budget (all years)
$13.02M

Project Total
$13.02M

Funding Sources by Year

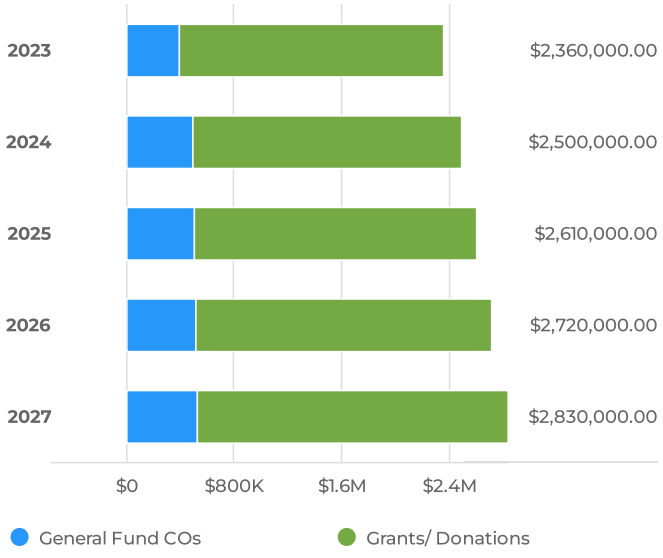

Funding Sources for Budgeted Years

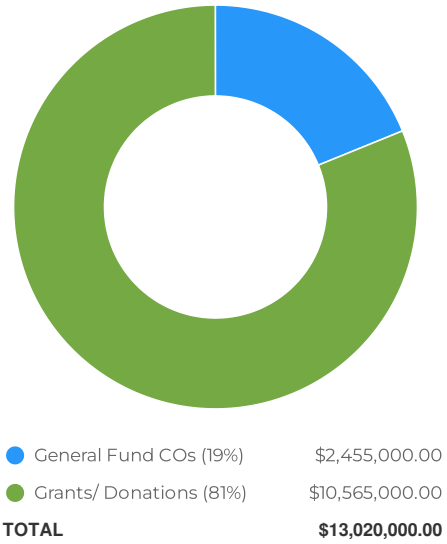

Funding Sources Breakdown

Funding Sources	FY2023	FY2024	FY2025	FY2026	FY2027	Total
General Fund COs	$395,000	$500,000	$510,000	$520,000	$530,000	$2,455,000
Grants/ Donations	$1,965,000	$2,000,000	$2,100,000	$2,200,000	$2,300,000	$10,565,000
Total	**$2,360,000**	**$2,500,000**	**$2,610,000**	**$2,720,000**	**$2,830,000**	**$13,020,000**

New Rd at Colcord Ave Improve Signal

Overview

Submitted By	Amy Burlarley-Hyland, Public Works Director
Request Owner	James Bailey, Traffic Engineering Manager
Est. Start Date	07/01/2023
Est. Completion Date	07/01/2024
Department	Traffic
Type	Capital Improvement
Project Number	New Project

Description

Improve Signal at New Rd and Colcord Ave

Install Left turn Lane and Left turn Signals

Install curb ramps, accessible pedestrian buttons and pedestrian count down signals.

Replace conduit, add video detection, (existing poles to remain).

Images

New Rd at Colcord Ave

Details

Useful life of Asset	15
Cost Saving explanation	None
Increase operational cost explanation	None
Type of Project	Poor to Good
Ranking	4
Strategic Goal	Improve Infrastructure

Location

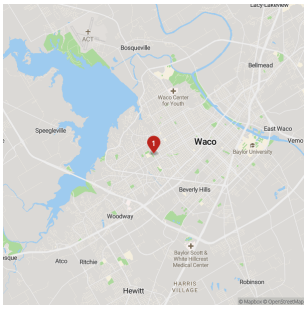

Supplemental Attachments

New Rd at Colcord Ave(/resource/cleargov-prod/projects/documents/3e598f475467f654600f.pdf)

JUSTIFICATION

The new Waco High School is installing sidewalks and more traffic is expected to use this intersection.

Installing a left turn lane and signal will increase safety and reduce crashes.

Adding pedestrian curb ramps and new pedestrian poles, accessible buttons, and pedestrian countdown signals will increase safety and accessibility for all users.

Capital Cost

Total Budget (all years)
$260K

Project Total
$260K

Capital Cost by Year

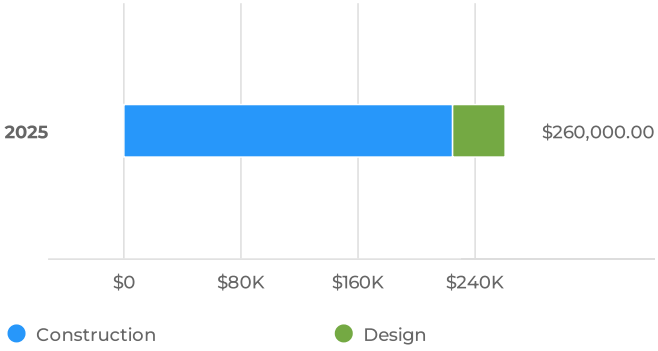

Capital Cost for Budgeted Years

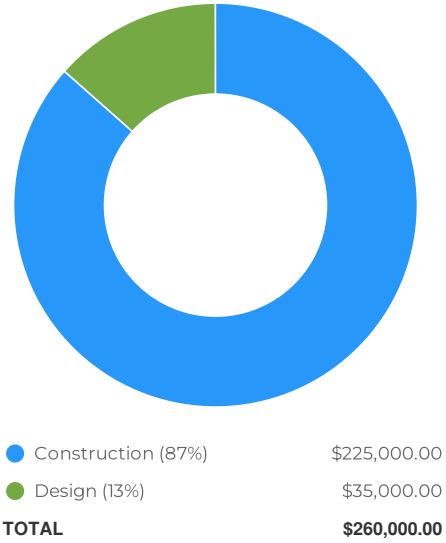

Capital Cost Breakdown

Capital Cost	FY2025	Total
Design	$35,000	$35,000
Construction	$225,000	$225,000
Total	**$260,000**	**$260,000**

Funding Sources

Total Budget (all years)
$260K

Project Total
$260K

Funding Sources by Year

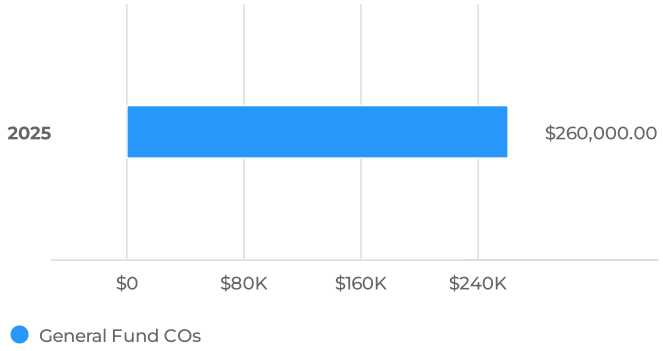

Funding Sources for Budgeted Years

Funding Sources Breakdown

Funding Sources	FY2025	Total
General Fund COs	$260,000	$260,000
Total	**$260,000**	**$260,000**

New Traffic Signal at N River Crossing and Yankie Rd

Overview

Submitted By	Amy Burlarley-Hyland, Public Works Director
Request Owner	James Bailey, Traffic Engineering Manager
Est. Start Date	07/01/2023
Est. Completion Date	07/01/2024
Department	Traffic
Type	Capital Improvement
Project Number	New Project

Description

Construct a New Traffic Signal at N River Crossing and Yankie Rd.

Images

FM 185 at Yankee Rd

Details

Useful life of Asset	15
Cost Saving explanation	None
Increase operational cost explanation	None
Type of Project	Capacity expansion
Ranking	7
Strategic Goal	Provide a Safe and Resilient City

Location

Supplemental Attachments

FM 185 at Yankee Rd(/resource/cleargov-prod/projects/documents/20f2ace3ae668a3b85e4.pdf)

JUSTIFICATION

Due to the number of subdivisions and growth in this area, this intersection is expected to meet the warrants for a new traffic signal.

Capital Cost

Total Budget (all years)
$345K

Project Total
$345K

Capital Cost by Year

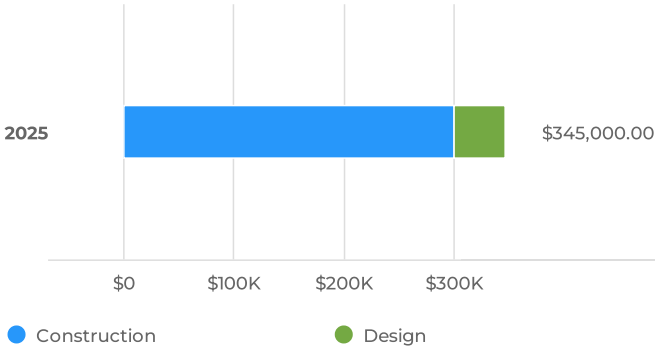

Capital Cost for Budgeted Years

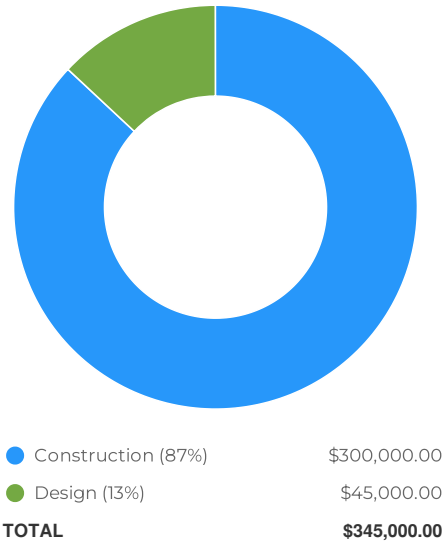

Capital Cost Breakdown

Capital Cost	FY2025	Total
Design	$45,000	$45,000
Construction	$300,000	$300,000
Total	**$345,000**	**$345,000**

Funding Sources

Total Budget (all years)
$345K

Project Total
$345K

Funding Sources by Year

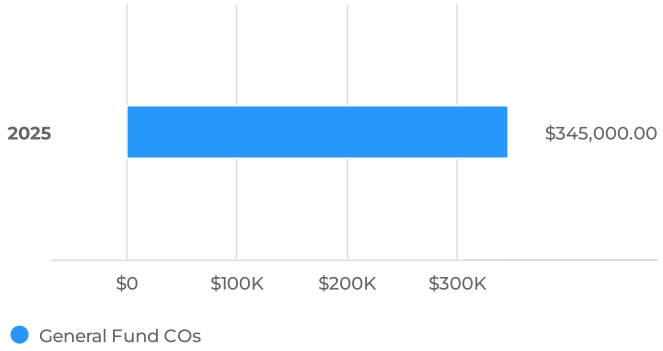

Funding Sources for Budgeted Years

Funding Sources Breakdown

Funding Sources	FY2025	Total
General Fund COs	$345,000	$345,000
Total	**$345,000**	**$345,000**

On-Call Traffic Signal Repair, Safety Improvements and Modernization

Overview

Submitted By	Amy Burlarley-Hyland, Public Works Director
Request Owner	James Bailey, Traffic Engineering Manager
Est. Start Date	10/01/2022
Est. Completion Date	09/30/2023
Department	Traffic
Type	Capital Improvement
Project Number	New Project

Description

Upgrade existing traffic signals to improve safety, reliability, and efficiency for the traveling public.

Bring existing traffic signals to the Texas and Federal Manual of Uniform Traffic Control Devices (MUTCD) standards.

Replace damaged conduits and cables so that signals do not go to flash in wet weather.

Increase safety by adding longer mast arm signal poles for left turn signals and flashing yellow arrows.

Add curb ramps, accessible pedestrian buttons and countdown pedestrian signals.

Modernization includes adding conduits for camera detection upgrades to replace damaged loops in the pavement.

Upgrade cabinets and controllers and radios to modernize communications for traffic management software.

This work is not part of the expected routine City maintenance budget but is for major repair and replacement and new locations.

Future and previous work includes:

1. Lakeshore Dr at Martin Luther King Jr Blvd: Repair signals that flash in wet weather, replace conduit and cables ($187,500)
2. Franklin at 5th St: Replace Poles and conduit. ($120,000)
3. Bus 77 at Primrose: Add video detection and replace conduits. ($50,000)
4. New Rd at Memorial: Replace cabinet, pedestrian signals and video detection ($150,000)
5. Herring at Flewellen: Replace signal pole and foundation ($50,000)
6. 4th St and 5th St at Firehouse Emergency Flashing Beacons ($50,000)
7. "Your Speed" traffic calming feedback signs ($50,000)
8. New School Flashing Beacons at Harmony School on Dutton Ave ($50,000)

Images

Details

Useful life of Asset	15 years
Cost Saving explanation	None
Increase operational cost explanation	None
Type of Project	Poor to Good
Ranking	2
Strategic Goal	Provide a Safe and Resilient City

Location

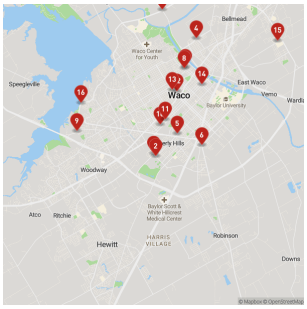

JUSTIFICATION

Upgrading existing traffic signals will improve safety, reliability, and efficiency for the traveling public.

The on-call capital improvement money is needed for projects that occur on an unexpected basis.

A contractor may be needed to install new foundations and conduits.

New materials are needed for work at new locations and substantial repairs to existing locations.

Existing projects may need signal work added.

The design for this work is done by City staff.

Capital Cost

Total Budget (all years)
$1.59M

Project Total
$1.59M

Capital Cost by Year

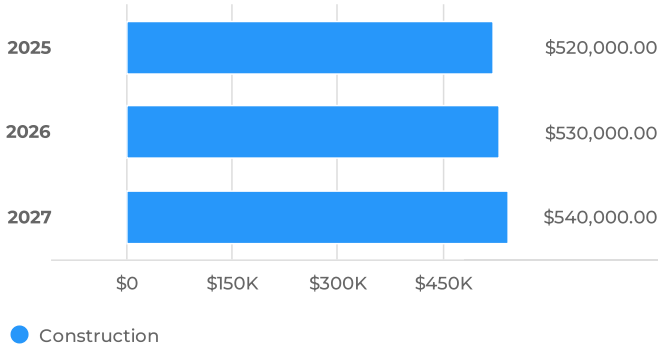

Capital Cost for Budgeted Years

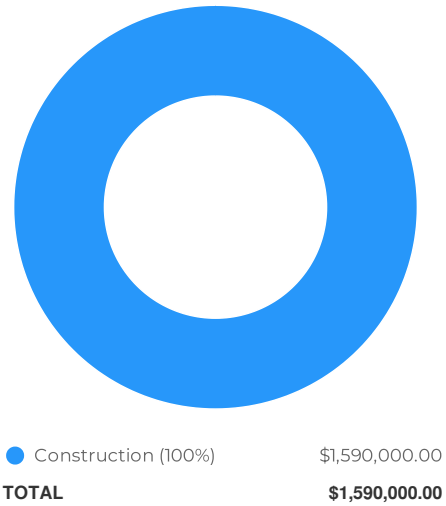

Capital Cost Breakdown

Capital Cost	FY2025	FY2026	FY2027	Total
Construction	$520,000	$530,000	$540,000	$1,590,000
Total	**$520,000**	**$530,000**	**$540,000**	**$1,590,000**

Funding Sources

Total Budget (all years)
$1.59M

Project Total
$1.59M

Funding Sources by Year

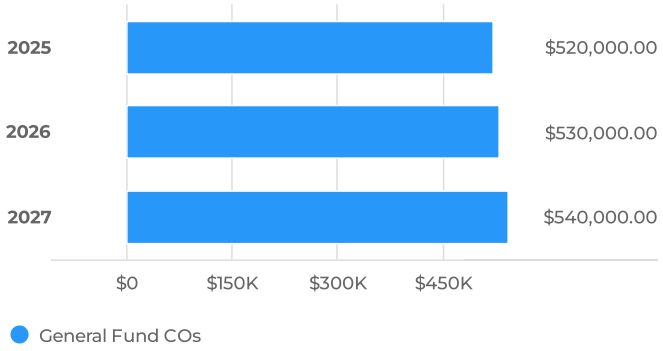

Funding Sources for Budgeted Years

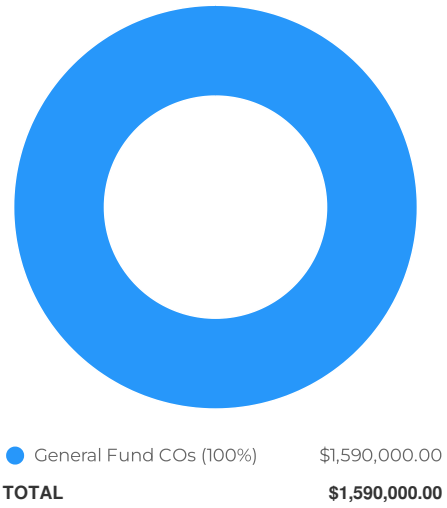

Funding Sources Breakdown

Funding Sources	FY2025	FY2026	FY2027	Total
General Fund COs	$520,000	$530,000	$540,000	$1,590,000
Total	**$520,000**	**$530,000**	**$540,000**	**$1,590,000**

Traffic Signal and ADA Improvements on Bosque Blvd (5 signals)

Overview

Submitted By	Amy Burlarley-Hyland, Public Works Director
Request Owner	James Bailey, Traffic Engineering Manager
Est. Start Date	07/01/2023
Est. Completion Date	07/01/2024
Department	Traffic
Type	Capital Improvement
Project Number	New Project

Description

This project will add curb ramps, accessible pedestrian buttons, and pedestrian countdown timers at existing signals on Bosqe Blvd.

The traffic signal at Bosque Blvd and 34th St needs new poles with longer mast arms to add left turn signals to allow drivers to turn left during busy hours.

Adding safety improvements such as flashing yellow arrows and video detection will decrease crashes.

Images

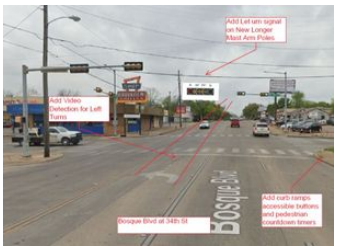

Traffic Signal Upgrade

Details

Useful life of Asset	15-30 years
Cost Saving explanation	None
Increase operational cost explanation	None
Type of Project	Poor to Good
Ranking	3
Strategic Goal	Improve Infrastructure

Location

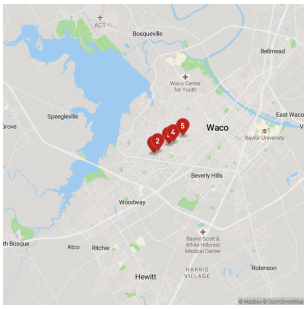

Supplemental Attachments

Bosque Blvd Signal & ADA Improvments(/resource/cleargov-prod/projects/documents/254aa3f372a170ac02c6.pdf)

JUSTIFICATION

The Bosque Blvd Corridor was selected to improve upon the high number of crashes and the need for better pedestrian accessibility and better operation of existing signals.

Capital Cost

Total Budget (all years)
$1.3M

Project Total
$1.3M

Capital Cost by Year

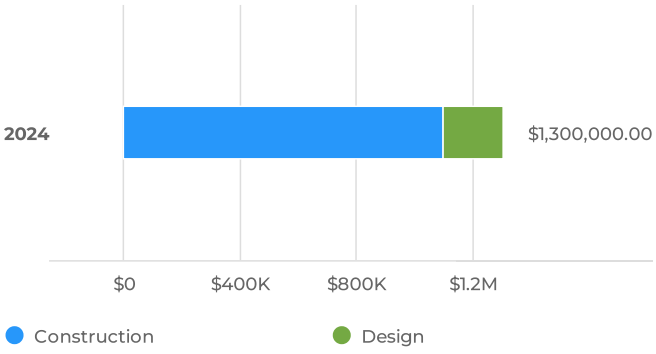

Capital Cost for Budgeted Years

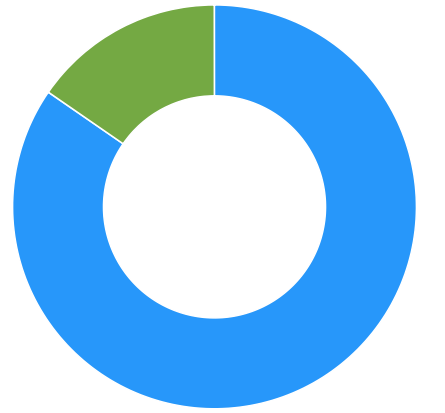

Construction (85%)	$1,100,000.00
Design (15%)	$200,000.00
TOTAL	**$1,300,000.00**

Capital Cost Breakdown

Capital Cost	FY2024	Total
Design	$200,000	$200,000
Construction	$1,100,000	$1,100,000
Total	**$1,300,000**	**$1,300,000**

Funding Sources

Total Budget (all years)
$1.3M

Project Total
$1.3M

Funding Sources by Year

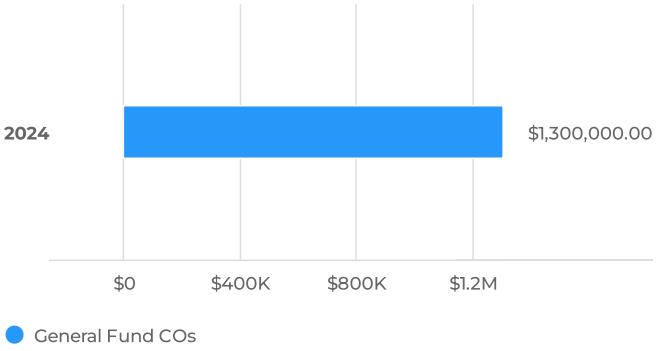

Funding Sources for Budgeted Years

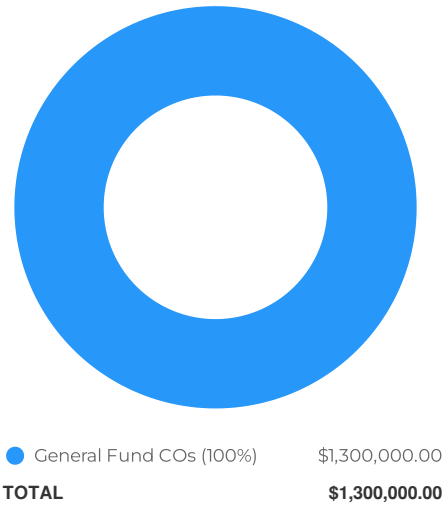

Funding Sources Breakdown

Funding Sources	FY2024	Total
General Fund COs	$1,300,000	$1,300,000
Total	**$1,300,000**	**$1,300,000**

ENGINEERING SERVICES REQUESTS

12th Street Bridge over Primrose Creek Reconstruction

Overview

Submitted By	Amy Burlarley-Hyland, Public Works Director
Request Owner	Steve Martin, Engineering Manager
Est. Start Date	04/01/2025
Est. Completion Date	04/30/2027
Department	Engineering Services
Type	Capital Improvement
Project Number	new project

Description

Originally built in 1961 as a slab (3 x 15ft span) bridge carrying 2-11ft roadway lanes over Primrose Creek, the 12th St Bridge was modified in 1972 to carry 4-11ft lanes over Primrose Creek. The TxDOT Bridge Inspection Reports comments include resealing the joints, repairing spalls, replacement of damaged rail, settlement along the abutments, settlement under the sidewalks, cracking of different elements, exposed drilled shafts, and moderate wear of deck. As part of the Bridge Program, the Public Works staff conducted inspections with the goal of accessing the structure and prioritizing repairs. City staff agrees with the TxDOT Bridge Inspection's assessment of the bridge. The City of Waco's 2020 Stormwater Master Plan prepared by Walker Associates indicates that the S12th Street bridge deck inundates at the 10-year storm frequency. The ultimate plan (Oakwood Channel and Bridge Improvements) for the Primrose Creek drainage channel, as outlined in the CIP Stormwater Masterplan, would reduce the floodplain from S21st Street to University Parks Drive. This plan includes the reconstruction of the 12th Street Bridge to increase capacity under the bridge, raise the roadway, and contain the floodplain to the channel. The Oakwood Channel and Bridge Improvements is an approximately $40 million dollar project that includes the widening of the existing Primrose Creek channel, reconstruction of identified bridges, and removal of some bridges.

Images

Bridge issues

Riprap 1

Riprap 2

Riprap 3

Deck & rail damage

Rail damage

Bridge issues 2

Scour

Details

Cost Saving explanation	None
Useful life of Asset	30
Increase operational cost explanation	None
Type of Project	New Construction
Ranking	7
Strategic Goal	Improve Infrastructure

Location

Supplemental Attachments

CIP Stormwater Masterplan Primrose Drainage Improvement Map **(/resource/cleargov-prod/projects/documents/f3a180c7b335a2545188.pdf)**

Stormwater Master Plan - Primrose(/resource/cleargov-prod/projects/documents/af2d15354a8421e6192a.pdf)

JUSTIFICATION

The proposed 12th St Bridge Reconstruction Project will raise the bridge deck to accommodate a 2ft freeboard between bridge low chord and 100-year water surface profile and include: removal of bridge deck and existing roadway approaches; modify existing bridge substructure to raise bridge deck above 100-year water surface profile (approximately 4ft); reconstruct roadway approaches and bridge deck, new sidewalks, compliant bridge rails, bridge end protection systems and address all other minor identified issues. Raising the bridge will remove the roadway from the floodplain and promote safe travel during storm events. This project is one step in reducing the Primrose Creek floodplain, as detailed in the 2020 Stormwater Master Plan, and will fix the issues found during bridge inspections.

Capital Cost

Total Budget (all years)
$4.52M

Project Total
$4.52M

Capital Cost by Year

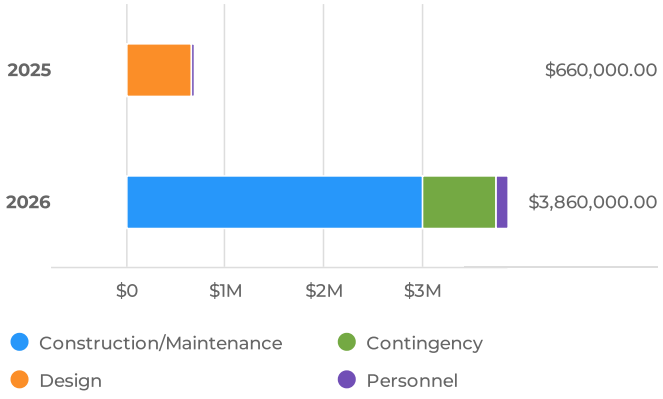

Capital Cost for Budgeted Years

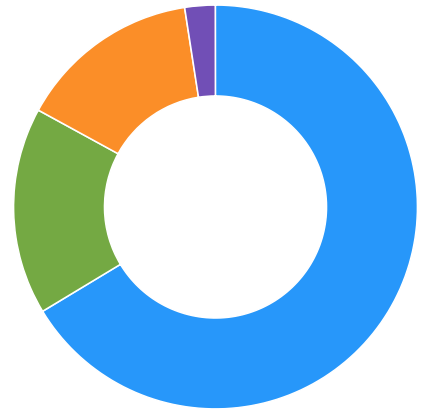

Construction/Maintenance (66%)	$3,000,000.0
Contingency (17%)	$750,000.00
Design (15%)	$660,000.00
Personnel (2%)	$110,000.00
TOTAL	**$4,520,000.00**

Capital Cost Breakdown

Capital Cost	FY2025	FY2026	Total
Design	$660,000		$660,000
Construction/Maintenance		$3,000,000	$3,000,000
Contingency		$750,000	$750,000
Personnel		$110,000	$110,000
Total	**$660,000**	**$3,860,000**	**$4,520,000**

Funding Sources

Total Budget (all years)
$4.52M

Project Total
$4.52M

Funding Sources by Year

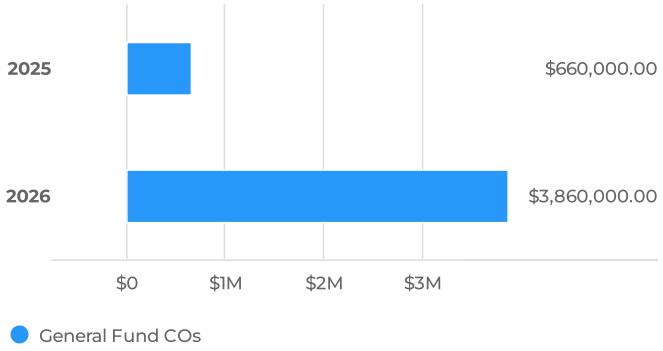

Funding Sources for Budgeted Years

Funding Sources Breakdown

Funding Sources	FY2025	FY2026	Total
General Fund COs	$660,000	$3,860,000	$4,520,000
Total	**$660,000**	**$3,860,000**	**$4,520,000**

Bridge Maintenance Program

Overview

Submitted By	Amy Burlarley-Hyland, Public Works Director
Request Owner	Steve Martin, Engineering Manager
Est. Start Date	10/01/2022
Est. Completion Date	09/30/2027
Department	Engineering Services
Type	Capital Improvement
Project Number	new project

Description

Federal regulations require periodic inspection of all bridge class structures 20' or longer. Every two years, TxDOT performs inspections and develops bridge inspection forms (BRINSAP) which indicate areas of necessary repairs or improvements. These recommendations are given with the expectation that repairs are completed as soon as maintenance funding is available. Each suggested area of improvement is broken into three categories with corresponding timeframes for those improvements: Critical (30 days), Urgent (6 months), and Routine (24 months). The 2020 BRINSAP report identified needed repairs on 38 of the 71 bridges owned by the City of Waco. The next BRINSAP reports are expected in the summer 2022. With the start of the Bridge Program for fiscal year 2022, Public Works began to conduct further inspections, compile supplementary recommendations, and prioritize work. Public Work's staff is currently preparing a bridge maintenance package for bid in Spring 2022 to start addressing the improvements indicated by the BRINSAP reports and City inspections. Although this initial package will begin to address some of TxDOT's and Public Works Staff's observations, recurring annual funding is needed to continue addressing the maintenance needs of the City's bridges.

Images

Bridge Program

Details

Cost Saving explanation	None
Useful life of Asset	5 to 10
Increase operational cost explanation	None
Type of Project	Refurbishment
Ranking	2
Strategic Goal	Improve Infrastructure

Location

Supplemental Attachments

Bridge Program - Bridge Maintenance Presentation **(/resource/cleargov-prod/projects/documents/152268fde46207e4aeba.pdf)**

JUSTIFICATION

With fiscal year 2022 funding and development of the Bridge Program, the City of Waco Public Works' staff has begun to develop and execute a bridge maintenance plan. Although some of the work is being done by Public Work's Street and Traffic Operations, contractors will be required for most of the repairs due to the specialized nature of the work and staffing availability. Continued maintenance funding for the Bridge Program is needed to keep bridges functional, safe for public use, and to reduce the likelihood of bridge closures in the future. Delays in repairs/maintenance could lead to more costly and intensive repairs, including reconstruction of bridges.

Capital Cost

FY2023 Budget
$1,500,000

Total Budget (all years)
$7.5M

Project Total
$7.5M

Capital Cost by Year

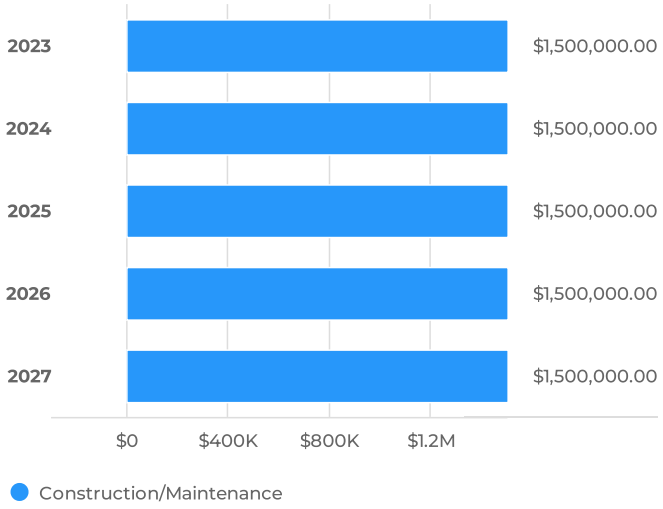

Capital Cost for Budgeted Years



Capital Cost Breakdown

Capital Cost	FY2023	FY2024	FY2025	FY2026	FY2027	Total
Construction/Maintenance	$1,500,000	$1,500,000	$1,500,000	$1,500,000	$1,500,000	$7,500,000
Total	**$1,500,000**	**$1,500,000**	**$1,500,000**	**$1,500,000**	**$1,500,000**	**$7,500,000**

Funding Sources

FY2023 Budget
$1,500,000

Total Budget (all years)
$7.5M

Project Total
$7.5M

Funding Sources by Year

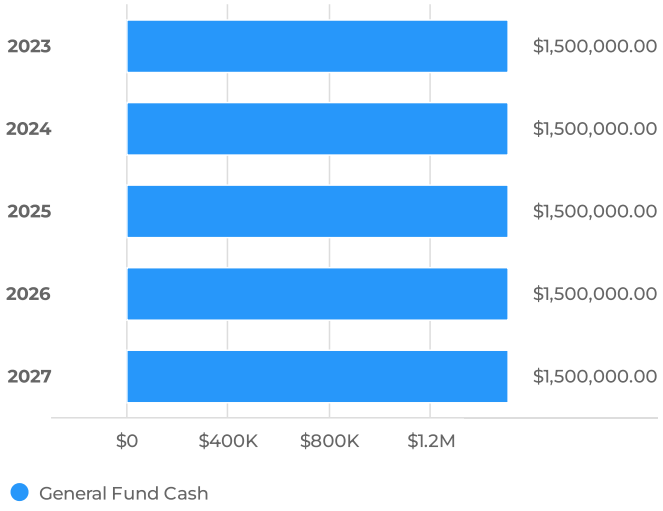

Funding Sources for Budgeted Years

Funding Sources Breakdown

Funding Sources	FY2023	FY2024	FY2025	FY2026	FY2027	Total
General Fund Cash	$1,500,000	$1,500,000	$1,500,000	$1,500,000	$1,500,000	$7,500,000
Total	**$1,500,000**	**$1,500,000**	**$1,500,000**	**$1,500,000**	**$1,500,000**	**$7,500,000**

Herring Avenue Bridge Rehabilitation

Overview

Submitted By	Amy Burlarley-Hyland, Public Works Director
Request Owner	Steve Martin, Engineering Manager
Est. Start Date	10/01/2022
Est. Completion Date	06/01/2024
Department	Engineering Services
Type	Capital Improvement
Project Number	new project

Description

Constructed in 1969 as twin continuous steel girder bridges, the Herring Avenue bridges spans 917 feet over the Brazos River. The Herring Bridge is an arterial road and an essential connection for vehicular traffic traveling between downtown Waco and East Waco. This bridge carries approximately 8,000 vehicles per day. In addition, this bridge is used recreationally by pedestrians to connect Cameron Park trails to the MLK walking paths.

As part of the Bridge Program, City of Waco Public Works staff has begun to inspect The City's bridges, prioritize the needed improvements and develop plans for these improvements. The City of Waco bridge inspection of the Herring Bridge, supplemented by TxDOT bridge reports, identified structural concerns regarding the abutments, rocker assemblies and expansion joints.

The rockers on the Herring bridge are moving separately and at different degrees with the largest rotation on the westbound bridge of approximately 17 degrees. Bridge rockers permit the natural expansion and contraction of a bridge due to thermal changes. Over rotation of the rocker bearings could cause the rockers to topple over, leading to a failure of the superstructure of the bridge. The debris currently built up around the rockers are increasing friction and trapping moisture which is contributing to faster degradation of the rockers. The 2020 TxDOT BRINSAP reports identify the southeast rockers and debris accumulation around the rockers as Urgent. An urgent classification requires action within 6 months.

The proposed rehabilitation based on the Bridge Inspection Report and supported by City Staff will include replacement of the rocker bearing assemblies at each bridge abutment, replacement of expansion joints, deck resurfacing with a polymer overlay, bridge rail repairs, and bridge end protection systems. Preparation and implementation of a lifting plan will be required to support the bridge ends during the replacement of the bearings.

Images

Rocker 1

Rocker 2

Rocker 3

Rocker 4

Rocker 5

Details

Cost Saving	None

Location

explanation	
Useful life of Asset	20
Increase operational cost explanation	None
Type of Project	Refurbishment
Ranking	4
Strategic Goal	Improve Infrastructure

Supplemental Attachments

2020 Report P1(/resource/cleargov-prod/projects/documents/55695141446e0d374c94.pdf)

JUSTIFICATION

Rocker bearings are a critical structural component for the operation and function of a bridge. A failure of this structural component would cause the closure of the bridge and have impacts to the general traffic and connectivity of the City. The failure of the bridge would result in more numerous and costly improvements. Since these issues are identified as “Urgent” by TxDOT’s BRINSAP reports, failure of the bridges due to any of the “Urgent” issues could exposure The City to liability issues and loss of potential federal funding.

Capital Cost

Total Budget (all years)
$5M

Project Total
$5M

Capital Cost by Year

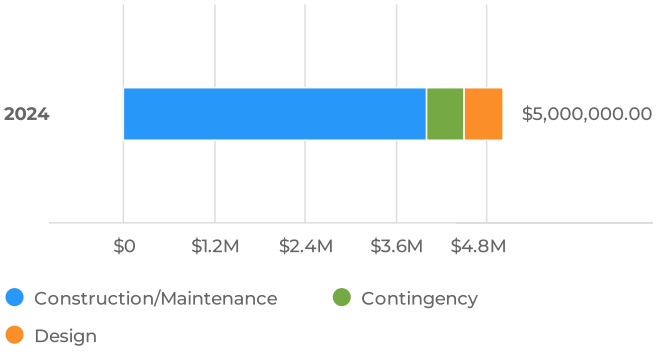

Capital Cost for Budgeted Years

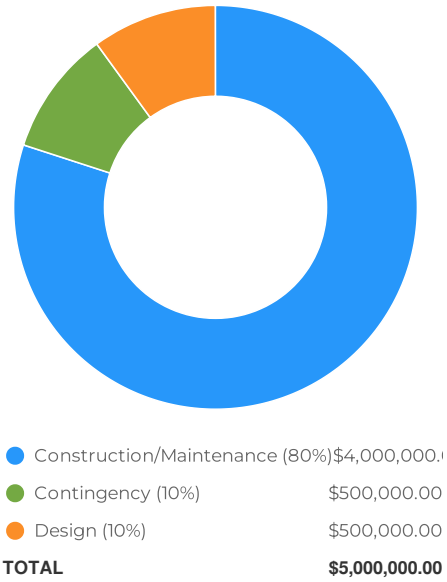

Capital Cost Breakdown

Capital Cost	FY2024	Total
Design	$500,000	$500,000
Construction/Maintenance	$4,000,000	$4,000,000
Contingency	$500,000	$500,000
Total	**$5,000,000**	**$5,000,000**

Funding Sources

Total Budget (all years)
$5M

Project Total
$5M

Funding Sources by Year

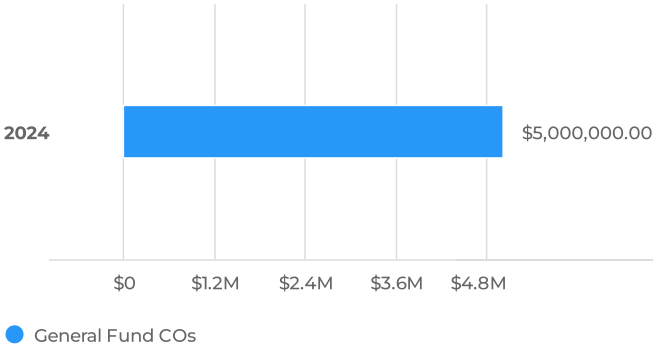

Funding Sources for Budgeted Years

Funding Sources Breakdown

Funding Sources	FY2024	Total
General Fund COs	$5,000,000	$5,000,000
Total	**$5,000,000**	**$5,000,000**

Historic Washington Bridge Structural Rehabilitation

Overview

Submitted By	Amy Burlarley-Hyland, Public Works Director
Request Owner	Steve Martin, Engineering Manager
Est. Start Date	11/01/2024
Est. Completion Date	09/30/2028
Department	Engineering Services
Type	Capital Improvement
Project Number	new project

Description

The Washington Avenue Bridge is a 450' single span Pennsylvania through truss bridge that crosses over the Brazos River. The bridge was built in 1901 to parallel The Waco Suspension Bridge and offer an alternative connection from Downtown Waco to East Waco. When built the Washington Avenue Bridge was the longest single-span truss bridge in Texas. In 2008, the City of Waco partnered with TxDOT on a five-million-dollar rehabilitation project for The Washington Avenue Bridge. This project included pedestrian rail improvements, improved bridge lighting, replacement of truss members and a new bridge slab. The rehabilitation project also covered the southwest abutment with a white façade.

The 2020 BRINSAP Report and by reference the 2018 Fracture Critical Inspection Report had the following comments: replace cracked and broken interior pin nuts, place shims between Girder 3 and bearing plate, install identified missing bolts, monitor tears at bottom of truss vertical hanger channel members, seal joints, northeast abutment cracking and concrete loss and other minor items.

In Fall 2021, Public Work's Staff was notified of water seeping through cracks in the southwest abutment. During the investigation, City Staff was informed that the issue began when water was added to a manhole at the intersection of Washington Avenue and University Parks. Staining around the cracks indicated that this issue had happened previously. City Staff was not able to find detailed as-built drawings or fully assess the storm line due to the age and poor condition of the line. City Staff believes the southwest abutment, prior to the 2010 rehabilitation project, was developing similar cracking patterns seen today. The previous improvements appear to have slowed the cracking of the original substructure, but have not prevented further cracking in the abutment and retaining wall.

Images

NE Abutment 1

NE Abutment 2

NE Abutment 3

NE Abutment 4

NE Abutment 5

SW Abutment 1

SW Abutment 2

SW Abutment 3

SW Abutment 4

Example of broken member

Details

Cost Saving explanation	None
Useful life of Asset	10
Increase operational cost explanation	None
Type of Project	Refurbishment
Ranking	6
Strategic Goal	Improve Infrastructure

Location

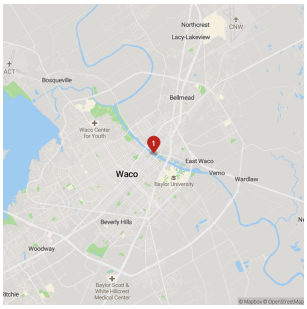

JUSTIFICATION

Given the significance of this historic bridge and the noted comments from TxDOT and City Staff inspections, it is recommended more in-depth investigation by a bridge specialist is needed to evaluate the entirety of the bridge. Based on these in-depth investigations, City staff will develop a plan to best address these issues.

Capital Cost

Total Budget (all years)
$12.05M

Project Total
$12.05M

Capital Cost by Year

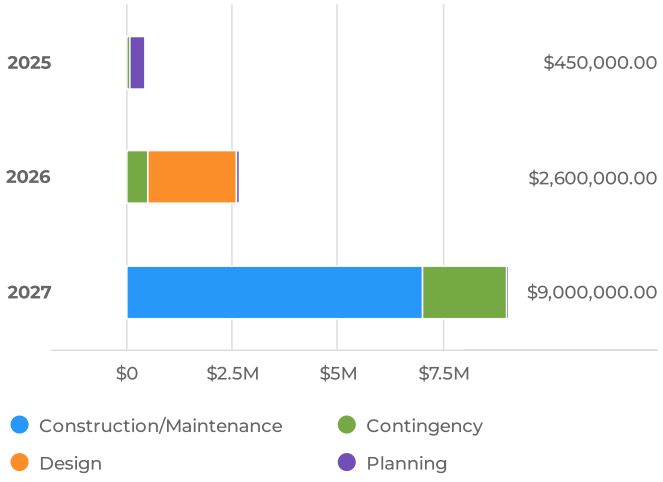

Capital Cost for Budgeted Years

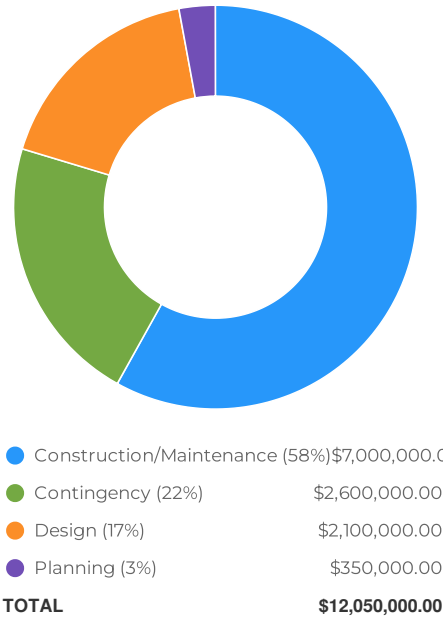

Capital Cost Breakdown

Capital Cost	FY2025	FY2026	FY2027	Total
Planning	$350,000			$350,000
Design		$2,100,000		$2,100,000
Construction/Maintenance			$7,000,000	$7,000,000
Contingency	$100,000	$500,000	$2,000,000	$2,600,000
Total	**$450,000**	**$2,600,000**	**$9,000,000**	**$12,050,000**

Funding Sources

Total Budget (all years)
$12.05M

Project Total
$12.05M

Funding Sources by Year

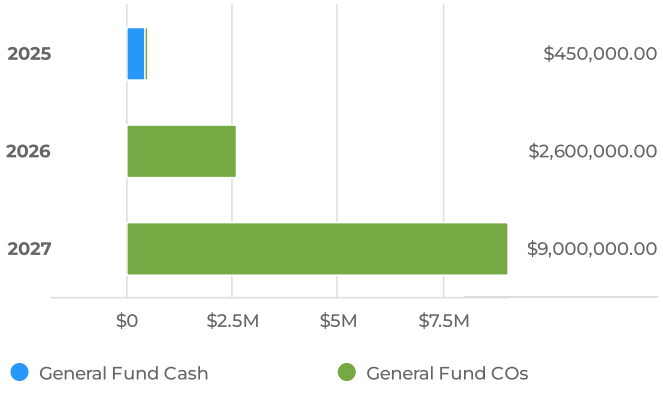

Funding Sources for Budgeted Years

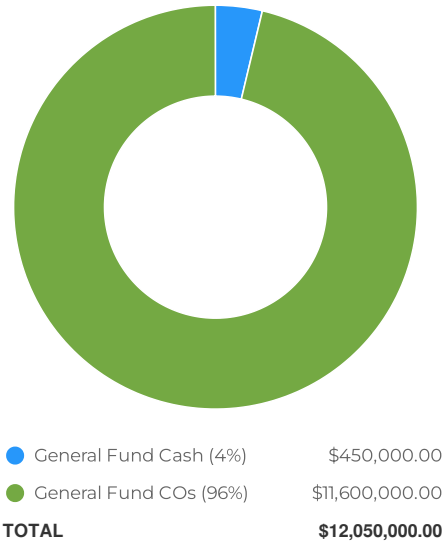

Funding Sources Breakdown

Funding Sources	FY2025	FY2026	FY2027	Total
General Fund Cash	$450,000			$450,000
General Fund COs		$2,600,000	$9,000,000	$11,600,000
Total	**$450,000**	**$2,600,000**	**$9,000,000**	**$12,050,000**

New Road Over UPRR Bridge Rehabilitation

Overview

Submitted By	Amy Burlarley-Hyland, Public Works Director
Request Owner	Steve Martin, Engineering Manager
Est. Start Date	03/15/2023
Est. Completion Date	07/01/2024
Department	Engineering Services
Type	Capital Improvement
Project Number	new project

Description

The City of Waco's New Road bridge located between Franklin Avenue and Hyland Drive crosses three Union Pacific rail lines. It is a ten-span approximately 500' long concrete slab bridge built by TxDOT in the late 70's. The bridge has expansion joints at the abutments and the middle bent. The bridge was constructed with two layers of roofing felt at these expansion joints between the concrete slab and the substructure to prevent concrete-on-concrete frictional pressure as the bridge expands and contracts. Current standard bridge design philosophies no longer consider this to be best practice for longer span bridges.

Street Operations previously patched spalling on the abutments with high strength grout to delay the decay of the abutment. As part of the Bridge Program, Engineering staff inspected the bridge in Fall 2021 and observed the previous patches had completely fallen off exposing rebar.

Spalling and delamination of the abutments and center bent has reduced the bearing area. The bearing area is where the loads are directly transferred from the superstructure (top portion of bridge) to the substructure (foundation). The abutments also retain the soil under the bridge approach slab. Possible contributing factors to the spalling and delamination include: felt layers degradation, rotation of the abutments, lack of stiffness in the columns and drilled shafts, and unsealed joints. Failure of either the abutments or bents would require a complete closure of the bridge.

Other rehabilitation items that need to be addressed on the New Road Bridge include: bridge deck wearing surface, vegetation removal around bridge, full depth joint rebuilds, new approach slabs, voids in concrete rip rap, vegetation in the rip rap, sidewalk reconstruction, and new metal beam guard fence.

Images

Bridge Joint

Abutment Spalling 1

Abutment Spalling 2

Abutment Spalling 3

Abutment Spalling 4

Abutment Spalling 5

Bent Spalling 1

Bent Spalling 2

Sidewalk

Tree in Riprap

Abutment Spalling 6

Details

Cost Saving explanation	None
Useful life of Asset	20
Increase operational cost explanation	None
Type of Project	Refurbishment
Ranking	1
Strategic Goal	Improve Infrastructure

Location

JUSTIFICATION

New Road is an important throughfare for The City of Waco. It connects IH-35 and the area around The Marketplace to the Heart of the City. There would be significant impacts to the traveling public if the bridge is closed. The two most feasible traffic detours would route traffic to South Valley Mills Dr or State Highway 6, which are nearest roadways able to handle the additional capacity. Beginning design before failure of the bridge will allow City staff to develop a plan that shortens closure time and reduce the impact to the traveling public.

Due to the bridge spanning several Union Pacific Railroad tracks, The City would need to coordinate the bridge repairs with the Railroad. Railroad approval is critical path to the timeline of the project and necessary to start construction. Railroad coordination would need to be concurrent with design and start as soon as feasible to avoid delays. City staff plans to hire a bridge consultant with railroad coordination experience for design

Capital Cost

FY2023 Budget	Total Budget (all years)	Project Total
$1,000,000	$3.4M	$3.4M

Capital Cost by Year

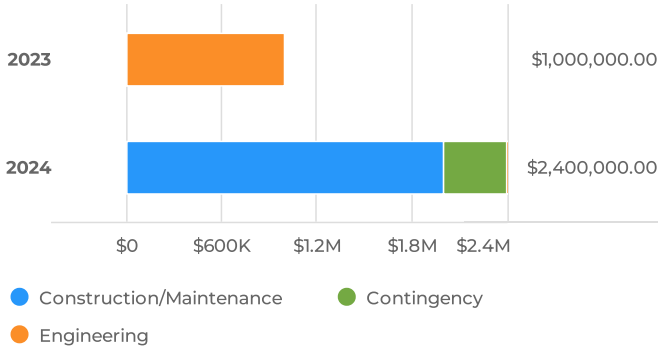

Capital Cost for Budgeted Years

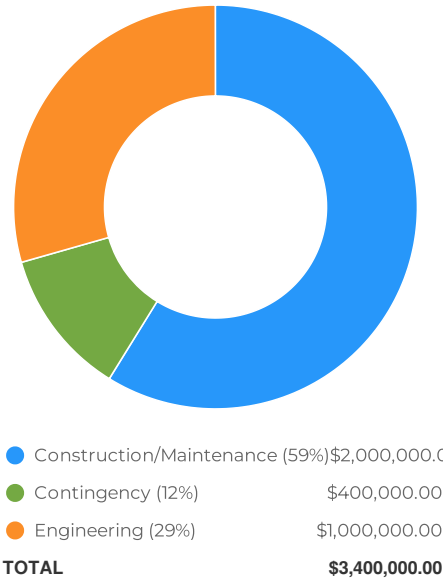

Capital Cost Breakdown

Capital Cost	FY2023	FY2024	Total
Engineering	$1,000,000		$1,000,000
Construction/Maintenance		$2,000,000	$2,000,000
Contingency		$400,000	$400,000
Total	**$1,000,000**	**$2,400,000**	**$3,400,000**

Funding Sources

FY2023 Budget	Total Budget (all years)	Project Total
$1,000,000	$3.4M	$3.4M

Funding Sources by Year

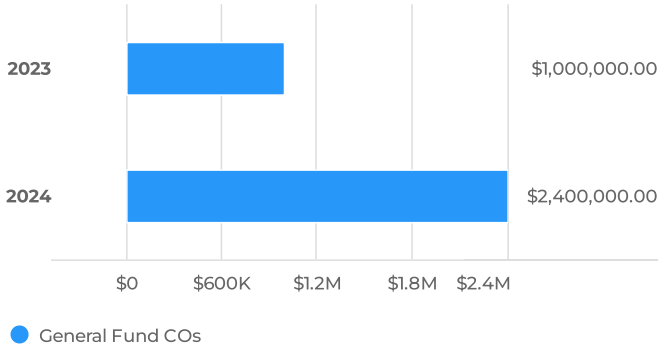

Funding Sources for Budgeted Years

Funding Sources Breakdown

Funding Sources	FY2023	FY2024	Total
General Fund COs	$1,000,000	$2,400,000	$3,400,000
Total	**$1,000,000**	**$2,400,000**	**$3,400,000**

Sanger Avenue Bridge Improvement

Overview

Submitted By	Amy Burlarley-Hyland, Public Works Director
Request Owner	Steve Martin, Engineering Manager
Est. Start Date	11/01/2022
Est. Completion Date	08/31/2023
Department	Engineering Services
Type	Capital Improvement
Project Number	new project

Description

The Sanger Avenue Bridge Class Culvert crossing Waco Creek was originally constructed in 1968 to carry vehicular and pedestrian traffic. Inspection of the Sanger Avenue Bridge identified areas critically impacted by erosion. The fast-flowing water leaving the culvert is causing a deep scour hole to develop downstream of the culvert. The scour hole is migrating under the structure. The high velocities will continue to erode the channel floor and undermine the culvert unless addressed. This undermining has the potential to cause failure of the structure. The proposed solution for the downstream side of the bridge culvert is to shape the channel to accommodate the dissipation of energy from the water coming out of the culvert and provide armoring. The downstream improvements will also include placing a revetment mat along the downstream channel bed. The channel upstream from the culvert is concrete lined for approximately 70ft. Where the channel transitions to natural, the soil under the concrete is washing away. The installation of armor units at the edge of the concrete channel will slow further destabilization. If not addressed, the soil under the concrete lining will continue to wash out leading to more intensive repairs when the concrete fails. The crossing currently has noncompliant damaged guardrail on the upstream side of the culvert and no rail on the downstream side. Installation of a combination rail on both side is planned to increase vehicular and pedestrian safety. Pedestrian improvements for the bridge will include the removal and replacement of the current non-ADA compliant sidewalk and infill of sidewalks to connect to the nearby intersections.

Images

Scour 1

Scour 2

Scour 3

Scour 4

Scour 5

Upstream transition

Bridge Report Recommendations

Guardrail damage

Sidewalk

Storm Event 1

Details

Cost Saving explanation	None
Useful life of Asset	10
Increase operational cost explanation	None
Type of Project	Refurbishment
Ranking	3
Strategic Goal	Improve Infrastructure

Location

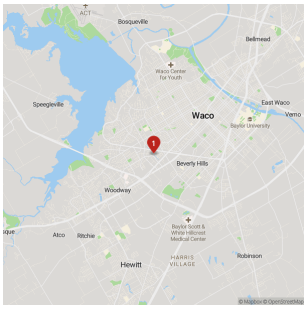

JUSTIFICATION

In 2022 as part of the Bridge Program, staff started evaluating and addressing the issues found during the TxDOT and City of Waco bridge inspections. The 2020 Bridge Inspections determined the scour hole on the downstream edge of the channel to be in critical condition and needing to be addressed within 30 days. The railing has also been noted in the TxDOT BRINSAP reports as needing to be replaced. The Sanger Avenue Bridge Class Culvert rehabilitation will address the downstream scour hole, upstream undermining, installation of combination rails on both sides, and pedestrian improvements. If the structure were to fail from the downstream erosion, full reconstruction will most likely be required.

Capital Cost

FY2023 Budget	Total Budget (all years)	Project Total
$590,000	$590K	$590K

Capital Cost by Year

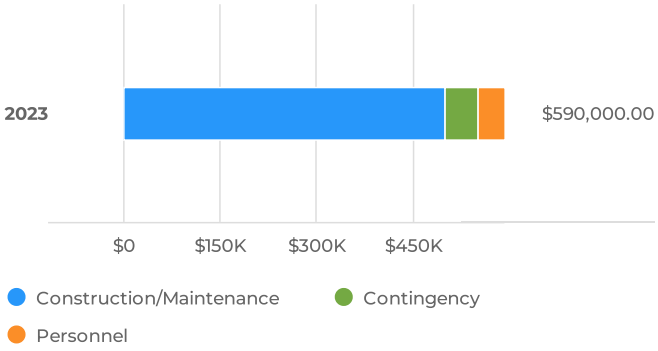

Capital Cost for Budgeted Years

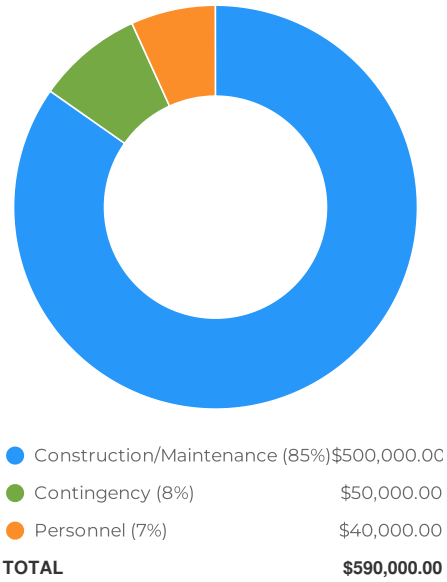

Capital Cost Breakdown

Capital Cost	FY2023	Total
Construction/Maintenance	$500,000	$500,000
Contingency	$50,000	$50,000
Personnel	$40,000	$40,000
Total	**$590,000**	**$590,000**

Funding Sources

FY2023 Budget	Total Budget (all years)	Project Total
$590,000	$590K	$590K

Funding Sources by Year

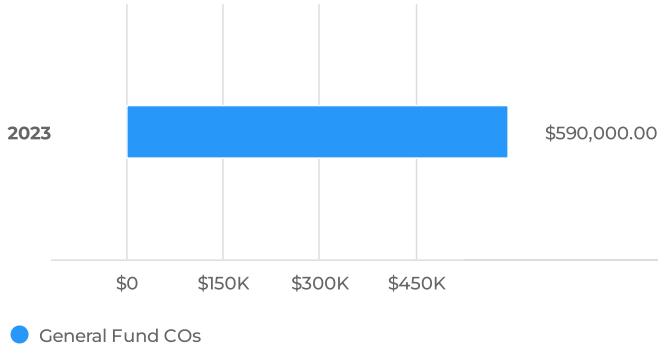

Funding Sources for Budgeted Years

Funding Sources Breakdown

Funding Sources	FY2023	Total
General Fund COs	$590,000	$590,000
Total	**$590,000**	**$590,000**

Speegleville Bridge over Middle Bosque River

Overview

Submitted By	Amy Burlarley-Hyland, Public Works Director
Request Owner	Steve Martin, Engineering Manager
Est. Start Date	11/01/2022
Est. Completion Date	05/01/2024
Department	Engineering Services
Type	Capital Improvement
Project Number	18ST2213

Description

Speegleville Road provides a direct connection from State Highway 6 to US Highway 84. The City of Waco, McLennan County and TxDOT have all recently completed roadway projects to improve the road. The existing Middle Bosque Bridge is currently classified as functionally obsolete. The existing bridge was built as part of the Speegleville Road construction in 1964 by the Corps of Engineers (USACE) in association with the new Lake Waco Dam. The road easements were subsequently conveyed from the USACE to McLennan County in 1965. In the late 90s, the City of Waco annexed part of the area. The Middle Bosque River is currently considered the end point of McLennan County maintenance and the beginning point of City of Waco maintenance for Speegleville Road. Midway ISD is in the process of converting River Valley Intermediate School into River Valley Middle School. The conversion is expected to be completed by the start of the 2022/2023 school year, which will increase traffic related to the school. The existing bridge does not have shoulders or sidewalks. The existing bridge does not adequately serve the traveling public because of the growth in the area. Both safety and capacity need to be addressed.

Images

Existing Bridge Report Recommendations

Existing Bridge 1

Existing Bridge 2

Existing Bridge 3

Existing Bridge 4

Existing Bridge 5

Details

Cost Saving explanation	None
Useful life of Asset	50
Increase operational cost explanation	None
Type of Project	New Construction
Ranking	Grant Project

Location

Strategic Goal Improve Infrastructure

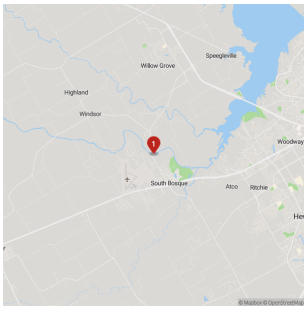

Supplemental Attachments

Speegleville Road Map(/resource/cleargov-prod/projects/documents/b467d0b87e78b686d908.pdf)

JUSTIFICATION

The final 2021 Infrastructure Bill passed by Congress did not include earmarks. While it may be helpful that $8.4 million was included in House Resolution #3684 for the Middle Bosque River Bridge on Speegleville Road, The City will need to seek a Federal Grant for this project once the rules for the Infrastructure Bill are released. It is anticipated that the City of Waco and McLennan County will be responsible for funding the design of the bridge, potentially a portion of the construction cost and other costs associated with the project. The existing bridge also requires repairs listed as "Urgent" per the 2020 TxDOT Bridge Reports.

Capital Cost

FY2023 Budget	Total Budget (all years)	Project Total
$2,200,000	$8.9M	$8.9M

Capital Cost by Year

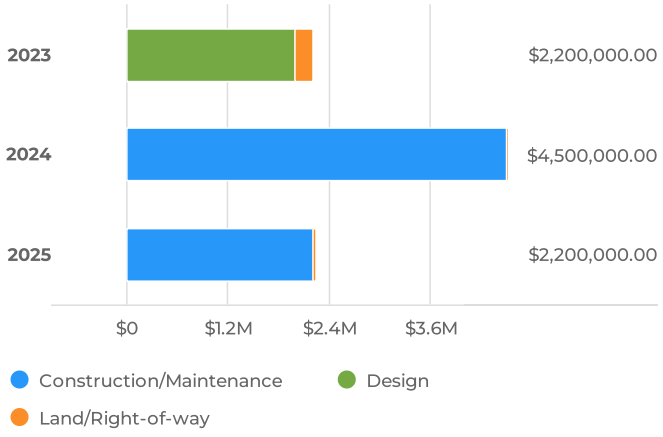

Capital Cost for Budgeted Years

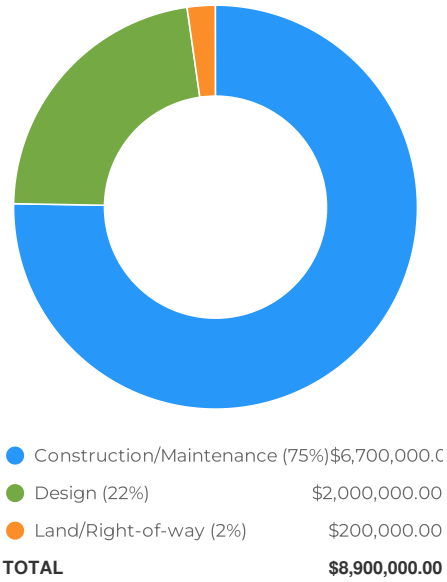

Capital Cost Breakdown

Capital Cost	FY2023	FY2024	FY2025	Total
Design	$2,000,000			$2,000,000
Land/Right-of-way	$200,000			$200,000
Construction/Maintenance		$4,500,000	$2,200,000	$6,700,000
Total	**$2,200,000**	**$4,500,000**	**$2,200,000**	**$8,900,000**

Funding Sources

FY2023 Budget
$2,200,000

Total Budget (all years)
$8.9M

Project Total
$8.9M

Funding Sources by Year

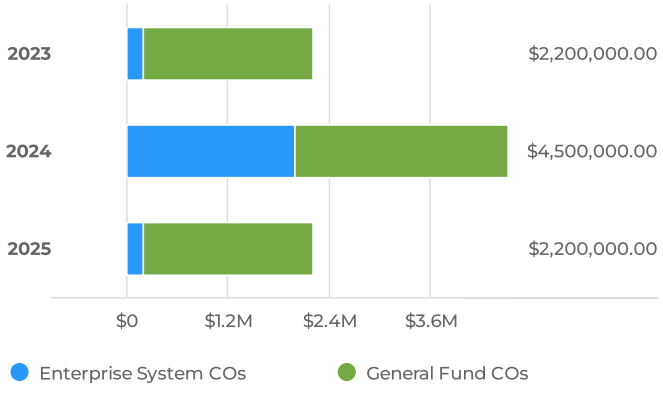

Funding Sources for Budgeted Years

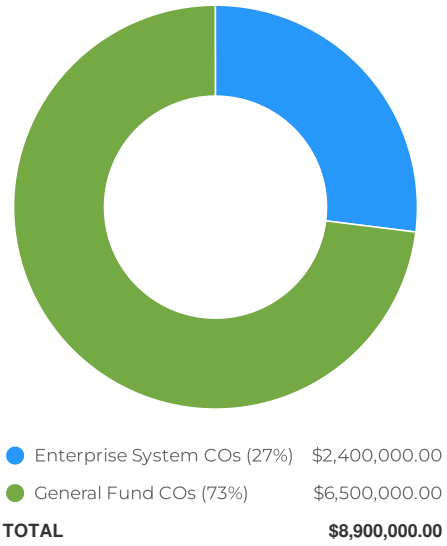

Funding Sources Breakdown

Funding Sources	FY2023	FY2024	FY2025	Total
General Fund COs	$2,000,000	$2,500,000	$2,000,000	$6,500,000
Enterprise System COs	$200,000	$2,000,000	$200,000	$2,400,000
Total	**$2,200,000**	**$4,500,000**	**$2,200,000**	**$8,900,000**

Webster Avenue Bridge Replacement

Overview

Submitted By	Amy Burlarley-Hyland, Public Works Director
Request Owner	Steve Martin, Engineering Manager
Est. Start Date	04/15/2023
Est. Completion Date	04/15/2025
Department	Engineering Services
Type	Capital Improvement
Project Number	new project

Description

Originally constructed as a 30 foot span masonry arch bridge carrying Webster Avenue (50ft roadway) over Waco Creek, the Webster Avenue Bridge was modified in 1961 to incorporate the emergency overflow segment of the Waco Creek Diversion Tunnel. As part of the Bridge Program evaluations, Public Works' Staff and a bridge consultant inspected the bridge. Large cracking patterns have developed within the masonry arch at each bridge end and are demonstrating vertical displacements. The 2020 TxDOT BRINSAP report also noted missing bricks and cracks near the ends of the arch on both sides, trees growing in the bridge structure, scour along abutment footings and failed wingwalls. The City of Waco's 2020 Stormwater Master Plan prepared by Walker Partners indicates that the emergency overflow structure is not compliant with current criteria and cannot convey the 100-year storm event. Waco Creek watershed drains 10.6 square miles. Analysis indicates that Webster Avenue becomes inundated during storm events greater than the 10-year storm. Stormwater has and will continue to contribute to the structure's deterioration.

Images

Wingwall failure

Arch cracking 1

Arch cracking 2

Arch cracking 3

Wingwall failure & tree

Tree growing thru structure

Details

Cost Saving explanation	None
Useful life of Asset	30
Increase operational cost explanation	None
Type of Project	New Construction
Ranking	5
Strategic Goal	Improve Infrastructure

Location

Supplemental Attachments

SWM - Waco Creek(/resource/cleargov-prod/projects/documents/7f5fcfd2a12aea850914.pdf)

JUSTIFICATION

The proposed project is a complete removal and replacement of the structure including sidewalks, roadway, curb and gutter, bridge structure, and railing. Rehabilitation of the bridge would be costly, not be able to address all the deficiency, and be unpredictable because of the construction of the existing bridge. Hydraulic analysis would be done during the design phase to maximize the capacity of the bridge opening while minimizing the impact to surrounding areas.

Capital Cost

Total Budget (all years)
$4.2M

Project Total
$4.2M

Capital Cost by Year

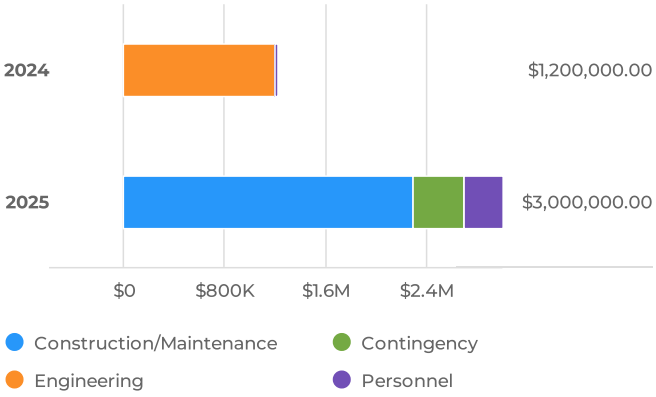

Capital Cost for Budgeted Years

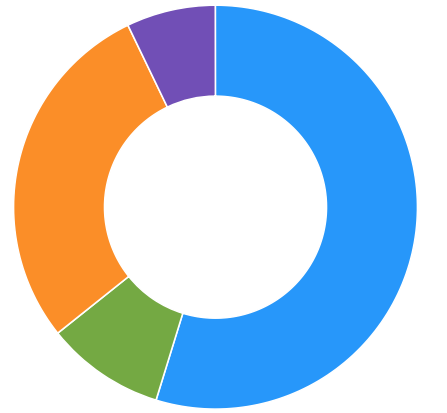

Construction/Maintenance (55%)	$2,300,000.0
Contingency (10%)	$400,000.00
Engineering (29%)	$1,200,000.00
Personnel (7%)	$300,000.00
TOTAL	**$4,200,000.00**

Capital Cost Breakdown

Capital Cost	FY2024	FY2025	Total
Engineering	$1,200,000		$1,200,000
Construction/Maintenance		$2,300,000	$2,300,000
Contingency		$400,000	$400,000
Personnel		$300,000	$300,000
Total	**$1,200,000**	**$3,000,000**	**$4,200,000**

Funding Sources

Total Budget (all years)
$4.2M

Project Total
$4.2M

Funding Sources by Year

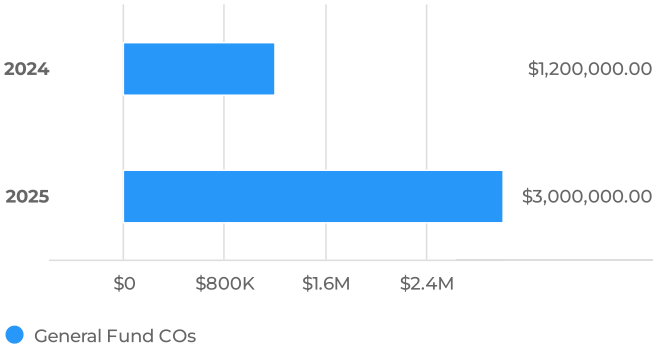

Funding Sources for Budgeted Years

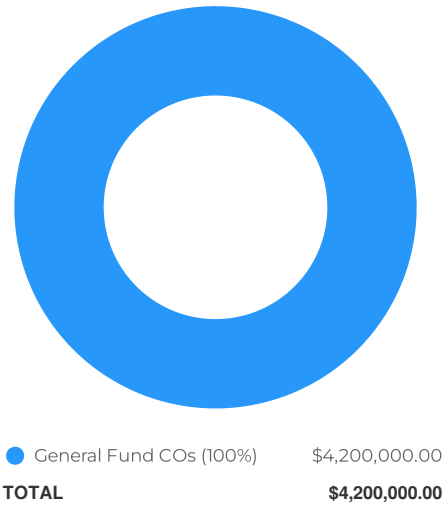

Funding Sources Breakdown

Funding Sources	FY2024	FY2025	Total
General Fund COs	$1,200,000	$3,000,000	$4,200,000
Total	**$1,200,000**	**$3,000,000**	**$4,200,000**

WATER DEPARTMENT REQUESTS

DAF 72" Raw Water Intake

Overview

Submitted By	Lisa Tyer, Dir Utilities
Request Owner	Lisa Tyer, Dir Utilities
Est. Start Date	02/06/2023
Est. Completion Date	02/03/2025
Department	Water Department
Type	Capital Improvement
Project Number	60WA2106

Description

New Raw Water Line

Images

Details

Useful life of Asset	100
Cost Saving explanation	N/A
Increase operational cost explanation	None
Type of Project	New Construction
Ranking	1
Strategic Goal	Support Sustainability

Location

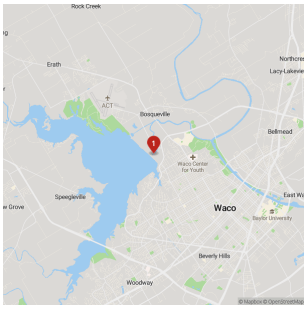

JUSTIFICATION

The City has one raw water line to the Dissolved Air Floatation Plant. If this line were to have a catastrophic failure, there would be no water going to the water treatment plants and, consequently, the City would run out of potable water. This project will construct a redundant raw water line.

Capital Cost

FY2023 Budget	Total Budget (all years)	Project Total
$6,416,000	$6.416M	$6.416M

Capital Cost by Year

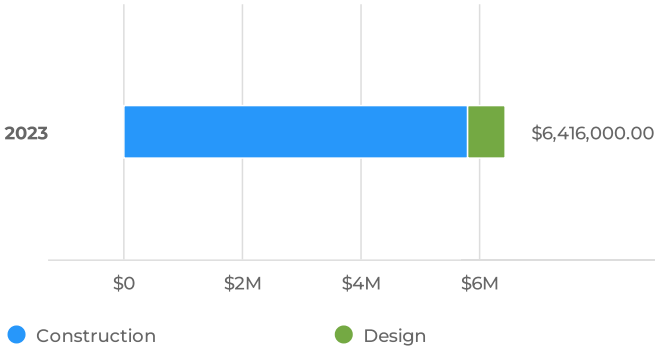

Capital Cost for Budgeted Years

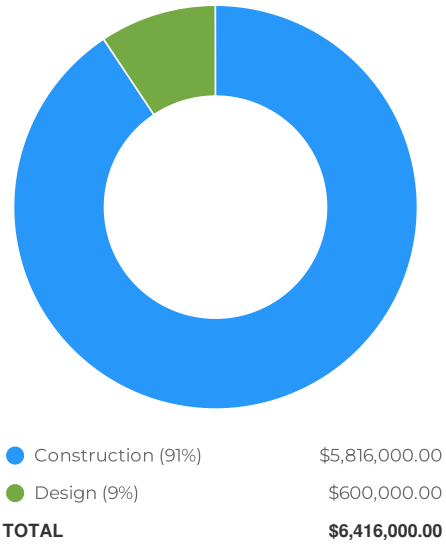

Capital Cost Breakdown

Capital Cost	FY2023	Total
Design	$600,000	$600,000
Construction	$5,816,000	$5,816,000
Total	**$6,416,000**	**$6,416,000**

Funding Sources

FY2023 Budget
$6,416,000

Total Budget (all years)
$6.416M

Project Total
$6.416M

Funding Sources by Year

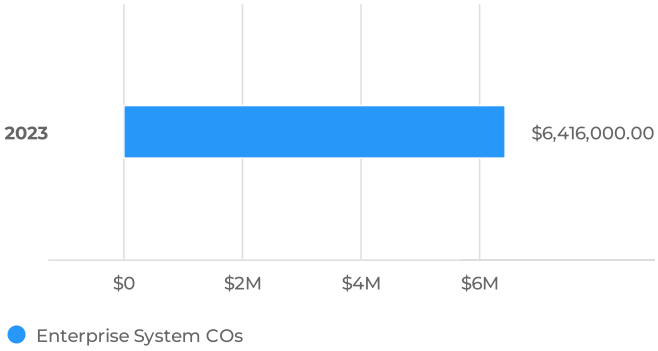

Funding Sources for Budgeted Years

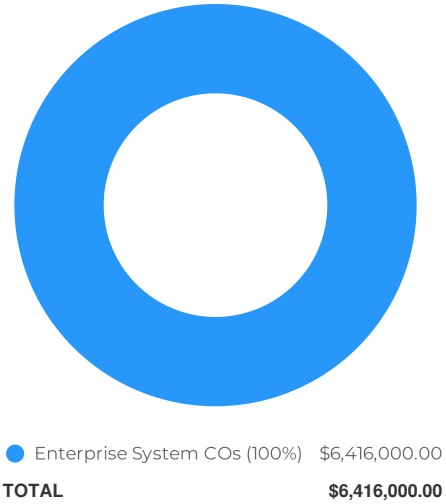

Funding Sources Breakdown

Funding Sources	FY2023	Total
Enterprise System COs	$6,416,000	$6,416,000
Total	**$6,416,000**	**$6,416,000**

Plant Improvements

Overview

Submitted By	Lisa Tyer, Dir Utilities
Request Owner	Lisa Tyer, Dir Utilities
Est. Start Date	07/03/2023
Est. Completion Date	03/10/2025
Department	Water Department
Type	Capital Improvement
Project Number	60WA2101

Description

Replace, rehabilitate, and improve overall operation at the Water Treatment Plant. This includes electrical, valves, basins, meters, pumps, motors, and safety.

Images

Details

Useful life of Asset	50
Cost Saving explanation	The life expectancy of the asset will be increased and less maintenance required.
Increase operational cost explanation	None
Type of Project	Improvement
Ranking	2
Strategic Goal	Improve Infrastructure

Location

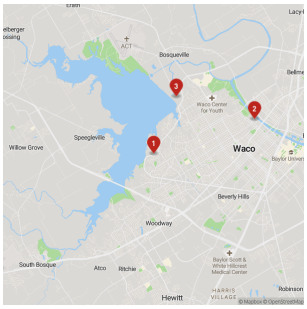

JUSTIFICATION

The water treatment plants are worth over $500,000,000 and require diligent maintenance. These funds allow for the maintenance of these critical pieces of infrastructure. Projects include electrical replacement, basin and clearwell maintenance and repair.

Capital Cost

FY2023 Budget	Total Budget (all years)	Project Total
$3,584,000	$8.288M	$8.288M

Capital Cost by Year

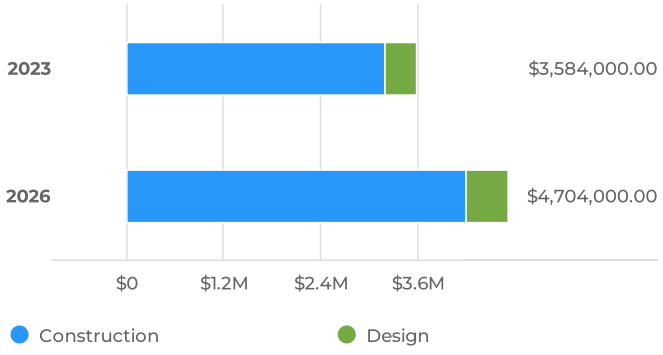

Capital Cost for Budgeted Years

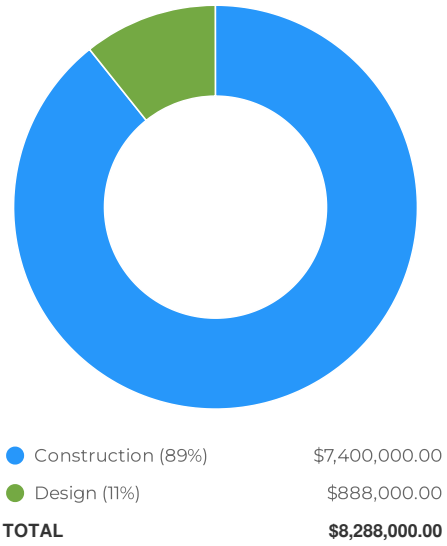

Capital Cost Breakdown

Capital Cost	FY2023	FY2026	Total
Design	$384,000	$504,000	$888,000
Construction	$3,200,000	$4,200,000	$7,400,000
Total	**$3,584,000**	**$4,704,000**	**$8,288,000**

Funding Sources

FY2023 Budget	Total Budget (all years)	Project Total
$3,584,000	$8.288M	$8.288M

Funding Sources by Year

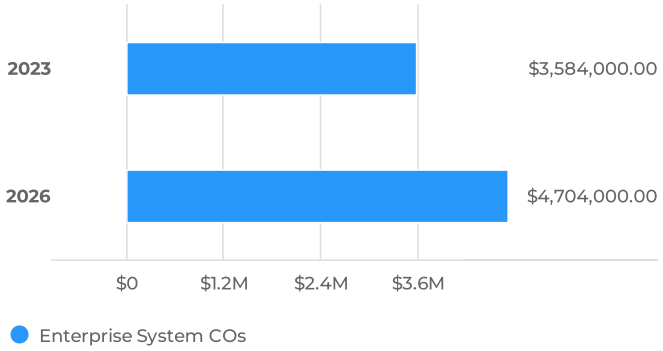

Funding Sources for Budgeted Years

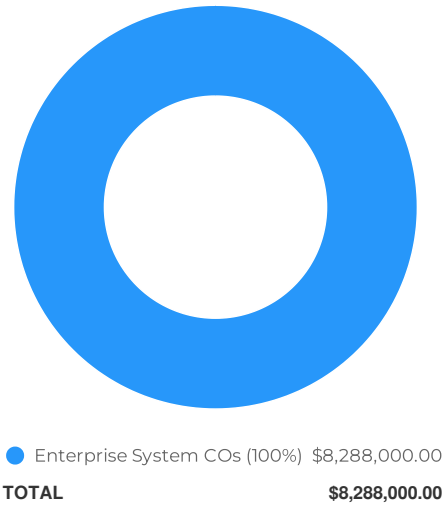

Funding Sources Breakdown

Funding Sources	FY2023	FY2026	Total
Enterprise System COs	$3,584,000	$4,704,000	$8,288,000
Total	**$3,584,000**	**$4,704,000**	**$8,288,000**

Pump and Storage Improvements

Overview

Submitted By	Lisa Tyer, Dir Utilities
Request Owner	Lisa Tyer, Dir Utilities
Est. Start Date	08/21/2023
Est. Completion Date	03/24/2025
Department	Water Department
Type	Capital Improvement
Project Number	60WA2104

Description

Replace pumps and maintain water storages.

Images



Details

Useful life of Asset	20
Cost Saving explanation	The life expectancy of the asset will be increased and less maintenance required.
Increase operational cost explanation	None
Type of Project	Improvement
Ranking	4
Strategic Goal	Improve Infrastructure

Location

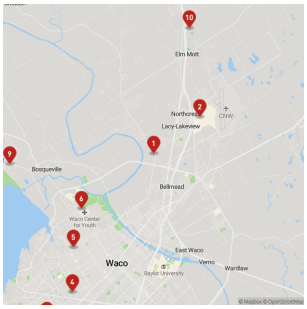

JUSTIFICATION

Maintenance and replacement of pumps, motors and elevated and ground storages is imperative to the water system. Without this funding, these items fall into disrepair and overtime require replacement when not properly maintained.

Capital Cost

FY2023 Budget	Total Budget (all years)	Project Total
$1,960,000	$6.72M	$6.72M

Capital Cost by Year

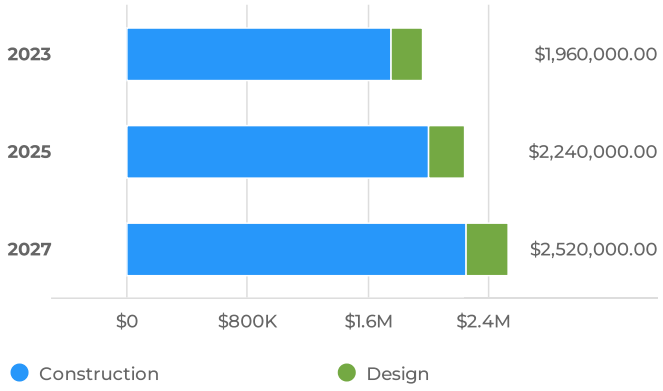

Capital Cost for Budgeted Years

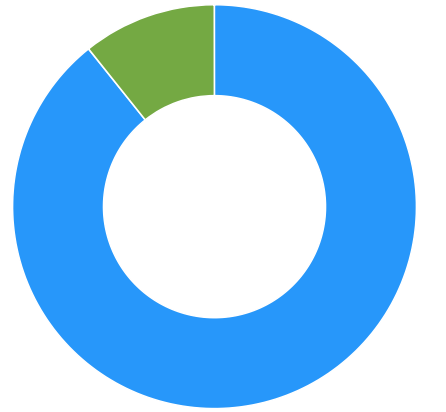

Construction (89%)	$6,000,000.00
Design (11%)	$720,000.00
TOTAL	**$6,720,000.00**

Capital Cost Breakdown

Capital Cost	FY2023	FY2025	FY2027	Total
Design	$210,000	$240,000	$270,000	$720,000
Construction	$1,750,000	$2,000,000	$2,250,000	$6,000,000
Total	**$1,960,000**	**$2,240,000**	**$2,520,000**	**$6,720,000**

Funding Sources

FY2023 Budget
$1,960,000

Total Budget (all years)
$6.72M

Project Total
$6.72M

Funding Sources by Year

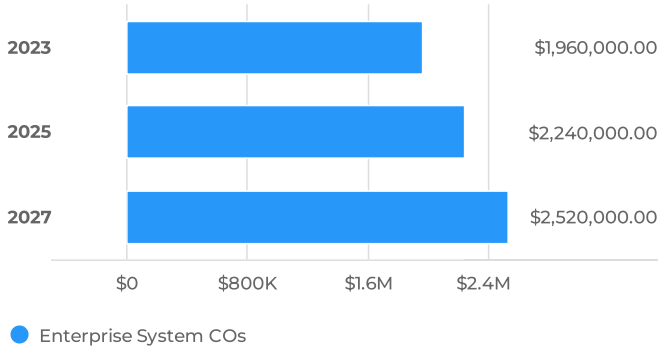

Funding Sources for Budgeted Years

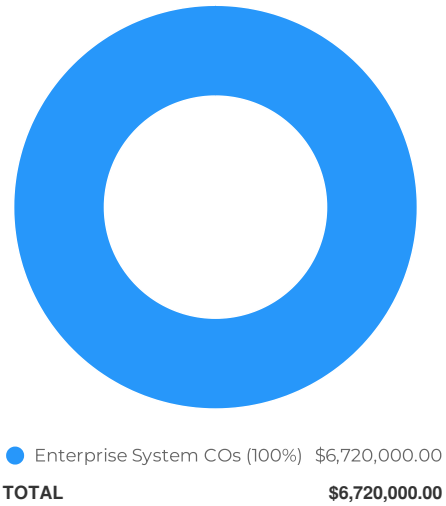

Funding Sources Breakdown

Funding Sources	FY2023	FY2025	FY2027	Total
Enterprise System COs	$1,960,000	$2,240,000	$2,520,000	$6,720,000
Total	**$1,960,000**	**$2,240,000**	**$2,520,000**	**$6,720,000**

Water System Improvements

Overview

Submitted By	Lisa Tyer, Dir Utilities
Request Owner	Lisa Tyer, Dir Utilities
Est. Start Date	06/01/2023
Est. Completion Date	08/20/2029
Department	Water Department
Type	Capital Improvement
Project Number	60WA2102

Description

These funds are used for required large emergency repairs, easement/property acquisition and rehabilitation/replacement of infrastructure. Part of these funds are used to replace infrastructure in conjunction with the Street Program.

Images

Water main leak

Details

Useful life of Asset	100
Cost Saving explanation	The life expectancy of the asset will be increased and less maintenance required.
Increase operational cost explanation	None
Type of Project	Improvement
Ranking	5
Strategic Goal	Improve Infrastructure

JUSTIFICATION

To maintain or improve the infrastructure for our customers.

Breakdown of Funding for Streets is:

2023 - $8,000,000

2024 - $8,000,000

2025 - $4,000,000

2026 - $4,000,000

2027 - $4,500,000

Total - $28,500,000

Capital Cost

FY2023 Budget
$14,000,000

Total Budget (all years)
$55.88M

Project Total
$55.88M

Capital Cost by Year

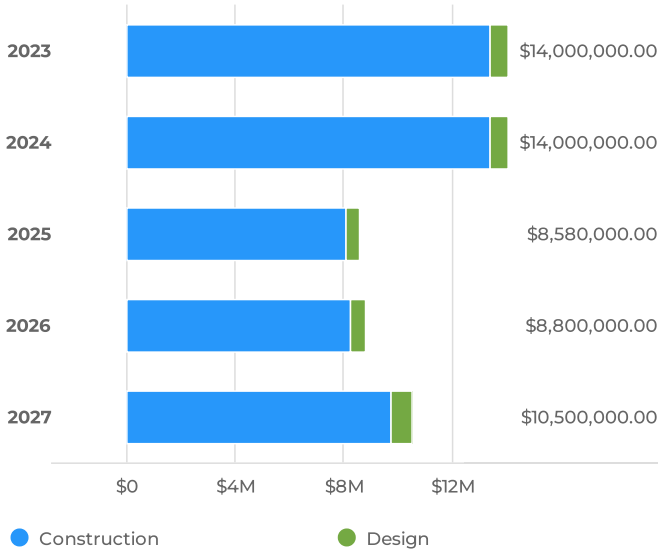

Capital Cost for Budgeted Years

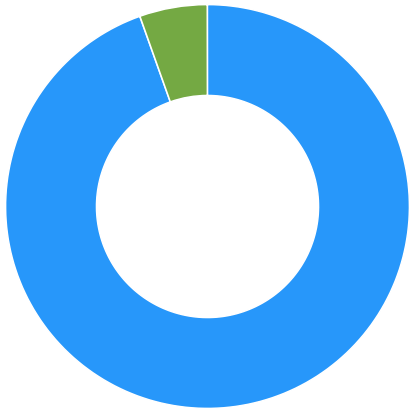

Construction (95%)	$52,840,000.00
Design (5%)	$3,040,000.00
TOTAL	**$55,880,000.00**

Capital Cost Breakdown

Capital Cost	FY2023	FY2024	FY2025	FY2026	FY2027	Total
Design	$630,000	$630,000	$480,000	$550,000	$750,000	$3,040,000
Construction	$13,370,000	$13,370,000	$8,100,000	$8,250,000	$9,750,000	$52,840,000
Total	**$14,000,000**	**$14,000,000**	**$8,580,000**	**$8,800,000**	**$10,500,000**	**$55,880,000**

Funding Sources

FY2023 Budget
$14,000,000

Total Budget (all years)
$55.88M

Project Total
$55.88M

Funding Sources by Year

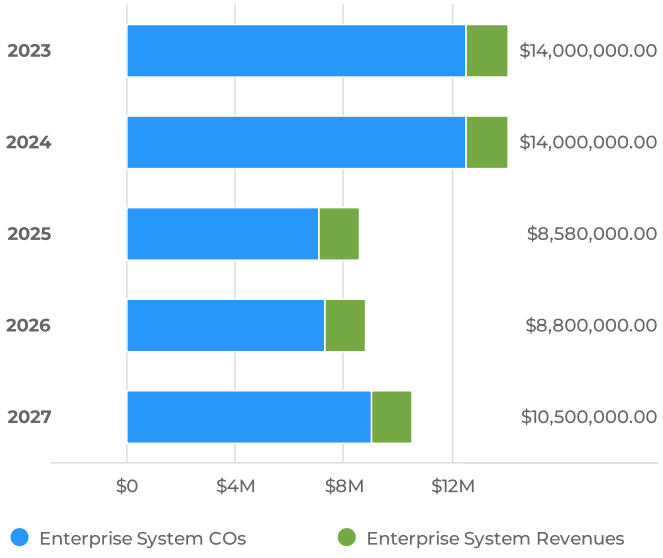

Funding Sources for Budgeted Years

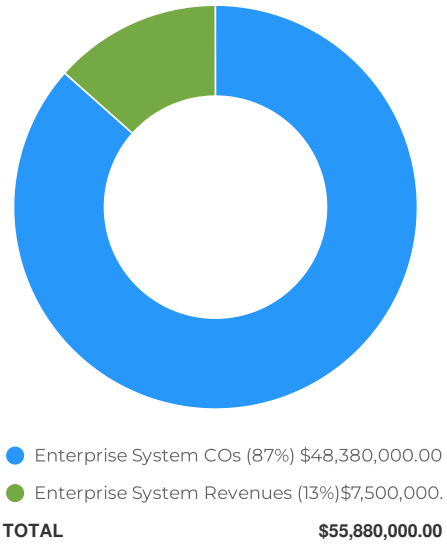

Funding Sources Breakdown

Funding Sources	FY2023	FY2024	FY2025	FY2026	FY2027	Total
Enterprise System Revenues	$1,500,000	$1,500,000	$1,500,000	$1,500,000	$1,500,000	$7,500,000
Enterprise System COs	$12,500,000	$12,500,000	$7,080,000	$7,300,000	$9,000,000	$48,380,000
Total	**$14,000,000**	**$14,000,000**	**$8,580,000**	**$8,800,000**	**$10,500,000**	**$55,880,000**

Water Transmission Improvements

Overview

Submitted By	Lisa Tyer, Dir Utilities
Request Owner	Lisa Tyer, Dir Utilities
Est. Start Date	08/28/2023
Est. Completion Date	05/04/2028
Department	Water Department
Type	Capital Improvement
Project Number	New Project

Description

This funding is used to improve the large water transmission lines. The first project in this category will be increasing line size in the water line from Mt. Carmel to Schroeder tower. Other projects include a redundant water line to the Baylor Scott & White Hospital and a water line along Bagby through the industrial area; a larger or parallel line to TSTC tower; and a transmission water line from Riverside to Hillcrest Ground Storage.

Images

Details

Useful life of Asset	100
Cost Saving explanation	The new infrastructure will have a an asset life of 50+ years requiring little maintenance.
Increase operational cost explanation	None
Type of Project	Improvement
Ranking	3
Strategic Goal	Improve Infrastructure

JUSTIFICATION

Industries that use large amounts of water have made several inquiries about property in the industrial park; Baylor Scott & White Hospital has a single feed to its facilities making maintenance difficult and the water pressure is impacted when the City of Robinson draws water from Waco; the Aviation Parkway (TSTC) industrial area continues to grow and additional water is needed; the current transmission line to Hillcrest Ground Storage is undersized and has water taps on the line.

Capital Cost

FY2023 Budget	Total Budget (all years)	Project Total
$4,928,000	$30.352M	$30.352M

Capital Cost by Year

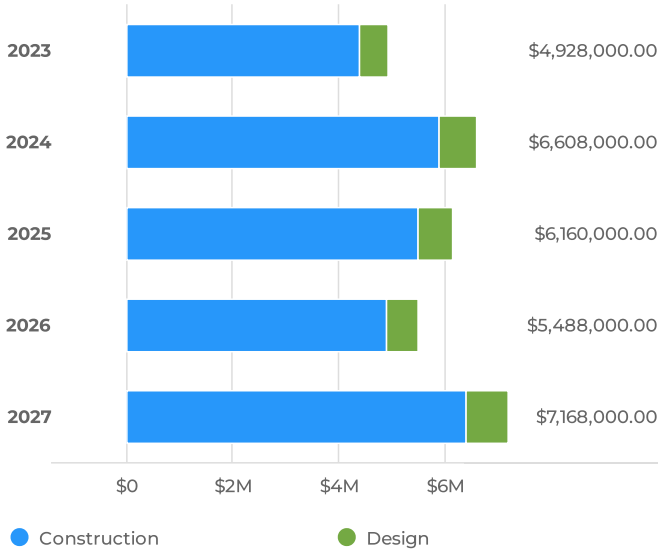

Capital Cost for Budgeted Years

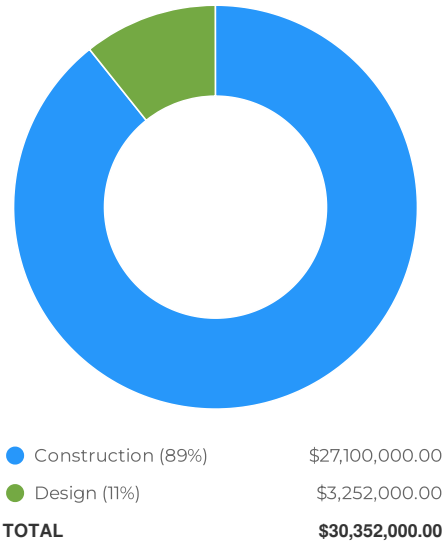

Capital Cost Breakdown

Capital Cost	FY2023	FY2024	FY2025	FY2026	FY2027	Total
Design	$528,000	$708,000	$660,000	$588,000	$768,000	$3,252,000
Construction	$4,400,000	$5,900,000	$5,500,000	$4,900,000	$6,400,000	$27,100,000
Total	**$4,928,000**	**$6,608,000**	**$6,160,000**	**$5,488,000**	**$7,168,000**	**$30,352,000**

Funding Sources

FY2023 Budget
$4,928,000

Total Budget (all years)
$30.352M

Project Total
$30.352M

Funding Sources by Year

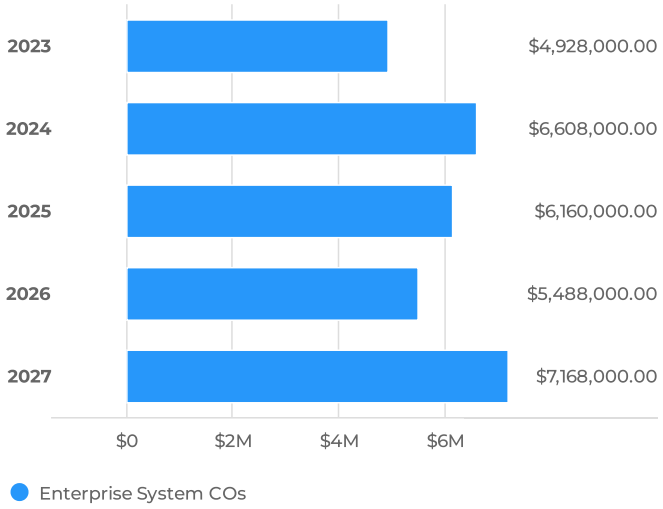

Funding Sources for Budgeted Years



Funding Sources Breakdown

Funding Sources	FY2023	FY2024	FY2025	FY2026	FY2027	Total
Enterprise System COs	$4,928,000	$6,608,000	$6,160,000	$5,488,000	$7,168,000	$30,352,000
Total	**$4,928,000**	**$6,608,000**	**$6,160,000**	**$5,488,000**	**$7,168,000**	**$30,352,000**

STORMWATER DEPARTMENT REQUESTS

Creek Flood Improvements

Overview

Submitted By	Amy Burlarley-Hyland, Public Works Director
Request Owner	Steve Martin, Engineering Manager
Est. Start Date	04/01/2023
Est. Completion Date	12/31/2027
Department	Stormwater Department
Type	Capital Improvement
Project Number	new project

Description

Prior to the adoption of FEMA regulatory floodplains in the mid-1970s, structures were allowed to be built in areas that might be prone to flooding. With development, these flood-prone areas tended expand, putting more structures at risk. With the adoption of regulatory floodplains and Waco joining National Flood Insurance Program, Waco is required to control development in the floodplain and property owners are usually required to purchased flood insurance for structures in the floodplain. This ongoing funding will reduce the number of at-risk structures in the floodplain therefore reducing the property loss and potential loss of life. Projects will be selected based on the number of structures protected, potential lives saved, monetary loss avoided and cost. Projects may include regional detention/retention, channel modification, buy-outs and stream crossing improvements.

Images



SWP

Details

Useful life of Asset	20
Cost Saving explanation	None
Type of Project	New Construction
Ranking	2
Strategic Goal	Improve Infrastructure

Location

Supplemental Attachments

- **SWMP 1(/resource/cleargov-prod/projects/documents/122dc20dbd6a89fc558c.pdf)**
- **SWMP 2(/resource/cleargov-prod/projects/documents/fb9c98df0159ba59feb4.pdf)**
- **Creeks Project List(/resource/cleargov-prod/projects/documents/a369e34eeace89b84c30.pdf)**

JUSTIFICATION

The City of Waco created a Storm Water Master Plan that has identified over $125 million in projects that will reduce the number of structures at risk due to creek flooding. The Drainage Utility was created, and Drainage Fee implemented, to help fund the needs identified in the Storm Water Master Plan. The creation of this program will further that goal.

Capital Cost

FY2023 Budget	Total Budget (all years)	Project Total
$2,000,000	$10M	$10M

Capital Cost by Year

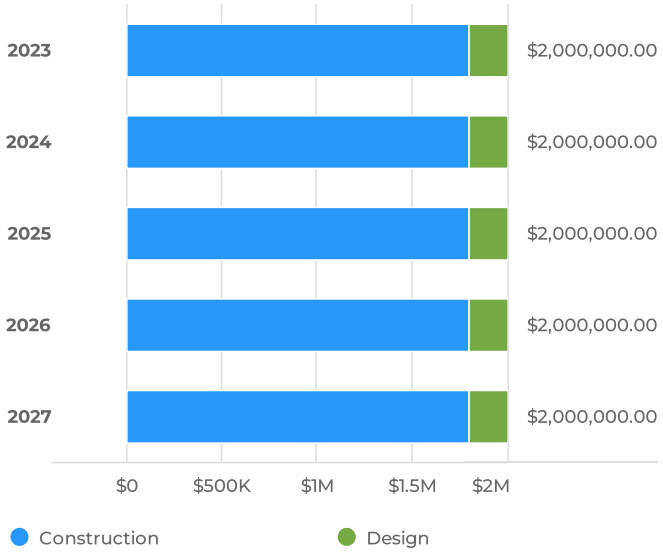

Capital Cost for Budgeted Years

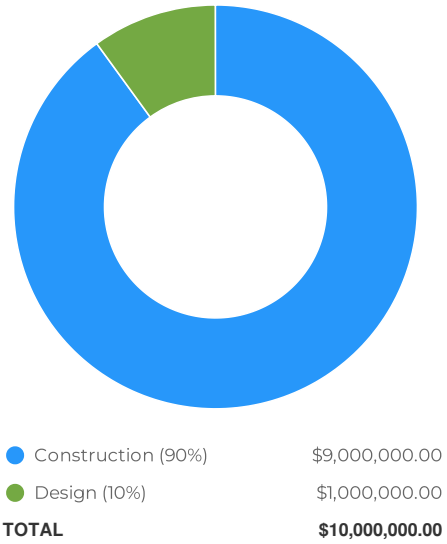

Capital Cost Breakdown

Capital Cost	FY2023	FY2024	FY2025	FY2026	FY2027	Total
Design	$200,000	$200,000	$200,000	$200,000	$200,000	$1,000,000
Construction	$1,800,000	$1,800,000	$1,800,000	$1,800,000	$1,800,000	$9,000,000
Total	**$2,000,000**	**$2,000,000**	**$2,000,000**	**$2,000,000**	**$2,000,000**	**$10,000,000**

Funding Sources

FY2023 Budget
$2,000,000

Total Budget (all years)
$10M

Project Total
$10M

Funding Sources by Year

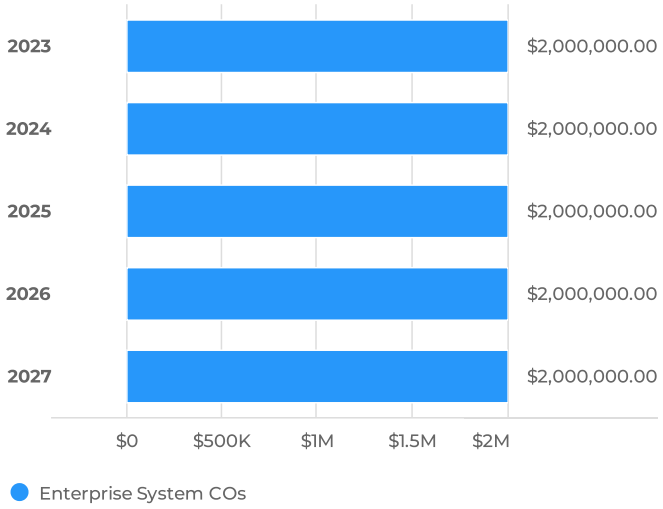

Funding Sources for Budgeted Years



Funding Sources Breakdown

Funding Sources	FY2023	FY2024	FY2025	FY2026	FY2027	Total
Enterprise System COs	$2,000,000	$2,000,000	$2,000,000	$2,000,000	$2,000,000	$10,000,000
Total	**$2,000,000**	**$2,000,000**	**$2,000,000**	**$2,000,000**	**$2,000,000**	**$10,000,000**

Local Flood Improvements

Overview

Submitted By	Amy Burlarley-Hyland, Public Works Director
Request Owner	Steve Martin, Engineering Manager
Est. Start Date	10/31/2022
Est. Completion Date	12/31/2027
Department	Stormwater Department
Type	Capital Improvement
Project Number	new project

Description

The City of Waco has a large investment in its drainage infrastructure, over $750 million. However, much of that system is aging and subject to failure, creating localized flooding problems. Many of these flooding problems, and potential problems, are known to City staff but have not been addressed due to lack of funding. There are also localized flooding problems created by improper development activities. This program will address these issues in several ways including new/replaced/upgraded drains lines, new inlets, cleaning of drain lines/inlets, ROW/easement acquisition to facilitate ongoing maintenance and local stormwater control measures.

Images

Flooding 1

Flooding 2

Flooding 3

Flooding 4

Flooding 5

Flooding 6

Details

Useful life of Asset	5 to 10
Cost Saving explanation	None
Type of Project	Improvement
Ranking	1
Strategic Goal	Improve Infrastructure

Location

Supplemental Attachments

- **Local Projects List(/resource/cleargov-prod/projects/documents/bfcbec52afb2fb923504.pdf)**

JUSTIFICATION

Drainage complaints and known infrastructure problems have gone unresolved due to a lack of dedicated funding. The Drainage Utility was created, and Drainage Fee implemented, in part, to address aging infrastructure and drainage complaints. The creation of this continuous funding will further that goal.

Capital Cost

FY2023 Budget	Total Budget (all years)	Project Total
$1,000,000	$5M	$5M

Capital Cost by Year

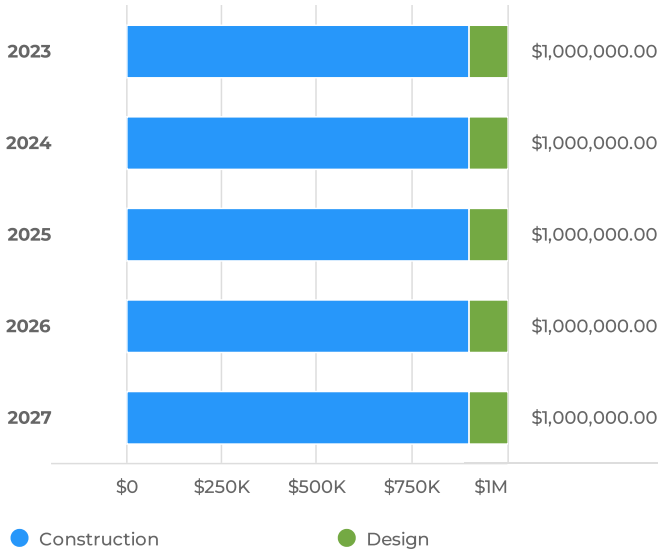

Capital Cost for Budgeted Years

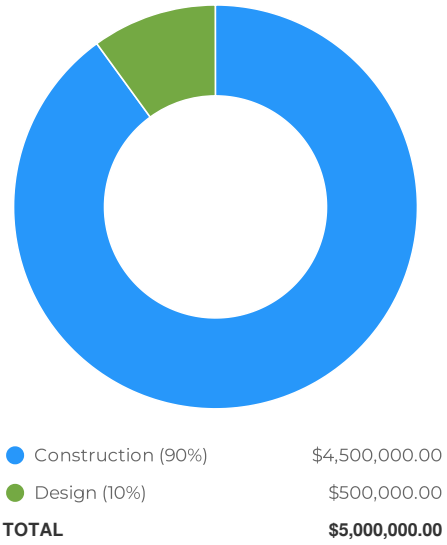

Capital Cost Breakdown

Capital Cost	FY2023	FY2024	FY2025	FY2026	FY2027	Total
Design	$100,000	$100,000	$100,000	$100,000	$100,000	$500,000
Construction	$900,000	$900,000	$900,000	$900,000	$900,000	$4,500,000
Total	**$1,000,000**	**$1,000,000**	**$1,000,000**	**$1,000,000**	**$1,000,000**	**$5,000,000**

Funding Sources

FY2023 Budget
$1,000,000

Total Budget (all years)
$5M

Project Total
$5M

Funding Sources by Year

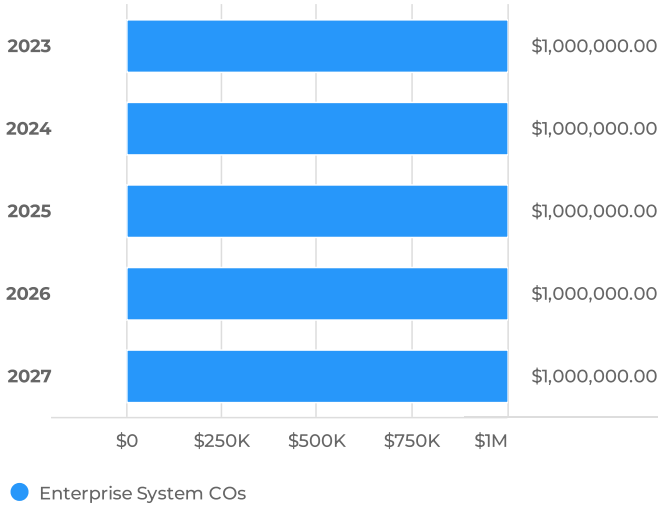

Funding Sources for Budgeted Years



Funding Sources Breakdown

Funding Sources	FY2023	FY2024	FY2025	FY2026	FY2027	Total
Enterprise System COs	$1,000,000	$1,000,000	$1,000,000	$1,000,000	$1,000,000	$5,000,000
Total	**$1,000,000**	**$1,000,000**	**$1,000,000**	**$1,000,000**	**$1,000,000**	**$5,000,000**

WACO METRO AREA SEWER SYS REQUESTS

WMARSS Bull Hide Creek Wastewater Treatment Plant Expansion

Overview

Submitted By	Lisa Tyer, Dir Utilities
Request Owner	Lisa Tyer, Dir Utilities
Est. Start Date	10/16/2023
Est. Completion Date	10/13/2025
Department	Waco Metro Area Sewer Sys
Type	Capital Improvement
Project Number	New Project

Description

Expand Bull Hide Creek Wastwater Treatment Plant.

Images

Details

Useful life of Asset	100
Cost Saving explanation	n/a
Increase operational cost explanation	With the increase in size, Bull Hide WWTP will require additional staffing and increase in operational cost.
Type of Project	New Construction
Ranking	2
Strategic Goal	Improve Infrastructure

Location

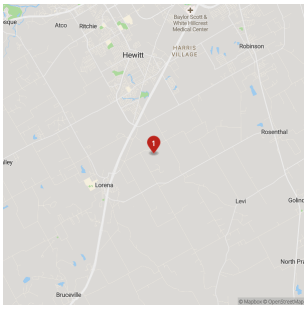

JUSTIFICATION

Bull Hide Wastewater Treatment Plant is required by regulation to be in design when the plant's monthly discharge is at 75% of capacity for three consecutive months. Bull Hide WWTP has reached this benchmark. Staff has submitted a permit application to the Texas Commission on Environmental Quality to expand Bull Hide WWTP from a 1.5 MGD plant to a 4MGD. Approval to expand will take approximately 12-18 months. The Cities of Hewitt and Lorena are due to submit in September how much of this additional capacity they need. The Cities of Hewitt and Lorena would then be responsible for paying a capital charge for their portion of capacity.

Capital Cost

FY2023 Budget	Total Budget (all years)	Project Total
$2,000,000	$48.3M	$48.3M

Capital Cost by Year

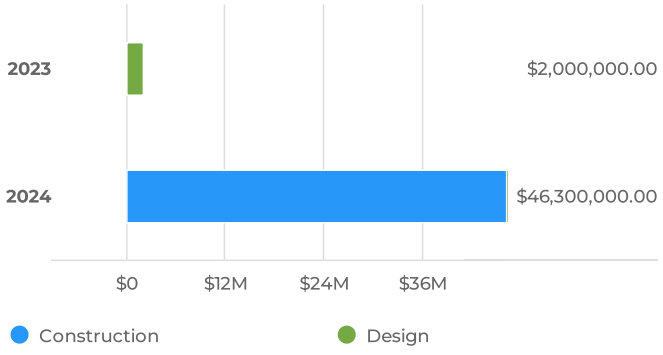

Capital Cost for Budgeted Years

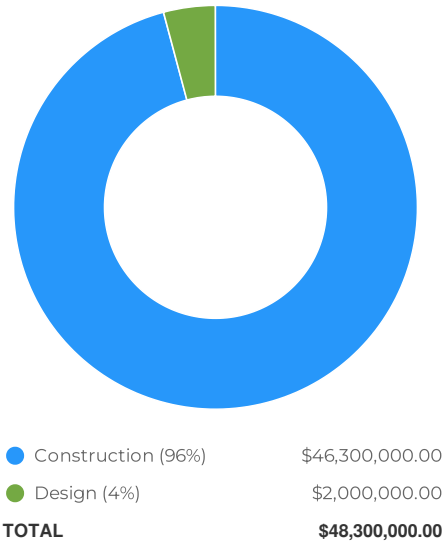

Capital Cost Breakdown

Capital Cost	FY2023	FY2024	Total
Design	$2,000,000		$2,000,000
Construction		$46,300,000	$46,300,000
Total	**$2,000,000**	**$46,300,000**	**$48,300,000**

Funding Sources

FY2023 Budget	Total Budget (all years)	Project Total
$2,000,000	$48.3M	$48.3M

Funding Sources by Year

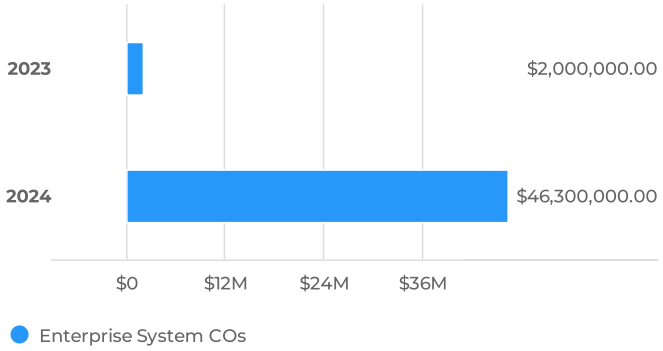

Funding Sources for Budgeted Years



Funding Sources Breakdown

Funding Sources	FY2023	FY2024	Total
Enterprise System COs	$2,000,000	$46,300,000	$48,300,000
Total	**$2,000,000**	**$46,300,000**	**$48,300,000**

Operational Costs

Total Budget (all years)
$571.125K

Project Total
$571.125K

Operational Costs by Year

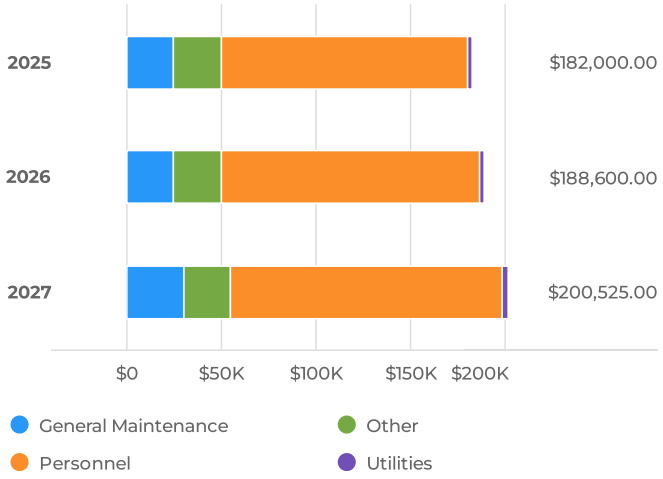

Operational Costs for Budgeted Years

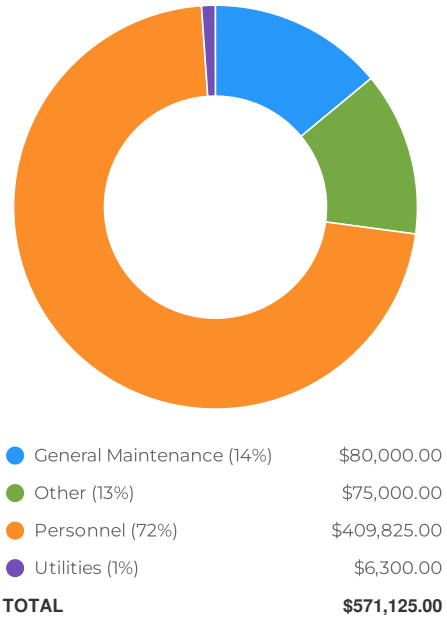

Operational Costs Breakdown

Operational Costs	FY2025	FY2026	FY2027	Total
Utilities	$2,000	$2,100	$2,200	$6,300
General Maintenance	$25,000	$25,000	$30,000	$80,000
Other	$25,000	$25,000	$25,000	$75,000
Personnel	$130,000	$136,500	$143,325	$409,825
Total	**$182,000**	**$188,600**	**$200,525**	**$571,125**

WMARSS Central Plant Improvements

Overview

Submitted By	Lisa Tyer, Dir Utilities
Request Owner	Lisa Tyer, Dir Utilities
Est. Start Date	09/04/2023
Est. Completion Date	03/09/2026
Department	Waco Metro Area Sewer Sys
Type	Capital Improvement
Project Number	62WM2001

Description

Funds will be utilized to complete electrical upgrades, rehabilitate and add an additional digester, heat exchangers, additional pump at main lift station, sludge lagoon improvements, and gas scrubbers.

Images

Details

Useful life of Asset	20-50
Cost Saving explanation	The repair/rehab/replace infrastructure will have a increase asset life and require less maintenance. Eventually we will see a reduction in overall energy costs (gas & electricity).
Increase operational cost explanation	None
Type of Project	Improvement
Ranking	3
Strategic Goal	Improve Infrastructure

Location

JUSTIFICATION

WMARSS Central Plant is the City and region's main wastewater treatment plant. This is a corrosive environment that requires constant maintenance, rehabilitation and replacement of deteriorating items. The digesters and pump improvements are required due to an increase in sewer flow and industrial disposal at the plant. The heat exchangers allow the digesters to operate more efficiently. Gas scrubbers will allow the plant to begin moving towards energy self sufficiency and a reduction in electricity usage. A portion of the bonding will be paid for by the former WMARSS cities via a capital fee assessment.

Capital Cost

FY2023 Budget	Total Budget (all years)	Project Total
$7,840,000	$25.2M	$25.2M

Capital Cost by Year

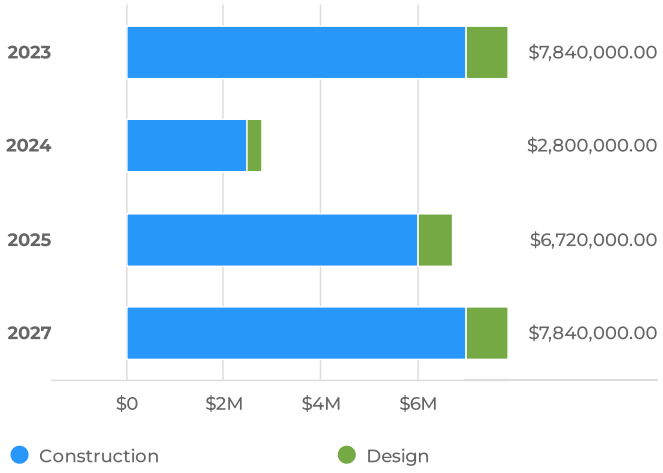

Capital Cost for Budgeted Years

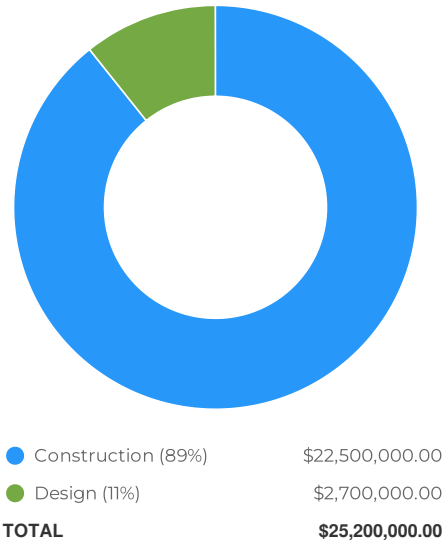

Capital Cost Breakdown

Capital Cost	FY2023	FY2024	FY2025	FY2027	Total
Design	$840,000	$300,000	$720,000	$840,000	$2,700,000
Construction	$7,000,000	$2,500,000	$6,000,000	$7,000,000	$22,500,000
Total	**$7,840,000**	**$2,800,000**	**$6,720,000**	**$7,840,000**	**$25,200,000**

Funding Sources

FY2023 Budget
$7,840,000

Total Budget (all years)
$25.2M

Project Total
$25.2M

Funding Sources by Year

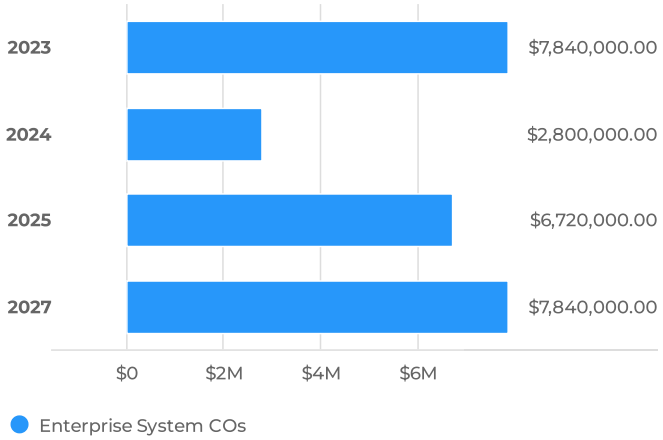

Funding Sources for Budgeted Years



Funding Sources Breakdown

Funding Sources	FY2023	FY2024	FY2025	FY2027	Total
Enterprise System COs	$7,840,000	$2,800,000	$6,720,000	$7,840,000	$25,200,000
Total	**$7,840,000**	**$2,800,000**	**$6,720,000**	**$7,840,000**	**$25,200,000**

WMARSS Dryer Building, Belt Press, Dryer

Overview

Submitted By	Lisa Tyer, Dir Utilities
Request Owner	Lisa Tyer, Dir Utilities
Est. Start Date	07/10/2023
Est. Completion Date	07/28/2025
Department	Waco Metro Area Sewer Sys
Type	Capital Improvement
Project Number	New Project

Description

Add an additional dryer building, belt press, and dryer.

Images

Details

Useful life of Asset	30
Cost Saving explanation	Potential cost savings from not having to haul sludge
Increase operational cost explanation	Maintenance contract
Type of Project	New Construction
Ranking	5
Strategic Goal	Improve Infrastructure

Location

JUSTIFICATION

WMARSS Central Plant's permit requires strict treatment for processing sludge. The current dryer is nearing the end of its useful life and frequently breaks down. This system must be operational in order for the plant to meet State permit. When the equipment is down staff must temporarily store sludege for later treatment and disposal.

The second dryer and associated equipment will allow either dryer to be taken offline for maintenance. This redundancy will ensure the plant remains in permit compliance.

Capital Cost

FY2023 Budget	Total Budget (all years)	Project Total
$1,800,000	$17.2M	$17.2M

Capital Cost by Year

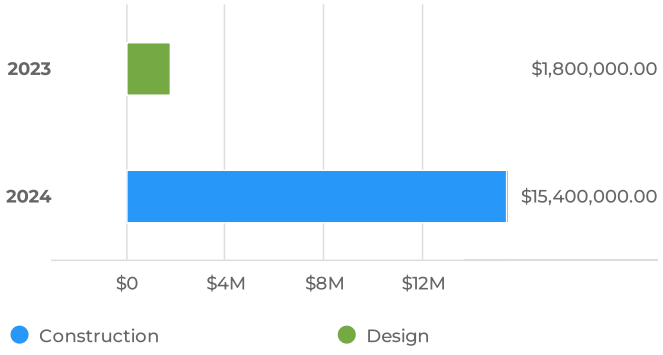

Capital Cost for Budgeted Years

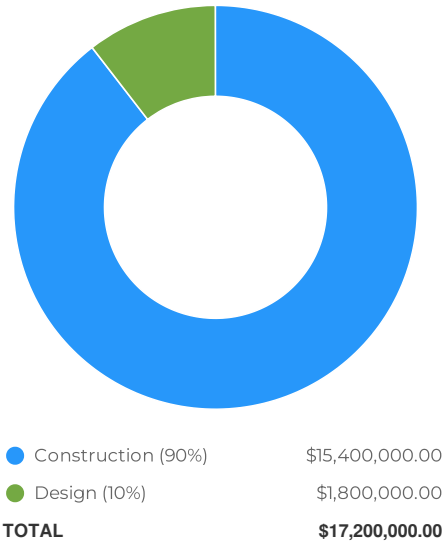

Capital Cost Breakdown

Capital Cost	FY2023	FY2024	Total
Design	$1,800,000		$1,800,000
Construction		$15,400,000	$15,400,000
Total	**$1,800,000**	**$15,400,000**	**$17,200,000**

Funding Sources

FY2023 Budget	Total Budget (all years)	Project Total
$1,800,000	$17.2M	$17.2M

Funding Sources by Year

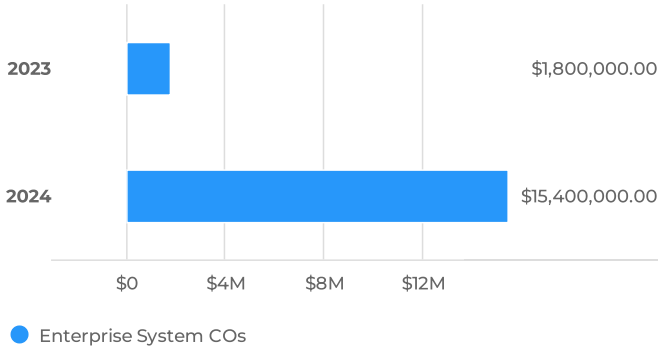

Funding Sources for Budgeted Years



Funding Sources Breakdown

Funding Sources	FY2023	FY2024	Total
Enterprise System COs	$1,800,000	$15,400,000	$17,200,000
Total	**$1,800,000**	**$15,400,000**	**$17,200,000**

WMARSS North Interceptor

Overview

Submitted By	Lisa Tyer, Dir Utilities
Request Owner	Lisa Tyer, Dir Utilities
Est. Start Date	03/27/2023
Est. Completion Date	04/01/2024
Department	Waco Metro Area Sewer Sys
Type	Capital Improvement
Project Number	New Project

Description

Replace and improve deteriorating and undersized interceptors and lift stations.

Images

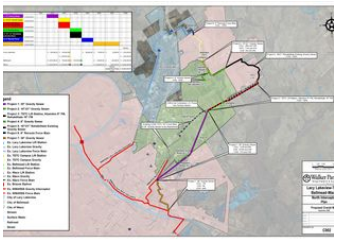

Details

Useful life of Asset	100
Cost Saving explanation	The repair/rehab/replace infrastructure will have a increase asset life and require less maintenance.
Increase operational cost explanation	None
Type of Project	New Construction
Ranking	4
Strategic Goal	Improve Infrastructure

Location

Supplemental Attachments

North Interceptor(/resource/cleargov-prod/projects/documents/08756c54c853f797b267.pdf)

Background of Agenda

JUSTIFICATION

This is a joint project with the Cities of Bellmead, Lacy Lakeview and with TSTC to improve deteriorating and undersized infrastructure. This project will be built in several phases. Waco will be a participant in phases 1, 5, and 7, and will be the sole participant in phase 3. Each participant is funding their portion of the overall project. Phase 1,3, 5 and 7 will be classified as WMARSS infrastructure.

Capital Cost

FY2023 Budget	Total Budget (all years)	Project Total
$1,500,000	$12.473M	$12.473M

Capital Cost by Year

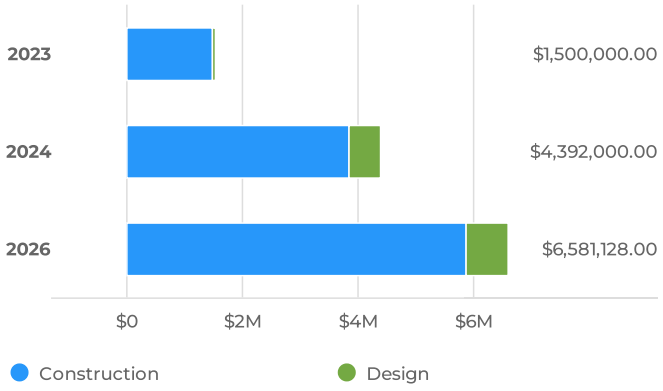

Capital Cost for Budgeted Years

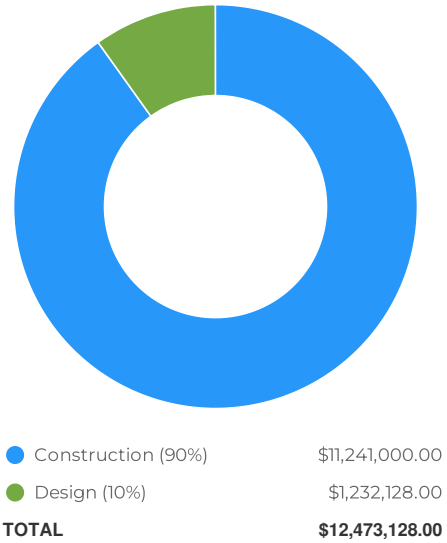

Capital Cost Breakdown

Capital Cost	FY2023	FY2024	FY2026	Total
Design		$527,000	$705,128	$1,232,128
Construction	$1,500,000	$3,865,000	$5,876,000	$11,241,000
Total	**$1,500,000**	**$4,392,000**	**$6,581,128**	**$12,473,128**

Funding Sources

FY2023 Budget	Total Budget (all years)	Project Total
$1,500,000	$12.473M	$12.473M

Funding Sources by Year

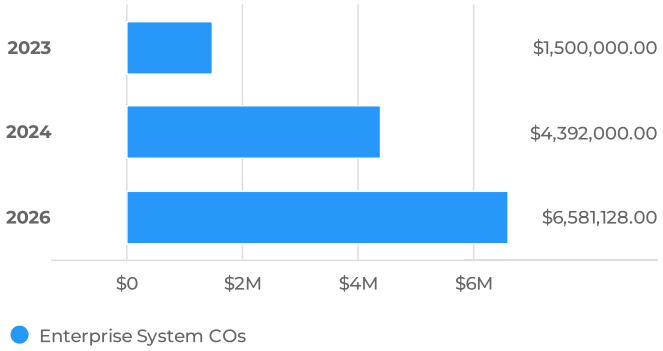

Funding Sources for Budgeted Years

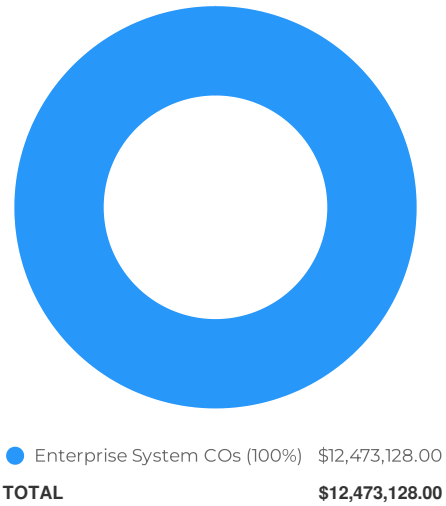

Funding Sources Breakdown

Funding Sources	FY2023	FY2024	FY2026	Total
Enterprise System COs	$1,500,000	$4,392,000	$6,581,128	$12,473,128
Total	**$1,500,000**	**$4,392,000**	**$6,581,128**	**$12,473,128**

WMARSS Pumps & Lift Stations

Overview

Submitted By	Lisa Tyer, Dir Utilities
Request Owner	Lisa Tyer, Dir Utilities
Est. Start Date	07/08/2024
Est. Completion Date	11/16/2026
Department	Waco Metro Area Sewer Sys
Type	Capital Improvement
Project Number	New Project

Description

Replace, repair, rehabilitate pumps, motors and lift stations.

Images

Details

Useful life of Asset	20
Cost Saving explanation	The life expectancy of the asset will be increased and less maintenance required.
Increase operational cost explanation	None
Type of Project	Improvement
Ranking	6
Strategic Goal	Improve Infrastructure

Location

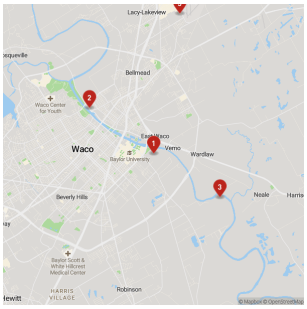

JUSTIFICATION

WMARSS has 5 major lift stations, each with multiple pumps and motors. These funds are to ensure that pumps and motors that move waste through the system are in peak condition through either rehabilitation or replacement.

Capital Cost

Total Budget (all years)
$7.84M

Project Total
$7.84M

Capital Cost by Year

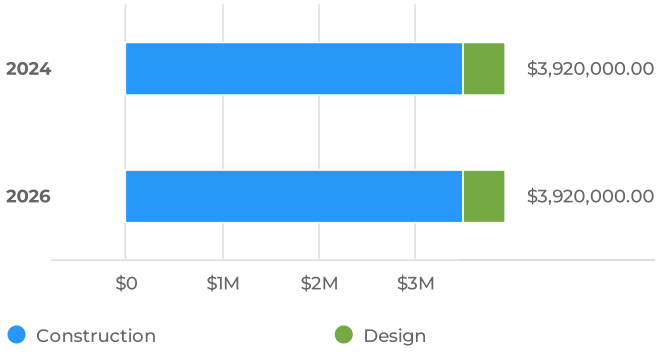

Capital Cost for Budgeted Years

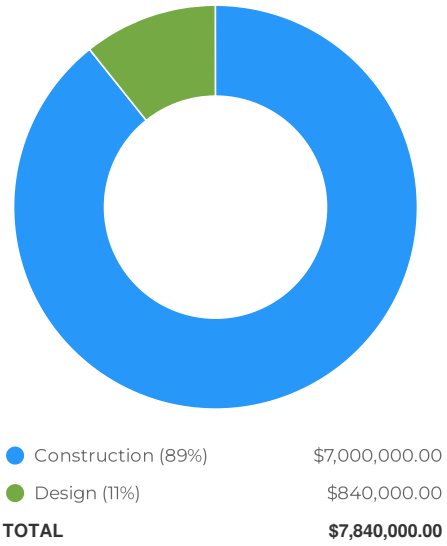

Capital Cost Breakdown

Capital Cost	FY2024	FY2026	Total
Design	$420,000	$420,000	$840,000
Construction	$3,500,000	$3,500,000	$7,000,000
Total	**$3,920,000**	**$3,920,000**	**$7,840,000**

Funding Sources

Total Budget (all years)
$7.84M

Project Total
$7.84M

Funding Sources by Year

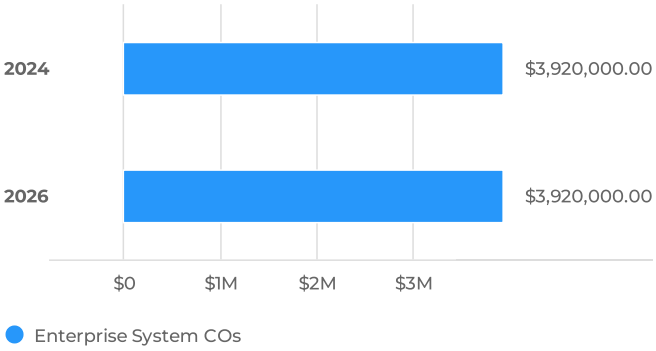

Funding Sources for Budgeted Years



Funding Sources Breakdown

Funding Sources	FY2024	FY2026	Total
Enterprise System COs	$3,920,000	$3,920,000	$7,840,000
Total	**$3,920,000**	**$3,920,000**	**$7,840,000**

WMARSS USACE CAP Riverbank Erosion

Overview

Submitted By	Lisa Tyer, Dir Utilities
Request Owner	Lisa Tyer, Dir Utilities
Est. Start Date	09/25/2023
Est. Completion Date	11/04/2024
Department	Waco Metro Area Sewer Sys
Type	Capital Improvement
Project Number	60WTR01631

Description

This project will provide gabion mattress, baskets or wall or other rock rip-rap structure on the bank of the Brazos River. This is a Continuing Authorities Program project with the United Stastes Army Corp of Engineers providing 65% of the design and construction cost up to $5,000,000.00 and the City of Waco and Robinson providing the remaining. The City of Waco has bonded for $3,000,000; $1,500,000 in 2021 and $1,500,000 in 2022, but the cost estimate from the USACE has increased, requiring this additional funding.

Images

Details

Useful life of Asset	50 Dependent on the Brazos River
Cost Saving explanation	N/A
Increase operational cost explanation	None
Type of Project	New Construction
Ranking	1
Strategic Goal	Improve Infrastructure

Location

JUSTIFICATION

The Brazos River has eroded the riverbank at the WMARSS Central Plant over the last 40 years and is 25 feet from a major sewer line. Our only other option is to begin moving infrastructure and ultimately facilities further from the river.

Capital Cost

FY2023 Budget	Total Budget (all years)	Project Total
$2,000,000	$2M	$2M

Capital Cost by Year

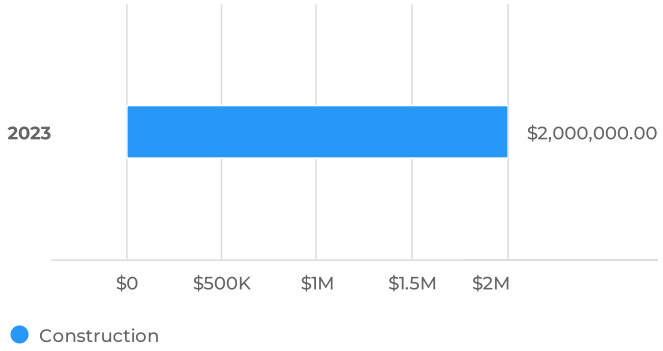

Capital Cost for Budgeted Years



Capital Cost Breakdown

Capital Cost	FY2023	Total
Construction	$2,000,000	$2,000,000
Total	**$2,000,000**	**$2,000,000**

Funding Sources

FY2023 Budget	Total Budget (all years)	Project Total
$2,000,000	$2M	$2M

Funding Sources by Year

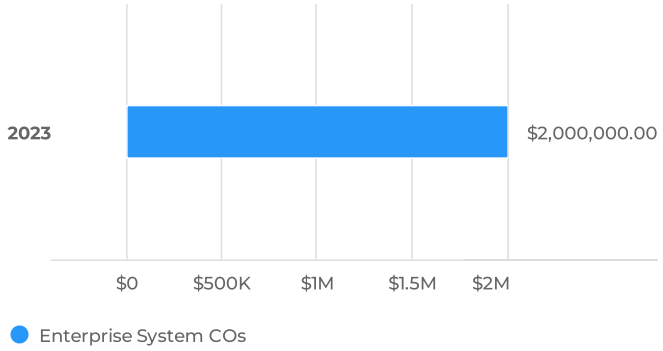

Funding Sources for Budgeted Years



Funding Sources Breakdown

Funding Sources	FY2023	Total
Enterprise System COs	$2,000,000	$2,000,000
Total	**$2,000,000**	**$2,000,000**

PARKS SERVICES REQUESTS

Challenger + Lake Air Little League Redevelopment

Overview

Submitted By	Jonathan Cook, Parks Director
Request Owner	Tom Balk, Program Manager
Est. Start Date	05/31/2022
Est. Completion Date	03/01/2023
Department	Parks Services
Type	Capital Improvement
Project Number	32PK2201

Description

Redevelopment of the Lake Air Little League and Challenger Little League provides a more efficient layout on a single site, to create an improved, modern and accessible ball complex. The redevelopment takes place adjacent to the Cobbs Recycling Facility and includes full replacement of the ballfields along with new restrooms, concessions stands, and supporting amenities.

Images

Field Layout

Details

Cost Saving explanation	None
Useful life of Asset	30+ Years
Increase operational cost explanation	This is a replacement facility, not anticipated to increase the operational costs of the existing facility.
Type of Project	New Construction
Ranking	1
Strategic Goal	Enhance Quality of Life

Location

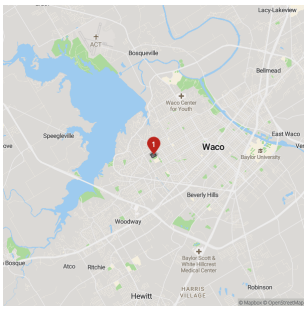

JUSTIFICATION

- Supports goals outlined in 2017 Parks, Recreation & Open Space Master Plan
- Supports Council goal to provide high quality economical city services
- Priority funding is recommended to address cost escalations seen in the bidding phase

Capital Cost

FY2023 Budget	Total Budget (all years)	Project Total
$2,910,000	$2.91M	$2.91M

Capital Cost by Year

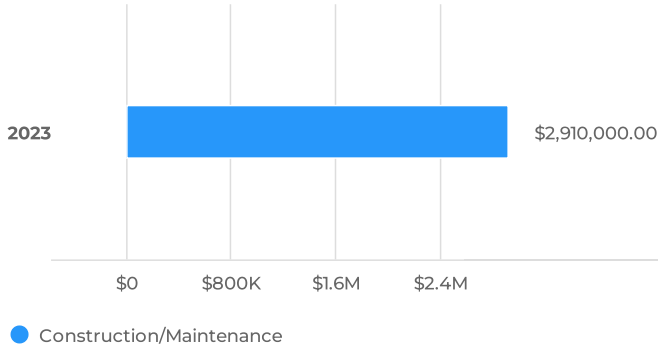

Capital Cost for Budgeted Years



Capital Cost Breakdown

Capital Cost	FY2023	Total
Construction/Maintenance	$2,910,000	$2,910,000
Total	**$2,910,000**	**$2,910,000**

Funding Sources

FY2023 Budget	Total Budget (all years)	Project Total
$2,910,000	$2.91M	$2.91M

Funding Sources by Year

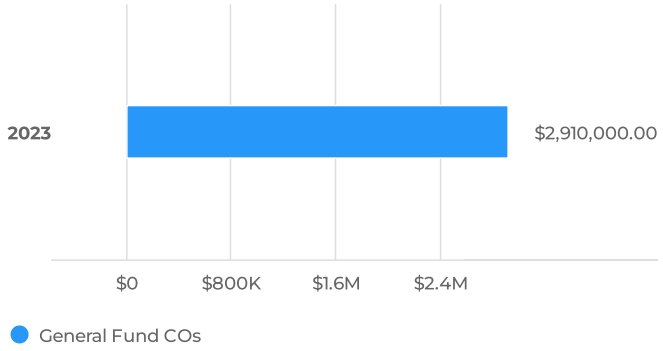

Funding Sources for Budgeted Years

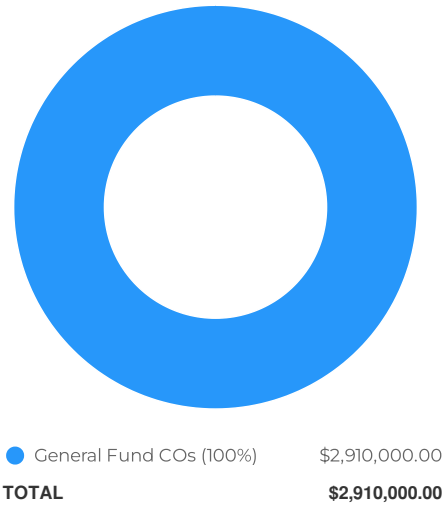

Funding Sources Breakdown

Funding Sources	FY2023	Total
General Fund COs	$2,910,000	$2,910,000
Total	**$2,910,000**	**$2,910,000**

Chapel Park Improvement Project

Overview

Submitted By	Jonathan Cook, Parks Director
Request Owner	Tom Balk, Program Manager
Est. Start Date	10/01/2022
Est. Completion Date	09/30/2024
Department	Parks Services
Type	Capital Improvement
Project Number	New

Description

Continue the annual park redevelopment & enhancement program using the basic amenity standards established in the Parks, Recreation and Open Space Master Plan as a guideline. Typical projects include playgrounds, benches, picnic tables and grills, fencing, shelter renovation and construction, walkways, irrigation system modification & construction, and related park amenity enhancement. Most of the development items in the park system have a 10 to 15 year life span generating about $1,500,000 of annual replacement cost.

FY 2022-23 Improvements will include access and play improvements at Chapel Park. Planned improvements include play features, restrooms, a larger pavilion, trail extensions and accessibility improvements.

Images

Chapel Park - Google Earth

Details

Cost Saving explanation	This Joint-Use partnership with WISD continues to represent a great value to the community to avoid the duplication of services.
Useful life of Asset	30+ Years
Increase operational cost explanation	Operational expenses increase for new and larger amenities, such as pavilion, splash pad, etc.
Type of Project	New Construction
Ranking	5
Strategic Goal	Enhance Quality of Life

Location

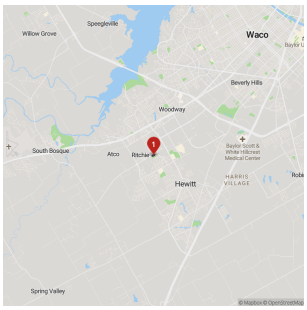

JUSTIFICATION

Chapel Park was developed on the Woodgate Intermediate School campus through a Joint-Use Agreement with Midway ISD in 1997 to provide public recreation access for the growing neighborhood. The district is currently in the process of converting the campus to an elementary school, including the addition of age-appropriate shaded play structures. This presents a strategic opportunity for the City of Waco to tie these new amenities to the existing park features for public enjoyment. The park has long needed playgrounds and other improvements to fully achieve neighborhood park development standards. Additionally, capacity improvements are needed to address the significant surrounding population growth that has taken place since 1997.

Capital Cost

FY2023 Budget	Total Budget (all years)	Project Total
$120,000	$920K	$920K

Capital Cost by Year

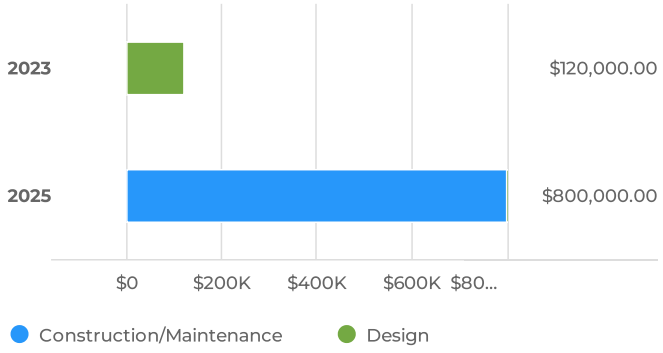

Capital Cost for Budgeted Years

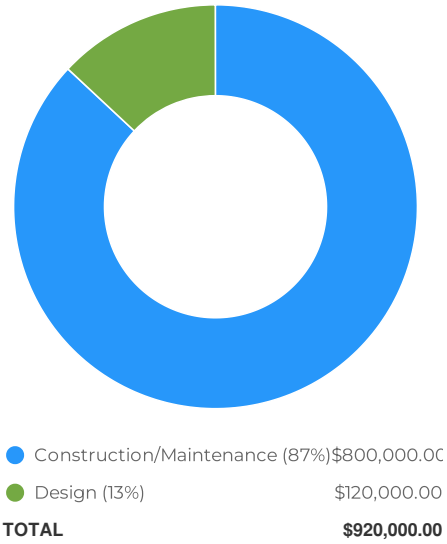

Capital Cost Breakdown

Capital Cost	FY2023	FY2025	Total
Design	$120,000		$120,000
Construction/Maintenance		$800,000	$800,000
Total	**$120,000**	**$800,000**	**$920,000**

Funding Sources

FY2023 Budget	Total Budget (all years)	Project Total
$120,000	$920K	$920K

Funding Sources by Year

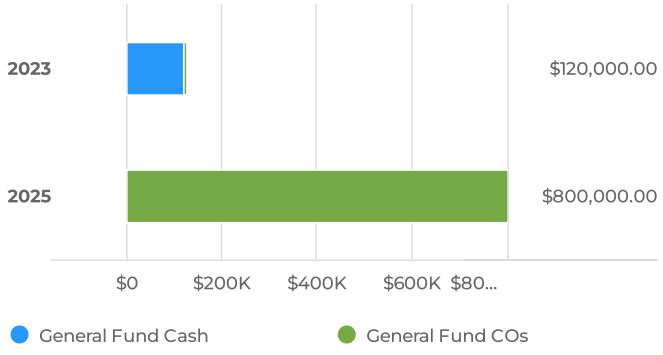

Funding Sources for Budgeted Years

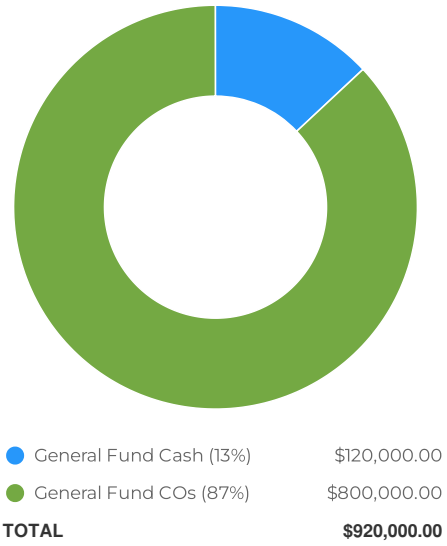

Funding Sources Breakdown

Funding Sources	FY2023	FY2025	Total
General Fund Cash	$120,000		$120,000
General Fund COs		$800,000	$800,000
Total	**$120,000**	**$800,000**	**$920,000**

Operational Costs

FY2023 Budget	Total Budget (all years)	Project Total
$182,000	$910K	$910K

Operational Costs by Year

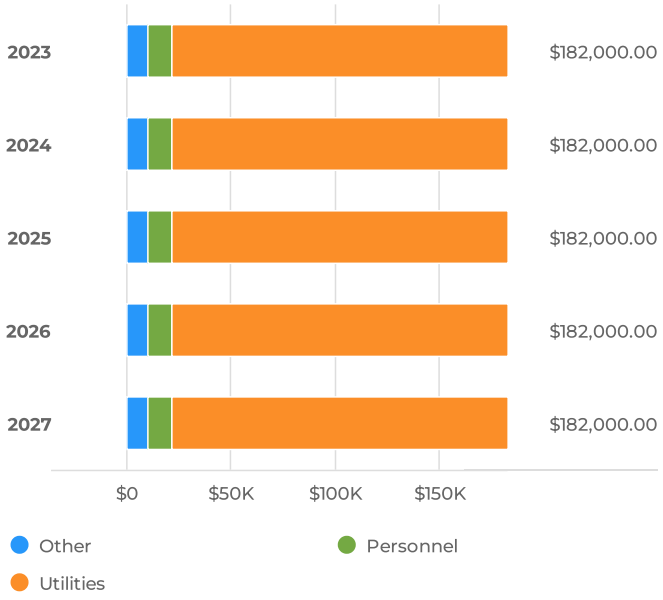

Operational Costs for Budgeted Years

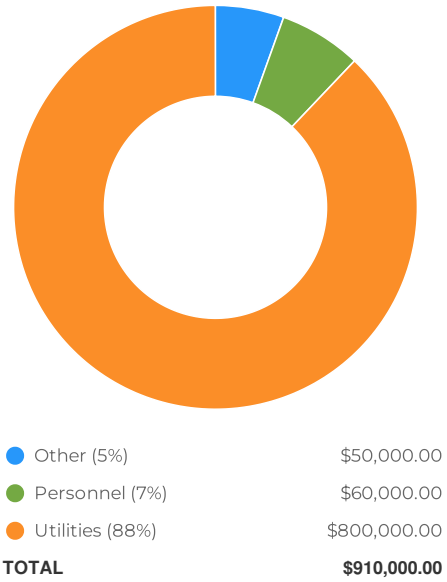

Operational Costs Breakdown

Operational Costs	FY2023	FY2024	FY2025	FY2026	FY2027	Total
Personnel	$12,000	$12,000	$12,000	$12,000	$12,000	$60,000
Utilities	$160,000	$160,000	$160,000	$160,000	$160,000	$800,000
Other	$10,000	$10,000	$10,000	$10,000	$10,000	$50,000
Total	**$182,000**	**$182,000**	**$182,000**	**$182,000**	**$182,000**	**$910,000**

Cotton Palace Park Redevelopment

Overview

Submitted By	Jonathan Cook, Parks Director
Request Owner	Tom Balk, Program Manager
Est. Start Date	10/01/2022
Est. Completion Date	09/30/2024
Department	Parks Services
Type	Capital Improvement
Project Number	32PK2103

Description

Cotton Palace Park is a vital neighborhood park in Waco's city center that is overdue for much needed reinvestment. Master planning to highlight the park's deep vibrant history, to ensure strategic partnership, and to prepare achievable phases of development was funded in FY21. FY 2023 funds will provide for design and engineering necessary for bid documents.

Images

Cotton Palace Marker

Bridge

Fountain

Vintage Aerial

Details

Cost Saving explanation	None
Useful life of Asset	30+ years
Increase operational cost explanation	Operational expenses increase to elevate standards of care and account for increased amenities, such as pavilion, splash pad, playground, etc.
Type of Project	New Construction
Ranking	2
Strategic Goal	Enhance Quality of Life

Location

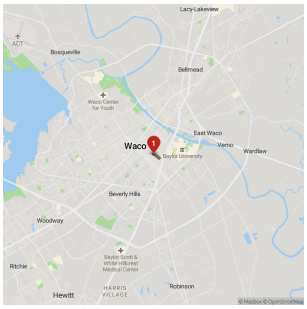

JUSTIFICATION

- Supports goals outlined in 2017 Parks, Recreation & Open Space Master Plan
- Supports Council goal to provide high quality economical city services
- Priority funding is recommended to address these areas of needed park investment.

Capital Cost

FY2023 Budget	Total Budget (all years)	Project Total
$750,000	$8.25M	$8.25M

Capital Cost by Year

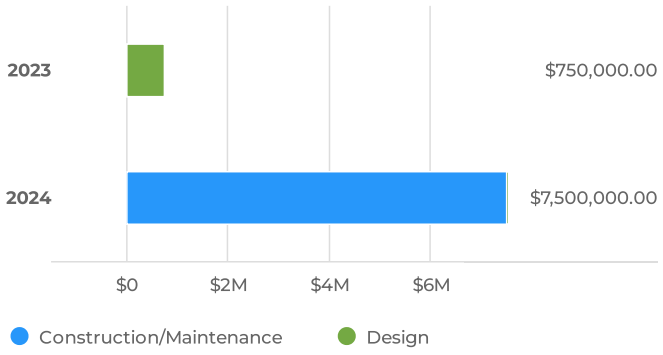

Capital Cost for Budgeted Years

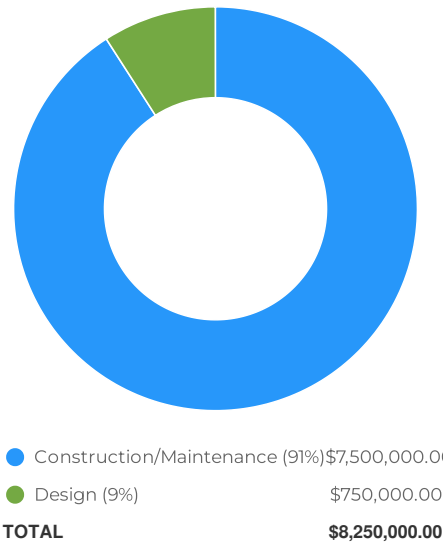

Capital Cost Breakdown

Capital Cost	FY2023	FY2024	Total
Design	$750,000		$750,000
Construction/Maintenance		$7,500,000	$7,500,000
Total	**$750,000**	**$7,500,000**	**$8,250,000**

Funding Sources

FY2023 Budget	Total Budget (all years)	Project Total
$750,000	$8.25M	$8.25M

Funding Sources by Year

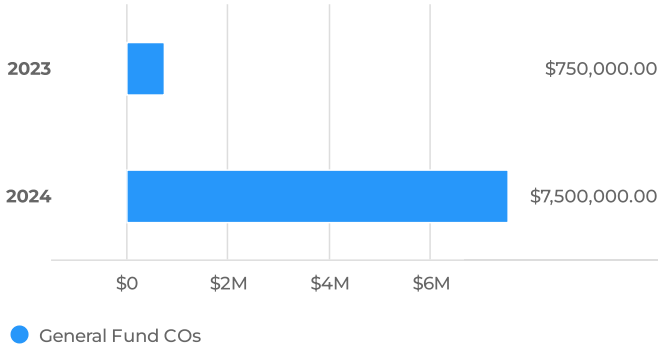

Funding Sources for Budgeted Years

Funding Sources Breakdown

Funding Sources	FY2023	FY2024	Total
General Fund COs	$750,000	$7,500,000	$8,250,000
Total	**$750,000**	**$7,500,000**	**$8,250,000**

Operational Costs

FY2023 Budget	Total Budget (all years)	Project Total
$465,000	$2.325M	$2.325M

Operational Costs by Year

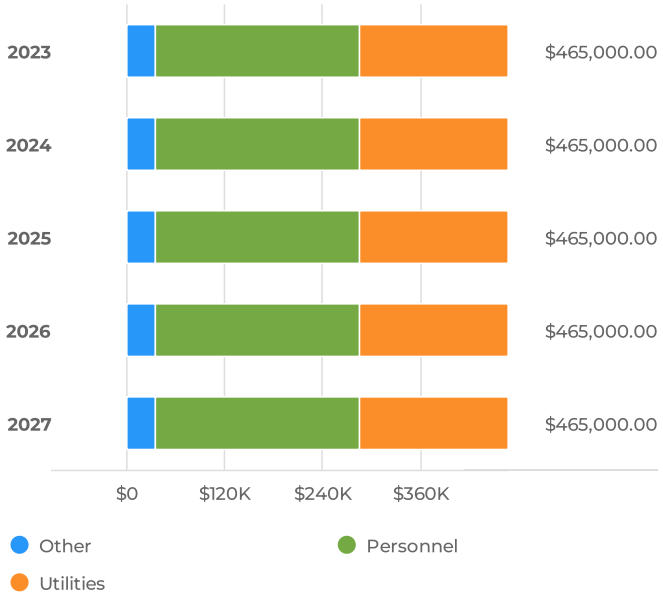

Operational Costs for Budgeted Years

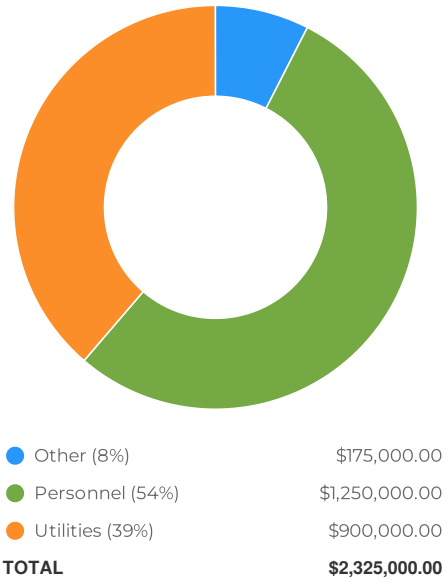

Operational Costs Breakdown

Operational Costs	FY2023	FY2024	FY2025	FY2026	FY2027	Total
Personnel	$250,000	$250,000	$250,000	$250,000	$250,000	$1,250,000
Utilities	$180,000	$180,000	$180,000	$180,000	$180,000	$900,000
Other	$35,000	$35,000	$35,000	$35,000	$35,000	$175,000
Total	**$465,000**	**$465,000**	**$465,000**	**$465,000**	**$465,000**	**$2,325,000**

Eastern Little League Improvement Project

Overview

Submitted By	Jonathan Cook, Parks Director
Request Owner	Tom Balk, Program Manager
Est. Start Date	10/01/2022
Est. Completion Date	09/30/2024
Department	Parks Services
Type	Capital Improvement
Project Number	New

Description

Project to improve baseball/softball access, capacity, and amenities for community use at Eastern Little League Park.

Images

Eastern LL

Details

Cost Saving explanation	None
Useful life of Asset	30+ Years
Increase operational cost explanation	None
Type of Project	New Construction
Ranking	2
Strategic Goal	Enhance Quality of Life

Location

JUSTIFICATION

Supports goals outlined in 2017 Parks, Recreation & Open Space Master Plan
Supports Council goal to provide high quality economical city services
Priority funding is recommended to address these areas of needed park investment.

Capital Cost

FY2023 Budget	Total Budget (all years)	Project Total
$425,000	$2.425M	$2.425M

Capital Cost by Year

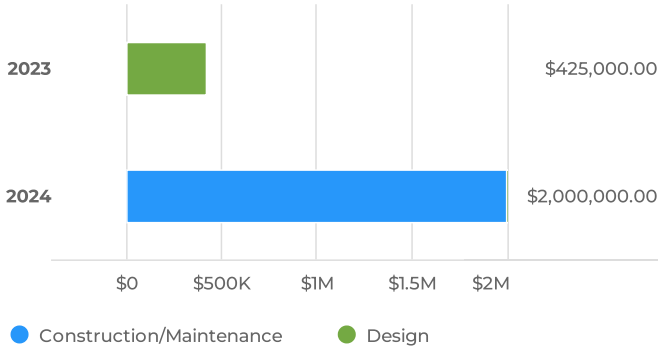

Capital Cost for Budgeted Years

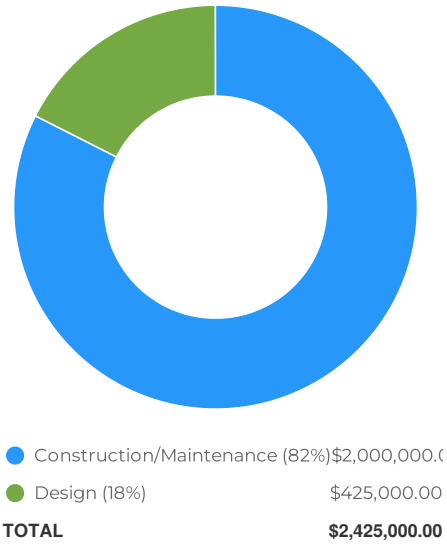

Capital Cost Breakdown

Capital Cost	FY2023	FY2024	Total
Design	$425,000		$425,000
Construction/Maintenance		$2,000,000	$2,000,000
Total	**$425,000**	**$2,000,000**	**$2,425,000**

Funding Sources

FY2023 Budget	Total Budget (all years)	Project Total
$425,000	$2.425M	$2.425M

Funding Sources by Year

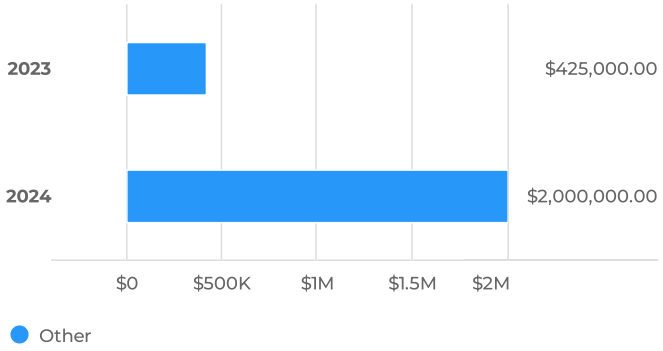

Funding Sources for Budgeted Years

Funding Sources Breakdown

Funding Sources	FY2023	FY2024	Total
Other	$425,000	$2,000,000	$2,425,000
Total	**$425,000**	**$2,000,000**	**$2,425,000**

Operational Costs

FY2023 Budget	Total Budget (all years)	Project Total
$170,000	$850K	$850K

Operational Costs by Year

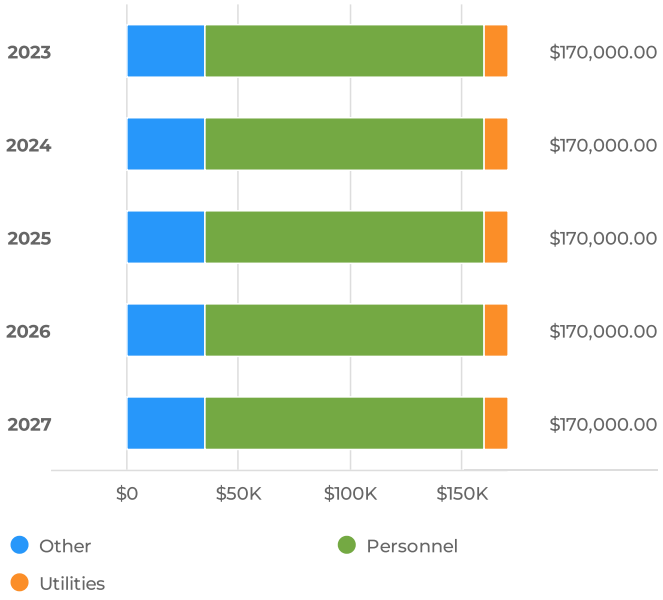

Operational Costs for Budgeted Years

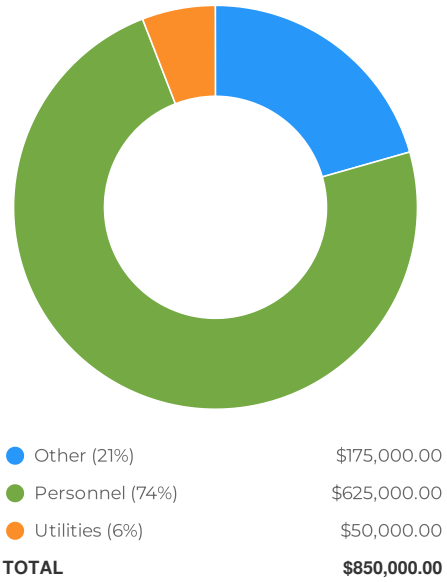

Operational Costs Breakdown

Operational Costs	FY2023	FY2024	FY2025	FY2026	FY2027	Total
Personnel	$125,000	$125,000	$125,000	$125,000	$125,000	$625,000
Utilities	$10,000	$10,000	$10,000	$10,000	$10,000	$50,000
Other	$35,000	$35,000	$35,000	$35,000	$35,000	$175,000
Total	**$170,000**	**$170,000**	**$170,000**	**$170,000**	**$170,000**	**$850,000**

Floyd Casey (Hart Patterson Track) Redevelopment

Overview

Submitted By	Jonathan Cook, Parks Director
Request Owner	Tom Balk, Program Manager
Est. Start Date	10/01/2023
Est. Completion Date	09/30/2026
Department	Parks Services
Type	Capital Improvement
Project Number	32PK2203

Description

Project to maximize recreation value and trail connectivity to this former Baylor site through redevelopment. Parks and recreation amenities, wider connectivity, and neighborhood accessibility are key aspects of essential public infrastructure that can ensure all residents benefit from the arrival of new development at the former Floyd Casey Stadium site.

Images

HP Track

HP Track - Google Earth

Details

Cost Saving explanation	None
Useful life of Asset	30+ Years
Increase operational cost explanation	Significant increase in standards of care for this site and associated improvements (particularly water's edge, splash pad, restrooms, etc)
Type of Project	New Construction
Ranking	3
Strategic Goal	Enhance Quality of Life

Location



JUSTIFICATION

- Supports goals outlined in 2017 Parks, Recreation & Open Space Master Plan
- Supports Council goal to provide high quality economical city services
- Design has been funded for FY 2022. Priority funding is recommended for Phase 1 construction in FY2023.

Capital Cost

FY2023 Budget	Total Budget (all years)	Project Total
$10,000,000	$22.5M	$22.5M

Capital Cost by Year

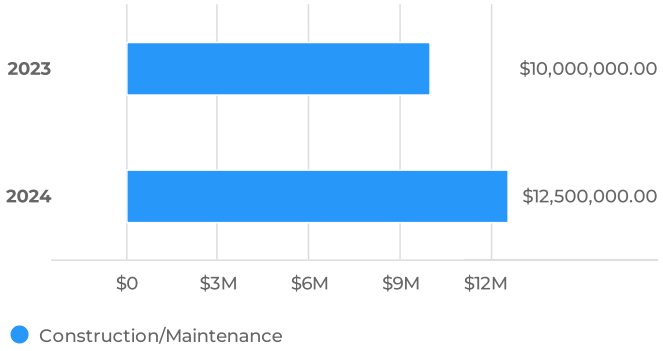

Capital Cost for Budgeted Years



Capital Cost Breakdown

Capital Cost	FY2023	FY2024	Total
Construction/Maintenance	$10,000,000	$12,500,000	$22,500,000
Total	**$10,000,000**	**$12,500,000**	**$22,500,000**

Funding Sources

FY2023 Budget	Total Budget (all years)	Project Total
$10,000,000	$22.5M	$22.5M

Funding Sources by Year

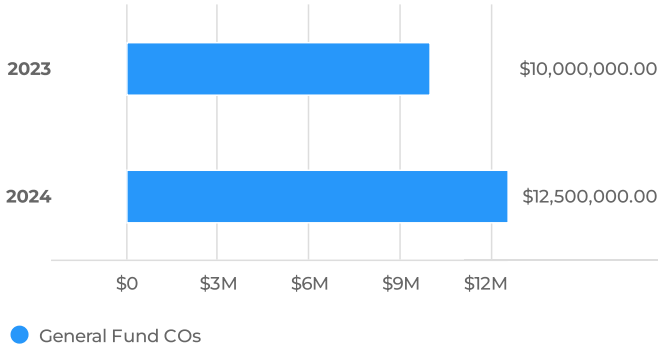

Funding Sources for Budgeted Years

Funding Sources Breakdown

Funding Sources	FY2023	FY2024	Total
General Fund COs	$10,000,000	$12,500,000	$22,500,000
Total	**$10,000,000**	**$12,500,000**	**$22,500,000**

Operational Costs

FY2023 Budget	Total Budget (all years)	Project Total
$610,000	$3.05M	$3.05M

Operational Costs by Year

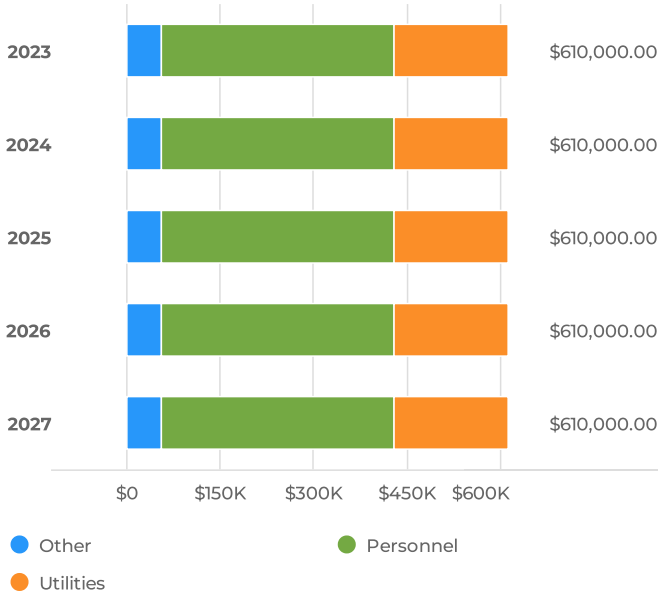

Operational Costs for Budgeted Years

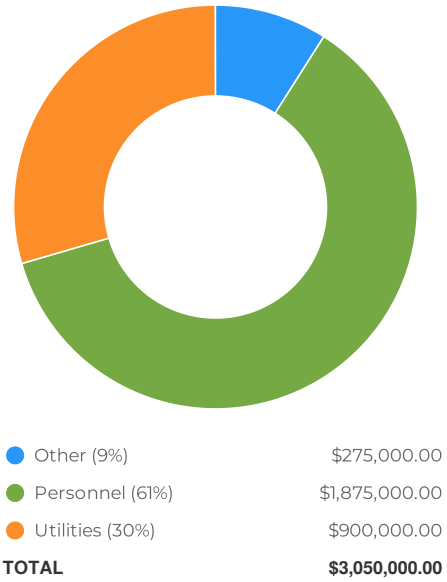

Operational Costs Breakdown

Operational Costs	FY2023	FY2024	FY2025	FY2026	FY2027	Total
Personnel	$375,000	$375,000	$375,000	$375,000	$375,000	$1,875,000
Utilities	$180,000	$180,000	$180,000	$180,000	$180,000	$900,000
Other	$55,000	$55,000	$55,000	$55,000	$55,000	$275,000
Total	**$610,000**	**$610,000**	**$610,000**	**$610,000**	**$610,000**	**$3,050,000**

Metropolitan Trails Program

Overview

Submitted By	Jonathan Cook, Parks Director
Request Owner	Tom Balk, Program Manager
Est. Start Date	03/15/2023
Est. Completion Date	09/30/2028
Department	Parks Services
Type	Capital Improvement
Project Number	New

Description

Master planning efforts funded in FY21 identify strong public support for ongoing trail corridor development, connecting neighborhoods and urban areas to the network of existing attractions and amenities. There is strong opportunity for trail development connecting neighborhoods to existing developments along the river to strategically strengthen these connections. FY25 funds will allow engineering and land/ROW acquisition.

Images

Metropolitan Trails

Details

Cost Saving explanation	None
Useful life of Asset	30+ Years
Increase operational cost explanation	Operational expenses increase for new trail infrastructure.
Type of Project	New Construction
Ranking	6
Strategic Goal	Enhance Quality of Life

Location

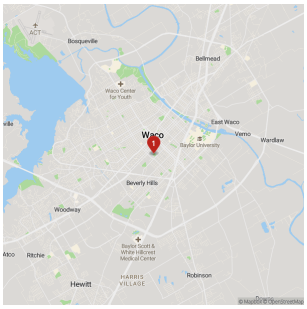

JUSTIFICATION

Design and ROW acquisition is needed to ensure ongoing development can accommodate beneficial future trail connectivity, and that these projects are positioned competitively for construction grant funding opportunities.

Capital Cost

Total Budget (all years)
$9M

Project Total
$9M

Capital Cost by Year

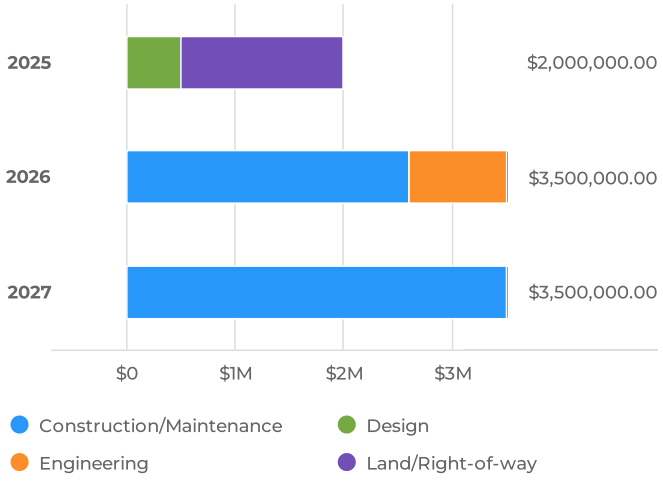

Capital Cost for Budgeted Years

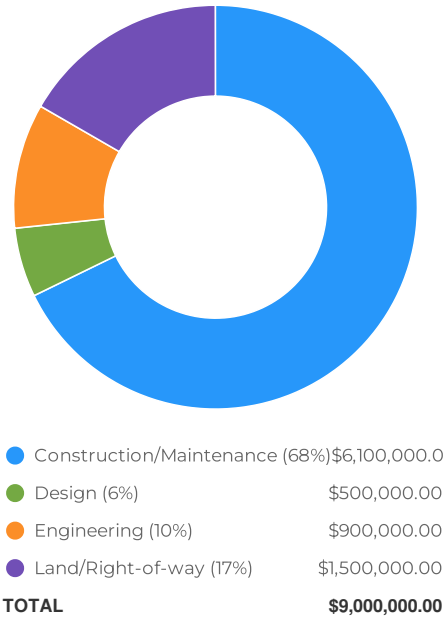

Capital Cost Breakdown

Capital Cost	FY2025	FY2026	FY2027	Total
Design	$500,000			$500,000
Engineering		$900,000		$900,000
Land/Right-of-way	$1,500,000			$1,500,000
Construction/Maintenance		$2,600,000	$3,500,000	$6,100,000
Total	**$2,000,000**	**$3,500,000**	**$3,500,000**	**$9,000,000**

Funding Sources

Total Budget (all years)
$9M

Project Total
$9M

Funding Sources by Year

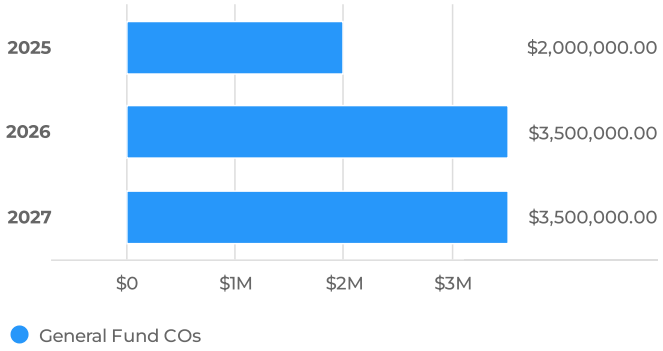

Funding Sources for Budgeted Years

Funding Sources Breakdown

Funding Sources	FY2025	FY2026	FY2027	Total
General Fund COs	$2,000,000	$3,500,000	$3,500,000	$9,000,000
Total	**$2,000,000**	**$3,500,000**	**$3,500,000**	**$9,000,000**

Operational Costs

FY2023 Budget	Total Budget (all years)	Project Total
$240,000	$1.2M	$1.2M

Operational Costs by Year

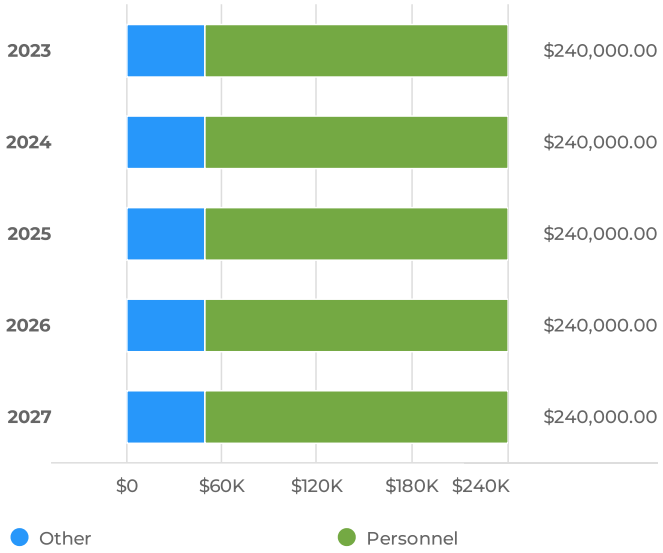

Operational Costs for Budgeted Years

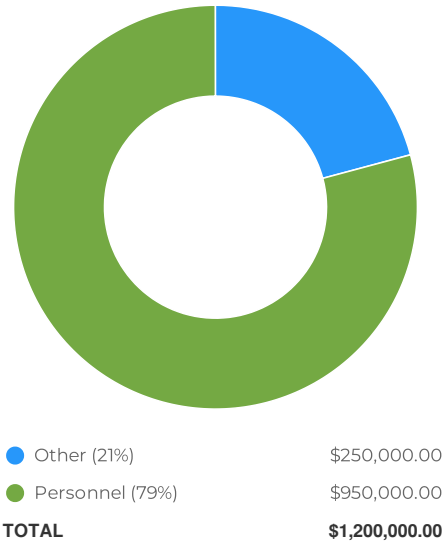

Operational Costs Breakdown

Operational Costs	FY2023	FY2024	FY2025	FY2026	FY2027	Total
Personnel	$190,000	$190,000	$190,000	$190,000	$190,000	$950,000
Other	$50,000	$50,000	$50,000	$50,000	$50,000	$250,000
Total	**$240,000**	**$240,000**	**$240,000**	**$240,000**	**$240,000**	**$1,200,000**

New China Spring Park

Overview

Submitted By	Jonathan Cook, Parks Director
Request Owner	Tom Balk, Program Manager
Est. Start Date	03/15/2023
Est. Completion Date	09/30/2025
Department	Parks Services
Type	Capital Improvement
Project Number	32PK2102

Description

Land for community park development in Waco's under-served areas is a high priority that was identified in the 2017 Parks, Recreation, and Open Space Master Plan. Among these areas of need, one of the most significantly under-served is the China Spring community.

Images

China Spring

Details

Cost Saving explanation	None
Useful life of Asset	30+ Years
Increase operational cost explanation	None
Type of Project	New Construction
Ranking	1
Strategic Goal	Enhance Quality of Life

Location

JUSTIFICATION

Supports goals outlined in 2017 Parks, Recreation & Open Space Master Plan
Supports Council goal to provide high quality economical city services
Priority funding is recommended to address these areas of needed park investment.

Capital Cost

FY2023 Budget	Total Budget (all years)	Project Total
$2,250,000	$2.25M	$2.25M

Capital Cost by Year

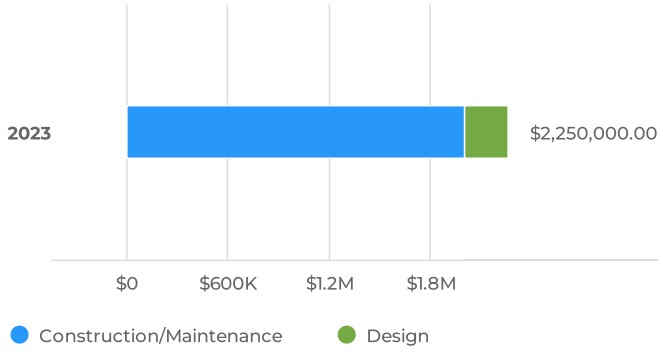

Capital Cost for Budgeted Years

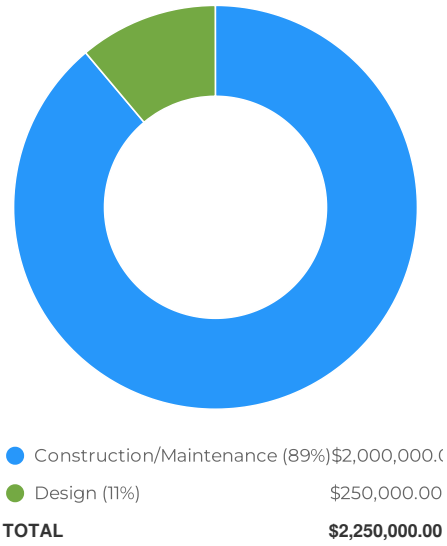

Capital Cost Breakdown

Capital Cost	FY2023	Total
Design	$250,000	$250,000
Construction/Maintenance	$2,000,000	$2,000,000
Total	**$2,250,000**	**$2,250,000**

Funding Sources

FY2023 Budget	Total Budget (all years)	Project Total
$2,250,000	$2.25M	$2.25M

Funding Sources by Year

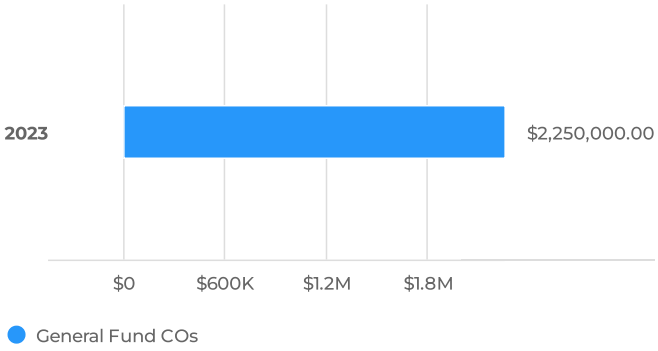

Funding Sources for Budgeted Years

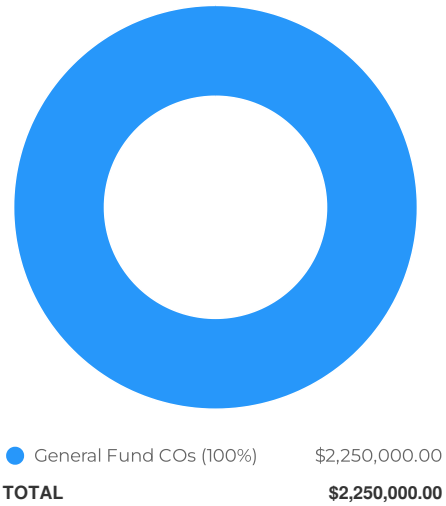

Funding Sources Breakdown

Funding Sources	FY2023	Total
General Fund COs	$2,250,000	$2,250,000
Total	**$2,250,000**	**$2,250,000**

Operational Costs

FY2023 Budget	Total Budget (all years)	Project Total
$465,000	$2.325M	$2.325M

Operational Costs by Year

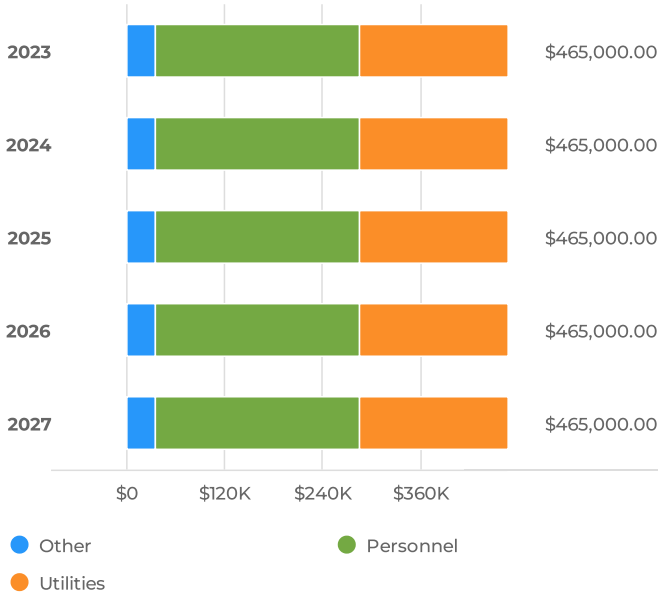

Operational Costs for Budgeted Years

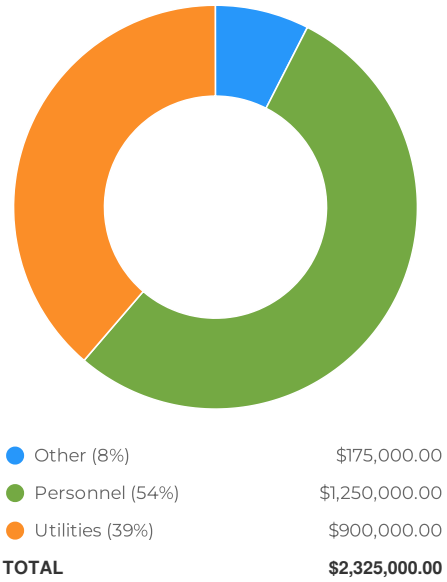

Operational Costs Breakdown

Operational Costs	FY2023	FY2024	FY2025	FY2026	FY2027	Total
Personnel	$250,000	$250,000	$250,000	$250,000	$250,000	$1,250,000
Utilities	$180,000	$180,000	$180,000	$180,000	$180,000	$900,000
Other	$35,000	$35,000	$35,000	$35,000	$35,000	$175,000
Total	**$465,000**	**$465,000**	**$465,000**	**$465,000**	**$465,000**	**$2,325,000**

New Dean Highlands Park (Multi-Departmental Campus)

Overview

Submitted By	Jonathan Cook, Parks Director
Request Owner	Tom Balk, Program Manager
Est. Start Date	03/15/2023
Est. Completion Date	09/30/2026
Department	Parks Services
Type	Capital Improvement
Project Number	New

Description

Land for neighborhood park development (~3-15 acres) in Waco's under-served areas is a high priority that was identified in the 2017 Parks, Recreation, and Open Space Master Plan. Among these areas of need, the Dean Highlands neighborhood is underserved. FY2023 funding will allow the City of Waco to pursue land acquisition and preliminary design.

Images

Dean Highlands Neighborhood

Existing Mitchell Park (foreground) is undersized and lacks necessary park features

Details

Cost Saving explanation	Obtaining a single centrally located site large enough to accommodate outdoor recreation as well as a new facility for Police Department and Fire Department warehousing needs coordinates these efforts to avoid competition and save on development and operations costs.
Useful life of Asset	30+ Years
Increase operational cost explanation	Operational expenses increase for new and larger amenities, such as pavilion, splash pad, etc.
Type of Project	New Construction
Ranking	Multidepartment project
Strategic Goal	Enhance Quality of Life

Location

JUSTIFICATION

Supports goals outlined in 2017 Parks, Recreation & Open Space Master Plan
Supports Council goal to provide high quality economical city services
Priority funding is recommended to address these areas of needed park investment.

Capital Cost

FY2023 Budget	Total Budget (all years)	Project Total
$350,000	$2.45M	$2.45M

Capital Cost by Year

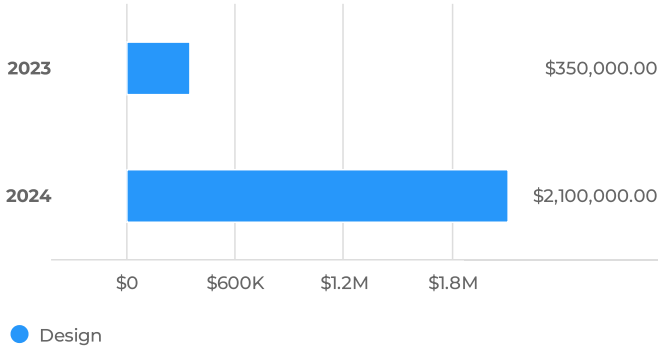

Capital Cost for Budgeted Years

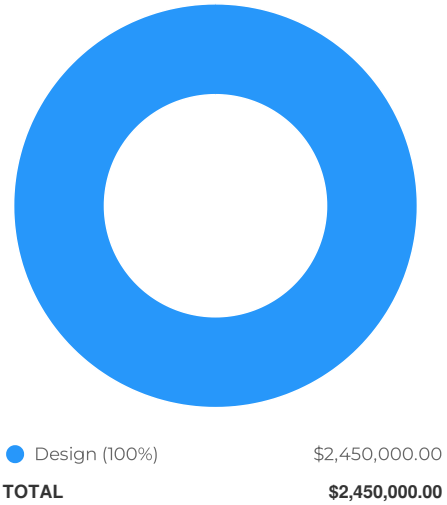

Capital Cost Breakdown

Capital Cost	FY2023	FY2024	Total
Design	$350,000	$2,100,000	$2,450,000
Total	**$350,000**	**$2,100,000**	**$2,450,000**

Funding Sources

FY2023 Budget	Total Budget (all years)	Project Total
$350,000	$2.45M	$2.45M

Funding Sources by Year

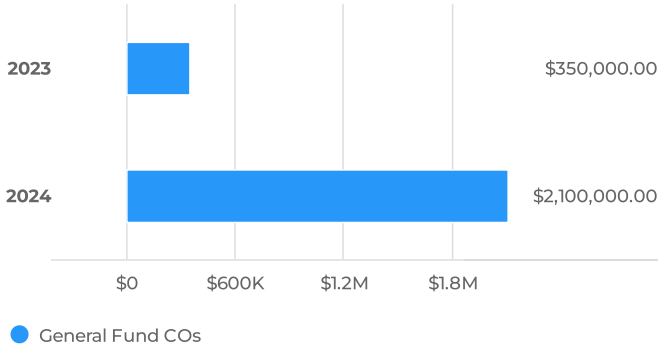

Funding Sources for Budgeted Years

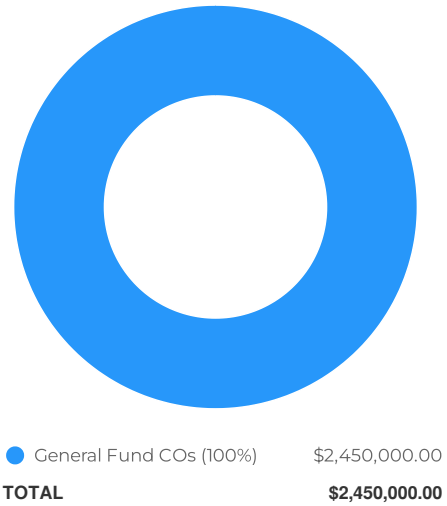

Funding Sources Breakdown

Funding Sources	FY2023	FY2024	Total
General Fund COs	$350,000	$2,100,000	$2,450,000
Total	**$350,000**	**$2,100,000**	**$2,450,000**

Operational Costs

FY2023 Budget	Total Budget (all years)	Project Total
$465,000	$2.325M	$2.325M

Operational Costs by Year

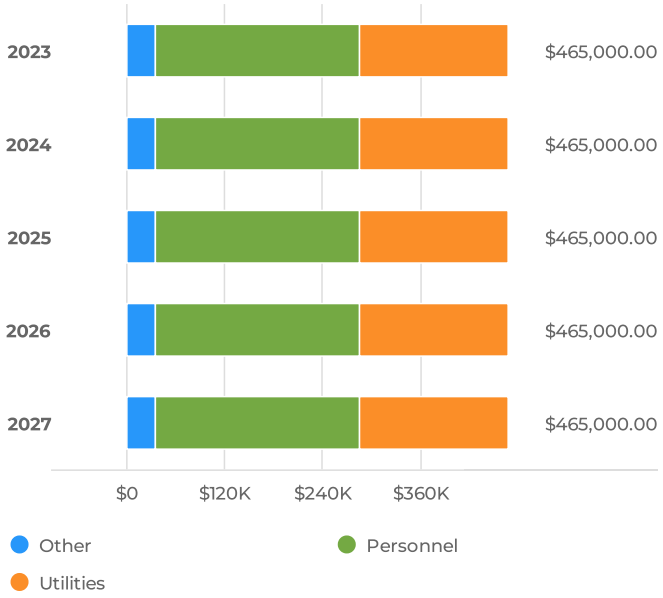

Operational Costs for Budgeted Years

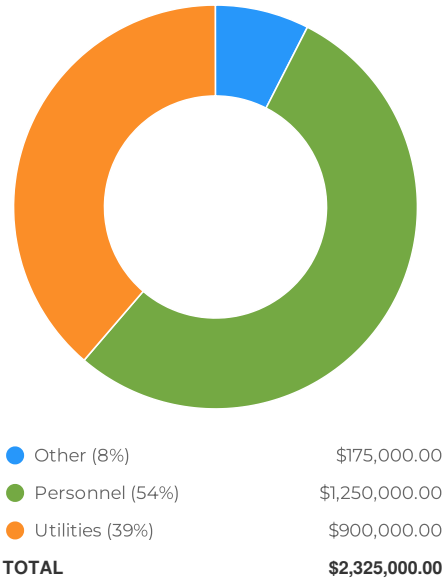

Operational Costs Breakdown

Operational Costs	FY2023	FY2024	FY2025	FY2026	FY2027	Total
Personnel	$250,000	$250,000	$250,000	$250,000	$250,000	$1,250,000
Utilities	$180,000	$180,000	$180,000	$180,000	$180,000	$900,000
Other	$35,000	$35,000	$35,000	$35,000	$35,000	$175,000
Total	**$465,000**	**$465,000**	**$465,000**	**$465,000**	**$465,000**	**$2,325,000**

New Trail-Park at Chapel Ridge

Overview

Submitted By	Jonathan Cook, Parks Director
Request Owner	Tom Balk, Program Manager
Est. Start Date	03/15/2023
Est. Completion Date	09/30/2025
Department	Parks Services
Type	Capital Improvement
Project Number	New

Description

The project provides necessary design and development to establish ± 6 acre regional retention pond as a community-scale recreation feature. Improvements include a paved and lighted trail loop, green open space, parking, shaded picnic areas, and fishing accommodations as part of the Texas Parks & Wildlife Neighborhood Fishin' Program. The project includes trail extensions into the neighborhood as part of the Metropolitan Trail system to connect to other neighborhood park improvements at Chapel Park and Pioneer Park.

Images

Chapel Ridge Connectivity Diagram

Chapel Ridge Concept

Details

Cost Saving explanation	The project strategically coordinates the needs of Waco's storm water infrastructure with recreation opportunity to maximize the value of the land acquisition by the storm water program.
Useful life of Asset	30+ Years
Increase operational cost explanation	Operational expenses increase for new and larger amenities, such as pavilion, lighted trail, etc.
Type of Project	New Construction
Ranking	Multidepartment project
Strategic Goal	Enhance Quality of Life

Location

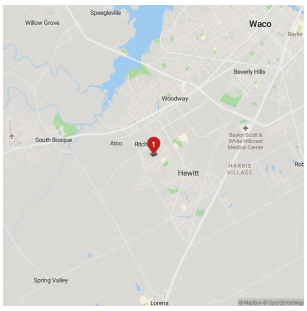

JUSTIFICATION

Supports goals outlined in 2017 Parks, Recreation & Open Space Master Plan
Supports Council goal to provide high quality economical city services
Priority funding is recommended to address these areas of needed park investment.

Capital Cost

FY2023 Budget	Total Budget (all years)	Project Total
$850,000	$5.6M	$5.6M

Capital Cost by Year

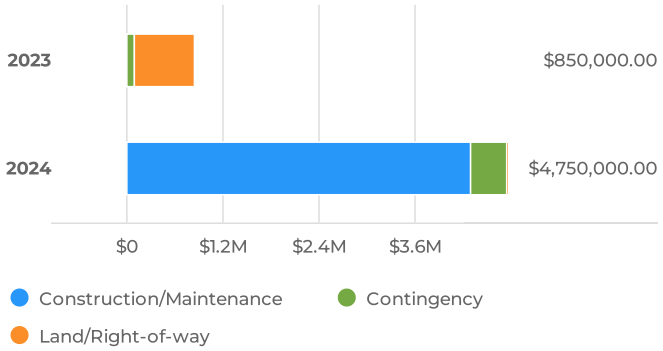

Capital Cost for Budgeted Years

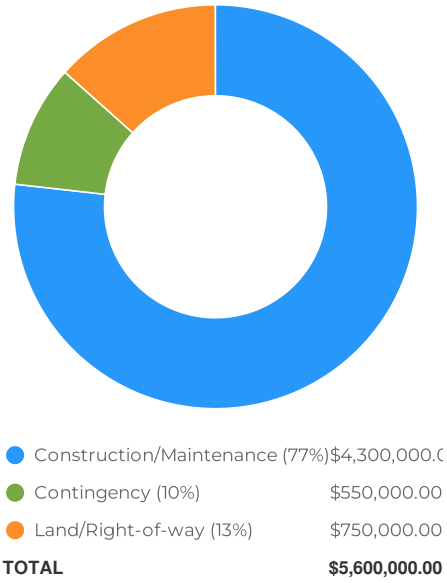

Capital Cost Breakdown

Capital Cost	FY2023	FY2024	Total
Land/Right-of-way	$750,000		$750,000
Construction/Maintenance		$4,300,000	$4,300,000
Contingency	$100,000	$450,000	$550,000
Total	**$850,000**	**$4,750,000**	**$5,600,000**

Funding Sources

FY2023 Budget	Total Budget (all years)	Project Total
$850,000	$5.6M	$5.6M

Funding Sources by Year

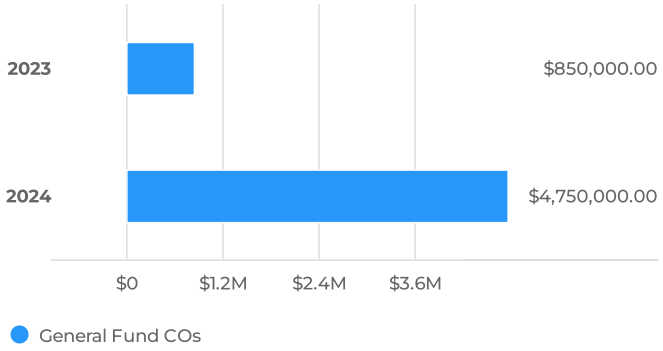

Funding Sources for Budgeted Years

Funding Sources Breakdown

Funding Sources	FY2023	FY2024	Total
General Fund COs	$850,000	$4,750,000	$5,600,000
Total	**$850,000**	**$4,750,000**	**$5,600,000**

Operational Costs

Total Budget (all years)
$1.395M

Project Total
$1.395M

Operational Costs by Year

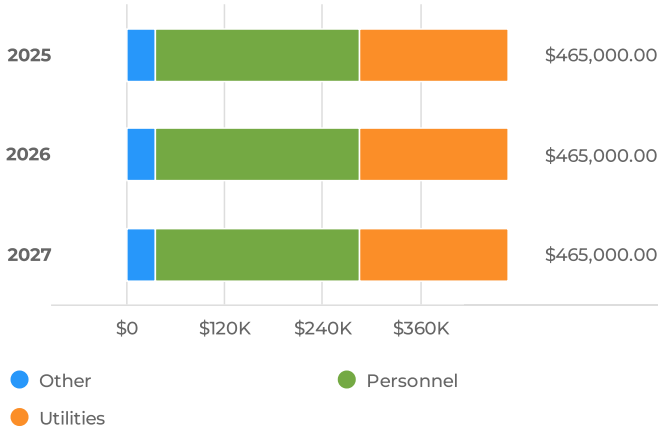

Operational Costs for Budgeted Years

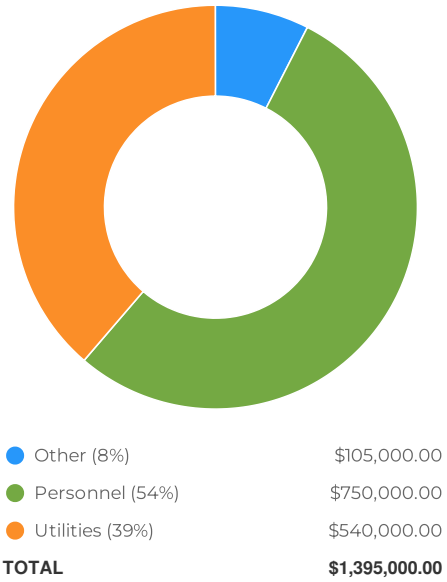

Operational Costs Breakdown

Operational Costs	FY2025	FY2026	FY2027	Total
Personnel	$250,000	$250,000	$250,000	$750,000
Utilities	$180,000	$180,000	$180,000	$540,000
Other	$35,000	$35,000	$35,000	$105,000
Total	**$465,000**	**$465,000**	**$465,000**	**$1,395,000**

New Trail-Park on Flat Creek

Overview

Submitted By	Jonathan Cook, Parks Director
Request Owner	Tom Balk, Program Manager
Est. Start Date	10/01/2022
Est. Completion Date	12/31/2023
Department	Parks Services
Type	Capital Improvement
Project Number	32PRK1027

Description

Project to establish trailhead and soft surface trails in the Flat Creek corridor. Improvements include signage, trailhead lighting, beginner walking/biking trail loop, connectivity to more advanced rustic hiking and biking trails.

Images

Flat Creek

Utility Drive

Details

Cost Saving explanation	None
Useful life of Asset	30+ Years
Increase operational cost explanation	Operational expenses increase to take on significant acreage, trailhead parking, and limited improvements.
Type of Project	New Construction
Ranking	4
Strategic Goal	Enhance Quality of Life

Location

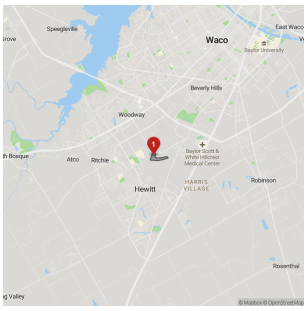

JUSTIFICATION

Supports goals outlined in 2017 Parks, Recreation & Open Space Master Plan
Supports Council goal to provide high quality economical city services
Priority funding is recommended to address these areas of needed park investment.

Capital Cost

Total Budget (all years)
$600K

Project Total
$600K

Capital Cost by Year

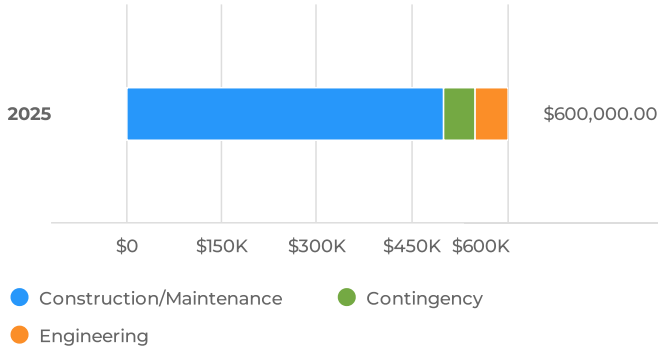

Capital Cost for Budgeted Years

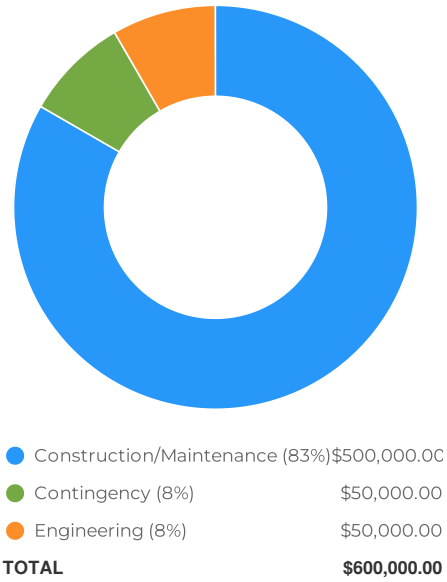

Capital Cost Breakdown

Capital Cost	FY2025	Total
Engineering	$50,000	$50,000
Construction/Maintenance	$500,000	$500,000
Contingency	$50,000	$50,000
Total	**$600,000**	**$600,000**

Funding Sources

Total Budget (all years)
$600K

Project Total
$600K

Funding Sources by Year

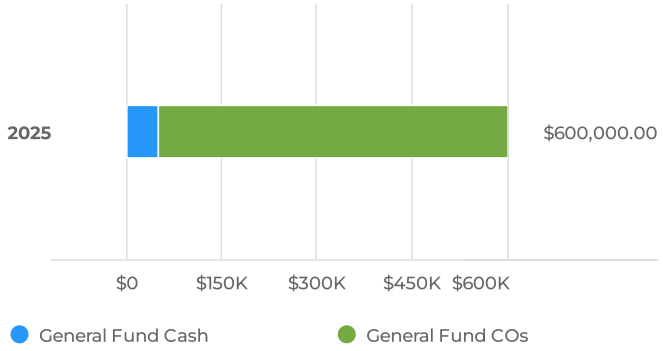

Funding Sources for Budgeted Years

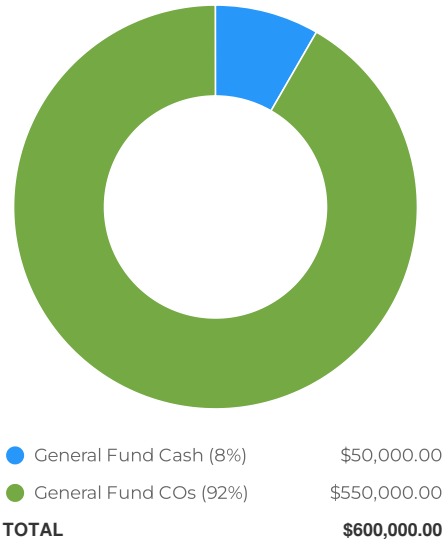

Funding Sources Breakdown

Funding Sources	FY2025	Total
General Fund Cash	$50,000	$50,000
General Fund COs	$550,000	$550,000
Total	**$600,000**	**$600,000**

Operational Costs

FY2023 Budget	Total Budget (all years)	Project Total
$170,000	$850K	$850K

Operational Costs by Year

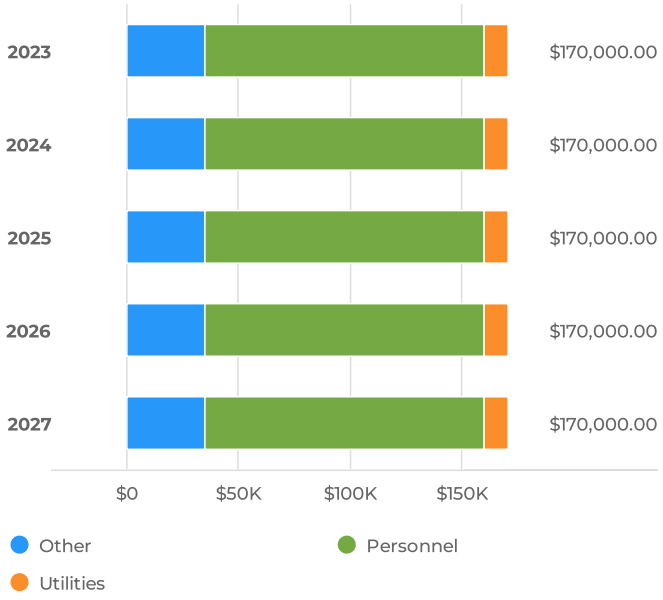

Operational Costs for Budgeted Years

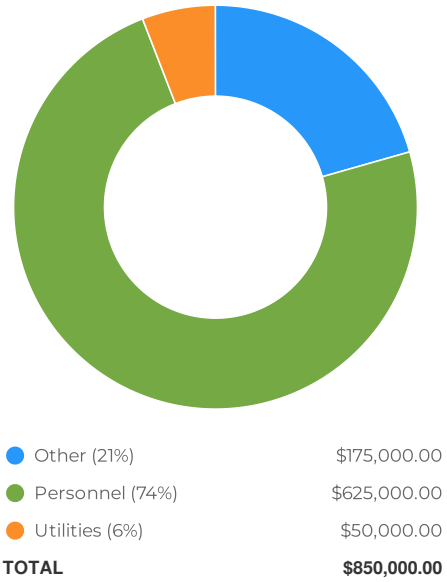

Operational Costs Breakdown

Operational Costs	FY2023	FY2024	FY2025	FY2026	FY2027	Total
Personnel	$125,000	$125,000	$125,000	$125,000	$125,000	$625,000
Utilities	$10,000	$10,000	$10,000	$10,000	$10,000	$50,000
Other	$35,000	$35,000	$35,000	$35,000	$35,000	$175,000
Total	**$170,000**	**$170,000**	**$170,000**	**$170,000**	**$170,000**	**$850,000**

Parkland Acquisition and Pavement Management Program

Overview

Submitted By	Jonathan Cook, Parks Director
Request Owner	Tom Balk, Program Manager
Est. Start Date	03/15/2023
Est. Completion Date	09/30/2028
Department	Parks Services
Type	Capital Improvement
Project Number	New

Description

FY 23 funds are requested to support efforts to close gaps in public access and expand existing parkland where appropriate.

The intent of this program is to provide replacement, asphalt mill and overlay, or sealant of the existing parking within the City of Waco parks in accordance with the current City of Waco standards. This citywide work is generally corresponds to one of the following strategies established by the Better Streets Waco Program:

- Reconstruction (Poor to Good): remove existing pavement (and base, when needed) for full replacement and establishment of a new dense grade hot mix asphalt surface
- Rehabilitation (Fair to Fair): mill the existing roadways to a depth of 2 inches and replace them with 2 inches of HMAC Asphalt.
- Preservation (Good to Good): protect theexisting pavement by sealing the surface of the existingasphalt and concrete streets.

Images

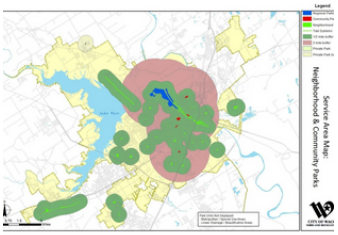

Service Area Gaps

Details

Cost Saving explanation	None
Useful life of Asset	30+ Years
Increase operational cost explanation	Operational expenses increase to take on care of new acreage.
Type of Project	Other improvement
Ranking	Multidepartment project

Location

Strategic Goal Enhance Quality of Life

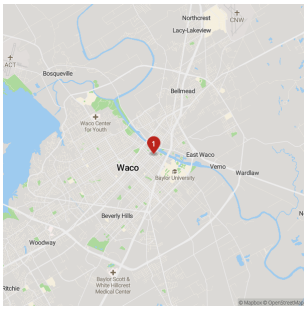

JUSTIFICATION

This program acquires needed land in strategic locations to eliminate park system gaps, particularly where existing residences are underserved by neighborhood and community parks. This is part of the City's commitment to provide every citizen with equal access to all services.

Supports goals outlined in 2017 Parks, Recreation & Open Space Master Plan
Supports Council goal to provide high quality economical city services
Priority funding is recommended to address these areas of needed park investment.

Projects selected for this strategy shall address rapidly deteriorating parking and allow the pavement program an opportunity to restore the segments back to their original or better than original condition. Reconstructed parking areas are designed to last for 20 years, but with proper maintenance the constructed pavements can last for many years beyondthe design life.

Capital Cost

FY2023 Budget	Total Budget (all years)	Project Total
$1,000,000	$9M	$9M

Capital Cost by Year

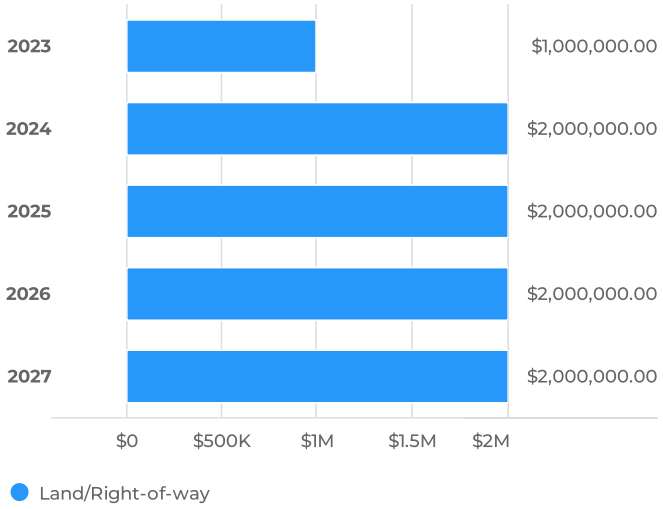

Capital Cost for Budgeted Years



Capital Cost Breakdown

Capital Cost	FY2023	FY2024	FY2025	FY2026	FY2027	Total
Land/Right-of-way	$1,000,000	$2,000,000	$2,000,000	$2,000,000	$2,000,000	$9,000,000
Total	**$1,000,000**	**$2,000,000**	**$2,000,000**	**$2,000,000**	**$2,000,000**	**$9,000,000**

Funding Sources

FY2023 Budget
$1,000,000

Total Budget (all years)
$9M

Project Total
$9M

Funding Sources by Year

Funding Sources for Budgeted Years

Funding Sources Breakdown

Funding Sources	FY2023	FY2024	FY2025	FY2026	FY2027	Total
General Fund COs	$1,000,000	$2,000,000	$2,000,000	$2,000,000	$2,000,000	$9,000,000
Total	**$1,000,000**	**$2,000,000**	**$2,000,000**	**$2,000,000**	**$2,000,000**	**$9,000,000**

Operational Costs

FY2023 Budget	Total Budget (all years)	Project Total
$250,000	$1.25M	$1.25M

Operational Costs by Year

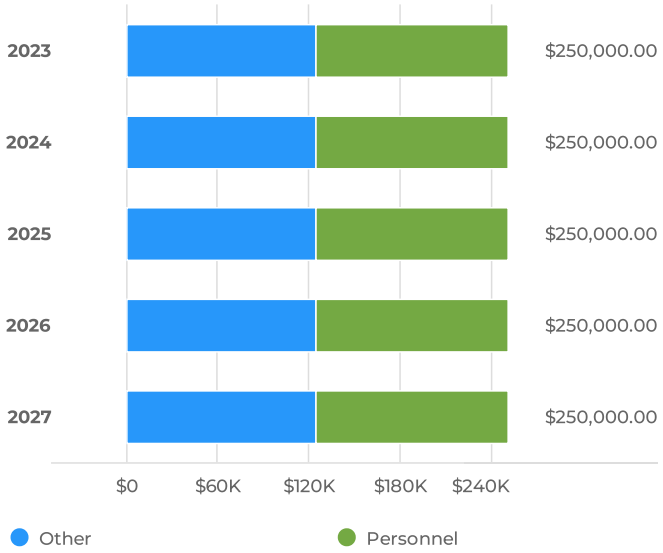

Operational Costs for Budgeted Years

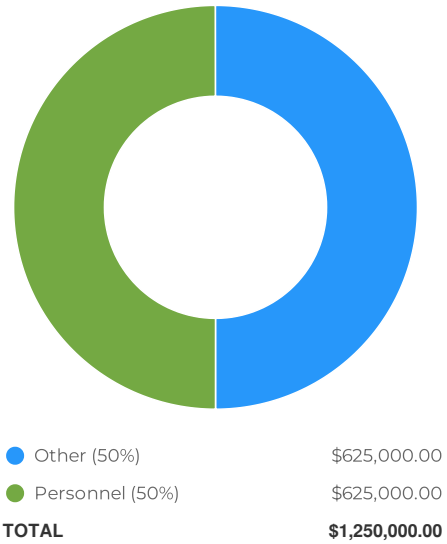

Operational Costs Breakdown

Operational Costs	FY2023	FY2024	FY2025	FY2026	FY2027	Total
Personnel	$125,000	$125,000	$125,000	$125,000	$125,000	$625,000
Other	$125,000	$125,000	$125,000	$125,000	$125,000	$625,000
Total	**$250,000**	**$250,000**	**$250,000**	**$250,000**	**$250,000**	**$1,250,000**

Riverwalk Redevelopment

Overview

Submitted By	Jonathan Cook, Parks Director
Request Owner	Tom Balk, Program Manager
Est. Start Date	04/01/2022
Est. Completion Date	09/30/2026
Department	Parks Services
Type	Capital Improvement
Project Number	New

Description

$16.5 million for design of Riverwalk improvements from Franklin Ave. to Baylor's Umphrey Bridge with estimated construction funding for Phase 1 (Clay to Umphrey). Work will include: raising the walk out of the floodplain, green space/event lawn, lighting, and improvements in the harbor area.

Images

Riverwalk Redevelopment Area Excerpt

Details

Cost Saving explanation	None
Useful life of Asset	30+ Years
Increase operational cost explanation	Operational expenses increase for new trail infrastructure and associated amenities.
Type of Project	Refurbishment
Ranking	7
Strategic Goal	Enhance Quality of Life

Location

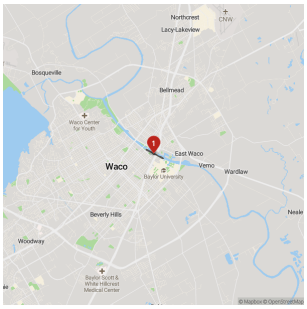

JUSTIFICATION

- Supports goals outlined in 2017 Parks, Recreation & Open Space Master Plan
- Supports Council goal to provide high quality economical city services
- Priority funding is recommended to address these areas of needed trail investment.

Capital Cost

FY2023 Budget	Total Budget (all years)	Project Total
$27,400,000	$27.4M	$27.4M

Capital Cost by Year

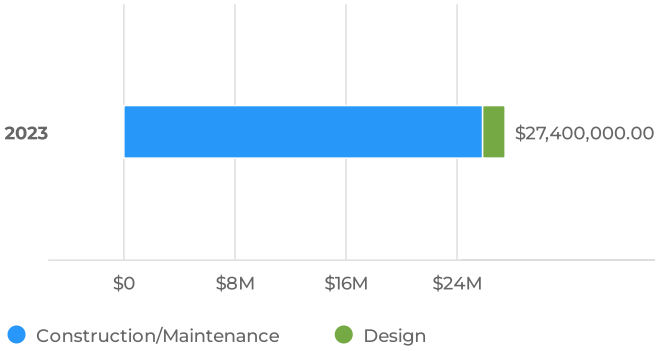

Capital Cost for Budgeted Years

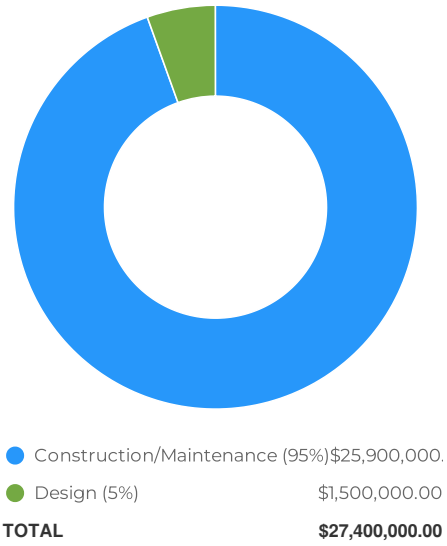

Capital Cost Breakdown

Capital Cost	FY2023	Total
Design	$1,500,000	$1,500,000
Construction/Maintenance	$25,900,000	$25,900,000
Total	**$27,400,000**	**$27,400,000**

Funding Sources

FY2023 Budget	Total Budget (all years)	Project Total
$27,400,000	$27.4M	$27.4M

Funding Sources by Year

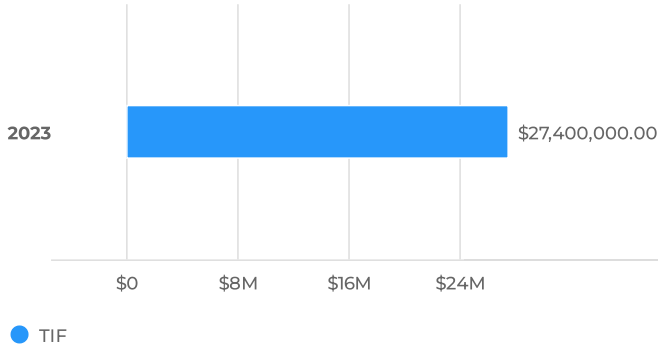

Funding Sources for Budgeted Years

Funding Sources Breakdown

Funding Sources	FY2023	Total
TIF	$27,400,000	$27,400,000
Total	**$27,400,000**	**$27,400,000**

Operational Costs

FY2023 Budget	Total Budget (all years)	Project Total
$422,000	$2.11M	$2.11M

Operational Costs by Year

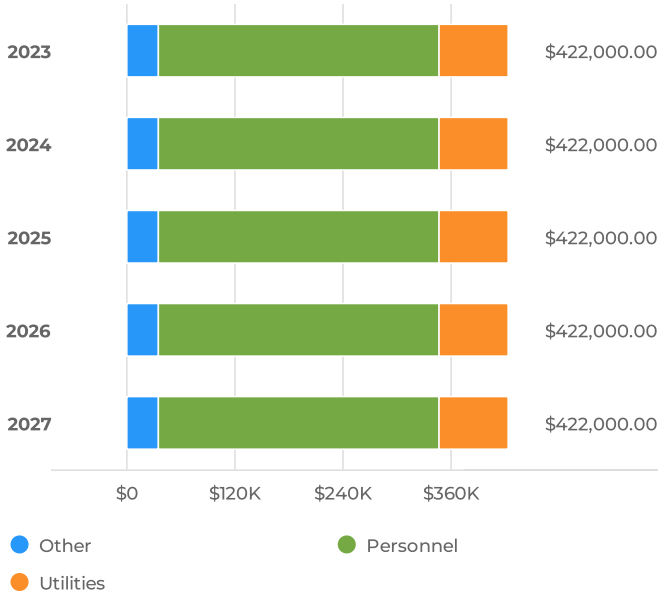

Operational Costs for Budgeted Years

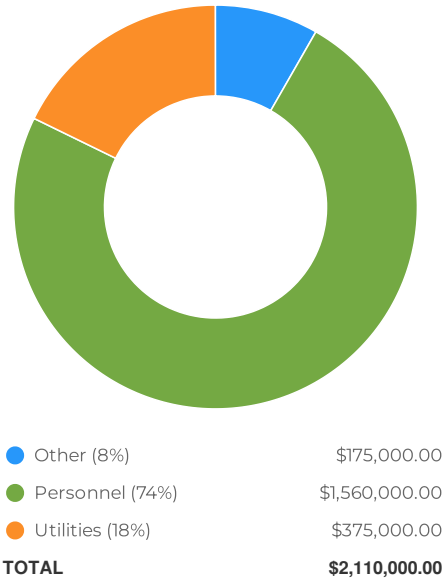

Operational Costs Breakdown

Operational Costs	FY2023	FY2024	FY2025	FY2026	FY2027	Total
Personnel	$312,000	$312,000	$312,000	$312,000	$312,000	$1,560,000
Utilities	$75,000	$75,000	$75,000	$75,000	$75,000	$375,000
Other	$35,000	$35,000	$35,000	$35,000	$35,000	$175,000
Total	**$422,000**	**$422,000**	**$422,000**	**$422,000**	**$422,000**	**$2,110,000**

AIRPORT SERVICES REQUESTS

Airport Administration Office Modernization

Overview

Submitted By	Cody Mathis, AIRPORT OPERATIONS MANAGER
Request Owner	Tamara Whitfield, Business Support Specialist
Est. Start Date	11/01/2023
Est. Completion Date	10/31/2024
Department	Airport Services
Type	Capital Improvement
Project Number	New Project

Description

This would include new carpets, wall covering, light fixtures and possibly recreating of office space needed for staffing growth. CPI increase of 18% has been added.

Images



Airport Administration Office Modernization

Airport Administration Office Modernization

Details

Cost Saving explanation	N/A
Useful life of Asset	20 Years
Type of Project	Refurbishment
Ranking	2
Strategic Goal	Improve Infrastructure

Location

Address: 7909 Karl May Drive

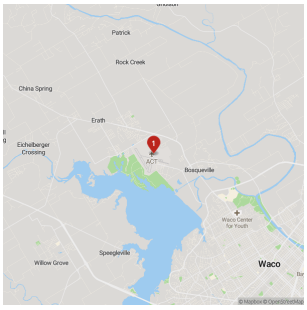

JUSTIFICATION

The administration office has not been modernized since 2008.

Capital Cost

FY2023 Budget	Total Budget (all years)	Project Total
$501,500	$501.5K	$501.5K

Capital Cost by Year

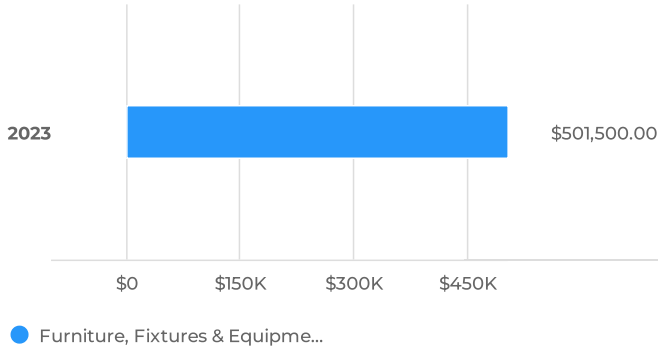

Capital Cost for Budgeted Years



Capital Cost Breakdown

Capital Cost	FY2023	Total
Furniture, Fixtures & Equipment	$501,500	$501,500
Total	**$501,500**	**$501,500**

Funding Sources

FY2023 Budget	Total Budget (all years)	Project Total
$501,500	$501.5K	$501.5K

Funding Sources by Year

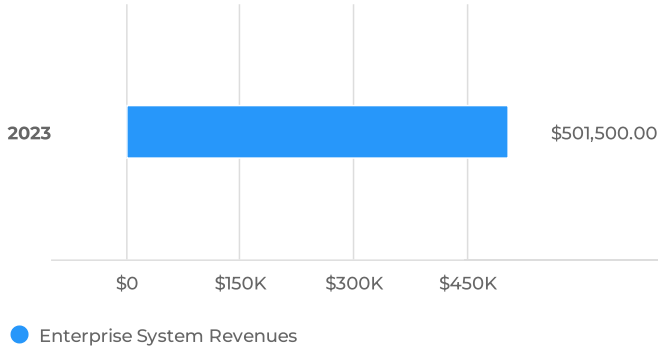

Funding Sources for Budgeted Years



Funding Sources Breakdown

Funding Sources	FY2023	Total
Enterprise System Revenues	$501,500	$501,500
Total	**$501,500**	**$501,500**

Extend Service Road

Overview

Submitted By	Cody Mathis, AIRPORT OPERATIONS MANAGER
Request Owner	Tamara Whitfield, Business Support Specialist
Est. Start Date	11/01/2023
Est. Completion Date	05/31/2024
Department	Airport Services
Type	Capital Improvement
Project Number	New Project

Description

The service road extension project is a final component toward connecting the airport perimeter roadway. The service road extension is needed to fully integrate and gain the full and intended use of the airport perimeter road.

Images

Details

Cost Saving explanation	NA
Useful life of Asset	20 Years
Increase operational cost explanation	None
Type of Project	Other improvement
Ranking	Grant Project
Strategic Goal	Improve Infrastructure

Location

Address: 7909 Karl May Drive

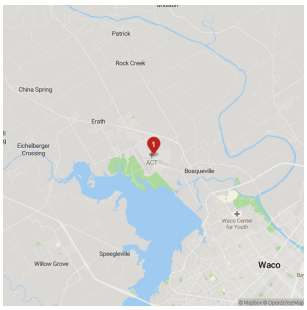

JUSTIFICATION

The service road extension is an integral component of airport operations and is used on a daily basis for airfield maintenance activities. The road is used to monitor the airport perimeter fence to assure the 1542 airport security plan is maintained. The road is also used to monitor and assure effective management of wildlife hazards as part of the airport's FAR Part 139 certificate requirement. The need for the service road was originally identified as a runway incursion initiative and justified on a basis of eliminating vehicular crossings of active runways.

Capital Cost

Total Budget (all years)
$206.5K

Project Total
$206.5K

Capital Cost by Year

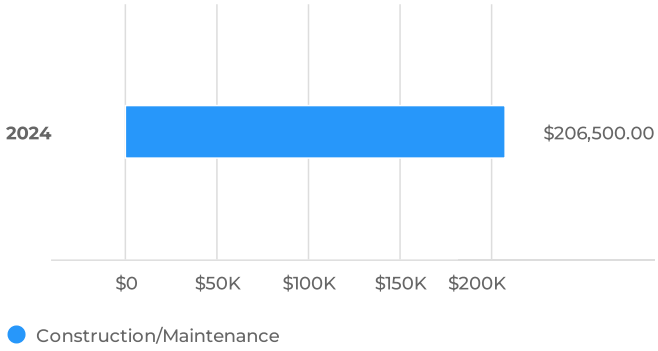

Capital Cost for Budgeted Years



Capital Cost Breakdown

Capital Cost	FY2024	Total
Construction/Maintenance	$206,500	$206,500
Total	**$206,500**	**$206,500**

Funding Sources

Total Budget (all years)
$206.5K

Project Total
$206.5K

Funding Sources by Year

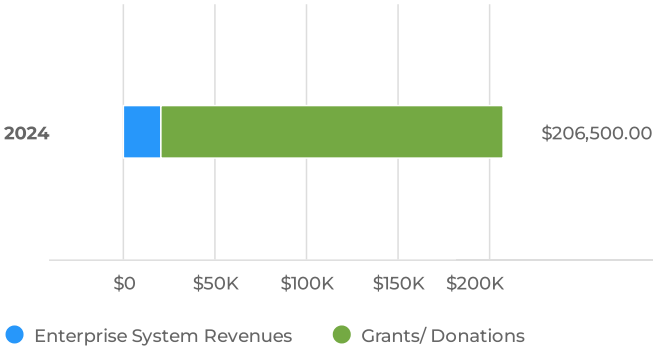

Funding Sources for Budgeted Years

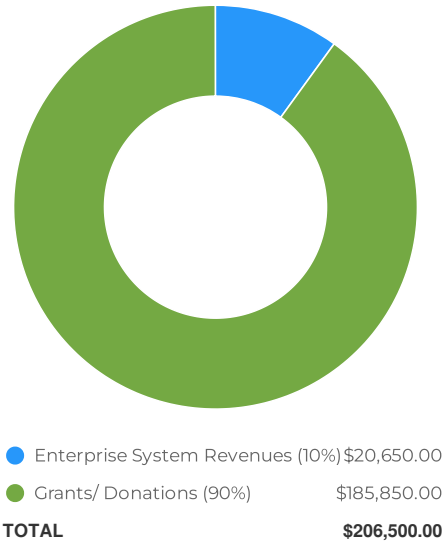

Funding Sources Breakdown

Funding Sources	FY2024	Total
Enterprise System Revenues	$20,650	$20,650
Grants/ Donations	$185,850	$185,850
Total	**$206,500**	**$206,500**

Improve Airport Drainage (WHA Mitigation), Phase 1 (Construction)

Overview

Submitted By	Cody Mathis, AIRPORT OPERATIONS MANAGER
Request Owner	Tamara Whitfield, Business Support Specialist
Est. Start Date	01/30/2023
Est. Completion Date	09/30/2023
Department	Airport Services
Type	Capital Improvement
Project Number	68GA2002

Description

This project will improve storm water movement to remove an attractant for nuisance wildlife.

Images

Improve Airport Drainage

Details

Cost Saving explanation	NA
Useful life of Asset	15 Years
Increase operational cost explanation	None
Type of Project	Other improvement
Ranking	Grant Project
Strategic Goal	Improve Infrastructure

Location

Address: 7909 Karl May Drive

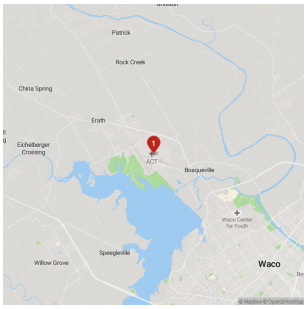

JUSTIFICATION

This project was identified in the airport's FAA-approved Wildlife Hazard Management Plan as a necessary improvement to the airfield's drainage capabilities and will help in the movement of stormwater through the airport. Project prioritization was changed in FY2020 due to a revision of the airport's ACIP by the FAA's Program Management office.

Capital Cost

FY2023 Budget	Total Budget (all years)	Project Total
$1,225,000	$1.225M	$1.225M

Capital Cost by Year

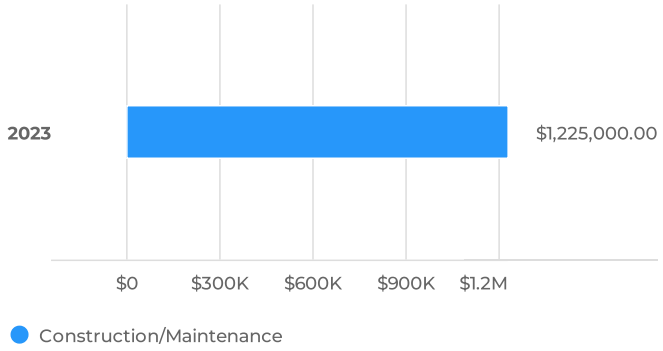

Capital Cost for Budgeted Years



Capital Cost Breakdown

Capital Cost	FY2023	Total
Construction/Maintenance	$1,225,000	$1,225,000
Total	**$1,225,000**	**$1,225,000**

Funding Sources

FY2023 Budget	Total Budget (all years)	Project Total
$1,225,000	$1.225M	$1.225M

Funding Sources by Year

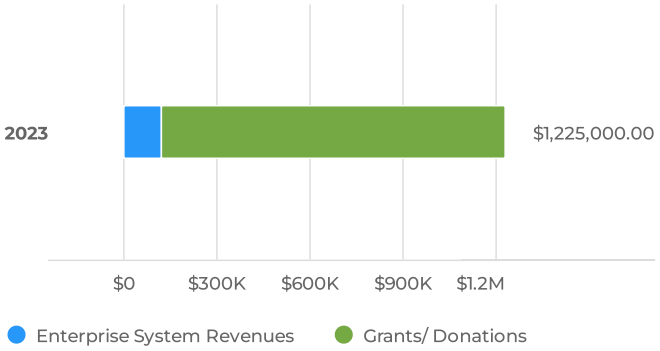

Funding Sources for Budgeted Years

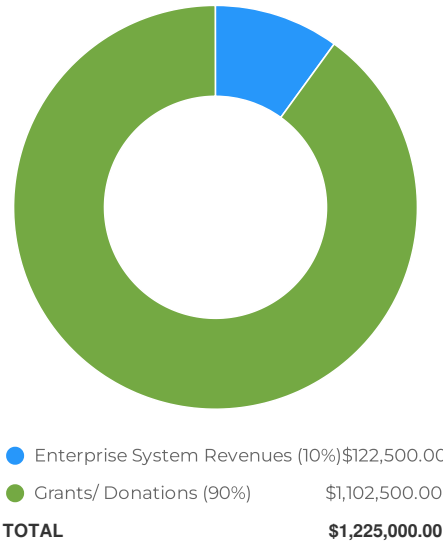

Funding Sources Breakdown

Funding Sources	FY2023	Total
Enterprise System Revenues	$122,500	$122,500
Grants/ Donations	$1,102,500	$1,102,500
Total	**$1,225,000**	**$1,225,000**

Reconstruct Apron (Phase III)

Overview

Submitted By	Cody Mathis, AIRPORT OPERATIONS MANAGER
Request Owner	Tamara Whitfield, Business Support Specialist
Est. Start Date	11/01/2023
Est. Completion Date	05/31/2024
Department	Airport Services
Type	Capital Improvement
Project Number	New Project

Description

The airport has been implementing an ongoing program to reconstruct the aircraft terminal parking aprons in priority areas. The existing pavement is well beyond the conclusion of its service life. The Phase III Apron section consists of approximately 12,200 square yards, removes existing asphalt pavement, and replaces it with Portland Cement Concrete. Reconstruction within the scope of this project transitions two previously completed concrete sections on two sides of the project limits. The reconstructed pavement will eliminate ongoing and costly maintenance and reduce the potential for foreign object damage (FOD) due to the life of the current pavement.

Images

Reconstruct Apron- Phase III

Details

Cost Saving explanation	NA
Useful life of Asset	20 Years
Increase operational cost explanation	None
Type of Project	Other improvement
Ranking	Grant Project
Strategic Goal	Improve Infrastructure

Location

Address: 7909 Karl May Drive

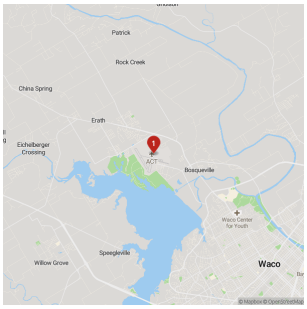

JUSTIFICATION

The reconstructed terminal apron will extend the service life of the pavement surrounding the aircraft parking apron and reduce an increased risk of FOD potential due to the age of the existing pavement.

Capital Cost

Total Budget (all years)
$3.949M

Project Total
$3.949M

Capital Cost by Year

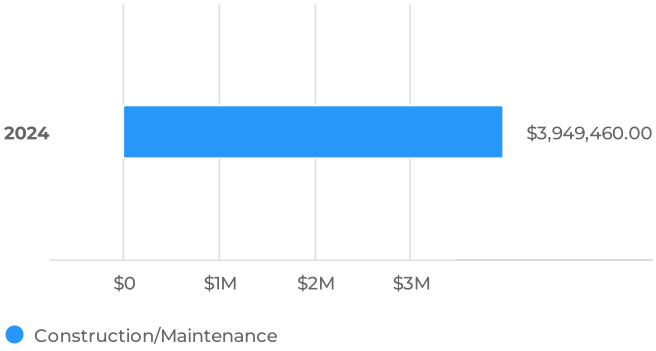

Capital Cost for Budgeted Years



Capital Cost Breakdown

Capital Cost	FY2024	Total
Construction/Maintenance	$3,949,460	$3,949,460
Total	**$3,949,460**	**$3,949,460**

Funding Sources

Total Budget (all years)
$3.949M

Project Total
$3.949M

Funding Sources by Year

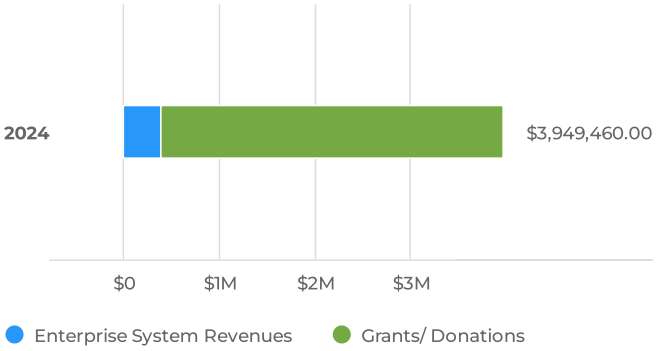

Funding Sources for Budgeted Years

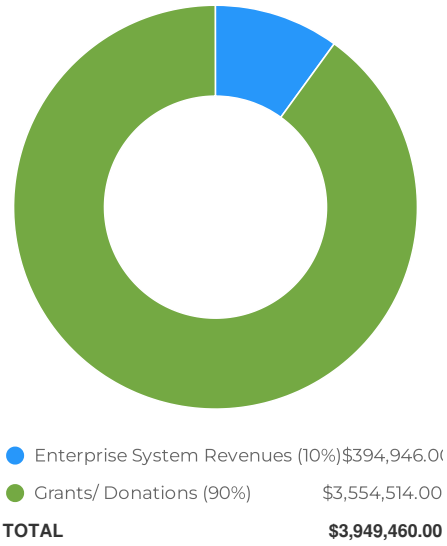

Funding Sources Breakdown

Funding Sources	FY2024	Total
Enterprise System Revenues	$394,946	$394,946
Grants/ Donations	$3,554,514	$3,554,514
Total	**$3,949,460**	**$3,949,460**

Rehabilitate Runway 1/19 Design & Construction

Overview

Submitted By	Cody Mathis, AIRPORT OPERATIONS MANAGER
Request Owner	Tamara Whitfield, Business Support Specialist
Est. Start Date	11/01/2023
Est. Completion Date	08/31/2024
Department	Airport Services
Type	Capital Improvement
Project Number	New Project

Description

Waco Regional Airport completed a comprehensive Pavement Management Program in 2019 in accordance with ASTM D5340-12 and FAA Advisory Circular 150/5380-7B. The final report dated September 2019 developed a comprehensive assessment of all aviation pavements and serves as a blueprint for prioritizing ongoing maintenance and capital funding priorities. Both runways are asphalt concrete and nearing the end of their overall service life. This project proposes near-term rehabilitation of the surface course to extend the useful life of the overall runway pavement system. If deferred, the pavement wearing surface will continue to decline below satisfactory levels. To preserve and extend the useful life of the pavement, a mill and overlay of the asphalt surface is proposed and the project will include restriping and grooving.

Images

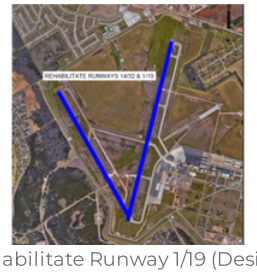

Rehabilitate Runway 1/19 (Design)

This project was originally for both runways, but the FAA Program Management has refocused grant funding options to the primary runway 1/19 only.

Details

Cost Saving explanation	NA
Useful life of Asset	15 Years
Increase operational cost explanation	The use of the Grant Funds awarded means less money needed from City budget.
Type of Project	Refurbishment
Ranking	Grant Project
Strategic Goal	Improve Infrastructure

Location

Address: 7909 Karl May Drive

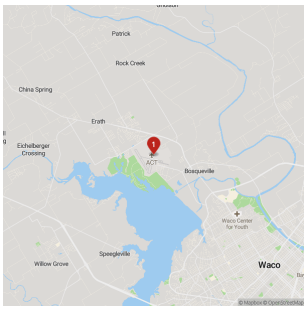

JUSTIFICATION

When complete, the project will achieve the following benefits:

1. Fully functioning runways with extended service life of the runway pavement system
2. Improved markings
3. Improved friction characteristics
4. Enhanced safety of operations by reducing the risk of FOD potential due to the age of the existing pavements

Capital Cost

Total Budget (all years)
$13.228M

Project Total
$13.228M

Capital Cost by Year

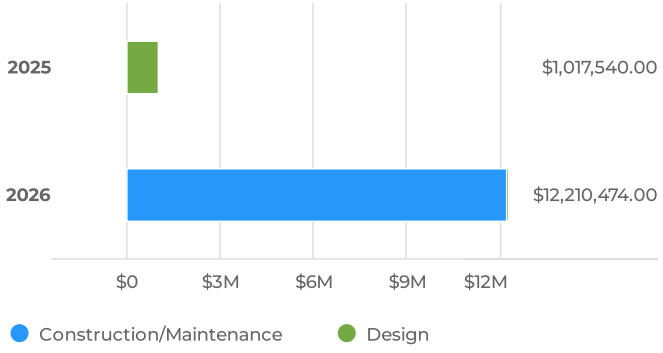

Capital Cost for Budgeted Years

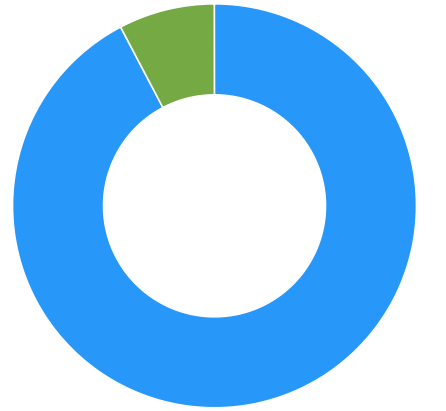

Capital Cost Breakdown

Capital Cost	FY2025	FY2026	Total
Design	$1,017,540		$1,017,540
Construction/Maintenance		$12,210,474	$12,210,474
Total	**$1,017,540**	**$12,210,474**	**$13,228,014**

Funding Sources

Total Budget (all years)
$13.228M

Project Total
$13.228M

Funding Sources by Year

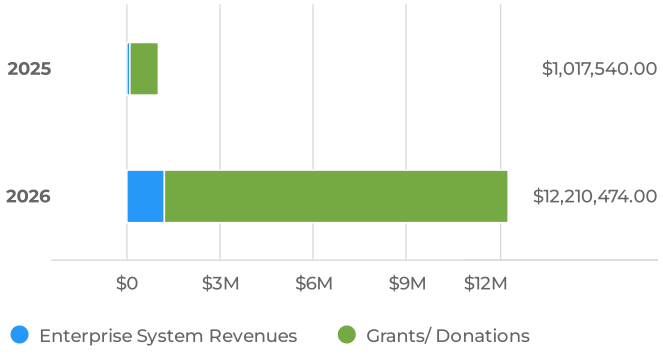

Funding Sources for Budgeted Years

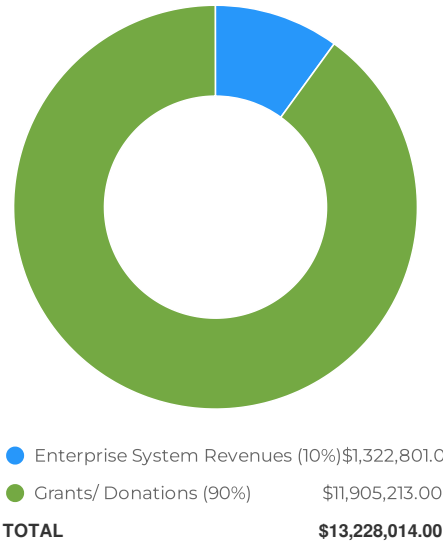

Funding Sources Breakdown

Funding Sources	FY2025	FY2026	Total
Enterprise System Revenues	$101,754	$1,221,047	$1,322,801
Grants/ Donations	$915,786	$10,989,427	$11,905,213
Total	**$1,017,540**	**$12,210,474**	**$13,228,014**

Terminal Building Modernization-Phase II

Overview

Submitted By	Cody Mathis, AIRPORT OPERATIONS MANAGER
Request Owner	Tamara Whitfield, Business Support Specialist
Est. Start Date	11/01/2024
Est. Completion Date	10/31/2025
Department	Airport Services
Type	Capital Improvement
Project Number	New Project

Description

Exterior updates on light fixtures and exterior features include the driveway awnings, facade, and patio for food and beverage space to compliment the newly renovated interior modernization.

Images

Terminal Building Modernization-Phase II

Details

Cost Saving explanation	N?A
Useful life of Asset	20 Years
Type of Project	Refurbishment
Ranking	1
Strategic Goal	Improve Infrastructure

Location

Address: 7909 Karl May Drive

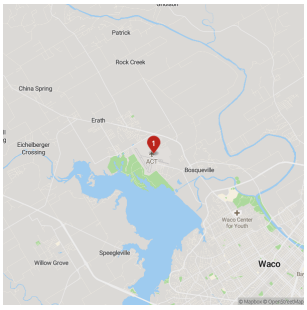

JUSTIFICATION

The exterior of the terminal building has not been renovated since 1999.

Capital Cost

Total Budget (all years)
$1.18M

Project Total
$1.18M

Capital Cost by Year

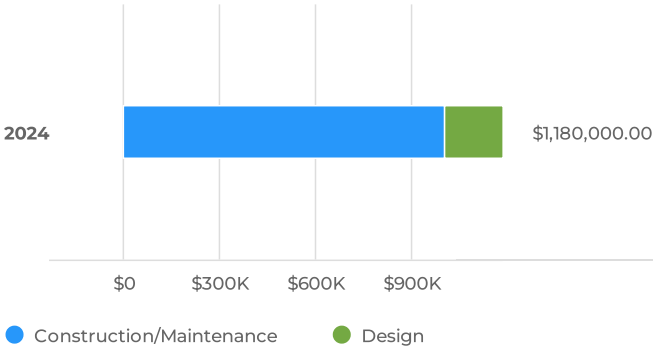

Capital Cost for Budgeted Years

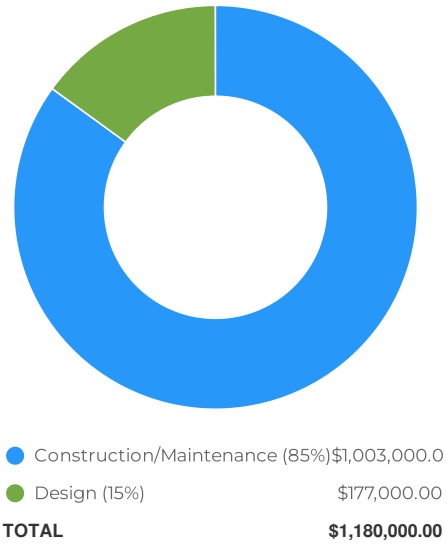

Capital Cost Breakdown

Capital Cost	FY2024	Total
Design	$177,000	$177,000
Construction/Maintenance	$1,003,000	$1,003,000
Total	**$1,180,000**	**$1,180,000**

Funding Sources

Total Budget (all years)
$1.18M

Project Total
$1.18M

Funding Sources by Year

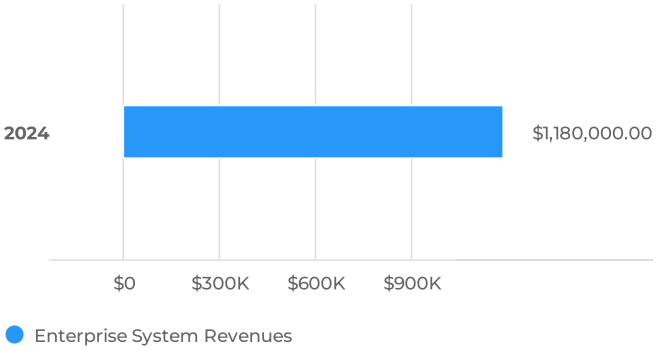

Funding Sources for Budgeted Years

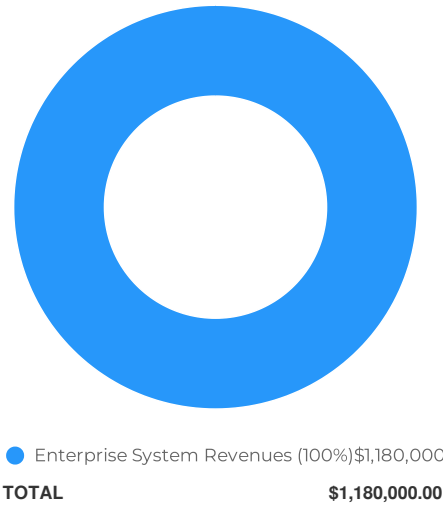

Funding Sources Breakdown

Funding Sources	FY2024	Total
Enterprise System Revenues	$1,180,000	$1,180,000
Total	**$1,180,000**	**$1,180,000**

WASTEWATER DEPARTMENT REQUESTS

Interceptor & Lift Station Improvements

Overview

Submitted By	Lisa Tyer, Dir Utilities
Request Owner	Lisa Tyer, Dir Utilities
Est. Start Date	08/07/2023
Est. Completion Date	08/05/2024
Department	Wastewater Department
Type	Capital Improvement
Project Number	61WW2002

Description

Repair, Replace, Rehabilitate, lift stations and pumps.

Images

Details

Useful life of Asset	50
Cost Saving explanation	The repair/rehab/replace infrastructure will have a increase asset life and require less maintenance.
Increase operational cost explanation	None
Type of Project	Improvement
Ranking	2
Strategic Goal	Improve Infrastructure

Location

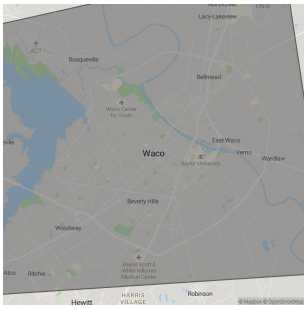

JUSTIFICATION

Lift stations are a vital part of the sewer collection system. Currently, the City of Waco has 64 lift stations as compared to the City of Ft. Worth who operates 35 lift stations, City of Dallas who operates 15 lift stations, and the City of Austin who operates 23 lift stations. This requires our City to have more pumps, perform more maintenance, more equipment and more personnel to manage these lift stations. These funds allow for pumps and other items to be replaced prior to failure.

Capital Cost

FY2023 Budget	Total Budget (all years)	Project Total
$1,225,000	$4.374M	$4.374M

Capital Cost by Year

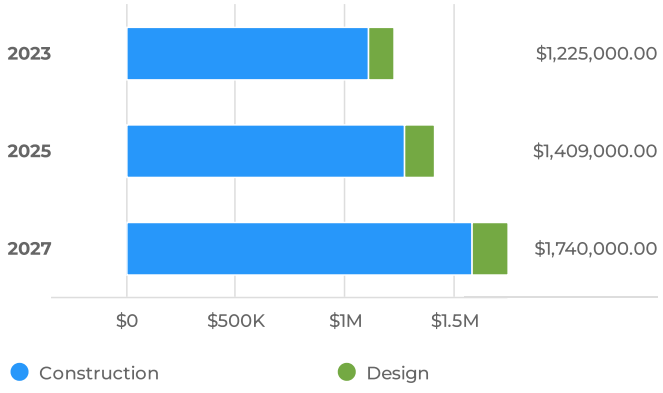

Capital Cost for Budgeted Years

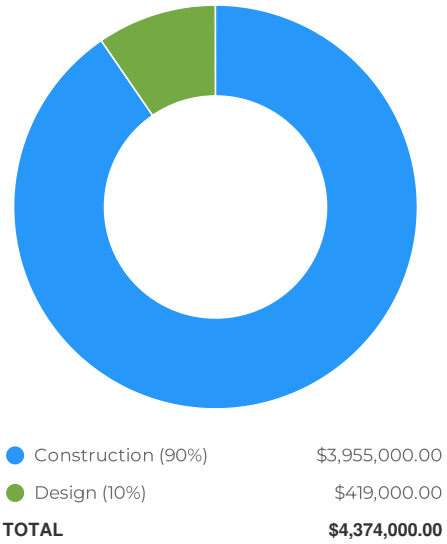

Capital Cost Breakdown

Capital Cost	FY2023	FY2025	FY2027	Total
Design	$120,000	$139,000	$160,000	$419,000
Construction	$1,105,000	$1,270,000	$1,580,000	$3,955,000
Total	**$1,225,000**	**$1,409,000**	**$1,740,000**	**$4,374,000**

Funding Sources

FY2023 Budget	Total Budget (all years)	Project Total
$1,225,000	$4.374M	$4.374M

Funding Sources by Year

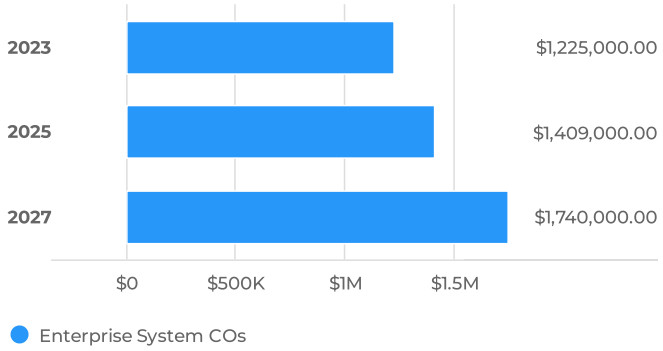

Funding Sources for Budgeted Years

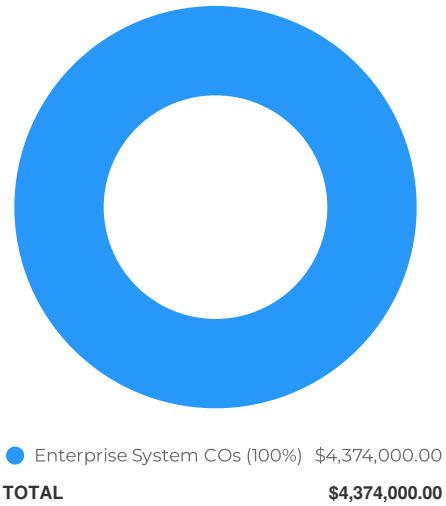

Funding Sources Breakdown

Funding Sources	FY2023	FY2025	FY2027	Total
Enterprise System COs	$1,225,000	$1,409,000	$1,740,000	$4,374,000
Total	**$1,225,000**	**$1,409,000**	**$1,740,000**	**$4,374,000**

Wastewater Gateway to Flat Creek Interceptor

Overview

Submitted By	Lisa Tyer, Dir Utilities
Request Owner	Lisa Tyer, Dir Utilities
Est. Start Date	01/09/2023
Est. Completion Date	12/19/2024
Department	Wastewater Department
Type	Capital Improvement
Project Number	New Project

Description

This project will replace a 12" wastewater line with either a 30 - 36" line to Flat Creek Interceptor. There is a potential for part of this project to be funded via a developer's agreement.

Images

Details

Useful life of Asset	50 years
Cost Saving explanation	N/A
Increase operational cost explanation	None
Type of Project	New Construction
Ranking	4
Strategic Goal	Improve Infrastructure

Location

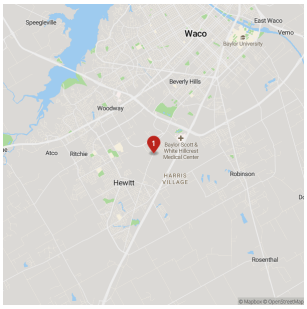

JUSTIFICATION

The current wastewater line has minimal capacity and will only allow for limited additional flows, 500 GPM. This is not sufficient to allow for development.

Capital Cost

FY2023 Budget	Total Budget (all years)	Project Total
$13,000,000	$13M	$13M

Capital Cost by Year

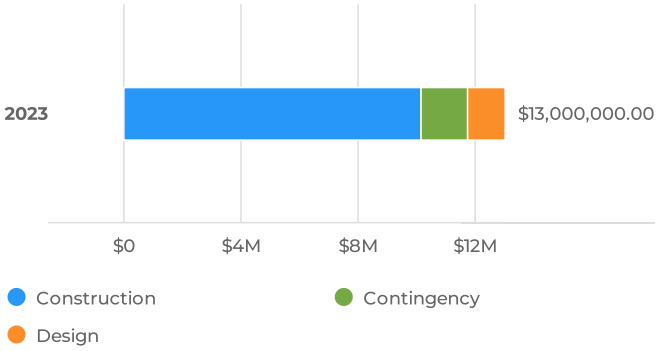

Capital Cost for Budgeted Years

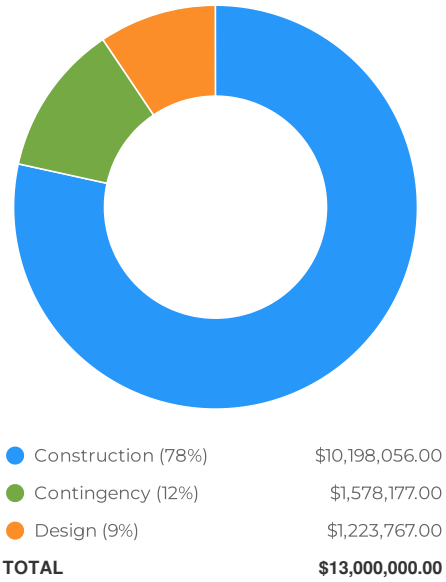

Capital Cost Breakdown

Capital Cost	FY2023	Total
Design	$1,223,767	$1,223,767
Construction	$10,198,056	$10,198,056
Contingency	$1,578,177	$1,578,177
Total	**$13,000,000**	**$13,000,000**

Funding Sources

FY2023 Budget
$13,000,000

Total Budget (all years)
$13M

Project Total
$13M

Funding Sources by Year

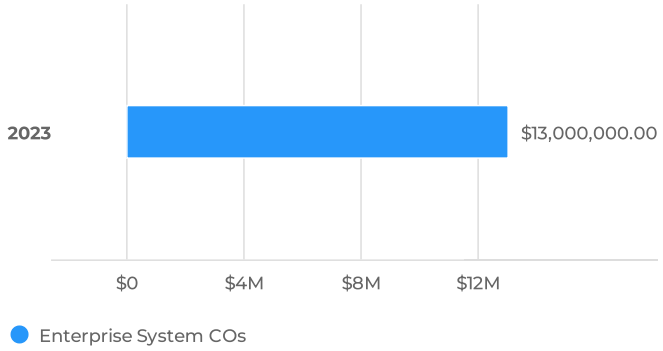

Funding Sources for Budgeted Years



Funding Sources Breakdown

Funding Sources	FY2023	Total
Enterprise System COs	$13,000,000	$13,000,000
Total	**$13,000,000**	**$13,000,000**

Wastewater System Improvements

Overview

Submitted By	Lisa Tyer, Dir Utilities
Request Owner	Lisa Tyer, Dir Utilities
Est. Start Date	06/05/2023
Est. Completion Date	12/30/2024
Department	Wastewater Department
Type	Capital Improvement
Project Number	New Projects

Description

Replace, repair, rehabilitate sewer lines.

Images

Details

Useful life of Asset	100
Cost Saving explanation	The repair/rehab/replace infrastructure will have a increase asset life and require less maintenance.
Increase operational cost explanation	None
Type of Project	Improvement
Ranking	3
Strategic Goal	Improve Infrastructure

Location

JUSTIFICATION

The Master Plan identified over $109,000,000 in 2015 dollars in wastewater system improvements. The identified projects consisted of sewer system problems, from bellies, to line deterioration, to problematic areas that all need to be replaced/repaired or rehabilitated. Additionally, funds are utilized to replace sewer lines in conjunction with Street Department projects, and utility emergencies.

Funding for Streets is

2023 - $2,000,000

2024 - $2,000,000

2025 - $2,000,000

2026 - $2,000,000

2027 - $2,000,000

Total $10,000,000

Capital Cost

FY2023 Budget
$7,480,000

Total Budget (all years)
$38.175M

Project Total
$38.175M

Capital Cost by Year

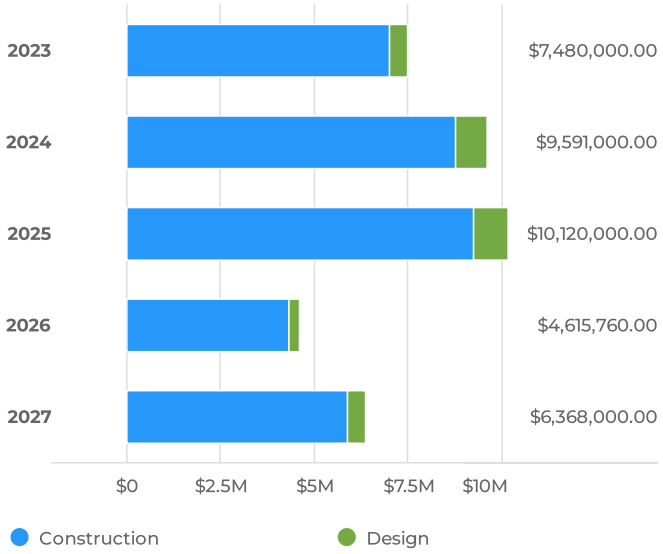

Capital Cost for Budgeted Years

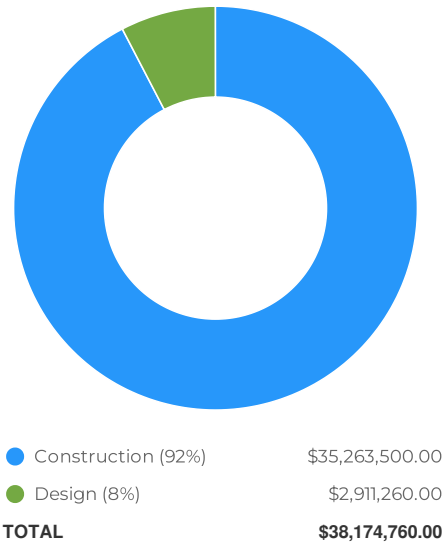

Capital Cost Breakdown

Capital Cost	FY2023	FY2024	FY2025	FY2026	FY2027	Total
Design	$480,000	$813,000	$870,000	$280,260	$468,000	$2,911,260
Construction	$7,000,000	$8,778,000	$9,250,000	$4,335,500	$5,900,000	$35,263,500
Total	**$7,480,000**	**$9,591,000**	**$10,120,000**	**$4,615,760**	**$6,368,000**	**$38,174,760**

Funding Sources

FY2023 Budget
$7,480,000

Total Budget (all years)
$38.175M

Project Total
$38.175M

Funding Sources by Year

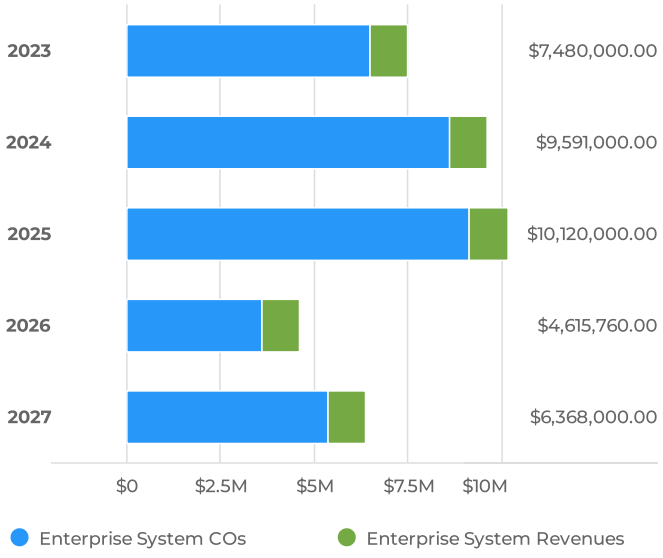

Funding Sources for Budgeted Years

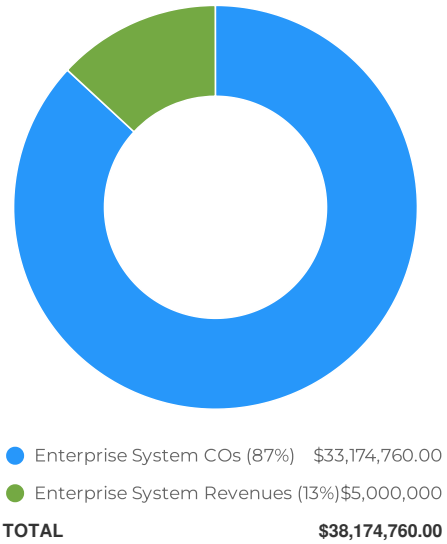

Funding Sources Breakdown

Funding Sources	FY2023	FY2024	FY2025	FY2026	FY2027	Total
Enterprise System Revenues	$1,000,000	$1,000,000	$1,000,000	$1,000,000	$1,000,000	$5,000,000
Enterprise System COs	$6,480,000	$8,591,000	$9,120,000	$3,615,760	$5,368,000	$33,174,760
Total	**$7,480,000**	**$9,591,000**	**$10,120,000**	**$4,615,760**	**$6,368,000**	**$38,174,760**

Wastewater Treatment Plant

Overview

Submitted By	Lisa Tyer, Dir Utilities
Request Owner	Lisa Tyer, Dir Utilities
Est. Start Date	07/10/2023
Est. Completion Date	04/12/2027
Department	Wastewater Department
Type	Capital Improvement
Project Number	New Project

Description

Funds to construct a new wastewater treatment plant at either Haley Hill or the China Spring area as growth dictates.

Images

Details

Useful life of Asset	50+
Cost Saving explanation	n/a
Increase operational cost explanation	Staff to work the facility, vehicle, computer, other equipment, additional maintenance, utilities
Type of Project	New Construction
Ranking	1
Strategic Goal	Improve Infrastructure

Location

JUSTIFICATION

The China Spring and Highway 84 Corridor/Speegleville Rd areas continue to grow. A determination as to which plant should be built and when will be based on future growth, the success of the interim solutions currently being constructed, and an updated master plan.

China Spring Area - Capacity in the East Bank Interceptor, the sewer line that runs on the North side of the Brazos River along Martin Luther King Jr. Boulevard also carries waste from several industries, the industrial area near TSTC, and the City of Lacy Lakeview. Increasing the size and capacity of that interceptor or laying a parallel line would likely be cost prohibitive

and extremely disruptive to businesses and traffic along Martin Luther King Jr. Boulevard. The China Spring wastewater plant would preserve capacity in the East Bank Interceptor, allowing additional capacity for the industrial area and East Waco. The City conducted a cost comparative survey and the cost of the plant was less than rebuilding the east bank line.

Highway 84 Corridor - Capacity in the Upper Flat Creek Interceptor has limited capacity. increasing the Cottonwood Interceptor would be disruptive to traffic on Imperial Drive and other roadways in the industrial corridor where Refresca, Mars-Wrigley, Allergan and many other industries reside.

Capital Cost

FY2023 Budget
$3,000,000

Total Budget (all years)
$34.5M

Project Total
$34.5M

Capital Cost by Year

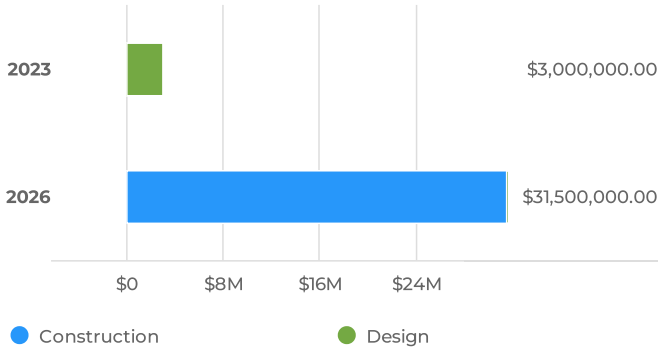

Capital Cost for Budgeted Years

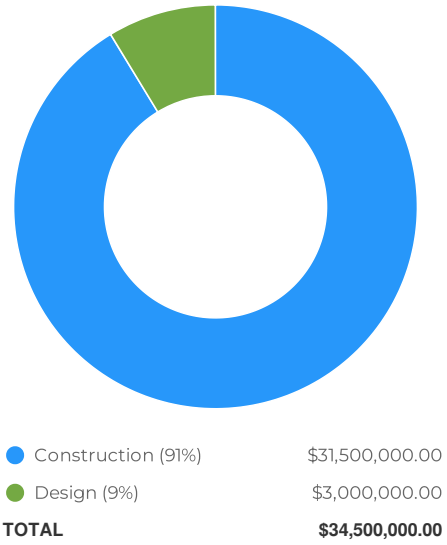

Capital Cost Breakdown

Capital Cost	FY2023	FY2026	Total
Design	$3,000,000		$3,000,000
Construction		$31,500,000	$31,500,000
Total	**$3,000,000**	**$31,500,000**	**$34,500,000**

Funding Sources

FY2023 Budget	Total Budget (all years)	Project Total
$3,000,000	$34.5M	$34.5M

Funding Sources by Year

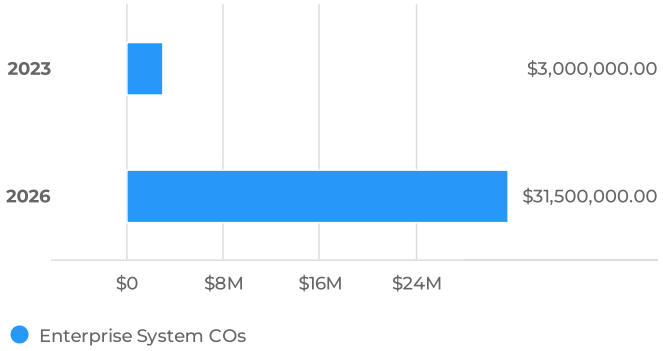

Funding Sources for Budgeted Years



Funding Sources Breakdown

Funding Sources	FY2023	FY2026	Total
Enterprise System COs	$3,000,000	$31,500,000	$34,500,000
Total	**$3,000,000**	**$31,500,000**	**$34,500,000**

Operational Costs

Total Budget (all years)
$130K

Project Total
$130K

Operational Costs by Year

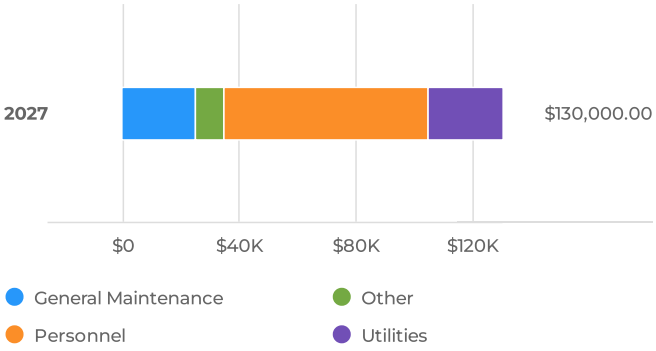

Operational Costs for Budgeted Years

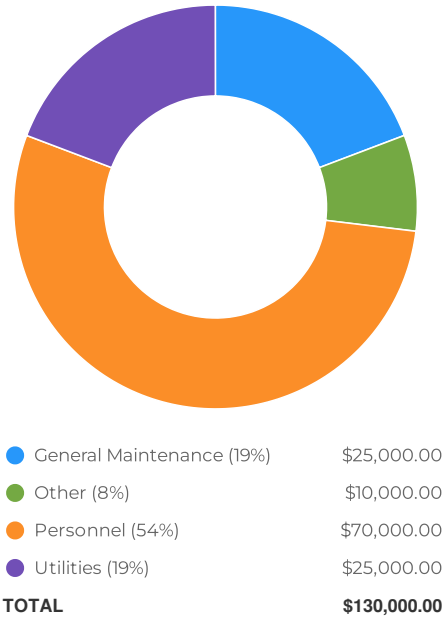

Operational Costs Breakdown

Operational Costs	FY2027	Total
Utilities	$25,000	$25,000
General Maintenance	$25,000	$25,000
Other	$10,000	$10,000
Personnel	$70,000	$70,000
Total	**$130,000**	**$130,000**

FACILITIES REQUESTS

City Hall Elevator Modernization

Overview

Submitted By	Kelly Holecek, Dir General Srvcs
Request Owner	Derrick Oltmann, Facilities Project Manager
Est. Start Date	11/02/2026
Est. Completion Date	03/31/2027
Department	Facilities
Type	Capital Improvement
Project Number	New Project

Description

Modernization of City Hall Elevator Controls Equipment

Images

Details

Cost Saving explanation	Modernized controls will reduce repair times, frequency and cost of sourcing older parts
Useful life of Asset	25
Type of Project	Refurbishment
Ranking	4
Strategic Goal	Improve Infrastructure

Location

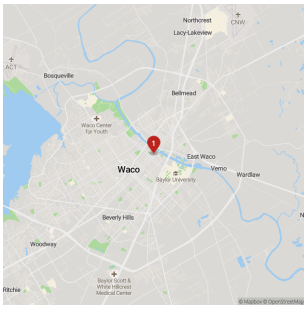

JUSTIFICATION

These elevator controls were installed in 2001. Since existing components are aging, reliability is affected and repair times may be extended, since replacement parts are harder to source and the older technology is more difficult to troubleshoot and repair.

Capital Cost

Total Budget (all years)
$325K

Project Total
$325K

Capital Cost by Year

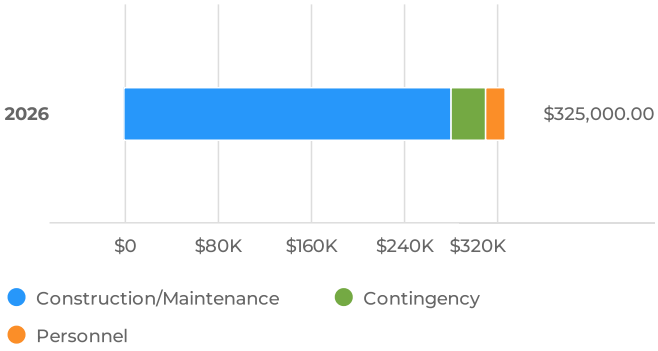

Capital Cost for Budgeted Years

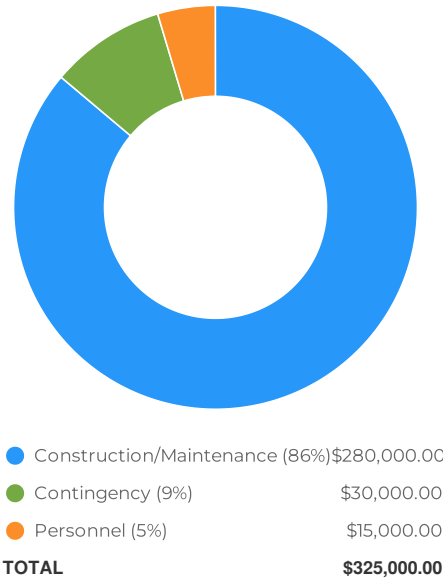

Capital Cost Breakdown

Capital Cost	FY2026	Total
Construction/Maintenance	$280,000	$280,000
Contingency	$30,000	$30,000
Personnel	$15,000	$15,000
Total	**$325,000**	**$325,000**

Funding Sources

Total Budget (all years)
$325K

Project Total
$325K

Funding Sources by Year

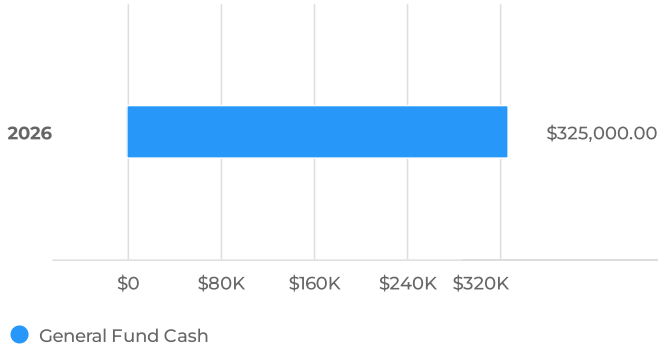

Funding Sources for Budgeted Years

Funding Sources Breakdown

Funding Sources	FY2026	Total
General Fund Cash	$325,000	$325,000
Total	**$325,000**	**$325,000**

City Hall Exterior Renovation

Overview

Submitted By	Kelly Holecek, Dir General Srvcs
Request Owner	Derrick Oltmann, Facilities Project Manager
Est. Start Date	10/22/2022
Est. Completion Date	03/31/2024
Department	Facilities
Type	Capital Improvement
Project Number	New Project

Description

City Hall Exterior Restoration

Images

Details

Cost Saving explanation	Project will reduce long-term maintenance needs of the facility
Useful life of Asset	30
Type of Project	Refurbishment
Ranking	1
Strategic Goal	Improve Infrastructure

Location

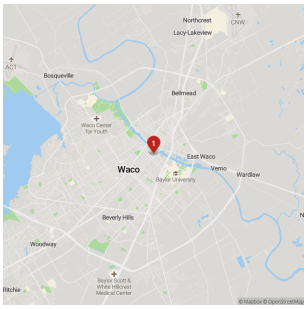

Supplemental Attachments

WJE Assessment Summary(/resource/cleargov-prod/projects/documents/857ff36f09af7478eb7c.pdf)

JUSTIFICATION

Extensive study has been performed on the Building Enclosure and Exterior Stairs for Waco City Hall, and has concluded that major intervention is required. Roof replacement, replacement of steel shelf angles supporting the limestone facade panels, repair or replacement of spalled or cracked panels, repointing of mortar joints, thorough cleaning of limestone, resealing at isolated panel joints, further investigation and replacement or repair of leaking windows, refinish of steel framing at spandrels, repair or replacement of stone panels at spandrels, removal of stair treads and repair of underlying concrete structure, replacement stair treads with new cast or concrete are all necesssary and recommended to restore and preserve the facility.

Capital Cost

Total Budget (all years)
$3.8M

Project Total
$3.8M

Capital Cost by Year

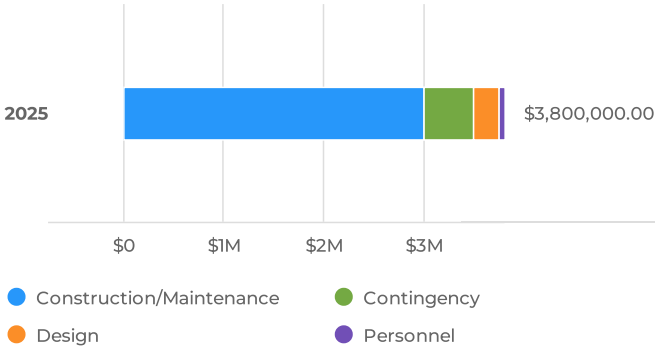

Capital Cost for Budgeted Years

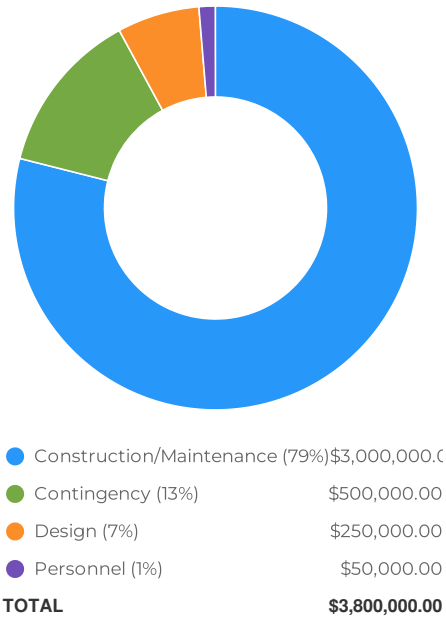

Capital Cost Breakdown

Capital Cost	FY2025	Total
Design	$250,000	$250,000
Construction/Maintenance	$3,000,000	$3,000,000
Contingency	$500,000	$500,000
Personnel	$50,000	$50,000
Total	**$3,800,000**	**$3,800,000**

Funding Sources

Total Budget (all years)
$3.8M

Project Total
$3.8M

Funding Sources by Year

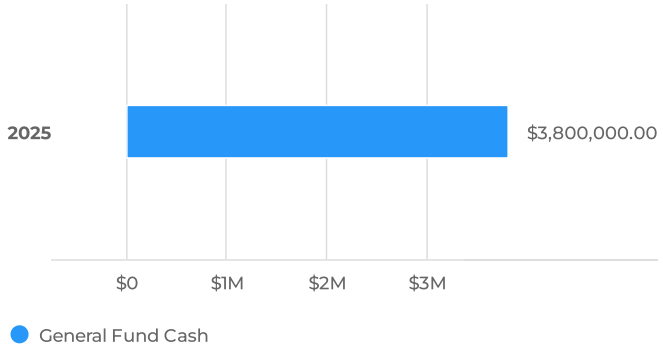

Funding Sources for Budgeted Years



Funding Sources Breakdown

Funding Sources	FY2025	Total
General Fund Cash	$3,800,000	$3,800,000
Total	**$3,800,000**	**$3,800,000**

Health Building Roof Replacement

Overview

Submitted By	Kelly Holecek, Dir General Srvcs
Request Owner	Derrick Oltmann, Facilities Project Manager
Est. Start Date	07/01/2025
Est. Completion Date	11/28/2025
Department	Facilities
Type	Capital Improvement
Project Number	New Project

Description

Replacement or overlay of Health Building Roof with TPO or PVC roofing

Images

Details

Cost Saving explanation	New roof will reduce likelyhood of leaks and associated maintenance costs
Useful life of Asset	20
Type of Project	Refurbishment
Ranking	2
Strategic Goal	Improve Infrastructure

Location

JUSTIFICATION

Current roof was installed in 1998 and is due for replacement or recovering. Failure to replace roofs will lead to increased maintenance costs and the potential for roof leaks and building structure, finishes and equipment damage.

Capital Cost

Total Budget (all years)
$145K

Project Total
$145K

Capital Cost by Year

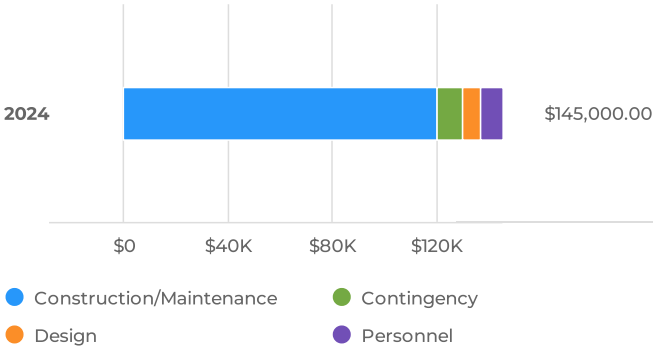

Capital Cost for Budgeted Years

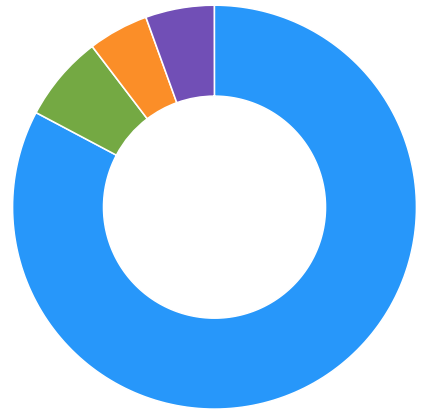

Construction/Maintenance (83%)	$120,000.00
Contingency (7%)	$10,000.00
Design (5%)	$7,000.00
Personnel (6%)	$8,000.00
TOTAL	**$145,000.00**

Capital Cost Breakdown

Capital Cost	FY2024	Total
Design	$7,000	$7,000
Construction/Maintenance	$120,000	$120,000
Contingency	$10,000	$10,000
Personnel	$8,000	$8,000
Total	**$145,000**	**$145,000**

Funding Sources

Total Budget (all years)
$145K

Project Total
$145K

Funding Sources by Year

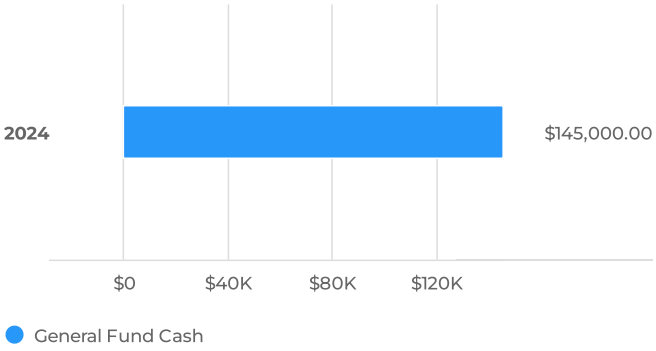

Funding Sources for Budgeted Years

Funding Sources Breakdown

Funding Sources	FY2024	Total
General Fund Cash	$145,000	$145,000
Total	**$145,000**	**$145,000**

Health Elevator Modernization

Overview

Submitted By	Kelly Holecek, Dir General Srvcs
Request Owner	Derrick Oltmann, Facilities Project Manager
Est. Start Date	11/01/2027
Est. Completion Date	02/29/2028
Department	Facilities
Type	Capital Improvement
Project Number	New Project

Description

Modernization of the elevator cab including new panels, fixtures, and ceiling replacement.

Images

Details

Cost Saving explanation	Updating panels and fixtures in elevator cab will extend the functional life of the elevator and reduce potential failure of the indication systems, reducing maintenance costs
Useful life of Asset	25
Type of Project	Refurbishment
Ranking	5
Strategic Goal	Improve Infrastructure

Location

JUSTIFICATION

Updating the panels, fixtures, and ceilings is necessary to maintain a modern, functional, and secure elevator appearance and is preventative maintenance to avoid potential failures to the elevator input and indication systems.

Capital Cost

Total Budget (all years)
$56K

Project Total
$56K

Capital Cost by Year

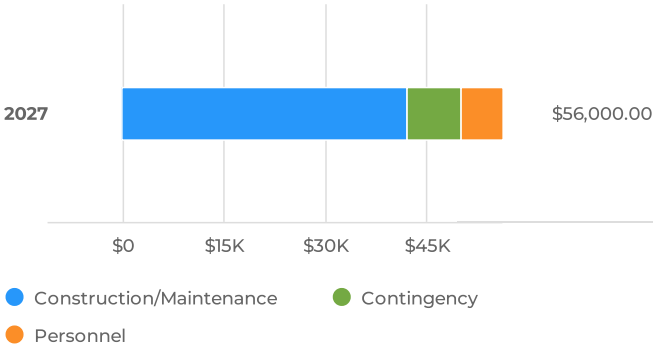

Capital Cost for Budgeted Years

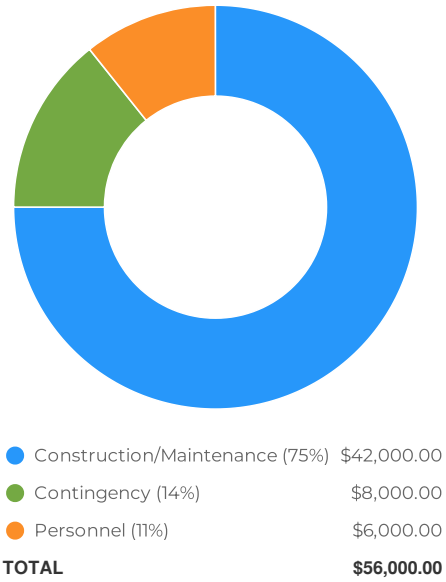

Capital Cost Breakdown

Capital Cost	FY2027	Total
Construction/Maintenance	$42,000	$42,000
Contingency	$8,000	$8,000
Personnel	$6,000	$6,000
Total	**$56,000**	**$56,000**

Funding Sources

Total Budget (all years)
$56K

Project Total
$56K

Funding Sources by Year

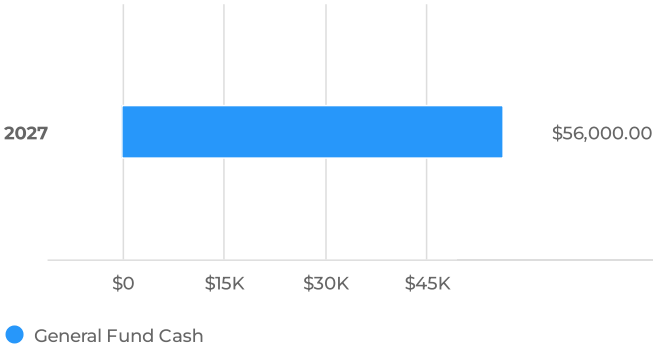

Funding Sources for Budgeted Years

Funding Sources Breakdown

Funding Sources	FY2027	Total
General Fund Cash	$56,000	$56,000
Total	**$56,000**	**$56,000**

Texas Ranger Museum Shingle Roof Replacement

Overview

Submitted By	Kelly Holecek, Dir General Srvcs
Request Owner	Derrick Oltmann, Facilities Project Manager
Est. Start Date	06/01/2026
Est. Completion Date	10/30/2026
Department	Facilities
Type	Capital Improvement
Project Number	New Project

Description

Replace existing shingle roofs at Texas Ranger Museum with Metal Roofing

Images

Details

Cost Saving explanation	New metal roof will be lower maintenance and should outlast a replacement shingle roof
Useful life of Asset	30
Type of Project	Refurbishment
Ranking	3
Strategic Goal	Improve Infrastructure

Location

JUSTIFICATION

Current shingle roofs were installed in 1998, and were not covered or replaced with metal to match the new roofs during the 2009 and 2012 renovations.

Capital Cost

Total Budget (all years)
$520K

Project Total
$520K

Capital Cost by Year

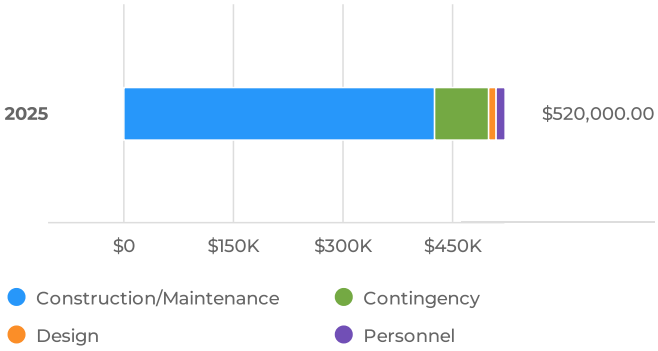

Capital Cost for Budgeted Years

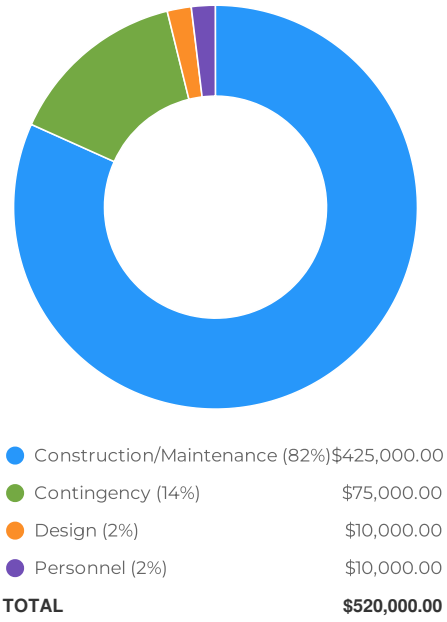

Capital Cost Breakdown

Capital Cost	FY2025	Total
Design	$10,000	$10,000
Construction/Maintenance	$425,000	$425,000
Contingency	$75,000	$75,000
Personnel	$10,000	$10,000
Total	**$520,000**	**$520,000**

Funding Sources

Total Budget (all years)
$520K

Project Total
$520K

Funding Sources by Year

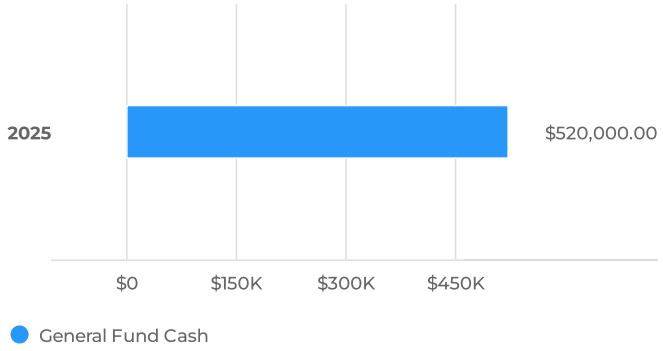

Funding Sources for Budgeted Years

Funding Sources Breakdown

Funding Sources	FY2025	Total
General Fund Cash	$520,000	$520,000
Total	**$520,000**	**$520,000**

COTTONWOOD CREEK GOLF CRS REQUESTS

Cottonwood Creek Drainage Improvements

Overview

Submitted By	Jonathan Cook, Parks Director
Request Owner	Tom Balk, Program Manager
Est. Start Date	10/01/2022
Est. Completion Date	12/31/2025
Department	Cottonwood Creek Golf Crs
Type	Capital Improvement
Project Number	New

Description

Provide design for course layout and infrastructure modifications along Cottonwood Creek where it passes through the south side of the site. Course drainage features, bridges, and irrigation have all surpassed their useful lifespan and replacement is needed. Interim solutions will be implemented while a comprehensive plan is prepared that accounts for the increased stormwater flows through this area. Course modifications will be considered to assure fewer public closures due to rain events. Timing of construction will be coordinated to ensure alternative golf courses are available to the public.

Images

Course Overview

Erosion 1

Erosion 2

Video Screen Cap

Video Location:
https://file.ac/bL5ukdYAXIQ/

Details

Cost Saving explanation	None
Useful life of Asset	30+
Increase operational cost explanation	None
Type of Project	Refurbishment
Ranking	1
Strategic Goal	Enhance Quality of Life

Location

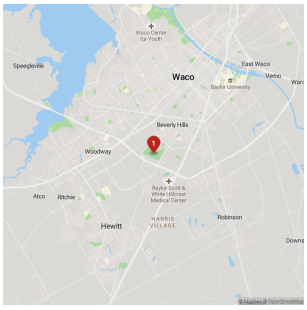

JUSTIFICATION

Cottonwood Creek Golf Course is the City of Waco's only municipal golf course, and affords high quality golf access and programming at affordable rates. It was originally developed in the 1980's, and much of that infrastructure remains in-use, but exhibits urgent need for replacement and renovation. Surrounding development has grown tremendously since the 1980s and water volume increases through the site have resulted in problematic erosion, siltation, adjacent roadway flooding on Beverly Drive, as well as numerous annual closures of the course due to flooding. Mitigation efforts affecting over 8 holes will be significant and necessitate an extended closure of the course. Work will be coordinated to include simultaneous green resurfacing, irrigation replacement, bunker drainage corrections, and driving range renovations so as to mitigate the need for separate public closures.

Supports goals outlined in 2017 Parks, Recreation & Open Space Master Plan
Supports Council goal to provide high quality economical city services
Priority funding is recommended to address these areas of needed park investment.

Capital Cost

Total Budget (all years)
$8.75M

Project Total
$8.75M

Capital Cost by Year

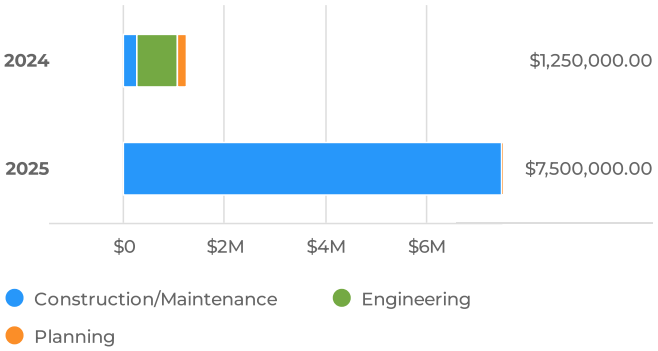

Capital Cost for Budgeted Years

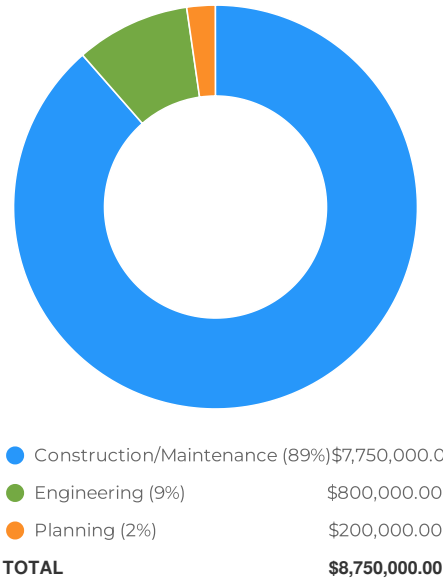

Capital Cost Breakdown

Capital Cost	FY2024	FY2025	Total
Planning	$200,000		$200,000
Engineering	$800,000		$800,000
Construction/Maintenance	$250,000	$7,500,000	$7,750,000
Total	**$1,250,000**	**$7,500,000**	**$8,750,000**

Funding Sources

Total Budget (all years)
$8.75M

Project Total
$8.75M

Funding Sources by Year

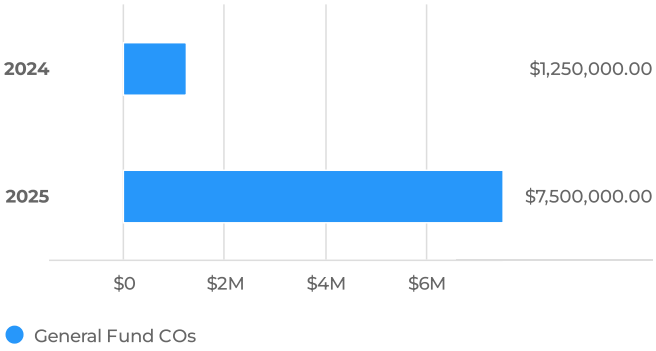

Funding Sources for Budgeted Years

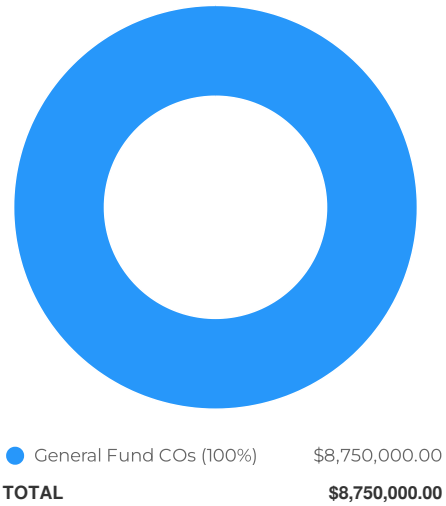

Funding Sources Breakdown

Funding Sources	FY2024	FY2025	Total
General Fund COs	$1,250,000	$7,500,000	$8,750,000
Total	**$1,250,000**	**$7,500,000**	**$8,750,000**

ECONOMIC DEVELOPMENT REQUESTS

Acquisition of Parking Spaces

Overview

Submitted By	Nicholas Sarpy, Director of the Office of Management and Budget
Request Owner	Nicholas Sarpy, Director of the Office of Management and Budget
Est. Start Date	10/01/2023
Est. Completion Date	09/30/2024
Department	Economic Development
Type	Capital Improvement
Project Number	New Project

Description

This project is for the acquisition of 165 parking spaces in a private parking garage at the Northwest corner of Clay and University Parks.

Details

Cost Saving explanation	None
Useful life of Asset	30-50
Increase operational cost explanation	None
Type of Project	Other improvement
Ranking	3
Strategic Goal	Facilitate Economic Development

Location

JUSTIFICATION

This project is part of the Pavilion Project development.

Capital Cost

Total Budget (all years)
$4.6M

Project Total
$4.6M

Capital Cost by Year

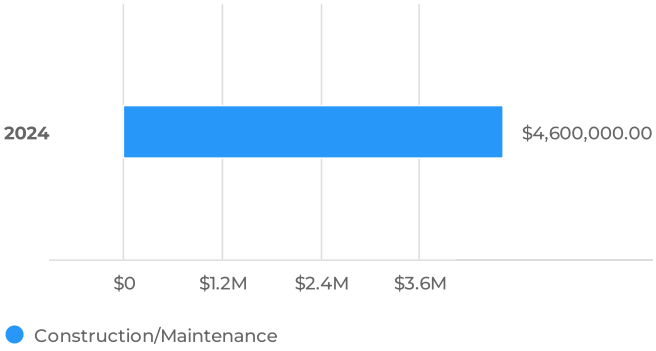

Capital Cost for Budgeted Years



Capital Cost Breakdown

Capital Cost	FY2024	Total
Construction/Maintenance	$4,600,000	$4,600,000
Total	**$4,600,000**	**$4,600,000**

Funding Sources

Total Budget (all years)
$4.6M

Project Total
$4.6M

Funding Sources by Year

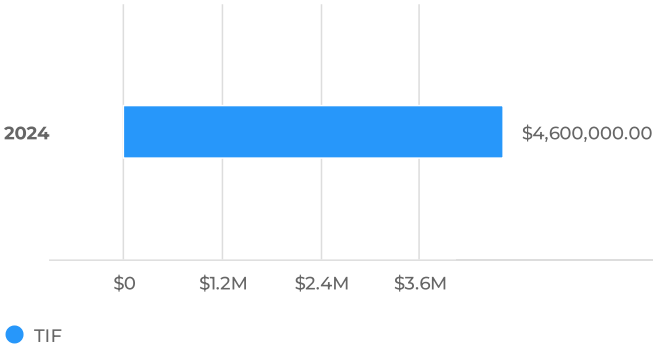

Funding Sources for Budgeted Years

Funding Sources Breakdown

Funding Sources	FY2024	Total
TIF	$4,600,000	$4,600,000
Total	**$4,600,000**	**$4,600,000**

Acquisition of Property

Overview

Submitted By	Nicholas Sarpy, Director of the Office of Management and Budget
Request Owner	Nicholas Sarpy, Director of the Office of Management and Budget
Est. Start Date	05/01/2023
Est. Completion Date	05/31/2028
Department	Economic Development
Type	Capital Improvement
Project Number	New Project

Description

This project is for the acquisition of 4.87 acres of property as part of the Pavilion Project development. Payments for the land will be structured over five payments beginning in May 2024.

Details

Cost Saving explanation	None
Useful life of Asset	Indefinite
Increase operational cost explanation	Maintenance operational costs are tied to maintaining the property including mowing, etc.
Type of Project	Other improvement
Ranking	2
Strategic Goal	Facilitate Economic Development

Location

JUSTIFICATION

This land is necessary to help facilitate the Pavilion Project and assist with Economic Development in the Downtown Corridor.

Capital Cost

Total Budget (all years)
$12.177M

Project Total
$12.177M

Capital Cost by Year

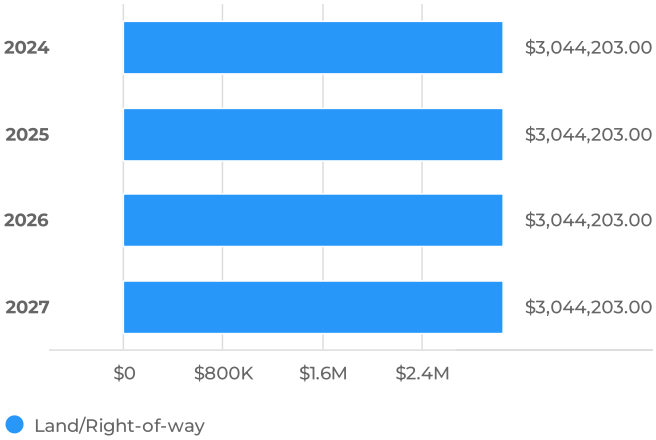

Capital Cost for Budgeted Years

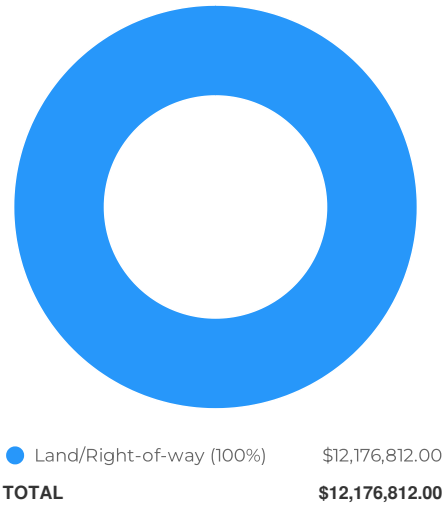

Capital Cost Breakdown

Capital Cost	FY2024	FY2025	FY2026	FY2027	Total
Land/Right-of-way	$3,044,203	$3,044,203	$3,044,203	$3,044,203	$12,176,812
Total	**$3,044,203**	**$3,044,203**	**$3,044,203**	**$3,044,203**	**$12,176,812**

Funding Sources

Total Budget (all years)
$12.177M

Project Total
$12.177M

Funding Sources by Year

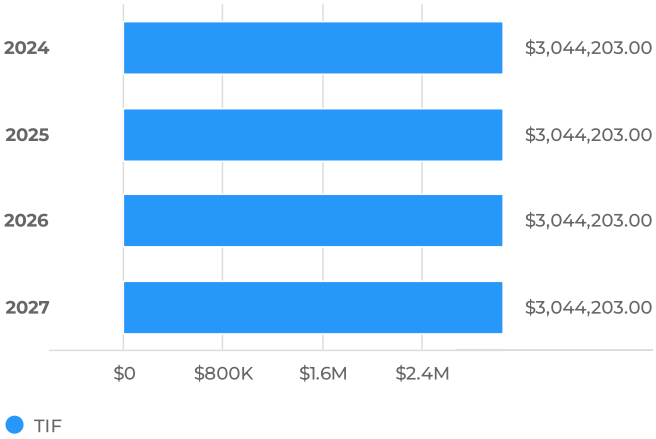

Funding Sources for Budgeted Years

Funding Sources Breakdown

Funding Sources	FY2024	FY2025	FY2026	FY2027	Total
TIF	$3,044,203	$3,044,203	$3,044,203	$3,044,203	$12,176,812
Total	**$3,044,203**	**$3,044,203**	**$3,044,203**	**$3,044,203**	**$12,176,812**

Operational Costs

FY2023 Budget	Total Budget (all years)	Project Total
$1,000	$9K	$9K

Operational Costs by Year

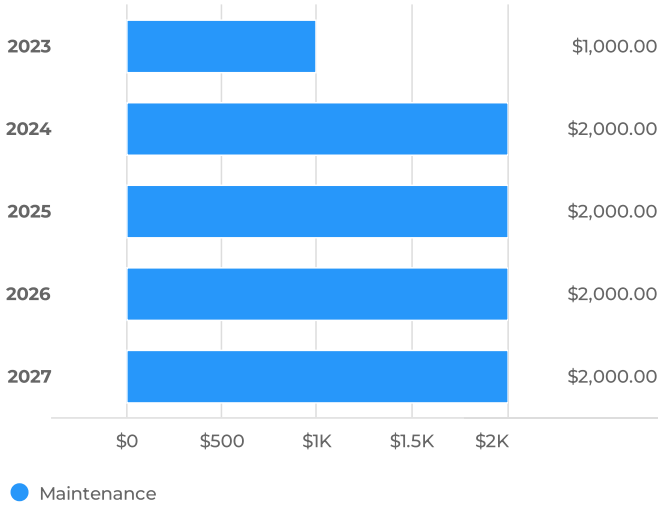

Operational Costs for Budgeted Years

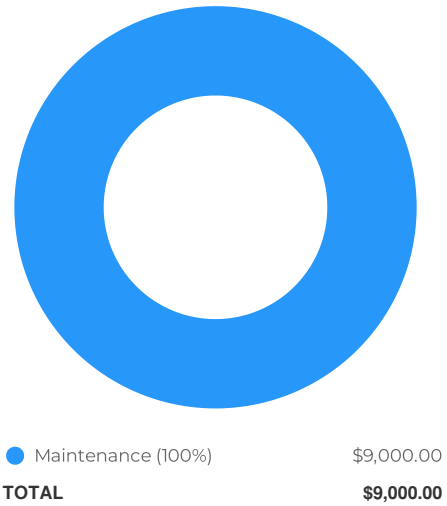

Operational Costs Breakdown

Operational Costs	FY2023	FY2024	FY2025	FY2026	FY2027	Total
Maintenance	$1,000	$2,000	$2,000	$2,000	$2,000	$9,000
Total	**$1,000**	**$2,000**	**$2,000**	**$2,000**	**$2,000**	**$9,000**

Pavilion Parking Garage

Overview

Submitted By	Nicholas Sarpy, Director of the Office of Management and Budget
Request Owner	Nicholas Sarpy, Director of the Office of Management and Budget
Est. Start Date	10/01/2022
Est. Completion Date	01/31/2024
Department	Economic Development
Type	Capital Improvement
Project Number	New Project

Description

This project is for the acquisition of land and construction of a 435 space parking garage on University Parks as part of the Riverfront redevelopment in Downtown Waco.

Details

Cost Saving explanation	None
Useful life of Asset	30-50
Increase operational cost explanation	The City will have to maintain the parking garage and pay for utilities for lighting at the parking garage to ensure its safe usage.
Type of Project	New Construction
Ranking	1
Strategic Goal	Facilitate Economic Development

Location

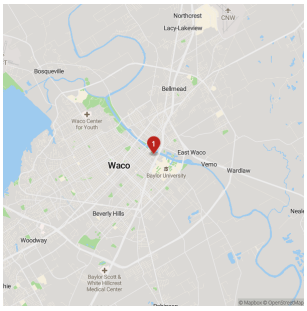

JUSTIFICATION

This project will help facilitate economic development within Tax Increment Reinvestment Zone #1 and help facilitate the development of the Foster Pavilion Project and the overall redevelopment of the Riverfront area.

Capital Cost

FY2023 Budget	Total Budget (all years)	Project Total
$19,500,000	$19.5M	$19.5M

Capital Cost by Year

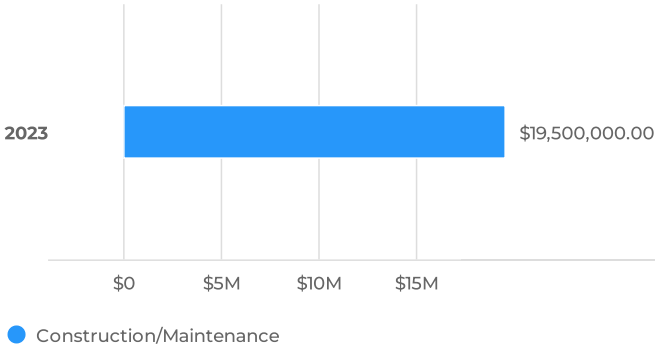

Capital Cost for Budgeted Years



Capital Cost Breakdown

Capital Cost	FY2023	Total
Construction/Maintenance	$19,500,000	$19,500,000
Total	**$19,500,000**	**$19,500,000**

Funding Sources

FY2023 Budget	Total Budget (all years)	Project Total
$19,500,000	$19.5M	$19.5M

Funding Sources by Year

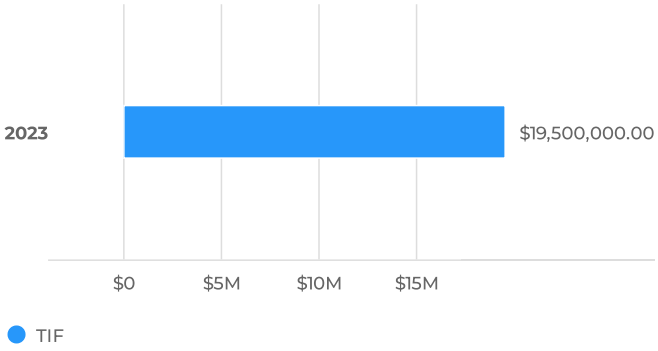

Funding Sources for Budgeted Years

Funding Sources Breakdown

Funding Sources	FY2023	Total
TIF	$19,500,000	$19,500,000
Total	**$19,500,000**	**$19,500,000**

Operational Costs

Total Budget (all years)
$338K

Project Total
$338K

Operational Costs by Year

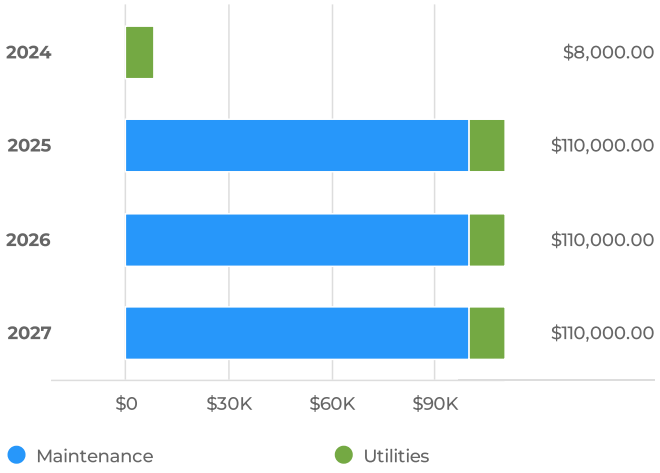

Operational Costs for Budgeted Years

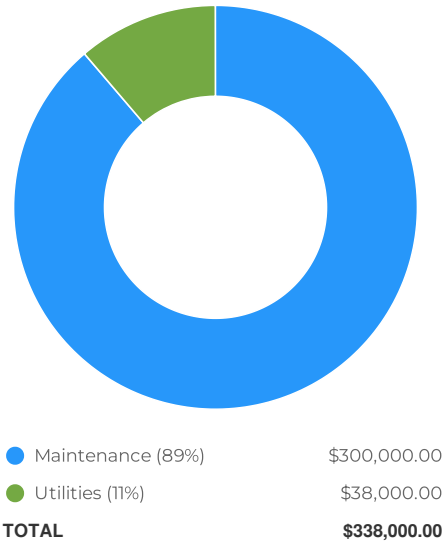

Operational Costs Breakdown

Operational Costs	FY2024	FY2025	FY2026	FY2027	Total
Maintenance		$100,000	$100,000	$100,000	$300,000
Utilities	$8,000	$10,000	$10,000	$10,000	$38,000
Total	**$8,000**	**$110,000**	**$110,000**	**$110,000**	**$338,000**

Glossary

Abatement: A reduction or elimination of a real or personal property tax, motor vehicle excise, a fee, charge, or special assessment imposed by a governmental unit. Granted only on application of the person seeking the abatement and only by the committing governmental unit.

Accounting System: The total structure of records and procedures that identify record, classify, and report information on the financial position and operations of a governmental unit or any of its funds, account groups, and organizational components.

Accrued Interest: The amount of interest that has accumulated on the debt since the date of the last interest payment, and on the sale of a bond, the amount accrued up to but not including the date of delivery (settlement date). (See Interest)

Amortization: The gradual repayment of an obligation over time and in accordance with a predetermined payment schedule.

Appropriation: A legal authorization from the community's legislative body to expend money and incur obligations for specific public purposes. An appropriation is usually limited in amount and as to the time period within which it may be expended.

Arbitrage: As applied to municipal debt, the investment of tax-exempt bonds or note proceeds in higher yielding, taxable securities. Section 103 of the Internal Revenue Service (IRS) Code restricts this practice and requires (beyond certain limits) that earnings be rebated (paid) to the IRS.

Assessed Valuation: A value assigned to real estate or other property by a government as the basis for levying taxes.

Audit: An examination of a community's financial systems, procedures, and data by a certified public accountant (independent auditor), and a report on the fairness of financial statements and on local compliance with statutes and regulations. The audit serves as a valuable management tool in evaluating the fiscal performance of a community.

Audit Report: Prepared by an independent auditor, an audit report includes: (a) a statement of the scope of the audit; (b) explanatory comments as to application of auditing procedures; (c) findings and opinions. It is almost always accompanied by a management letter which contains supplementary comments and recommendations.

Available Funds: Balances in the various fund types that represent non-recurring revenue sources. As a matter of sound practice, they are frequently appropriated to meet unforeseen expenses, for capital expenditures or other one-time costs.

Balance Sheet: A statement that discloses the assets, liabilities, reserves and equities of a fund or governmental unit at a specified date.

Betterments (Special Assessments): Whenever a specific area of a community receives benefit from a public improvement (e.g., water, sewer, sidewalk, etc.), special property taxes may be assessed to reimburse the governmental entity for all or part of the costs it incurred. Each parcel receiving benefit from the improvement is assessed for its proportionate share of the cost of such improvements. The proportionate share may be paid in full or the property owner may request that the assessors apportion the betterment over 20 years. Over the life of the betterment, one year's apportionment along with one year's committed interest computed from October 1 to October 1 is added to the tax bill until the betterment has been paid.

Bond: A means to raise money through the issuance of debt. A bond issuer/borrower promises in writing to repay a specified sum of money, alternately referred to as face value, par value or bond principal, to the buyer of the bond on a specified future date (maturity date), together with periodic interest at a specified rate. The term of a bond is always greater than one year. (See Note)

Bond and Interest Record: (Bond Register) – The permanent and complete record maintained by a treasurer for each bond issue. It shows the amount of interest and principal coming due each date and all other pertinent information concerning the bond issue.

Bonds Authorized and Unissued: Balance of a bond authorization not yet sold. Upon completion or abandonment of a project, any remaining balance of authorized and unissued bonds may not be used for other purposes, but must be rescinded by the community's legislative body to be removed from community's books.

Bond Issue: Generally, the sale of a certain number of bonds at one time by a governmental unit.

Bond Rating (Municipal): A credit rating assigned to a municipality to help investors assess the future ability, legal obligation, and willingness of the municipality (bond issuer) to make timely debt service payments. Stated otherwise, a rating helps prospective investors determine the level of risk associated with a given fixed-income investment. Rating agencies, such as Moody's and Standard and Poors, use rating systems, which designate a letter or a combination of letters and numerals where AAA is the highest rating and C1 is a very low rating.

Budget: A plan for allocating resources to support particular services, purposes and functions over a specified period of time. (See Performance Budget, Program Budget)

Capital Assets: All real and tangible property used in the operation of government, which is not easily converted into cash, and has an initial useful live extending beyond a single financial reporting period. Capital assets include land and land improvements; infrastructure such as roads, bridges, water and sewer lines; easements; buildings and building improvements; vehicles, machinery and equipment. Communities typically define capital assets in terms of a minimum useful life and a minimum initial cost. (See Fixed Assets)

Capital Budget: An appropriation or spending plan that uses borrowing or direct outlay for capital or fixed asset improvements. Among other information, a capital budget should identify the method of financing each recommended expenditure, i.e., tax levy or rates, and identify those items that were not recommended. (See Capital Assets, Fixed Assets)

Cash: Currency, coin, checks, postal and express money orders and bankers' drafts on hand or on deposit with an official or agent designated as custodian of cash and bank deposits.

Cash Management: The process of monitoring the ebb and flow of money in an out of municipal accounts to ensure cash availability to pay bills and to facilitate decisions on the need for short- term borrowing and investment of idle cash.

Certificate of Deposit (CD): A bank deposit evidenced by a negotiable or non-negotiable instrument, which provides on its face that the amount of such deposit plus a specified interest payable to a bearer or to any specified person on a certain specified date, at the expiration of a certain specified time, or upon notice in writing.

Classification of Real Property: Assessors are required to classify all real property according to use into one of four classes: residential, open space, commercial, and industrial. Having classified its real properties, local officials are permitted to determine locally, within limitations established by statute and the Commissioner of Revenue, what percentage of the tax burden is to be borne by each class of real property and by personal property owners.

Collective Bargaining: The process of negotiating workers' wages, hours, benefits, working conditions, etc., between an employer and some or all of its employees, who are represented by a recognized labor union. regarding wages, hours and working conditions.

Consumer Price Index: The statistical measure of changes, if any, in the overall price level of consumer goods and services. The index is often called the "cost-of-living index."

Cost-Benefit Analysis: A decision-making tool that allows a comparison of options based on the level of benefit derived and the cost to achieve the benefit from different alternatives.

Debt Burden: The amount of debt carried by an issuer usually expressed as a measure of value (i.e., debt as a percentage of assessed value, debt per capita, etc.). Sometimes debt burden refers to debt service costs as a percentage of the total annual budget.

Debt Service: The repayment cost, usually stated in annual terms and based on an amortization schedule, of the principal and interest on any particular bond issue.

Encumbrance: A reservation of funds to cover obligations arising from purchase orders, contracts, or salary commitments that are chargeable to, but not yet paid from, a specific appropriation account.

Enterprise Funds: An enterprise fund is a separate accounting and financial reporting mechanism for municipal services for which a fee is charged in exchange for goods or services. It allows a community to demonstrate to the public the portion of total costs of a service that is recovered through user charges and the portion that is subsidized by the tax levy, if any. With an enterprise fund, all costs of service delivery--direct, indirect, and capital costs—are identified. This allows the community to recover total service costs through user fees if it chooses. Enterprise accounting also enables communities to reserve the

"surplus" or net assets unrestricted generated by the operation of the enterprise rather than closing it out to the general fund at year-end. Services that may be treated as enterprises include, but are not limited to, water, sewer, hospital, and airport services.

Equalized Valuations (EQVs): The determination of the full and fair cash value of all property in the community that is subject to local taxation.

Estimated Receipts: A term that typically refers to anticipated local revenues often based on the previous year's receipts and represent funding sources necessary to support a community's annual budget. (See Local Receipts)

Exemptions: A discharge, established by statute, from the obligation to pay all or a portion of a property tax. The exemption is available to particular categories of property or persons upon the timely submission and approval of an application to the assessors. Properties exempt from taxation include hospitals, schools, houses of worship, and cultural institutions. Persons who may qualify for exemptions include disabled veterans, blind individuals, surviving spouses, and seniors.

Expenditure: An outlay of money made by municipalities to provide the programs and services within their approved budget.

Fiduciary Funds: Repository of money held by a municipality in a trustee capacity or as an agent for individuals, private organizations, other governmental units, and other funds. These include pension (and other employee benefit) trust funds, investment trust funds, private- purpose trust funds, and agency funds.

Fixed Assets: Long-lived, assets such as buildings, equipment and land obtained or controlled as a result of past transactions or circumstances.

Fixed Costs: Costs that are legally or contractually mandated such as retirement, FICA/Social Security, insurance, debt service costs or interest on loans.

Float: The difference between the bank balance for a local government’s account and its book balance at the end of the day. The primary factor creating float is clearing time on checks and deposits. Delays in receiving deposit and withdrawal information also influence float.

Full Faith and Credit: A pledge of the general taxing powers for the payment of governmental obligations. Bonds carrying such pledges are usually referred to as general obligation or full faith and credit bonds.

Fund: An accounting entity with a self-balancing set of accounts that are segregated for the purpose of carrying on identified activities or attaining certain objectives in accordance with specific regulations, restrictions, or limitations.

Fund Accounting: Organizing financial records into multiple, segregated locations for money. A fund is a distinct entity within the municipal government in which financial resources and activity (assets, liabilities, fund balances, revenues, and expenditures) are accounted for independently in accordance with specific regulations, restrictions or limitations. Examples of funds include the general fund and enterprise funds. Communities whose accounting records are organized according to the Uniform Municipal Accounting System (UMAS) use multiple funds.

GASB 34: A major pronouncement of the Governmental Accounting Standards Board that establishes new criteria on the form and content of governmental financial statements. GASB 34 requires a report on overall financial health, not just on individual funds. It requires more complete information on the cost of delivering value estimates on public infrastructure assets, such as bridges, road, sewers, etc. It also requires the presentation of a narrative statement the government's financial performance, trends and prospects for the future.

GASB 45: This is another Governmental Accounting Standards Board major pronouncement that each public entity account for and report other postemployment benefits in its accounting statements. Through actuarial analysis, municipalities must identify the true costs of the OPEB earned by employees over their estimated years of actual service.

General Fund: The fund used to account for most financial resources and activities governed by the normal appropriation process.

General Obligation Bonds: Bonds issued by a municipality for purposes allowed by statute that are backed by the full faith and credit of its taxing authority.

Governing Body: A board, committee, commission, or other executive or policymaking bodyof a municipality or school district.

Indirect Cost: Costs of a service not reflected in the operating budget of the entity providing the service. An example of an indirect cost of providing water service would be the value of time spent by non-water department employees processing water bills. A determination of these costs is necessary to analyze the total cost of service delivery. The matter of indirect costs arises most often in the context of enterprise funds.

Interest: Compensation paid or to be paid for the use of money, including amounts payable at periodic intervals or discounted at the time a loan is made. In the case of municipal bonds, interest payments accrue on a day-to-day basis, but are paid every six months.

Interest Rate: The interest payable, expressed as a percentage of the principal available for use during a specified period of time. It is always expressed in annual terms.

Investments: Securities and real estate held for the production of income in the form of interest, dividends, rentals or lease payments. The term does not include fixed assets used in governmental operations.

Line Item Budget: A budget that separates spending into categories, or greater detail, such as supplies, equipment, maintenance, or salaries, as opposed to a program budget.

Local Aid: Revenue allocated by the state or counties to municipalities and school districts.

Maturity Date: The date that the principal of a bond becomes due and payable in full.

Municipal(s): (As used in the bond trade) "Municipal" refers to any state or subordinate governmental unit. "Municipals" (i.e., municipal bonds) include not only the bonds of all political subdivisions, such as cities, towns, school districts, special districts, counties but also bonds of the state and agencies of the state.

Note: A short-term loan, typically with a maturity date of a year or less.

Objects of Expenditures: A classification of expenditures that is used for coding any department disbursement, such as “personal services,” “expenses,” or “capital outlay.”

Official Statement: A document prepared for potential investors that contains information about a prospective bond or note issue and the issuer. The official statement is typically published with the notice of sale. It is sometimes called an offering circular or prospectus.

Operating Budget: A plan of proposed expenditures for personnel, supplies, and other expenses for the coming fiscal year.

Overlapping Debt: A community's proportionate share of the debt incurred by an overlapping government entity, such as a regional school district, regional transit authority, etc.

Performance Budget: A budget that stresses output both in terms of economy and efficiency.

Principal: The face amount of a bond, exclusive of accrued interest.

Program: A combination of activities to accomplish an end.

Program Budget: A budget that relates expenditures to the programs they fund. The emphasis of a program budget is on output.

Purchased Services: The cost of services that are provided by a vendor.

Refunding of Debt: Transaction where one bond issue is redeemed and replaced by a new bond issue under conditions generally more favorable to the issuer.

Reserve Fund: An amount set aside annually within the budget of a town to provide a funding source for extraordinary or unforeseen expenditures.

Revaluation: The assessors of each community are responsible for developing a reasonable and realistic program to achieve the fair cash valuation of property in accordance with constitutional and statutory requirements. The nature and extent of that program will depend on the assessors’ analysis and consideration of many factors, including, but not limited to, the status of

the existing valuation system, the results of an in-depth sales ratio study, and the accuracy of existing property record information.

Revenue Anticipation Note (RAN): A short-term loan issued to be paid off by revenues, such as tax collections and state aid. RANs are full faith and credit obligations.

Revenue Bond: A bond payable from and secured solely by specific revenues and thereby not a full faith and credit obligation.

Revolving Fund: Allows a community to raise revenues from a specific service and use those revenues without appropriation to support the service.

Sale of Real Estate Fund: A fund established to account for the proceeds of the sale of municipal real estate other than proceeds acquired through tax title foreclosure.

Stabilization Fund: A fund designed to accumulate amounts for capital and other future spending purposes, although it may be appropriated for any lawful purpose.

Surplus Revenue: The amount by which cash, accounts receivable, and other assets exceed liabilities and reserves.

Tax Rate: The amount of property tax stated in terms of a unit of the municipal tax base; for example, $14.80 per $1,000 of assessed valuation of taxable real and personal property.

Tax Title Foreclosure: The procedure initiated by a municipality to obtain legal title to real property already in tax title and on which property taxes are overdue.

Trust Fund: In general, a fund for money donated or transferred to a municipality with specific instructions on its use. As custodian of trust funds, the treasurer invests and expends such funds as stipulated by trust agreements, as directed by the commissioners of trust funds or by the community's legislative body. Both principal and interest may be used if the trust is established as an expendable trust. For nonexpendable trust funds, only interest (not principal) may be expended as directed.

Uncollected Funds: Recently deposited checks included in an account’s balance but drawn on other banks and not yet credited by the Federal Reserve Bank or local clearinghouse to the bank cashing the checks. (These funds may not be loaned or used as part of the bank’s reserves and they are not available for disbursement.)

Undesignated Fund Balance: Monies in the various government funds as of the end of the fiscal year that are neither encumbered nor reserved, and are therefore available for expenditure once certified as part of free cash.

Unreserved Fund Balance (Surplus Revenue Account): The amount by which cash, accounts receivable, and other assets exceed liabilities and restricted reserves. It is akin to a "stockholders’ equity" account on a corporate balance sheet. It is not, however, available for appropriation in full because a portion of the assets listed as "accounts receivable" may be taxes receivable and uncollected. (See Free Cash)

Valuation (100 Percent): The legal requirement that a community’s assessed value on property must reflect its market, or full and fair cash value.

Division Name	FY21 Budget	FY22 Budget	FY23 Proposed
General Fund			
City Manager's Office	17.7500	18.7500	20.7500
City Manager's Office - Internal Audit			1.0000
Economic Development	3.3000	4.3000	4.0000
Neighborhood Engagement	1.0000	2.0000	2.0000
Office of Management & Budget		5.0000	
Sustainability			1.0000
City Secretary	7.0000	7.0000	7.0000
Finance	27.6750	22.6750	23.0000
Finance - Office of Management & Budget			4.0000
Legal	10.0000	11.0000	11.0000
Development Services	26.3000	29.0000	45.2000
Human Resources	14.9500	15.9500	17.9500
Municipal Information	9.0000	13.0000	13.0000
Information Technology	31.0000	32.0000	
Purchasing	8.0000	8.0000	8.0000
Facilities	24.5000	23.5000	25.5000
Streets & Drainage	44.0500	43.3557	44.6800
Municipal Court	14.0000	14.0000	14.0000
Animal Services	21.4750	21.4750	21.4750
Inspections			
Emergency Management	6.0000	6.0000	6.0000
Fire Services	209.0000	215.0000	219.0000
Police Services	369.1750	379.1750	380.7000
Traffic	21.5250	20.6495	19.6600
Library Services	47.6250	47.6250	48.6500
Parks and Recreation	108.9250	102.1750	103.5750
Parks and Recreation	31.4126	29.4126	29.5572
Housing	13.4600	20.9500	3.4000
Waco-McLennan County Public Health District Fund			
Environmental Health	3.7500	3.7500	3.7500
Environmental Health - OSSF	4.2500	5.2500	5.2500
HEALTH - ADMINISTRATION			4.0000
Health Administration	5.0000	5.0000	1.0000
HIV/AIDS Services	2.2500	2.2500	2.5500
Public Health Nursing	14.5000	19.2000	16.2000
Sexually Transmitted Diseases	5.2500	5.2500	5.2500
Vital Statistics	5.0000	5.0000	5.0000
Health Grants Fund			
Environmental Health		7.0000	7.0000
Environmental Health Services	7.0000		
HIV/AIDS Services	7.0000	7.0000	6.7000
Public Health Nursing	14.2000	9.5000	23.5000
Women, Infants, and Children (WIC)	20.0000	20.0000	20.0000
Housing & Urban Development (HOME) Grant Fund 2016			
Housing & Urban Development (HOME)			
Housing & Urban Development (HOME) Grant Fund 2017/2013			
Housing & Urban Development (HOME)	0.7000		
Housing & Urban Development (HOME) Grant Fund 2014			
Housing & Urban Development (HOME)		0.4000	0.5000

Division Name	FY21 Budget	FY22 Budget	FY23 Proposed
Community Development Block Grant (CDBG) Fund 2017			
Community Development Downpayment Delivery			
Community Development Block Grant (CDBG) Fund 2010			
Community Development	3.1000		
Community Development Downpayment Delivery	0.8000		
Community Development Block Grant (CDBG) Fund 2011			
Community Development Code Enforcement	4.0400		
Community Development Housing Rehab	0.6000		
Community Development Block Grant (CDBG) Fund 2019			
Community Development Downpayment Delivery			0.1500
Community Development Block Grant (CDBG) Fund 2020			
Community Development Housing Rehab			0.6000
Community Development Block Grant (CDBG) Fund 2014			
Community Development			4.4000
Department of Housing & Urban Development (HUD) Lead Grant Fund 2019			
Housing	0.8000	0.5000	0.5000
Housing HUD Lead Rehab Direct	2.2000	2.4500	2.4500
COVID McLennan County Rental Assistance			
Housing		1.4000	
American Rescue Plan Act Grant Fund			
City Manager's Office			2.0000
Department of Housing & Urban Development Continuum of Care Grant (HUD) Fund			
Homeless Management Information System (HMIS)	1.0000	1.0000	1.0000
Department of Housing & Urban Development Continuum of Care Grant (HUD) Fund HMIS16			
Housing	1.0000	1.0000	
U.S. Department of Justice, Office Of Community Oriented Policing Services (COPS) Hiring Grant Fund			
Police Services			12.0000
Metropolitan Planning Organization (MPO) Grant Fund			
Metropolitan Planning Org. (MPO)	3.7000	3.0000	2.8000
Family Violence Grant Fund 16-17			
Police Services		2.0000	
Family Violence Grant Fund 2017-15			
Police Services			2.0000
Water Fund			
Utilities Laboratory	10.0000	10.0000	10.0000
Water - Meter Shop	16.3300	16.3300	16.3300
Water - Wetlands	1.0000	1.0000	1.0000
Water Distribution	32.1600	34.1700	32.6700
Water General & Administration	3.6600	3.3300	3.3300
Water Office	23.0000	23.0000	24.0000
Water Treatment	36.8300	36.3300	37.3300
Wastewater Fund			
Environmental Services	3.0000	3.0000	3.0000
Wastewater Collection	38.1800	42.6700	45.1700
Wastewater General & Administration	3.6600	3.3300	3.3300

Division Name	FY21 Budget	FY22 Budget	FY23 Proposed
Waco Metropolitan Area Regional Sewage System (WMARSS) Fund			
Waco Metropolitan Area Regional Sewage System (WMARSS)	28.5000	31.5000	31.5000
Waco Metropolitan Area Regional Sewage System (WMARSS) Bull Hide Plant	2.0000	2.0000	2.0000
Waco Metropolitan Area Regional Sewage System (WMARSS) General & Administration	0.6800	0.3400	0.3400
Solid Waste Fund			
Sustainability			1.0000
Solid Waste	91.2833	98.0000	101.0000
Airport Fund			
Waco Regional Airport	12.4000	12.4000	12.4000
Convention Center & Visitors' Services Fund			
Convention Center & Visitors' Services	34.9500	34.9500	34.9500
Texas Ranger Hall of Fame Fund			
Texas Ranger Hall of Fame	17.1250	17.1250	17.1250
Cameron Park Zoo Fund			
Cameron Park Zoo	61.5827	62.3577	62.3577
Cottonwood Creek Golf Course Fund			
Cottonwood Creek Golf Course	13.0000	11.0000	11.0000
Drainage Fund			
Stormwater Drainage		9.3061	22.6100
Risk Management Fund			
Risk Management - Safety			4.0000
Risk Management	2.0000	2.0000	4.0000
Employee Health Insurance Fund			
Employee Health Insurance Fund	1.0000	1.0000	1.0000
Engineerng Fund			
Engineering	32.6167	30.1637	40.0000
Fleet Services Fund			
Fleet Services	28.9500	28.9500	28.9500
Information Technology Fund			
Information Technology			34.0000
Total All Funds	**1,667.1703**	**1,707.1953**	**1,787.0899**

Fund - Division and Position	FY21 Budget	FY22 Budget	FY23 Proposed
Airport Fund - Waco Regional Airport	**12.4000**	**12.4000**	**12.4000**
AIRFIELD MAINTENANCE SUPERVISOR	1.0000	1.0000	1.0000
AIRFIELD MAINTENANCE TECHNICIAN	2.0000	2.0000	2.0000
AIRPORT OPERATIONS MANAGER	1.0000	1.0000	1.0000
AIRPORT SECURITY SUPERVISOR	1.0000	1.0000	1.0000
BUSINESS SUPPORT SPECIALIST		1.0000	1.0000
CASHIER/FOOD SERVICE ASSISTANT	2.0000	2.0000	2.0000
DIRECTOR OF AVIATION	1.0000	1.0000	1.0000
FACILITIES MAINTENANCE TECHNICIAN	2.0000	2.0000	2.0000
OFFICE SPECIALIST	1.0000		
SECURITY GUARD	1.0000	1.0000	1.0000
SECURITY GUARD-PT	0.4000	0.4000	0.4000
American Rescue Plan Act Grant Fund - City Manager's Office			**2.0000**
MANAGEMENT ANALYST I			2.0000
Cameron Park Zoo Fund - Cameron Park Zoo	**61.5827**	**62.3577**	**62.3577**
ANIMAL CARE SUPERVISOR	4.0000	4.0000	4.0000
ASSISTANT ZOO DIRECTOR			
CASHIER/FOOD SERVICE ASSISTANT-PT	2.3750	2.1500	2.1500
CASHIER/ZOO RETAIL ASSISTANT	4.0000	4.0000	4.0000
CASHIER/ZOO RETAIL ASSISTANT-PT	0.9500	0.9500	0.9500
CASHIER/ZOO RETAIL ASSISTANT-SEASONAL	1.8460	1.8460	1.8460
COMMISSARY TECHNICIAN	1.0000	1.0000	1.0000
COMMISSARY TECHNICIAN-PT	0.4750	0.4750	0.4750
DEPUTY ZOO DIRECTOR	1.0000	1.0000	1.0000
EDUCATION COORDINATOR	1.0000	1.0000	1.0000
EDUCATION CURATOR	1.0000	1.0000	1.0000
FOOD SERVICE COORDINATOR	1.0000	1.0000	1.0000
GENERAL CURATOR	1.0000	1.0000	1.0000
PARK RANGER	3.0000	3.0000	3.0000
SUMMER WORKER-SEASONAL	0.4617	0.4617	0.4617
VETERINARIAN TECHNICIAN	1.0000	1.0000	1.0000
ZOO ADMINISTRATIVE OPERATIONS COORDINATOR	1.0000	1.0000	1.0000
ZOO DIRECTOR	1.0000	1.0000	1.0000
ZOO FACILITIES & SECURITY SUPERVISOR	1.0000	1.0000	1.0000
ZOO GROUNDS MAINTENANCE SUPERVISOR	1.0000	1.0000	1.0000
ZOO GUEST SERVICES MANAGER	1.0000	1.0000	1.0000
ZOO LABORER	1.0000	1.0000	1.0000
ZOO LABORER-SEASONAL	0.4750	0.4750	0.4750
ZOO MAINTENANCE WORKER	9.0000	9.0000	9.0000
ZOO REGISTRAR		1.0000	1.0000
ZOO RETAIL SALES COORDINATOR	1.0000	1.0000	1.0000
ZOO VETERINARIAN	1.0000	1.0000	1.0000
ZOOKEEPER	20.0000	20.0000	20.0000
Community Development Block Grant (CDBG) Fund 2010 - Community Development	**3.1000**		
COMPLIANCE MANAGER	0.3000		
HOUSING FINANCE SPECIALIST	1.8000		

Fund - Division and Position	FY21 Budget	FY22 Budget	FY23 Proposed
SENIOR HOUSING PROGRAM ANALYST	1.0000		
Community Development Block Grant (CDBG) Fund 2010 - Community Development Code Enforcement			
ASSISTANT BUILDING OFFICIAL			
CODE ENFORCEMENT INSPECTOR			
CODE ENFORCEMENT SUPERVISOR			
SENIOR ADMINISTRATIVE ASSISTANT			
SENIOR DEVELOPMENT CENTER REPRESENTATIVE			
Community Development Block Grant (CDBG) Fund 2010 - Community Development Downpayment Delivery	**0.8000**		
HOUSING CONSTRUCTION SUPERVISOR	0.1000		
HOUSING LOAN COORDINATOR	0.7000		
Community Development Block Grant (CDBG) Fund 2010 - Community Development Housing Rehab			
HOUSING REHAB COORDINATOR			
Community Development Block Grant (CDBG) Fund 2011 - Community Development Code Enforcement	**4.0400**		
CODE ENFORCEMENT INSPECTOR	2.9500		
CODE ENFORCEMENT SUPERVISOR	0.5200		
SENIOR DEVELOPMENT CENTER REPRESENTATIVE	0.5700		
Community Development Block Grant (CDBG) Fund 2011 - Community Development Housing Rehab	**0.6000**		
HOUSING CONSTRUCTION SUPERVISOR	0.6000		
Community Development Block Grant (CDBG) Fund 2014 - Community Development			**4.4000**
ASSISTANT DIRECTOR OF HOUSING			0.3000
COMPLIANCE MANAGER			0.3000
HOUSING FINANCE SPECIALIST			1.8000
HOUSING LOAN COORDINATOR			1.0000
SENIOR HOUSING PROGRAM ANALYST			1.0000
Community Development Block Grant (CDBG) Fund 2016 - Community Development			
COMPLIANCE MANAGER			
Community Development Block Grant (CDBG) Fund 2017 - Community Development			
ASSISTANT DIRECTOR OF HOUSING			
HOUSING FINANCE SPECIALIST			
SENIOR HOUSING PROGRAM ANALYST			
Community Development Block Grant (CDBG) Fund 2017 - Community Development Downpayment Delivery			
HOUSING LOAN COORDINATOR			
HOUSING REHAB COORDINATOR			
Community Development Block Grant (CDBG) Fund 2019 - Community Development Downpayment Delivery			**0.1500**
HOUSING CONSTRUCTION SUPERVISOR			0.1000
HOUSING FINANCE SPECIALIST			0.0500
Community Development Block Grant (CDBG) Fund 2020 - Community Development Housing Rehab			**0.6000**
HOUSING CONSTRUCTION SUPERVISOR			0.6000

Fund - Division and Position	FY21 Budget	FY22 Budget	FY23 Proposed
Convention Center & Visitors' Services Fund - Convention Center & Visitors' Services	**34.9500**	**34.9500**	**34.9500**
ASSISTANT DIRECTOR OF CONVENTIONS & TOURISM			1.0000
ASSISTANT DIRECTOR OF TOURISM			1.0000
CATERING ASSISTANT	2.0000	2.0000	2.0000
CONVENTION CENTER & VISITOR BUREAU BUSINESS MANAGER	1.0000	1.0000	1.0000
CONVENTION CENTER & VISITOR BUREAU CUSTOMER SERVICE REPRESENTATIVE	1.0000	1.0000	1.0000
CONVENTION CENTER & VISITOR BUREAU CUSTOMER SERVICE REPRESENTATIVE-PT			
CONVENTION CENTER & VISITOR BUREAU REPRESENTATIVE	1.0000	1.0000	1.0000
CONVENTION CENTER & VISITOR SALES REPRESENTATIVE	4.0000	4.0000	4.0000
CONVENTION CENTER EVENTS ASSISTANT	10.0000	10.0000	10.0000
CONVENTION CENTER MEETING & SALES MANAGER	1.0000	1.0000	
CONVENTION CENTER OPERATIONS MANAGER	1.0000	1.0000	1.0000
CONVENTION CENTER OPERATIONS SUPERVISOR	2.0000	2.0000	2.0000
CONVENTION CENTER OPERATIONS SUPERVISOR LEAD	1.0000	1.0000	1.0000
CONVENTION CENTER SERVICES SUPERVISOR	1.0000	1.0000	1.0000
DIRECTOR OF CONVENTION CENTER & VISITOR BUREAU	1.0000	1.0000	
DIRECTOR OF CONVENTIONS & TOURISM			1.0000
FACILITIES MAINTENANCE TECHNICIAN	1.0000	1.0000	1.0000
MARKETING & COMMUNICATION MANAGER	1.0000	1.0000	
SENIOR ADMINISTRATIVE ASSISTANT	2.0000	2.0000	2.0000
SENIOR CATERING ASSISTANT/COOK	1.0000	1.0000	1.0000
TOURISM SALES SUPERVISOR	1.0000	1.0000	1.0000
VISITOR BUREAU CUSTOMER SERVICE REPRESENTATIVE	1.0000	1.0000	1.0000
VISITOR BUREAU CUSTOMER SERVICE REPRESENTATIVE LEAD	1.0000	1.0000	1.0000
VISITOR BUREAU CUSTOMER SERVICE REPRESENTATIVE-PT	0.9500	0.9500	0.9500
Cottonwood Creek Golf Course Fund - Cottonwood Creek Golf Course	**13.0000**	**11.0000**	**11.0000**
ADMINISTRATIVE ASSISTANT			
ASSISTANT GOLF PROFESSIONAL	4.0000	4.0000	4.0000
CASHIER/FOOD SERVICE ASSISTANT	1.0000		
GOLF COURSE ASSISTANT SUPERINTENDENT	1.0000	1.0000	1.0000
GOLF COURSE EQUIPMENT MECHANIC	1.0000	1.0000	1.0000
GOLF COURSE GENERAL MANAGER	1.0000	1.0000	1.0000
GOLF COURSE MAINTENANCE/IRRIGATION TECHNICIAN	2.0000	1.0000	1.0000
GOLF COURSE RESTAURANT SUPERVISOR	1.0000	1.0000	1.0000
GOLF COURSE SUPERINTENDENT	1.0000	1.0000	1.0000
GOLF SHOP COORDINATOR	1.0000	1.0000	1.0000
COVID McLennan County Rental Assistance - Housing		**1.4000**	
COMPLIANCE MANAGER		0.2000	
HOUSING & ECONOMIC DEVELOPMENT FINANCE SUPERVISOR		0.2000	
HOUSING LOAN COORDINATOR		1.0000	
Department of Housing & Urban Development (HUD) Lead Grant Fund 2019 - Housing	**0.8000**	**0.5000**	**0.5000**

Fund - Division and Position	FY21 Budget	FY22 Budget	FY23 Proposed
ADMINISTRATIVE ASSISTANT	0.5000		
HOUSING FINANCE SPECIALIST		0.2000	0.2000
HOUSING REHABILITATION SPECIALIST	0.3000	0.3000	0.3000
Department of Housing & Urban Development (HUD) Lead Grant Fund 2019 - Housing HUD Lead Rehab Direct	**2.2000**	**2.4500**	**2.4500**
ADMINISTRATIVE ASSISTANT	0.5000		
HOUSING FINANCE SPECIALIST		0.7500	0.7500
HOUSING REHABILITATION SPECIALIST	1.7000	1.7000	1.7000
Department of Housing & Urban Development Continuum of Care Grant (HUD) Fund - Homeless Management Information System (HMIS)	**1.0000**	**1.0000**	**1.0000**
HOMELESS PROGRAM ANALYST	1.0000	1.0000	1.0000
Department of Housing & Urban Development Continuum of Care Grant (HUD) Fund HMIS16 - Housing	**1.0000**	**1.0000**	
HOMELESS PROGRAM ANALYST	1.0000	1.0000	
Drainage Fund - Stormwater Drainage		**9.3061**	**22.6100**
ANALYST - WATERSHED PROTECTION			1.0000
COMPLIANCE MANAGER		1.0000	1.0000
CUSTOMER SERVICE SUPERVISOR		1.0000	1.0000
DIRECTOR OF PUBLIC WORKS		0.2083	0.3300
EDUCATION SPECIALIST-PT			0.4750
ENGINEER			1.0000
ENGINEERING MANAGER		1.0000	
ENVIRONMENTAL HYDROLOGIST-PT			0.4750
ENVIRONMENTAL INSPECTOR		1.0000	
GEOGRAPHIC INFORMATION SYSTEM ANALYST			1.0000
INSPECTOR- WATERSHED PROTECTION			2.0000
LANDFILL ENVIRONMENTAL ANALYST		1.0000	
PARKS CREW LEADER-CDL		1.0000	
PARKS LABORER		1.0000	1.0000
PLANS EXAMINER - ENGINEERING			1.0000
PUBLIC WORKS FINANCE OFFICER		0.0978	0.3300
SENIOR ENGINEER		1.0000	1.0000
SENIOR INSPECTOR - WATERSHED PROTECTION			1.0000
SENIOR PARKS MAINTENANCE WORKER-CDL		1.0000	1.0000
VEGETATION MANAGEMENT PROGRAM/CREEK CLEAN			7.0000
WATERSHED PROTECTION CUSTOMER SERVICE REPRESENTATIVE			1.0000
WATERSHED PROTECTION DIVISION MANAGER			1.0000
Employee Health Insurance Fund - Employee Health Insurance Fund	**1.0000**	**1.0000**	**1.0000**
WELLNESS COORDINATOR	1.0000	1.0000	1.0000
Engineerng Fund - Engineering	**32.6167**	**30.1637**	**40.0000**
ADMINISTRATIVE ASSISTANT	1.0000	1.0000	1.0000
CAPITAL PROGRAM MANAGER			
CITY ENGINEER	1.0000	1.0000	
DEPUTY CITY ENGINEER	1.0000		
DEPUTY DEVELOPMENT ENGINEER	1.0000		

Fund - Division and Position	FY21 Budget	FY22 Budget	FY23 Proposed
DEVELOPMENT ENGINEER	1.0000		
DIRECTOR OF PUBLIC WORKS	0.9500	0.7917	
ENGINEER			1.0000
ENGINEER IN TRAINING	2.0000	4.0000	5.0000
ENGINEERING CONSTRUCTION MANAGER			
ENGINEERING DESIGN TECHNICIAN	4.0000	3.0000	3.0000
ENGINEERING DIVISION MANAGER	1.0000	1.0000	1.0000
ENGINEERING INSPECTION SUPERVISOR	1.0000	1.0000	1.0000
ENGINEERING INSPECTOR	8.0000	8.0000	17.0000
ENGINEERING MANAGER		2.0000	2.0000
ENVIRONMENTAL INSPECTOR	1.0000		
GEOGRAPHIC INFORMATION SYSTEM ANALYST	1.0000	1.0000	1.0000
GEOGRAPHIC INFORMATION SYSTEM TECHNICIAN	1.0000	1.0000	1.0000
LANDFILL ENVIRONMENTAL ANALYST	1.0000		
PRINCIPAL ENGINEER TECHNICAL SERVICES			1.0000
PROJECT ENGINEER	1.0000		
PROJECT MANAGER			
PUBLIC WORKS FINANCE OFFICER	0.6667	0.3720	
SENIOR ADMINISTRATIVE ASSISTANT	1.0000	1.0000	1.0000
SENIOR ENGINEER	1.0000	2.0000	2.0000
SENIOR SURVEY TECHNICIAN	2.0000	2.0000	2.0000
SURVEY TECHNICIAN	1.0000	1.0000	1.0000
Family Violence Grant Fund 16-17 - Police Services		**2.0000**	
POLICE OFFICER		2.0000	
Family Violence Grant Fund 2017-15 - Police Services			**2.0000**
POLICE OFFICER			2.0000
Fleet Services Fund - Fleet Services	**28.9500**	**28.9500**	**28.9500**
EQUIPMENT MECHANIC	7.0000	8.0000	8.0000
EQUIPMENT MECHANIC-CDL	3.0000	3.0000	3.0000
EQUIPMENT MECHANIC-PT	0.9500	0.9500	0.9500
FLEET ASSET RECOVERY PROGRAM COORDINATOR	1.0000	1.0000	1.0000
FLEET ASSET RECOVERY PROGRAM COORDINATOR-CDL		1.0000	1.0000
FLEET ASSET RECOVERY TECHNICIAN	1.0000		
FLEET COURIER	2.0000	2.0000	2.0000
FLEET MANAGER	1.0000	1.0000	1.0000
FLEET SERVICE WRITER	1.0000		
FLEET SUPERVISOR	1.0000	1.0000	1.0000
FLEET SUPERVISOR-CDL	2.0000	2.0000	2.0000
FLEET/ASSET RECOVERY SUPERVISOR	1.0000	1.0000	1.0000
MATERIAL & INVENTORY TECHNICIAN	2.0000	2.0000	2.0000
SENIOR ADMINISTRATIVE ASSISTANT	1.0000	1.0000	1.0000
SENIOR EQUIPMENT MECHANIC	2.0000	2.0000	2.0000
SENIOR EQUIPMENT MECHANIC-CDL	3.0000	3.0000	3.0000
General Fund - Animal Services	**21.4750**	**21.4750**	**21.4750**
ANIMAL CONTROL MANAGER			
ANIMAL CONTROL OFFICER	4.0000	4.0000	4.0000
ANIMAL CONTROL SUPERVISOR	1.0000	1.0000	1.0000
ANIMAL SERVICES MANAGER			

Fund - Division and Position	FY21 Budget	FY22 Budget	FY23 Proposed
ANIMAL SERVICES OPERATIONS MANAGER			1.0000
ANIMAL SERVICES SENIOR ADMINISTRATIVE ASSISTANT	1.0000	1.0000	
ANIMAL SERVICES SUPERVISOR	1.0000	1.0000	1.0000
ANIMAL SERVICES TECHNICIAN	4.0000	6.0000	6.0000
ANIMAL SERVICES TECHNICIAN-PT	0.4750	0.4750	0.4750
ANIMAL SERVICES VETERINARIAN	1.0000	1.0000	1.0000
ANIMAL SERVICES VETERINARIAN TECHNICIAN	2.0000	2.0000	2.0000
ANIMAL SHELTER ADMINISTRATOR	1.0000	1.0000	1.0000
SENIOR ANIMAL SERVICES TECHNICIAN	6.0000	4.0000	4.0000
General Fund - City Manager's Office	**17.7500**	**18.7500**	**20.7500**
ASSISTANT CITY MANAGER	3.0000	3.0000	3.0000
BUSINESS SUPPORT MANAGER	1.0000	1.0000	1.0000
CHIEF OF STAFF		1.0000	1.0000
CITY MANAGER	1.0000	1.0000	1.0000
DEPUTY CITY MANAGER	1.0000	1.0000	1.0000
DIRECTOR OF HOUSING			1.0000
EQUITY & INCLUSION OFFICER			1.0000
EXECUTIVE ASSISTANT TO CITY MANAGER	1.0000		
EXECUTIVE ASSISTANT TO CITY MANAGER'S OFFICE	2.0000	2.0000	2.0000
EXECUTIVE ASSISTANT TO MAYOR & COUNCIL		1.0000	1.0000
EXECUTIVE COORDINATOR	1.0000		
INTERN-PT	4.7500	4.7500	4.7500
MANAGEMENT ANALYST		2.0000	1.0000
MANAGEMENT ANALYST II			1.0000
MANAGEMENT DEVELOPMENT PROGRAM	2.0000		
PROJECT MANAGER			2.0000
SMALL BUSINESS & EQUITY SUPPORT	1.0000	1.0000	
SUSTAINABILITY PROGRAMS MANAGER		1.0000	
General Fund - City Manager's Office - Internal Audit			**1.0000**
PROCESS IMPROVEMENT MANAGER			1.0000
General Fund - City Secretary	**7.0000**	**7.0000**	**7.0000**
ASSISTANT CITY SECRETARY	1.0000	1.0000	1.0000
CITY SECRETARY	1.0000	1.0000	1.0000
CITY SECRETARY ADMINISTRATIVE SPECIALIST	3.0000	3.0000	3.0000
PUBLIC RECORDS SPECIALIST	2.0000	2.0000	2.0000
RECORDS COORDINATOR			
General Fund - Development Services	**26.3000**	**29.0000**	**45.2000**
ADMINISTRATIVE ASSISTANT	1.5000	1.0000	1.0000
BUILDING INSPECTOR	2.0000	2.0000	2.0000
BUILDING OFFICIAL	1.0000	1.0000	1.0000
CODE ENFORCEMENT INSPECTOR			12.0000
CODE ENFORCEMENT MANAGER			1.0000
CODE ENFORCEMENT SUPERVISOR			1.0000
COMBINATION INSPECTOR	1.0000	2.0000	2.0000
DIRECTOR OF PLANNING	1.0000	1.0000	1.0000
ELECTRICAL INSPECTOR	2.0000	2.0000	2.0000
NEW CONSTRUCTION SUPERVISOR	1.0000	1.0000	1.0000
PERMIT TECHNICIAN	2.0000	3.0000	3.0000

Fund - Division and Position	FY21 Budget	FY22 Budget	FY23 Proposed
PLANNER	2.8000	4.0000	3.0000
PLANNING MANAGER		1.0000	2.0000
PLANNING/INSPECTIONS INFORMATION & COMMUNICATION SPECIALIST	1.0000	1.0000	1.0000
PLANNING/INSPECTIONS SUPERVISOR	1.0000	1.0000	1.0000
PLANS EXAMINER	3.0000	3.0000	3.0000
PLUMBING/MECHANICAL INSPECTOR	2.0000	2.0000	2.0000
PROPERTY ASSET MANAGER	1.0000	1.0000	1.0000
SENIOR ADMINISTRATIVE ASSISTANT	1.0000	1.0000	1.0000
SENIOR DEVELOPMENT CENTER REPRESENTATIVE			2.0000
SENIOR PERMIT TECHNICIAN	2.0000	1.0000	1.0000
SENIOR PLANNER	1.0000	1.0000	1.2000
ZONING INSPECTOR			
General Fund - Economic Development	**3.3000**	**4.3000**	**4.0000**
DIRECTOR OF ECONOMIC DEVELOPMENT			1.0000
ECONOMIC DEVELOPMENT COORDINATOR	1.0000	1.0000	1.0000
ECONOMIC DEVELOPMENT MANAGER	1.0000	1.0000	1.0000
ECONOMIC DEVELOPMENT PROJECT MANAGER		1.0000	1.0000
EXECUTIVE DIRECTOR OF ECONOMIC DEVELOPMENT	1.0000	1.0000	
HOUSING & ECONOMIC DEVELOPMENT FINANCE SUPERVISOR	0.3000	0.3000	
General Fund - Emergency Management	**6.0000**	**6.0000**	**6.0000**
ADMINISTRATIVE ASSISTANT	1.0000	1.0000	1.0000
ASSISTANT EMERGENCY MANAGEMENT COORDINATOR	1.0000	1.0000	1.0000
EMERGENCY MANAGEMENT COORDINATOR	1.0000	1.0000	1.0000
RADIO COMMUNICATION SUPERVISOR	1.0000	1.0000	1.0000
RADIO COMMUNICATION TECHNICIAN	2.0000	2.0000	2.0000
General Fund - Facilities	**24.5000**	**23.5000**	**25.5000**
ADMINISTRATIVE ASSISTANT	2.0000	2.0000	2.0000
ASSISTANT DIRECTOR OF GENERAL SERVICES	1.0000		
BUILDING ATTENDANT	8.0000	8.0000	8.0000
CUSTODIAL SUPERVISOR	2.0000	2.0000	2.0000
FACILITIES BUILDING ATTENDANT-PT	0.5000	0.5000	0.5000
FACILITIES MAINTENANCE COORDINATOR	1.0000	1.0000	
FACILITIES MAINTENANCE TECHNICIAN	4.0000	3.0000	5.0000
FACILITIES MANAGER	1.0000	1.0000	1.0000
FACILITIES PROJECT COORDINATOR			1.0000
FACILITIES PROJECT MANAGER	1.0000	1.0000	1.0000
MASTER ELECTRICIAN	2.0000	2.0000	2.0000
MASTER ELECTRICIAN-CDL			
MASTER HVAC MECHANIC	2.0000	3.0000	2.0000
SENIOR FACILITIES PROJECT MANAGER			1.0000
General Fund - Finance	**27.6750**	**22.6750**	**23.0000**
ACCOUNTING SPECIALIST	5.0000	5.0000	5.0000
ADMINISTRATIVE ASSISTANT	1.0000	1.0000	1.0000
ASSISTANT DIRECTOR OF FINANCE	2.0000	2.0000	2.0000
BUDGET ANALYST	4.0000		
BUDGET MANAGER	1.0000		

Fund - Division and Position	FY21 Budget	FY22 Budget	FY23 Proposed
CHIEF FINANCIAL OFFICER	1.0000	1.0000	1.0000
FINANCE ACCOUNTS PAYABLE SUPERVISOR	1.0000	1.0000	1.0000
FINANCE SUPERVISOR	2.0000	2.0000	2.0000
FINANCIAL ANALYST			1.0000
FINANCIAL PROFESSIONAL-PT	0.4500	0.2500	
GRANTS COORDINATOR	1.0000	1.0000	1.0000
PAYROLL SPECIALIST	4.0000	4.0000	4.0000
PAYROLL SUPERVISOR	1.0000	1.0000	1.0000
SENIOR FINANCIAL ANALYST	4.0000	4.0000	4.0000
SENIOR FINANCIAL PROFESSIONAL-PT	0.2250	0.4250	
General Fund - Finance - Office of Management & Budget			**4.0000**
BUDGET ANALYST			3.0000
BUDGET MANAGER			1.0000
General Fund - Fire Services	**209.0000**	**215.0000**	**219.0000**
BATTALION CHIEF	6.0000	6.0000	6.0000
DEPUTY FIRE CHIEF	3.0000	3.0000	3.0000
FIRE ALARM CUSTOMER SERVICE REPRESENTATIVE	2.0000	5.0000	5.0000
FIRE CAPTAIN - PREVENTION	1.0000	1.0000	
FIRE CAPTAIN - SUPPRESSION	14.0000	14.0000	
FIRE CAPTAIN - TRAINING	1.0000	1.0000	
FIRE CAPTAIN-PREVENTION			1.0000
FIRE CAPTAIN-SUPPRESSION			14.0000
FIRE CAPTAIN-TRAINING			1.0000
FIRE CHIEF	1.0000	1.0000	1.0000
FIRE EQUIPMENT ENGINEER	54.0000	54.0000	54.0000
FIRE LIEUTENANT - PREVENTION	3.0000	3.0000	
FIRE LIEUTENANT - STATION	37.0000	37.0000	
FIRE LIEUTENANT - TRAINING		1.0000	
FIRE LIEUTENANT ALARM OFFICE	5.0000	4.0000	
FIRE LIEUTENANT-ALARM OFFICE			4.0000
FIRE LIEUTENANT-PREVENTION			3.0000
FIRE LIEUTENANT-STATION			37.0000
FIRE LIEUTENANT-TRAINING			1.0000
FIRE PREVENTION SPECIALIST	1.0000	1.0000	1.0000
FIREFIGHTER	78.0000	81.0000	85.0000
OFFICE SPECIALIST	2.0000	2.0000	2.0000
SENIOR ADMINISTRATIVE ASSISTANT	1.0000	1.0000	1.0000
General Fund - Housing	**13.4600**	**20.9500**	**3.4000**
ASSISTANT DIRECTOR OF HOUSING			0.6000
CODE ENFORCEMENT INSPECTOR	6.0500	9.0000	
CODE ENFORCEMENT MANAGER	1.0000	1.0000	
CODE ENFORCEMENT SUPERVISOR	0.4800	1.0000	
COMPLIANCE MANAGER	0.6000	0.7000	0.6000
DIRECTOR OF HOUSING	1.0000	1.0000	
HOMELESS PROGRAM COORDINATOR	1.0000	1.0000	1.0000
HOUSING & ECONOMIC DEVELOPMENT FINANCE SUPERVISOR	0.7000	0.5000	1.0000
HOUSING CONSTRUCTION SUPERVISOR		0.7000	

Fund - Division and Position	FY21 Budget	FY22 Budget	FY23 Proposed
HOUSING FINANCE SPECIALIST	0.2000	2.0500	0.2000
SENIOR DEVELOPMENT CENTER REPRESENTATIVE	1.4300	2.0000	
SENIOR HOUSING PROGRAM ANALYST		1.0000	
ZONING INSPECTOR	1.0000	1.0000	
General Fund - Human Resources	**14.9500**	**15.9500**	**17.9500**
ADA COMPLIANCE OFFICER			1.0000
ASSISTANT DIRECTOR OF HUMAN RESOURCES	1.0000	1.0000	1.0000
DIRECTOR OF HUMAN RESOURCES	1.0000	1.0000	1.0000
EMPLOYEE RELATIONS COORDINATOR	1.0000	1.0000	1.0000
EMPLOYEE RELATIONS MANAGER	1.0000	1.0000	1.0000
EMPLOYEE RELATIONS SPECIALIST	1.0000	1.0000	1.0000
HUMAN RESOURCES ANALYST			2.0000
HUMAN RESOURCES ASSISTANT	1.0000	1.0000	
HUMAN RESOURCES GENERALIST	2.0000	5.0000	1.0000
HUMAN RESOURCES INTERN-PT	0.4750	0.4750	0.4750
HUMAN RESOURCES RECRUITER			4.0000
HUMAN RESOURCES SENIOR ADMINISTRATIVE ASSISTANT	1.0000	1.0000	1.0000
HUMAN RESOURCES SPECIALIST	3.0000	1.0000	1.0000
HUMAN RESOURCES SUPERVISOR	1.0000	1.0000	1.0000
SENIOR HUMAN RESOURCES PROFESSIONAL-PT	0.4750	0.4750	0.4750
TRAINING MANAGER	1.0000	1.0000	1.0000
TRAINING SUPERVISOR			
General Fund - Information Technology	**31.0000**	**32.0000**	
ASSISTANT DIRECTOR OF INFORMATION TECHNOLOGY	1.0000	1.0000	
CHIEF INFORMATION OFFICER	1.0000	1.0000	
DECISION SUPPORT DEVELOPER		2.0000	
INFORMATION TECHNOLOGY ANALYST	8.0000	8.0000	
INFORMATION TECHNOLOGY MANAGER	4.0000	4.0000	
INFORMATION TECHNOLOGY MANAGER - ENTERPRISE APPLICATIONS	1.0000	1.0000	
INFORMATION TECHNOLOGY TECHNICIAN	9.0000	9.0000	
SENIOR ADMINISTRATIVE ASSISTANT	1.0000	1.0000	
SENIOR APPLICATION ANALYST	1.0000	1.0000	
SENIOR APPLICATION PROGRAMMER		1.0000	
SENIOR INFORMATION TECHNOLOGY ANALYST	4.0000	1.0000	
SENIOR INFORMATION TECHNOLOGY ANALYST - SECURITY	1.0000	1.0000	
SENIOR SYSTEMS ADMINISTRATOR		1.0000	
General Fund - Inspections			
ASSISTANT BUILDING OFFICIAL			
BUILDING INSPECTION SUPERVISOR			
BUILDING INSPECTOR			
CHIEF BUILDING OFFICIAL			
CODE ENFORCEMENT INSPECTOR			
CODE ENFORCEMENT SUPERVISOR			
COMBINATION INSPECTOR			
ELECTRICAL INSPECTOR			
PERMIT TECHNICIAN			
PLANS EXAMINER			

Fund - Division and Position	FY21 Budget	FY22 Budget	FY23 Proposed
PLANS EXAMINER SUPERVISOR			
PLUMBING/MECHANICAL INSPECTOR			
SENIOR ADMINISTRATIVE ASSISTANT			
SENIOR DEVELOPMENT CENTER REPRESENTATIVE			
SENIOR PERMIT TECHNICIAN			
General Fund - Legal	**10.0000**	**11.0000**	**11.0000**
ASSISTANT CITY ATTORNEY	4.0000	4.0000	5.0000
CITY ATTORNEY	1.0000	1.0000	1.0000
LEGAL SECRETARY	2.0000	2.0000	2.0000
PARALEGAL	1.0000	1.0000	1.0000
SENIOR ASSISTANT CITY ATTORNEY	2.0000	3.0000	2.0000
General Fund - Library Services	**47.6250**	**47.6250**	**48.6500**
CHILDREN'S LIBRARIAN	3.0000	2.0000	3.0000
DIRECTOR OF LIBRARY SERVICES	1.0000	1.0000	1.0000
LIBRARIAN	8.0000	8.0000	8.0000
LIBRARY ASSISTANT-PT	7.6250	7.6250	7.6500
LIBRARY ASSOCIATE	17.0000	17.0000	17.0000
LIBRARY BRANCH MANAGER	4.0000	4.0000	4.0000
LIBRARY CIRCULATION COORDINATOR	1.0000	1.0000	1.0000
LIBRARY CIRCULATION SUPERVISOR	1.0000	1.0000	1.0000
LIBRARY COMMUNITY SERVICES SUPERVISOR	1.0000	1.0000	1.0000
LIBRARY GENEALOGY & PERIODICALS SUPERVISOR	1.0000	1.0000	1.0000
LIBRARY SENIOR FINANCIAL ANALYST			1.0000
LIBRARY TECHNICAL SERVICES SUPERVISOR	1.0000	1.0000	1.0000
LIBRARY YOUTH SERVICES COORDINATOR		1.0000	1.0000
SENIOR ADMINISTRATIVE ASSISTANT	1.0000	1.0000	1.0000
SENIOR FINANCIAL ANALYST	1.0000	1.0000	
General Fund - Municipal Court	**14.0000**	**14.0000**	**14.0000**
ASSISTANT COURT MANAGER	1.0000	1.0000	1.0000
CHIEF DEPUTY COURT CLERK	1.0000	1.0000	1.0000
DEPUTY COURT CLERK	10.0000	8.0000	8.0000
MUNICIPAL COURT JUDGE	1.0000	1.0000	1.0000
MUNICIPAL COURT MANAGER	1.0000	1.0000	1.0000
SENIOR DEPUTY COURT CLERK		2.0000	2.0000
SENIOR FINANCIAL ANALYST			
General Fund - Municipal Information	**9.0000**	**13.0000**	**13.0000**
ADMINISTRATIVE SPECIALIST		1.0000	1.0000
APPROVED FY22 POSITION		1.0000	1.0000
ASSISTANT DIRECTOR - CREATIVE SERVICES			1.0000
ASSISTANT DIRECTOR OF MUNICIPAL INFORMATION	1.0000	1.0000	
COURIER	1.0000		
DIGITAL MEDIA SPECIALIST		1.0000	1.0000
DIRECTOR OF COMMUNICATIONS & MARKETING			1.0000
DIRECTOR OF MUNICIPAL INFORMATION	1.0000	1.0000	
EXECUTIVE PRODUCER			1.0000
GRAPHICS/PRINT SHOP COORDINATOR	1.0000	1.0000	1.0000
GRAPHICS/PRINT SHOP SUPERVISOR			
GRAPHICS/PRINT SHOP TECHNICIAN			1.0000

Fund - Division and Position	FY21 Budget	FY22 Budget	FY23 Proposed
GRAPHICS/PRINTSHOP TECHNICIAN		1.0000	
MULTIMEDIA SPECIALIST		1.0000	1.0000
MUNICIPAL TV SUPERVISOR	1.0000	1.0000	
PUBLIC INFORMATION & COMMUNICATIONS SPECIALIST	1.0000	1.0000	1.0000
PUBLIC INFORMATION & COMMUNICATIONS SUPERVISOR	1.0000	1.0000	1.0000
VIDEO PRODUCTION SPECIALIST	1.0000	1.0000	2.0000
VIDEO PRODUCTION TECHNICIAN	1.0000	1.0000	
General Fund - Neighborhood Engagement	**1.0000**	**2.0000**	**2.0000**
DIRECTOR OF NEIGHBORHOOD ENGAGEMENT		1.0000	1.0000
NEIGHBORHOOD ENGAGEMENT PROGRAM COORDINATOR		1.0000	1.0000
NEIGHNBORHOOD VITALITY	1.0000		
General Fund - Office of Management & Budget		**5.0000**	
BUDGET ANALYST		3.0000	
BUDGET MANAGER		1.0000	
DIRECTOR OF OFFICE OF MANAGEMENT & BUDGET		1.0000	
General Fund - Parks and Recreation	**140.3376**	**131.5876**	**133.1322**
ADMINISTRATIVE ASSISTANT	2.0000	2.0000	2.0000
ASSISTANT DIRECTOR OF PARKS AND RECREATION			1.0000
ATHLETIC PROGRAM COORDINATOR	1.0000	1.0000	1.0000
ATHLETICS PROGRAMMER		2.0000	2.0000
BUSINESS SUPPORT SPECIALIST	1.0000	1.0000	1.0000
COMMUNITY CENTER MANAGER			
COMMUNITY CENTER SUPERVISOR	3.0000	3.0000	3.0000
DIRECTOR OF PARKS & RECREATION	1.0000	1.0000	1.0000
EQUIPMENT MECHANIC	1.0000	1.0000	1.0000
EVENTS & PROMOTIONS COORDINATOR	1.0000		1.0000
EVENTS & PROMOTIONS SPECIALIST	1.0000		1.0000
EVENTS SPECIALIST			
FACILITIES MAINTENANCE TECHNICIAN	1.0000	1.0000	1.0000
FACILITIES MAINTENANCE TECHNICIAN-CDL			
HISTORIC SITE ASSISTANT	4.0000	4.0000	3.0000
HISTORIC SITE ASSISTANT-PT	3.6000	3.6000	3.1500
HISTORIC SITE MANAGER	1.0000	1.0000	1.0000
HISTORIC SITE PROGRAMMER			1.0000
LANDSCAPING TECHNICIAN	1.0000	1.0000	1.0000
LANDSCAPING TECHNICIAN-CDL			
MASTER ELECTRICIAN-CDL	1.0000	1.0000	1.0000
OFFICE SPECIALIST	1.0000	1.0000	1.0000
PARK & RECREATION FINANCE SUPERVISOR	1.0000	1.0000	1.0000
PARK & RECREATION SENIOR FINANCE ANALYST	1.0000	1.0000	1.0000
PARK DEVELOPMENT INSPECTOR	1.0000	1.0000	1.0000
PARK DEVELOPMENT PROJECT MANAGER			1.0000
PARK PLANNER	1.0000	1.0000	1.0000
PARK RANGER	8.0000	5.0000	5.0000
PARK RANGER LEAD	1.0000	1.0000	1.0000
PARK RANGER SUPERVISOR	1.0000	1.0000	1.0000
PARK RANGER-PT	1.2250	0.4750	0.4750
PARKS & RECREATION MANAGER	4.0000	4.0000	4.0000

Fund - Division and Position	FY21 Budget	FY22 Budget	FY23 Proposed
PARKS CREW LEADER	3.0000	3.0000	3.0000
PARKS CREW LEADER-CDL	1.0000		
PARKS FIELD SUPERVISOR	2.0000	2.0000	2.0000
PARKS FIELD SUPERVISOR-CDL	2.0000	2.0000	2.0000
PARKS LABORER	24.0000	23.0000	23.0000
PARKS LABORER-PT	0.9500	0.9500	0.9500
PARKS MAINTENANCE SUPERVISOR	2.0000	2.0000	2.0000
PARKS MAINTENANCE TECHNICIAN	2.0000	2.0000	2.0000
PARKS MAINTENANCE TECHNICIAN-CDL	1.0000	1.0000	1.0000
PARKS MAINTENANCE WORKER	5.0000	5.0000	4.0000
PARKS SUPERINTENDENT			
PROMOTIONS SPECIALIST	1.0000	1.0000	
RECREATION AIDE-PT	8.5450	8.5450	7.5396
RECREATION AIDE-SEASONAL	4.6176	4.6176	4.6176
RECREATION LEAD	5.0000	5.0000	5.0000
RECREATION PROGRAMMER	5.0000	3.0000	3.0000
RECREATION PROGRAMMER-SEASONAL	0.4000	0.4000	0.4000
RECREATION SUPERINTENDENT			
SENIOR PARK PLANNER	1.0000	1.0000	
SENIOR PARKS MAINTENANCE WORKER	20.0000	20.0000	22.0000
SENIOR PARKS MAINTENANCE WORKER-CDL	9.0000	8.0000	8.0000
General Fund - Police Services	**369.1750**	**379.1750**	**380.7000**
911 TELECOMMUNICATOR	28.0000	28.0000	28.0000
911 TELECOMMUNICATOR SUPERVISOR	7.0000	7.0000	7.0000
911 TELECOMMUNICATOR-PT	1.9000	1.9000	1.9000
ADMINISTRATIVE ASSISTANT	1.0000	1.0000	1.0000
ASSISTANT POLICE CHIEF	3.0000	3.0000	3.0000
ASSISTANT SEX OFFENDER REGISTRATION COORDINATOR-PT	0.4750	0.4750	0.4750
BACKGROUND INVESTIGATOR-PT	0.9500	0.9500	0.9500
CRIME PREVENTION SPECIALIST	1.0000	1.0000	1.0000
EMERGENCY COMMUNICATIONS MANAGER/911	1.0000	1.0000	1.0000
LABORATORY/CRIME SCENE TECHNICIAN	1.0000	1.0000	1.0000
LATENT PRINT EXAMINER	1.0000	1.0000	1.0000
LATENT PRINT/CRIME SCENE TECHNICIAN	5.0000	5.0000	5.0000
LATENT PRINT/CRIME SCENE TECHNICIAN-PT	0.9500	0.9500	0.9500
OFFICE SPECIALIST	6.0000	6.0000	6.0000
POLICE CERTIFIED CRIME ANALYST	2.0000	2.0000	2.0000
POLICE CHIEF	1.0000	1.0000	1.0000
POLICE COMMANDER	11.0000	11.0000	11.0000
POLICE DIGITAL MEDIA SUPERVISOR	1.0000	1.0000	1.0000
POLICE DIGITAL MEDIA TECHNICIAN	1.0000	1.0000	1.0000
POLICE OFFICER	215.0000	225.0000	223.0000
POLICE OPEN RECORDS REPRESENTATIVE	2.0000	2.0000	2.0000
POLICE PLANNER	3.0000	3.0000	3.0000
POLICE PLANNING & BUDGET MANAGER	1.0000	1.0000	1.0000
POLICE RECORDS MANAGER	1.0000	1.0000	1.0000
POLICE RECORDS REPRESENTATIVE	16.0000	16.0000	16.0000

Fund - Division and Position	FY21 Budget	FY22 Budget	FY23 Proposed
POLICE RECORDS REPRESENTATIVE-PT	1.9000	1.9000	1.9000
POLICE RECORDS SUPERVISOR	8.0000	8.0000	8.0000
POLICE SERGEANT	37.0000	37.0000	39.0000
POLICE STAFF SPECIALIST	1.0000	1.0000	1.0000
PROPERTY ROOM TECHNICIAN	2.0000	2.0000	2.0000
PUBLIC INFORMATION OFFICER-CIVILIAN	1.0000	1.0000	1.0000
SENIOR ADMINISTRATIVE ASSISTANT	1.0000	1.0000	1.0000
SEX OFFENDER REGISTRATION COORDINATOR	1.0000	1.0000	1.5250
SOCIAL RESOURCE SUPERVISOR			1.0000
VICTIM SERVICES COORDINATOR	2.0000	2.0000	2.0000
VICTIM SERVICES MANAGER	1.0000	1.0000	1.0000
WARRANTS COORDINATOR	1.0000	1.0000	1.0000
General Fund - Purchasing	**8.0000**	**8.0000**	**8.0000**
DIRECTOR OF GENERAL SERVICES	1.0000	1.0000	1.0000
MATERIAL & INVENTORY TECHNICIAN	1.0000	1.0000	1.0000
PURCHASING AGENT	4.0000	4.0000	3.0000
PURCHASING MANAGER	1.0000	1.0000	1.0000
SENIOR ADMINISTRATIVE ASSISTANT	1.0000	1.0000	1.0000
SENIOR PURCHASING AGENT			1.0000
General Fund - Streets & Drainage	**44.0500**	**43.3557**	**44.6800**
ADMINISTRATIVE ASSISTANT			
ASSISTANT DIRECTOR OF PUBLIC WORKS OPERATIONS			
ASSISTANT STREETS SUPERINTENDENT-CDL	1.0000	1.0000	1.0000
COMMUNITY OUTREACH COORDINATOR	1.0000	1.0000	1.0000
DIRECTOR OF PUBLIC WORKS			0.3400
ENGINEERING CONSTRUCTION MANAGER	1.0000	1.0000	1.0000
ENGINEERING MANAGER	1.0000		
HEAVY EQUIPMENT OPERATOR-CDL	10.0000	10.0000	12.0000
OFFICE SPECIALIST	2.0000	2.0000	2.0000
PROJECT MANAGER	1.0000	1.0000	1.0000
PUBLIC WORKS FINANCE OFFICER	0.0500	0.3557	0.3400
PUBLIC WORKS OPERATIONS CREW LEAD			1.0000
PUBLIC WORKS OPERATIONS CREW LEAD-CDL	4.0000	4.0000	4.0000
PUBLIC WORKS SAFETY & TRAINING COORDINATOR			
SENIOR ADMINISTRATIVE ASSISTANT	1.0000	1.0000	1.0000
SENIOR ENGINEER	1.0000	1.0000	1.0000
SENIOR HEAVY EQUIPMENT OPERATOR-CDL	12.0000	12.0000	12.0000
STRATEGIC RESOURCE ANALYST	1.0000	1.0000	1.0000
STREET DIVISION MANAGER	1.0000	1.0000	1.0000
STREET MAINTENANCE WORKER	6.0000	6.0000	4.0000
STREETS SUPERINTENDENT	1.0000	1.0000	1.0000
General Fund - Sustainability			**1.0000**
SUSTAINABILITY PROGRAMS MANAGER			1.0000
General Fund - Traffic	**21.5250**	**20.6495**	**19.6600**
DIRECTOR OF PUBLIC WORKS			0.3300
INTERN-PT	0.4750	0.4750	
PUBLIC WORKS FINANCE OFFICER	0.0500	0.1745	0.3300
SENIOR HEAVY EQUIPMENT OPERATOR-CDL	2.0000	2.0000	2.0000

Fund - Division and Position	FY21 Budget	FY22 Budget	FY23 Proposed
SIGN SHOP FABRICATOR-CDL	1.0000	1.0000	1.0000
TRAFFIC ANALYST	2.0000	2.0000	1.0000
TRAFFIC ENGINEER	1.0000	1.0000	1.0000
TRAFFIC ENGINEER IN TRAINING	1.0000		
TRAFFIC ENGINEERING MANAGER	1.0000	1.0000	1.0000
TRAFFIC SIGNAL SUPERVISOR-CDL	1.0000	1.0000	1.0000
TRAFFIC SIGNAL TECHNICIAN LEAD-CDL			
TRAFFIC SIGNAL TECHNICIAN-CDL	5.0000	5.0000	5.0000
TRAFFIC SIGNS & MARKINGS TECHNICIAN LEAD-CDL			
TRAFFIC SIGNS & MARKINGS TECHNICIAN-CDL	5.0000	5.0000	5.0000
TRAFFIC SUPERINTENDENT-CDL	1.0000	1.0000	1.0000
TRAFFIC SUPERVISOR-CDL	1.0000	1.0000	1.0000
Health Grants Fund - Environmental Health		**7.0000**	**7.0000**
ENVIRONMENTAL INSPECTOR		1.0000	1.0000
HEALTH OFFICE SPECIALIST		1.0000	1.0000
OFFICE SPECIALIST			
SANITARIAN		5.0000	5.0000
Health Grants Fund - Environmental Health Services	**7.0000**		
ENVIRONMENTAL INSPECTOR	1.0000		
HEALTH OFFICE SPECIALIST	1.0000		
SANITARIAN	5.0000		
Health Grants Fund - HIV/AIDS Services	**7.0000**	**7.0000**	**6.7000**
HEALTH OFFICE SPECIALIST	0.7500	0.7500	0.7500
PUBLIC HEALTH CASE WORKER	3.0000	3.0000	3.0000
PUBLIC HEALTH CASE WORKER SUPERVISOR	0.7500	0.7500	0.4500
PUBLIC HEALTH INTERVENTION & OUTREACH SPECIALIST	2.0000	2.0000	2.0000
REGISTERED NURSE SUPERVISOR	0.5000	0.5000	0.5000
Health Grants Fund - Public Health Nursing	**14.2000**	**9.5000**	**23.5000**
COMMUNITY HEALTH AMBASSADOR			2.0000
COMMUNITY HEALTH WORKER I	1.0000		
COMMUNITY HEALTH WORKER II	1.0000		
COMMUNITY HEALTH WORKER-PT	2.7000		
EMERGENCY PREPAREDNESS SPECIALIST			1.0000
EPIDEMIOLOGIST	1.0000	1.0000	1.0000
HEALTH EQUITY, PROMOTION & PREVENTION MANAGER			1.0000
HEALTH OFFICE SPECIALIST	1.0000	1.0000	3.0000
MENTAL HEALTH SERVICES SPECIALIST			1.0000
PROGRAM EVALUATOR			1.0000
PUBLIC HEALTH EDUCATION SPECIALIST	1.0000	1.0000	3.0000
PUBLIC HEALTH EMERGENCY PREPAREDNESS COORDINATOR	1.0000	1.0000	1.0000
PUBLIC HEALTH FELLOW			1.0000
PUBLIC HEALTH INFORMATION & COMMUNICATION SPECIALIST			1.0000
PUBLIC HEALTH INTERVENTION & OUTREACH SPECIALIST	1.0000	1.0000	3.0000
PUBLIC HEALTH INTERVENTION & OUTREACH SUPERVISOR	1.0000	1.0000	1.0000
PUBLIC HEALTH PLANNER	1.0000	1.0000	1.0000
REGISTERED NURSE	1.0000	1.0000	1.0000

Fund - Division and Position	FY21 Budget	FY22 Budget	FY23 Proposed
REGISTERED NURSE SUPERVISOR	1.5000	1.5000	1.5000
Health Grants Fund - Women, Infants, and Children (WIC)	**20.0000**	**20.0000**	**20.0000**
HEALTH OFFICE SPECIALIST	5.0000	3.0000	3.0000
HEALTH WIC CERTIFICATION SPECIALIST	4.0000	7.0000	7.0000
HEALTH WIC CERTIFYING SITE LEAD	2.0000	2.0000	2.0000
NUTRITION PROGRAM SUPERVISOR	1.0000	1.0000	1.0000
PUBLIC HEALTH NUTRITION/WIC MANAGER	1.0000	1.0000	1.0000
REGISTERED DIETITIAN	1.0000	1.0000	1.0000
WIC CERTIFYING AUTHORITY	4.0000	5.0000	5.0000
WIC OFFICE ASSISTANT	2.0000		
Housing & Urban Development (HOME) Grant Fund 2014 - Housing & Urban Development (HOME)		**0.4000**	**0.5000**
ASSISTANT DIRECTOR OF HOUSING			0.1000
COMPLIANCE MANAGER		0.1000	0.1000
HOUSING CONSTRUCTION SUPERVISOR		0.3000	0.3000
Housing & Urban Development (HOME) Grant Fund 2016 - Housing & Urban Development (HOME)			
HOUSING LOAN COORDINATOR			
HOUSING REHAB COORDINATOR			
Housing & Urban Development (HOME) Grant Fund 2017/2013 - Housing & Urban Development (HOME)	**0.7000**		
COMPLIANCE MANAGER	0.1000		
HOUSING CONSTRUCTION SUPERVISOR	0.3000		
HOUSING LOAN COORDINATOR	0.3000		
Information Technology Fund - Information Technology			**34.0000**
APPLICATION ANALYST			1.0000
ASSISTANT DIRECTOR OF INFORMATION TECHNOLOGY			1.0000
CHIEF INFORMATION OFFICER			1.0000
DECISION SUPPORT DEVELOPER			2.0000
INFORMATION TECHNOLOGY ANALYST			7.0000
INFORMATION TECHNOLOGY ANALYST - SECURITY			1.0000
INFORMATION TECHNOLOGY MANAGER			4.0000
INFORMATION TECHNOLOGY MANAGER-ENTERPRISE APPLICATIONS			1.0000
INFORMATION TECHNOLOGY TECHNICIAN			9.0000
SENIOR ADMINISTRATIVE ASSISTANT			1.0000
SENIOR APPLICATION PROGRAMMER			1.0000
SENIOR APPLICATIONS ANALYST			1.0000
SENIOR INFORMATION TECHNOLOGY ANALYST			2.0000
SENIOR INFORMATION TECHNOLOGY ANALYST - SECURITY			1.0000
SENIOR SYSTEMS ADMINISTRATOR			1.0000
Metropolitan Planning Organization (MPO) Grant Fund - Metropolitan Planning Org. (MPO)	**3.7000**	**3.0000**	**2.8000**
ADMINISTRATIVE ASSISTANT	0.5000		
METROPOLITAN PLANNING ORGANIZATION DIRECTOR	1.0000	1.0000	1.0000
PLANNER	0.2000		
SENIOR PLANNER	2.0000	2.0000	1.8000
Risk Management Fund - Risk Management	**2.0000**	**2.0000**	**4.0000**

Fund - Division and Position	FY21 Budget	FY22 Budget	FY23 Proposed
CLAIMS SPECIALIST	1.0000	1.0000	1.0000
CLINIC COORDINATOR			
RISK COORDINATOR			1.0000
SAFETY COORDINATOR	1.0000	1.0000	1.0000
SAFETY MANAGER			1.0000
Risk Management Fund - Risk Management - Safety			**4.0000**
SAFETY SPECIALISTS			4.0000
Solid Waste Fund - Solid Waste	**91.2833**	**98.0000**	**101.0000**
ADMINISTRATIVE SERVICES MANAGER			1.0000
ASSISTANT DIRECTOR OF SOLID WASTE	1.0000	1.0000	
DIRECTOR OF PUBLIC WORKS	0.0500		
DIRECTOR OF SOLID WASTE	1.0000	1.0000	1.0000
ENVIRONMENTAL INSPECTOR			
ENVIRONMENTAL PROGRAM MANAGER			
EXECUTIVE DIRECTOR OF SPECIAL PROJECTS			
LANDFILL ENVIRONMENTAL ANALYST			
LANDFILL MANAGER	1.0000	1.0000	1.0000
LANDFILL OPERATOR	9.0000	9.0000	7.0000
LANDFILL SPECIALIST	1.0000	1.0000	1.0000
LANDFILL SUPERVISOR	1.0000	1.0000	1.0000
MATERIAL & INVENTORY TECHNICIAN	1.0000	1.0000	1.0000
OFFICE SPECIALIST	1.0000	1.0000	1.0000
PUBLIC WORKS FINANCE OFFICER	0.2333		
PUBLIC WORKS SAFETY & TRAINING COORDINATOR	1.0000	1.0000	
SENIOR LANDFILL OPERATOR	3.0000	3.0000	5.0000
SENIOR SOLID WASTE OPERATOR-CDL	32.0000	34.0000	31.0000
SOLID WASTE ADMINISTRATOR	1.0000	1.0000	1.0000
SOLID WASTE CUSTOMER SERVICE REPRESENTATIVE	6.0000	5.0000	6.0000
SOLID WASTE CUSTOMER SERVICE SUPERVISOR	1.0000	1.0000	1.0000
SOLID WASTE FLEET SERVICE COORDINATOR	1.0000	1.0000	1.0000
SOLID WASTE MAINTENANCE WORKER	4.0000	7.0000	10.0000
SOLID WASTE OPERATIONS CREW LEAD	3.0000	4.0000	3.0000
SOLID WASTE OPERATIONS CREW LEAD-CDL	2.0000	3.0000	4.0000
SOLID WASTE OPERATIONS MANAGER	1.0000	1.0000	1.0000
SOLID WASTE OPERATIONS SUPERVISOR	2.0000	3.0000	3.0000
SOLID WASTE OPERATOR	1.0000	1.0000	1.0000
SOLID WASTE OPERATOR-CDL	12.0000	12.0000	15.0000
SOLID WASTE PURCHASING & DEVELOPMENT COORDINATOR	1.0000	1.0000	1.0000
SOLID WASTE WEIGHMASTER	1.0000	1.0000	1.0000
SOLID WASTE WELDER/MECHANIC	3.0000	3.0000	3.0000
Solid Waste Fund - Sustainability			**1.0000**
CHIEF SUSTAINABILITY OFFICER			1.0000
Texas Ranger Hall of Fame Fund - Texas Ranger Hall of Fame	**17.1250**	**17.1250**	**17.1250**
ASSISTANT DIRECTOR OF TEXAS RANGER HALL OF FAME & MUSEUM	1.0000	1.0000	1.0000
DIRECTOR OF TEXAS RANGER HALL OF FAME & MUSEUM	1.0000	1.0000	1.0000

Fund - Division and Position	FY21 Budget	FY22 Budget	FY23 Proposed
SENIOR ADMINISTRATIVE ASSISTANT	1.0000	1.0000	1.0000
TEXAS RANGER HALL OF FAME COLLECTION MANAGER	1.0000	1.0000	1.0000
TEXAS RANGER HALL OF FAME COLLECTIONS ASSISTANT	1.0000	1.0000	1.0000
TEXAS RANGER HALL OF FAME CUSTOMER SERVICE REPRESENTATIVE	2.0000	2.0000	2.0000
TEXAS RANGER HALL OF FAME CUSTOMER SERVICE REPRESENTATIVE-PT	1.6500	1.6500	1.6500
TEXAS RANGER HALL OF FAME EDUCATION PROGRAMS MANAGER	1.0000	1.0000	1.0000
TEXAS RANGER HALL OF FAME EVENTS ASSISTANT	1.0000	1.0000	1.0000
TEXAS RANGER HALL OF FAME EVENTS ASSISTANT-PT	0.4750	0.4750	0.4750
TEXAS RANGER HALL OF FAME LIBRARIAN	1.0000	1.0000	1.0000
TEXAS RANGER HALL OF FAME MAINTENANCE COORDINATOR	1.0000	1.0000	1.0000
TEXAS RANGER HALL OF FAME MARKETING & DEVELOPMENT SPECIALIST	1.0000	1.0000	1.0000
TEXAS RANGER HALL OF FAME SECURITY	2.0000	2.0000	2.0000
TEXAS RANGER HALL OF FAME VISITOR SERVICES MANAGER	1.0000	1.0000	1.0000
TRHF EDUCATION PROGRAMS MANAGER			
U.S. Department of Justice, Office Of Community Oriented Policing Services (COPS) Hiring Grant Fund - Police Services			**12.0000**
POLICE OFFICER			12.0000
Waco Metropolitan Area Regional Sewage System (WMARSS) Fund - Waco Metropolitan Area Regional Sewage System (WMARSS)	**28.5000**	**31.5000**	**31.5000**
ENVIRONMENTAL INSPECTOR	2.0000	2.0000	2.0000
PROJECT ENGINEER	0.2500	0.5000	0.5000
SENIOR WASTEWATER TREATMENT PLANT OPERATOR	2.0000	4.0000	4.0000
SENIOR WASTEWATER TREATMENT PLANT OPERATOR-CDL	2.0000		
UTILITIES CONSTRUCTION PROJECT MANAGER	0.2500	0.2500	0.2500
UTILITIES CUSTOMER SERVICE REPRESENTATIVE	1.0000	1.0000	1.0000
UTILITIES PLANT OPERATIONS MANAGER	0.5000	0.5000	0.5000
UTILITIES PROJECT ADMINISTRATOR	0.2500	0.5000	0.5000
UTILITIES SAFETY/TRAINING SUPERVISOR	0.2500	0.2500	0.2500
WASTEWATER TREATMENT PLANT ADMINISTRATOR	1.0000	1.0000	1.0000
WASTEWATER TREATMENT PLANT OPERATOR	14.0000	14.0000	17.0000
WASTEWATER TREATMENT PLANT OPERATOR LEAD	1.0000	2.0000	2.0000
WASTEWATER TREATMENT PLANT OPERATOR LEAD-CDL	1.0000		
WASTEWATER TREATMENT PLANT SUPERINTENDENT	1.0000	1.0000	1.0000
WATER TREATMENT PLANT OPERATOR		3.0000	
WATER/WASTEWATER PLANT MAINTENANCE SUPERVISOR-CDL	1.0000	0.5000	0.5000
WATER/WASTEWATER TREATMENT PLANT SUPERVISOR	1.0000	1.0000	1.0000
Waco Metropolitan Area Regional Sewage System (WMARSS) Fund - Waco Metropolitan Area Regional Sewage System (WMARSS) Bull Hide Plant	**2.0000**	**2.0000**	**2.0000**
SENIOR WASTEWATER TREATMENT PLANT OPERATOR	1.0000	1.0000	1.0000
WASTEWATER TREATMENT PLANT OPERATOR	1.0000	1.0000	1.0000

Fund - Division and Position	FY21 Budget	FY22 Budget	FY23 Proposed
Waco Metropolitan Area Regional Sewage System (WMARSS) Fund - Waco Metropolitan Area Regional Sewage System (WMARSS) General & Administration	**0.6800**	**0.3400**	**0.3400**
DEPUTY DIRECTOR OF UTILITIES	0.3400	0.3400	0.3400
WATERSHED/ENVIRONMENTAL COMPLIANCE COORDINATOR	0.3400		
Waco-McLennan County Public Health District Fund - Environmental Health	**3.7500**	**3.7500**	**3.7500**
ENVIRONMENTAL HEALTH MANAGER	0.7500	0.7500	0.7500
OFFICE SPECIALIST	1.0000	1.0000	1.0000
SANITARIAN	1.0000	1.0000	1.0000
SANITARIAN SUPERVISOR		1.0000	1.0000
SENIOR SANITARIAN	1.0000		
Waco-McLennan County Public Health District Fund - Environmental Health - OSSF	**4.2500**	**5.2500**	**5.2500**
ENVIRONMENTAL HEALTH MANAGER	0.2500	0.2500	0.2500
HEALTH INSPECTION SUPERVISOR	1.0000	1.0000	1.0000
HEALTH INSPECTOR	2.0000	3.0000	3.0000
HEALTH OFFICE SPECIALIST	1.0000	1.0000	1.0000
Waco-McLennan County Public Health District Fund - HEALTH - ADMINISTRATION			**4.0000**
ADMINISTRATIVE SERVICES SUPERVISOR			1.0000
ASSISTANT DIRECTOR OF PUBLIC HEALTH			1.0000
DIRECTOR OF PUBLIC HEALTH			1.0000
PUBLIC HEALTH INFORMATION & COMMUNICATION LEAD			1.0000
Waco-McLennan County Public Health District Fund - Health Administration	**5.0000**	**5.0000**	**1.0000**
ASSISTANT DIRECTOR OF PUBLIC HEALTH	1.0000	1.0000	
DIRECTOR OF PUBLIC HEALTH	1.0000	1.0000	
HEALTH FINANCIAL SUPERVISOR	1.0000	1.0000	1.0000
PUBLIC HEALTH INFORMATION & COMMUNICATION LEAD	1.0000	1.0000	
PUBLIC HEALTH INFORMATION AND COMMUNICATION SPECIALIST			
SENIOR ADMINISTRATIVE ASSISTANT	1.0000	1.0000	
Waco-McLennan County Public Health District Fund - HIV/AIDS Services	**2.2500**	**2.2500**	**2.5500**
ADMINISTRATIVE ASSISTANT	1.0000	1.0000	1.0000
PUBLIC HEALTH CASE WORKER SUPERVISOR	0.2500	0.2500	0.5500
PUBLIC HEALTH PROGRAM MANAGER	1.0000	1.0000	1.0000
Waco-McLennan County Public Health District Fund - Public Health Nursing	**14.5000**	**19.2000**	**16.2000**
ADMINISTRATIVE ASSISTANT	1.0000	1.0000	
COMMUNITY HEALTH & WELLNESS INITIATIVES SUPERVISOR		1.0000	
COMMUNITY HEALTH WORKER COORDINATOR	1.0000		
COMMUNITY HEALTH WORKER I		2.0000	2.0000
COMMUNITY HEALTH WORKER II		1.0000	1.0000
COMMUNITY HEALTH WORKER-PT		1.7000	1.7000
EPIDEMIOLOGIST	1.0000	1.0000	1.0000
HEALTH OFFICE SPECIALIST	1.0000	1.0000	1.0000

Fund - Division and Position	FY21 Budget	FY22 Budget	FY23 Proposed
MCAH INITIATIVES SUPERVISOR	1.0000	1.0000	
PUBLIC HEALTH CLINICAL NURSE SUPERVISOR	1.0000	1.0000	1.0000
PUBLIC HEALTH EDUCATION SPECIALIST	2.0000	2.0000	2.0000
PUBLIC HEALTH EDUCATION SPECIALIST LEAD	1.0000	1.0000	
PUBLIC HEALTH EDUCATION SUPERVISOR			1.0000
PUBLIC HEALTH LICENSED VOCATIONAL NURSE	2.0000	2.0000	2.0000
PUBLIC HEALTH NURSING MANAGER (RN)	1.0000	1.0000	1.0000
REGISTERED NURSE			
REGISTERED NURSE SUPERVISOR	0.5000	0.5000	0.5000
SENIOR ADMINISTRATIVE ASSISTANT			1.0000
SENIOR EPIDEMIOLOGIST	1.0000	1.0000	1.0000
TPI PROGRAM SPECIALIST	1.0000	1.0000	
Waco-McLennan County Public Health District Fund - Sexually Transmitted Diseases	**5.2500**	**5.2500**	**5.2500**
HEALTH OFFICE SPECIALIST	0.2500	0.2500	0.2500
OFFICE SPECIALIST-PT	0.5000	0.5000	0.5000
PUBLIC HEALTH INTERVENTION & OUTREACH SPECIALIST	1.0000	1.0000	1.0000
PUBLIC HEALTH INTERVENTION & OUTREACH SUPERVISOR	1.0000	1.0000	1.0000
PUBLIC HEALTH LAB TECHNICIAN	1.0000	1.0000	1.0000
REGISTERED NURSE	1.0000	1.0000	1.0000
REGISTERED NURSE SUPERVISOR	0.5000	0.5000	0.5000
Waco-McLennan County Public Health District Fund - Vital Statistics	**5.0000**	**5.0000**	**5.0000**
HEALTH OFFICE SPECIALIST	2.0000	2.0000	2.0000
VITAL STATISTICS DEPUTY REGISTRAR	2.0000	2.0000	2.0000
VITAL STATISTICS SUPERVISOR	1.0000	1.0000	1.0000
Wastewater Fund - Environmental Services	**3.0000**	**3.0000**	**3.0000**
ENVIRONMENTAL INSPECTOR	2.0000	2.0000	2.0000
PRETREATMENT/ENVIRONMENTAL COMPLIANCE COORDINATOR	1.0000	1.0000	1.0000
Wastewater Fund - Wastewater Collection	**38.1800**	**42.6700**	**45.1700**
BACKFLOW PREVENTION/CCP PROGRAM COORDINATOR	0.5000	0.5000	0.5000
DISTRIBUTION/COLLECTION CREW LEAD-CDL	6.0000	6.0000	6.0000
DISTRIBUTION/COLLECTION OPERATOR-CDL	12.5000	12.5000	13.5000
DISTRIBUTION/COLLECTION SUPERINTENDENT	0.5000	0.5000	0.5000
DISTRIBUTION/COLLECTION SUPERVISOR- CDL			1.5000
DISTRIBUTION/COLLECTION SUPERVISOR-CDL	1.0000	1.5000	
ENGINEER	0.5000	0.5000	0.5000
ENGINEER IN TRAINING	0.3400	0.3400	0.3400
PLANT MAINTENANCE CREW LEADER-CDL		1.0000	1.0000
PLANT MAINTENANCE OPERATOR-CDL	6.0000	7.0000	7.0000
PROJECT ENGINEER	0.2500	0.5000	0.5000
PROJECT MANAGER			
SCADA TECHNICIAN	1.0000	1.0000	1.0000
UTILITIES CAPITAL PROJECTS DIVISION MANAGER			0.5000
UTILITIES CONSTRUCTION PROJECT MANAGER	0.2500	0.2500	0.2500
UTILITIES COURIER	0.5000	0.5000	0.5000
UTILITIES CUSTOMER SERVICE REPRESENTATIVE	1.5000	2.5000	2.0000

Fund - Division and Position	FY21 Budget	FY22 Budget	FY23 Proposed
UTILITIES CUSTOMER SERVICE SUPERVISOR	0.5000	0.5000	0.5000
UTILITIES MAINTENANCE WORKER-CDL	6.0000	6.0000	7.0000
UTILITIES OPERATIONS MANAGER	0.3400	0.3300	0.3300
UTILITIES PROJECT ADMINISTRATOR	0.2500	0.5000	0.5000
UTILITIES SAFETY/TRAINING SUPERVISOR	0.2500	0.2500	0.2500
WATER UTILITY SERVICES CUSTOMER SERVICE SUPERVISOR			0.5000
WATER/WASTEWATER PLANT MAINTENANCE SUPERVISOR-CDL		0.5000	0.5000
Wastewater Fund - Wastewater General & Administration	**3.6600**	**3.3300**	**3.3300**
ADMINISTRATIVE SERVICES MANAGER			0.5000
DEPUTY DIRECTOR OF UTILITIES	0.3300	0.3300	0.3300
DIRECTOR OF UTILITIES	0.5000	0.5000	0.5000
UTILITIES CUSTOMER SERVICE REPRESENTATIVE	1.0000	1.0000	1.0000
UTILITIES DATA ANALYST	0.5000	0.5000	0.5000
UTILITIES FINANCE OFFICER	0.5000	0.5000	
UTILITIES PUBLIC INFORMATION & COMMUNICATIONS COORDINATOR	0.5000	0.5000	0.5000
WATERSHED/ENVIRONMENTAL COMPLIANCE COORDINATOR	0.3300		
Water Fund - Utilities Laboratory	**10.0000**	**10.0000**	**10.0000**
ENVIRONMENTAL LAB ANALYST	7.0000	6.0000	6.0000
LABORATORY PROGRAM COORDINATOR	1.0000	2.0000	2.0000
UTILITIES LAB ADMINISTRATIVE ASSISTANT	1.0000	1.0000	1.0000
UTILITIES LAB SUPERVISOR	1.0000	1.0000	1.0000
WETLANDS PROGRAM COORDINATOR			
Water Fund - Water - Meter Shop	**16.3300**	**16.3300**	**16.3300**
DISTRIBUTION/COLLECTION CREW LEAD-CDL	3.0000	3.0000	3.0000
DISTRIBUTION/COLLECTION OPERATOR-CDL	6.0000	6.0000	6.0000
METER SERVICES SUPERVISOR	1.0000	1.0000	1.0000
METER SERVICES TECHNICIAN-CDL	2.0000	1.0000	1.0000
UTILITIES MAINTENANCE WORKER-CDL	4.0000	5.0000	5.0000
UTILITIES OPERATIONS MANAGER	0.3300	0.3300	0.3300
Water Fund - Water - Wetlands	**1.0000**	**1.0000**	**1.0000**
WETLANDS PROGRAM COORDINATOR	1.0000	1.0000	1.0000
Water Fund - Water Distribution	**32.1600**	**34.1700**	**32.6700**
BACKFLOW PREVENTION/CCP PROGRAM COORDINATOR	0.5000	0.5000	0.5000
DISTRIBUTION/COLLECTION CREW LEAD-CDL	5.0000	5.0000	5.0000
DISTRIBUTION/COLLECTION OPERATOR-CDL	10.5000	12.5000	10.5000
DISTRIBUTION/COLLECTION SUPERINTENDENT	0.5000	0.5000	0.5000
DISTRIBUTION/COLLECTION SUPERVISOR- CDL			3.5000
DISTRIBUTION/COLLECTION SUPERVISOR-CDL	3.0000	3.5000	
ENGINEER	0.5000	0.5000	0.5000
ENGINEER IN TRAINING	0.3300	0.3300	0.3300
PROJECT ENGINEER	1.2500	0.5000	0.5000
PROJECT MANAGER			
UTILITIES CAPITAL PROJECTS DIVISION MANAGER			0.5000
UTILITIES CONSTRUCTION PROJECT MANAGER	0.2500	0.2500	0.2500
UTILITIES COURIER	0.5000	0.5000	0.5000

Fund - Division and Position	FY21 Budget	FY22 Budget	FY23 Proposed
UTILITIES CUSTOMER SERVICE REPRESENTATIVE	1.5000	2.5000	2.0000
UTILITIES CUSTOMER SERVICE SUPERVISOR	0.5000	0.5000	0.5000
UTILITIES MAINTENANCE WORKER-CDL	7.0000	6.0000	6.0000
UTILITIES OPERATIONS MANAGER	0.3300	0.3400	0.3400
UTILITIES PROJECT ADMINISTRATOR	0.2500	0.5000	0.5000
UTILITIES SAFETY/TRAINING SUPERVISOR	0.2500	0.2500	0.2500
WATER UTILITY SERVICES CUSTOMER SERVICE SUPERVISOR			0.5000
Water Fund - Water General & Administration	**3.6600**	**3.3300**	**3.3300**
ADMINISTRATIVE SERVICES MANAGER			0.5000
DEPUTY DIRECTOR OF UTILITIES	0.3300	0.3300	0.3300
DIRECTOR OF UTILITIES	0.5000	0.5000	0.5000
UTILITIES CUSTOMER SERVICE REPRESENTATIVE	1.0000	1.0000	1.0000
UTILITIES DATA ANALYST	0.5000	0.5000	0.5000
UTILITIES FINANCE OFFICER	0.5000	0.5000	
UTILITIES PUBLIC INFORMATION & COMMUNICATIONS COORDINATOR	0.5000	0.5000	0.5000
WATERSHED/ENVIRONMENTAL COMPLIANCE COORDINATOR	0.3300		
Water Fund - Water Office	**23.0000**	**23.0000**	**24.0000**
UTILITIES CUSTOMER SERVICE MANAGER	1.0000	1.0000	1.0000
UTILITIES CUSTOMER SERVICE REPRESENTATIVE	19.0000	19.0000	19.0000
UTILITIES CUSTOMER SERVICE SUPERVISOR	3.0000	3.0000	3.0000
WATER UTILITY SERVICES CUSTOMER SERVICE SUPERVISOR			1.0000
Water Fund - Water Treatment	**36.8300**	**36.3300**	**37.3300**
DISTRIBUTION/COLLECTION OPERATOR-CDL		1.0000	
ENGINEER IN TRAINING	0.3300	0.3300	0.3300
PLANT MAINTENANCE CREW LEADER-CDL	2.0000	1.0000	1.0000
PLANT MAINTENANCE OPERATOR-CDL	9.0000	8.0000	10.0000
PROJECT ENGINEER	0.2500	0.5000	0.5000
PROJECT MANAGER			
SCADA TECHNICIAN	1.0000	1.0000	1.0000
UTILITIES CONSTRUCTION PROJECT MANAGER	0.2500	0.2500	0.2500
UTILITIES PLANT OPERATIONS MANAGER	0.5000	0.5000	0.5000
UTILITIES PROJECT ADMINISTRATOR	0.2500	0.5000	0.5000
UTILITIES SAFETY/TRAINING SUPERVISOR	0.2500	0.2500	0.2500
WATER TREATMENT PLANT OPERATOR	18.0000	18.0000	19.0000
WATER TREATMENT PLANT OPERATOR LEAD	2.0000	2.0000	1.0000
WATER TREATMENT PLANT SUPERINTENDENT	1.0000	1.0000	1.0000
WATER/WASTEWATER PLANT MAINTENANCE SUPERVISOR-CDL	1.0000	1.0000	1.0000
WATER/WASTEWATER TREATMENT PLANT SUPERVISOR	1.0000	1.0000	1.0000
Total All Funds	**1,667.1703**	**1,707.1953**	**1,787.0899**

Property Tax Supported

Issue No.	Series	Interest Rate	Date of Issue	Date of Maturity	Bonds Authorized	Bonds Issued	Bonds Outstanding	Interest Outstanding	Total Outstanding
3003-B14C	Certificates of Obligation, 2014	2.00-4.00	2014	2034	1,645,000	1,645,000	1,105,000	262,088	1,367,088
3003-B15C	Certificates of Obligation, 2015	2.00-4.00	2015	2035	1,695,000	1,695,000	1,225,000	285,803	1,510,803
3003-B15R	General Obligation Refunding Bonds, 2015	2.00-5.00	2015	2027	33,755,000	33,755,000	22,125,000	2,636,075	24,761,075
3003-B16C	Certificates of Obligation, 2016	2.00-5.00	2016	2036	3,805,000	3,805,000	3,030,000	764,972	3,794,972
3003-B16R	General Obligation Refunding Bonds, 2016	2.00-4.00	2016	2027	1,945,000	1,945,000	1,490,000	133,625	1,623,625
3003-B17C	Certificates of Obligation, 2017	2.50-5.00	2017	2037	11,465,000	11,465,000	9,460,000	2,691,441	12,151,441
3003-B18C	Certificates of Obligation, 2018	2.00-5.00	2018	2038	14,940,000	14,940,000	12,950,000	4,072,331	17,022,331
3003-B19C	Certificates of Obligation, 2019	2.00-5.00	2019	2039	18,560,000	18,560,000	16,925,000	5,912,494	22,837,494
3003-B19R	General Obligation Refunding Bonds, 2019	2.00-5.00	2019	2031	9,365,000	9,365,000	6,225,000	1,208,437	7,433,437
3003-B20C	Certificates of Obligation, 2020	2.00-5.00	2020	2040	26,210,000	26,210,000	24,780,000	6,849,978	31,629,978
3003-B21aC	Certificates of Obligation, 2021A	1.50-4.00	2021	2046	28,960,000	28,960,000	28,235,000	6,870,059	35,105,059
3003-B21R	General Obligation Refunding Bonds, 2021	2.00-5.00	2021	2032	3,155,000	3,155,000	2,680,000	345,850	3,025,850
3003-B22aC	Certificates of Obligation, 2022A	3.00-5.00	2022	2042	46,285,000	46,285,000	46,285,000	26,135,026	72,420,026
3003-B22R	General Obligation Refunding Bonds, 2022	3.00-5.00	2022	2033	1,585,000	1,585,000	1,585,000	366,925	1,951,925
				Total Property Tax Supported	**$ 203,370,000**	**$ 203,370,000**	**$ 178,100,000**	**$ 58,535,104**	**$ 236,635,104**

Water Revenue Supported

Issue No.	Series	Interest Rate	Date of Issue	Date of Maturity	Bonds Authorized	Bonds Issued	Bonds Outstanding	Interest Outstanding	Total Outstanding
5003-B14C	Certificates of Obligation, 2014	2.00-4.00	2014	2034	2,075,000	2,075,000	1,405,000	331,475	1,736,475
5003-B15C	Certificates of Obligation, 2015	2.00-4.00	2015	2035	6,005,000	6,005,000	4,335,000	1,011,959	5,346,959
5003-B15R	General Obligation Refunding Bonds, 2015	2.00-5.00	2015	2036	25,115,000	25,115,000	19,020,000	5,347,400	24,367,400
5003-B16C	Certificates of Obligation, 2016	2.00-5.00	2016	2036	27,670,000	27,670,000	22,055,000	5,573,022	27,628,022
5003-B16R	General Obligation Refunding Bonds, 2016	2.00-4.00	2016	2037	17,200,000	17,200,000	16,080,000	4,352,831	20,432,831
5003-B16aC	Certificates of Obligation, 2016A	2.00-5.00	2016	2037	12,000,000	12,000,000	9,265,000	1,392,764	10,657,764
5003-B17C	Certificates of Obligation, 2017	2.50-5.00	2017	2037	11,890,000	11,890,000	9,805,000	2,788,931	12,593,931
5003-B18C	Certificates of Obligation, 2018	2.00-5.00	2018	2038	18,945,000	18,945,000	16,505,000	5,005,141	21,510,141
5003-B19C	Certificates of Obligation, 2019	2.00-5.00	2019	2039	19,670,000	19,670,000	17,940,000	6,264,919	24,204,919
5003-B19R	General Obligation Refunding Bonds, 2019	2.00-5.00	2019	2030	10,105,000	10,105,000	6,005,000	1,154,687	7,159,687
5003-B20C	Certificates of Obligation, 2020	2.00-5.00	2020	2040	18,770,000	18,770,000	17,745,000	4,907,110	22,652,110
5003-B21aC	Certificates of Obligation, 2021A	1.50-4.00	2021	2041	21,070,000	21,070,000	20,475,000	4,511,991	24,986,991
5003-B21R	General Obligation Refunding Bonds, 2021	2.00-5.00	2021	2035	17,975,000	17,975,000	16,055,000	2,316,475	18,371,475
5003-B22aC	Certificates of Obligation, 2022A	3.00-5.00	2022	2042	19,200,000	19,200,000	19,200,000	9,466,490	28,666,490
5003-B22R	General Obligation Refunding Bonds, 2022	3.00-5.00	2022	2036	18,410,000	18,410,000	18,410,000	5,133,350	23,543,350
				Total Water Revenue Supported	**$ 246,100,000**	**$ 246,100,000**	**$ 214,300,000**	**$ 59,558,545**	**$ 273,858,545**

Wastewater Revenue Supported

Issue No.	Series	Interest Rate	Date of Issue	Date of Maturity	Bonds Authorized	Bonds Issued	Bonds Outstanding	Interest Outstanding	Total Outstanding
5103-B14C	Certificates of Obligation, 2014	2.00-4.00	2014	2034	5,930,000	5,930,000	4,005,000	947,450	4,952,450
5103-B15C	Certificates of Obligation, 2015	2.00-4.00	2015	2035	5,535,000	5,535,000	3,995,000	932,610	4,927,610
5103-B15R	General Obligation Refunding Bonds, 2015	2.00-5.00	2015	2032	14,070,000	14,070,000	9,080,000	1,529,225	10,609,225
5103-B16C	Certificates of Obligation, 2016	2.00-5.00	2016	2036	51,215,000	51,215,000	40,825,000	10,314,206	51,139,206
5103-B16R	General Obligation Refunding Bonds, 2016	2.00-4.00	2016	2031	10,005,000	10,005,000	10,005,000	2,254,425	12,259,425
5103-B17C	Certificates of Obligation, 2017	2.50-5.00	2017	2037	11,265,000	11,265,000	9,290,000	2,642,791	11,932,791
5103-B18C	Certificates of Obligation, 2018	2.00-5.00	2018	2038	28,000,000	28,000,000	24,400,000	7,400,878	31,800,878
5103-B19C	Certificates of Obligation, 2019	2.00-5.00	2019	2039	23,200,000	23,200,000	21,155,000	7,388,750	28,543,750
5103-B19R	General Obligation Refunding Bonds, 2019	2.00-5.00	2019	2030	3,075,000	3,075,000	1,375,000	253,625	1,628,625
5103-B20C	Certificates of Obligation, 2020	2.00-5.00	2020	2040	8,695,000	8,695,000	8,220,000	2,273,322	10,493,322
5103-B21aC	Certificates of Obligation, 2021A	1.50-4.00	2021	2041	2,585,000	2,585,000	2,515,000	554,483	3,069,483
5103-B21R	General Obligation Refunding Bonds, 2021	2.00-5.00	2021	2025	1,020,000	1,020,000	810,000	62,750	872,750
5103-B22aC	Certificates of Obligation, 2022A	3.00-5.00	2022	2042	4,365,000	4,365,000	4,365,000	2,151,023	6,516,023
5103-B22R	General Obligation Refunding Bonds, 2022	3.00-5.00	2022	2033	4,055,000	4,055,000	4,055,000	852,550	4,907,550
				Total Wastewater Revenue Supported	**$ 173,015,000**	**$ 173,015,000**	**$ 144,095,000**	**$ 39,558,088**	**$ 183,653,088**

WMARSS Revenue Supported

Issue No.	Series	Interest Rate	Date of Issue	Date of Maturity	Bonds Authorized	Bonds Issued	Bonds Outstanding	Interest Outstanding	Total Outstanding
5173-B20C	Certificates of Obligation, 2020	2.00-5.00	2020	2040	5,035,000	5,035,000	4,760,000	1,315,009	6,075,009
5173-B21aC	Certificates of Obligation, 2021A	1.50-4.00	2021	2041	18,290,000	18,290,000	17,765,000	3,915,983	21,680,983
5173-B22aC	Certificates of Obligation, 2022A	3.00-5.00	2022	2052	9,525,000	9,525,000	9,525,000	5,424,778	14,949,778
				Total WMARSS Revenue Supported	**$ 32,850,000**	**$ 32,850,000**	**$ 32,050,000**	**$ 10,655,770**	**$ 42,705,770**

Solid Waste Revenue Supported

Issue No.	Series	Interest Rate	Date of Issue	Date of Maturity	Bonds Authorized	Bonds Issued	Bonds Outstanding	Interest Outstanding	Total Outstanding
5203-B19C	Certificates of Obligation, 2019	2.00-5.00	2019	2023	2,480,000	2,480,000	675,000	16,875	691,875
5203-B21aC	Certificates of Obligation, 2021A	1.50-4.00	2021	2041	4,375,000	4,375,000	4,210,000	861,232	5,071,232
5203-B21bC	Certificates of Obligation, 2021B	1.00-2.35	2021	2041	1,550,000	1,550,000	1,495,000	308,182	1,803,182
5203-B22aC	Certificates of Obligation, 2022A	3.00-5.00	2022	2042	2,485,000	2,485,000	2,485,000	346,877	2,831,877
5203-B22bC	Certificates of Obligation, 2022B	2.20-3.00	2022	2042	5,065,000	5,065,000	5,065,000	1,708,176	6,773,176
5203-B22R	General Obligation Refunding Bonds, 2022	3.00-5.00	2022	2024	520,000	520,000	520,000	26,500	546,500
				Total Solid Waste Revenue Supported	**$ 16,475,000**	**$ 16,475,000**	**$ 14,450,000**	**$ 3,267,842**	**$ 17,717,842**

Tax Increment Financing Zone #1 Supported

Issue No.	Series	Interest Rate	Date of Issue	Date of Maturity	Bonds Authorized	Bonds Issued	Bonds Outstanding	Interest Outstanding	Total Outstanding
3158-B18C	Certificates of Obligation, 2018	2.00-5.00	2018	2032	4,900,000	4,900,000	3,615,000	295,825	3,910,825
				Total Tax Increment Financing Zone 1 Supported	**$ 4,900,000**	**$ 4,900,000**	**$ 3,615,000**	**$ 295,825**	**$ 3,910,825**

Drainage Revenue Supported

Issue No.	Series	Interest Rate	Date of Issue	Date of Maturity	Bonds Authorized	Bonds Issued	Bonds Outstanding	Interest Outstanding	Total Outstanding
5903-B22aC	Certificates of Obligation, 2022A	3.00-5.00	2022	2042	10,475,000	10,475,000	10,475,000	5,161,813	15,636,813
				Total Drainage Revenue Supported	**$ 10,475,000**	**$ 10,475,000**	**$ 10,475,000**	**$ 5,161,813**	**$ 15,636,813**
				Total All Debt	**$ 687,185,000**	**$ 687,185,000**	**$ 597,085,000**	**$ 177,032,987**	**$ 774,117,987**

Retirement Schedule to Maturity
Property Tax Supported Obligations

Fiscal Year	Principal	Interest	Total
2023	$ 10,060,000	$ 7,445,420	$ 17,505,420
2024	10,375,000	6,211,519	16,586,519
2025	10,705,000	5,709,156	16,414,156
2026	11,005,000	5,190,919	16,195,919
2027	11,335,000	4,678,869	16,013,869
2028	8,180,000	4,113,519	12,293,519
2029	8,510,000	3,746,994	12,256,994
2030	8,850,000	3,406,431	12,256,431
2031	8,840,000	3,081,091	11,921,091
2032	8,660,000	2,758,309	11,418,309
2033	8,765,000	2,444,606	11,209,606
2034	8,905,000	2,151,953	11,056,953
2035	9,085,000	1,865,047	10,950,047
2036	9,260,000	1,573,809	10,833,809
2037	9,265,000	1,298,569	10,563,569
2038	8,720,000	1,029,750	9,749,750
2039	8,170,000	761,409	8,931,409
2040	7,065,000	520,103	7,585,103
2041	5,515,000	314,650	5,829,650
2042	4,585,000	134,150	4,719,150
2043	545,000	42,300	587,300
2044	555,000	30,953	585,953
2045	565,000	19,053	584,053
2046	580,000	6,525	586,525
2047	-	-	-
2048	-	-	-
2049	-	-	-
2050	-	-	-
2051	-	-	-
2052	-	-	-
Total	$ 178,100,000	$ 58,535,104	$ 236,635,104

Retirement Schedule to Maturity
Water Revenue Supported Obligations

Fiscal Year	Principal	Interest	Total
2023	$ 12,920,000	$ 7,878,030	$ 20,798,030
2024	13,830,000	6,964,685	20,794,685
2025	13,155,000	6,351,666	19,506,666
2026	11,905,000	5,785,045	17,690,045
2027	12,335,000	5,262,689	17,597,689
2028	13,065,000	4,726,906	17,791,906
2029	12,990,000	4,200,031	17,190,031
2030	13,475,000	3,720,790	17,195,790
2031	13,105,000	3,260,896	16,365,896
2032	13,610,000	2,800,897	16,410,897
2033	14,090,000	2,343,430	16,433,430
2034	13,965,000	1,904,111	15,869,111
2035	14,090,000	1,471,509	15,561,509
2036	13,310,000	1,051,622	14,361,622
2037	9,190,000	715,191	9,905,191
2038	6,285,000	488,591	6,773,591
2039	5,110,000	318,522	5,428,522
2040	3,815,000	189,634	4,004,634
2041	2,650,000	96,200	2,746,200
2042	1,405,000	28,100	1,433,100
2043	-	-	-
2044	-	-	-
2045	-	-	-
2046	-	-	-
2047	-	-	-
2048	-	-	-
2049	-	-	-
2050	-	-	-
2051	-	-	-
2052	-	-	-
Total	$ 214,300,000	$ 59,558,545	$ 273,858,545

Retirement Schedule to Maturity
Wastewater Revenue Supported Obligations

Fiscal Year	Principal	Interest	Total
2023	$ 8,465,000	$ 5,357,555	$ 13,822,555
2024	8,960,000	4,867,806	13,827,806
2025	8,690,000	4,441,881	13,131,881
2026	8,805,000	4,017,631	12,822,631
2027	9,085,000	3,626,881	12,711,881
2028	9,600,000	3,255,556	12,855,556
2029	9,895,000	2,869,069	12,764,069
2030	10,270,000	2,483,694	12,753,694
2031	10,430,000	2,118,894	12,548,894
2032	10,730,000	1,760,509	12,490,509
2033	8,870,000	1,428,594	10,298,594
2034	8,840,000	1,141,059	9,981,059
2035	8,710,000	857,600	9,567,600
2036	8,595,000	583,263	9,178,263
2037	5,160,000	367,275	5,527,275
2038	4,525,000	212,784	4,737,784
2039	2,650,000	98,609	2,748,609
2040	1,030,000	42,528	1,072,528
2041	465,000	20,500	485,500
2042	320,000	6,400	326,400
2043	-	-	-
2044	-	-	-
2045	-	-	-
2046	-	-	-
2047	-	-	-
2048	-	-	-
2049	-	-	-
2050	-	-	-
2051	-	-	-
2052	-	-	-
Total	$ 144,095,000	$ 39,558,088	$ 183,653,088

Retirement Schedule to Maturity
WMARSS Revenue Supported Obligations

Fiscal Year	Principal	Interest	Total
2023	$ 980,000	$ 1,101,797	$ 2,081,797
2024	1,165,000	917,219	2,082,219
2025	1,205,000	867,844	2,072,844
2026	1,260,000	816,469	2,076,469
2027	1,310,000	762,869	2,072,869
2028	1,370,000	705,594	2,075,594
2029	1,430,000	645,569	2,075,569
2030	1,485,000	593,444	2,078,444
2031	1,520,000	550,994	2,070,994
2032	1,565,000	508,875	2,073,875
2033	1,605,000	466,987	2,071,987
2034	1,650,000	427,800	2,077,800
2035	1,685,000	387,847	2,072,847
2036	1,735,000	345,131	2,080,131
2037	1,775,000	303,112	2,078,112
2038	1,820,000	259,725	2,079,725
2039	1,865,000	212,816	2,077,816
2040	1,910,000	164,628	2,074,628
2041	1,620,000	119,100	1,739,100
2042	515,000	87,700	602,700
2043	220,000	74,100	294,100
2044	225,000	67,425	292,425
2045	235,000	60,525	295,525
2046	240,000	53,400	293,400
2047	245,000	46,125	291,125
2048	265,000	38,475	303,475
2049	275,000	30,375	305,375
2050	285,000	21,975	306,975
2051	290,000	13,350	303,350
2052	300,000	4,500	304,500
Total	$ 32,050,000	$ 10,655,770	$ 42,705,770

Retirement Schedule to Maturity
Solid Waste Revenue Supported Obligations

Fiscal Year	Principal	Interest	Total
2023	$ 1,760,000	$ 504,531	$ 2,264,531
2024	1,235,000	348,679	1,583,679
2025	1,000,000	306,154	1,306,154
2026	1,035,000	269,379	1,304,379
2027	1,070,000	232,451	1,302,451
2028	570,000	205,597	775,597
2029	585,000	188,243	773,243
2030	605,000	172,839	777,839
2031	615,000	160,225	775,225
2032	515,000	148,459	663,459
2033	525,000	136,745	661,745
2034	540,000	124,290	664,290
2035	535,000	111,020	646,020
2036	555,000	96,971	651,971
2037	565,000	82,496	647,496
2038	585,000	67,590	652,590
2039	595,000	51,985	646,985
2040	610,000	35,778	645,778
2041	625,000	19,091	644,091
2042	325,000	5,319	330,319
2043	-	-	-
2044	-	-	-
2045	-	-	-
2046	-	-	-
2047	-	-	-
2048	-	-	-
2049	-	-	-
2050	-	-	-
2051	-	-	-
2052	-	-	-
Total	$ 14,450,000	$ 3,267,842	$ 17,717,842

Retirement Schedule to Maturity
Tax Increment Financing Zone #1 Supported Obligations

Fiscal Year	Principal	Interest	Total
2023	$ -	$ -	$ -
2024	-	-	-
2025	-	-	-
2026	-	-	-
2027	-	-	-
2028	670,000	112,100	782,100
2029	700,000	81,350	781,350
2030	725,000	56,475	781,475
2031	750,000	34,350	784,350
2032	770,000	11,550	781,550
2033	-	-	-
2034	-	-	-
2035	-	-	-
2036	-	-	-
2037	-	-	-
2038	-	-	-
2039	-	-	-
2040	-	-	-
2041	-	-	-
2042	-	-	-
2043	-	-	-
2044	-	-	-
2045	-	-	-
2046	-	-	-
2047	-	-	-
2048	-	-	-
2049	-	-	-
2050	-	-	-
2051	-	-	-
2052	-	-	-
Total	$ 3,615,000	$ 295,825	$ 3,910,825

Retirement Schedule to Maturity
Drainage Revenue Supported Obligations

Fiscal Year	Principal	Interest	Total
2023	$ 180,000	$ 604,413	$ 784,413
2024	355,000	427,000	782,000
2025	370,000	412,500	782,500
2026	385,000	397,400	782,400
2027	400,000	381,700	781,700
2028	420,000	363,200	783,200
2029	440,000	341,700	781,700
2030	465,000	319,075	784,075
2031	485,000	295,325	780,325
2032	510,000	270,450	780,450
2033	540,000	244,200	784,200
2034	560,000	219,500	779,500
2035	585,000	196,600	781,600
2036	610,000	172,700	782,700
2037	630,000	151,050	781,050
2038	655,000	128,500	783,500
2039	680,000	101,800	781,800
2040	705,000	74,100	779,100
2041	735,000	45,300	780,300
2042	765,000	15,300	780,300
2043	-	-	-
2044	-	-	-
2045	-	-	-
2046	-	-	-
2047	-	-	-
2048	-	-	-
2049	-	-	-
2050	-	-	-
2051	-	-	-
2052	-	-	-
Total	$ 10,475,000	$ 5,161,813	$ 15,636,813

DocuSign Envelope ID: 9D0DE916-8286-4945-8BE2-4A4458D02FE1

RESOLUTION NO. 2022-585

BE IT RESOLVED BY THE CITY COUNCIL OF THE CITY OF WACO, TEXAS:

That the City Council hereby approves the amended City of Waco Financial Management Policy Statements, as shown in **Attachment A**, which is attached hereto and incorporated herein, and the effective date of these changes shall be October 1, 2022.

That it is hereby officially found and determined that the meeting at which this resolution is passed is open to the public as required by law, and that public notice of the time, place, and purpose of said meeting was given as required.

PASSED AND APPROVED this 30th day of August 2022.

DocuSigned by:
Dillon Meek
5D6EC9F6473F4D7...

Dillon Meek, Mayor
City of Waco, Texas

ATTEST:

DocuSigned by:
Michelle Hicks
425883EB80CC400...

Michelle Hicks, City Secretary

DS

CITY OF WACO
TEXAS

APPROVED AS TO FORM & LEGALITY:

DocuSigned by:
ACA FOR
7D3A67A75D614C3...

Jennifer Richie, City Attorney

DocuSign Envelope ID: 9D0DE916-8286-4945-8BE2-4A4458D02FE1

ATTACHMENT A

Financial Management Policy Statements

The City of Waco considers its goals, objectives and financial policy statements to be important integral parts of the budgetary process. The purpose of these policies is to ensure that financial resources are available to meet the present and future needs of the citizens of Waco. Specifically, this policy framework mandates the pursuit of the following fiscal objectives:

I. Revenues

Design, maintain and administer a revenue system that will assure a reliable, equitable, diversified and sufficient revenue stream to support desired City services.

II. Expenditures

Identify priority services, establish and define appropriate service levels and administer the expenditure of available resources to assure fiscal stability and the effective and efficient delivery of services.

III. Fund Balance/Working Capital/ Net Position

Maintain the fund balance, working capital and net position of the various operating funds at levels sufficient to protect the City's credit worthiness as well as its financial position for emergencies. Working capital is calculated as: current assets minus current liabilities.

IV. Capital Expenditures and Improvements

Annually review and monitor the condition of the City's capital equipment and infrastructure, setting priorities for its replacement and renovation based on needs, funding alternatives and availability of resources.

V. Debt

Establish guidelines for debt financing that will provide needed capital equipment and infrastructure improvements while minimizing the impact of debt payments on current and future revenues.

VI. Investments

Invest the City's operating cash to ensure its safety, provide for necessary liquidity and optimize yield.

VII. Intergovernmental Relations

Coordinate efforts with other governmental agencies to achieve common policy objectives, share the cost of providing governmental services on an equitable basis and support appropriate favorable legislation at the state and federal level.

VIII. Grants

Aggressively investigate, pursue and effectively administer federal, state and foundation grants-in-aid, which address the City's current priorities and policy objectives.

IX. Economic Development

Initiate, encourage and participate in economic development efforts to create job opportunities and strengthen the local economy and tax base.

DocuSign Envelope ID: 9D0DE916-8286-4945-8BE2-4A4458D02FE1

X. Fiscal Monitoring

Prepare and present reports for the current and multi-year periods that analyze, evaluate and forecast the City's financial performance and economic condition.

XI. Accounting, Auditing and Financial Reporting

Comply with prevailing federal, state and local statutes and regulations. Conform to Generally Accepted Accounting Principles (GAAP) as promulgated by the Governmental Accounting Standards Board (GASB), the American Institute of Certified Public Accountants (AICPA) and the Government Finance Officers Association (GFOA).

XII. Risk Management

Prevent and/or reduce the financial impact to the City due to claims and losses through prevention, transfer of liability and/or a program of self-insurance of the liability.

XIII. Operating Budget

Develop and maintain a balanced budget that presents a clear understanding of the goals of the City Council.

I. Revenues

The City shall use the following guidelines to design, maintain and administer a revenue system that will assure a reliable, equitable, diversified and sufficient revenue stream to support desired City services.

A. Balance and Diversification in Revenue Sources

The City shall strive to maintain a balanced and diversified revenue system to protect the City from fluctuations in any one source due to changes in economic conditions that adversely impact that source.

B. User Fees

For services that benefit specific users, where possible the City shall establish and collect fees to recover the cost of those services. Where feasible and desirable, the City shall seek to recover full direct and indirect costs. City staff shall review user fees on a regular basis to calculate their full cost recovery levels, to compare them to the current fee structure and to recommend adjustments where necessary.

C. Property Tax Revenues/Tax Rate

The City shall strive to reduce its reliance on property tax revenues by revenue diversification, implementation of user fees and economic development. The City shall also strive to minimize tax rate increases.

D. Utility/Enterprise Funds User Fees

Utility rates and enterprise funds user fees shall be set at levels sufficient to cover operating expenditures, meet debt obligations, provide additional funding for capital improvements and provide adequate levels of working capital and debt coverage. The City shall seek to eliminate all forms of subsidization to utility funds from the General Fund and seek to reduce General Fund support to other enterprise funds.

DocuSign Envelope ID: 9D0DE916-8286-4945-8BE2-4A4458D02FE1

E. Administrative Services Charges

The City shall prepare a cost allocation plan annually to determine the administrative services charges due to the General Fund from enterprise funds for overhead and staff support. Where appropriate, the enterprise funds shall pay the General Fund for direct services rendered.

F. Revenue Estimates for Budgeting

In order to maintain a stable level of service, the City shall use a conservative, objective and analytical approach when preparing revenue estimates for current and multi-year periods. The process shall include analysis of probable economic changes and their impacts on revenues, historical collection rates and trends in revenues. This approach should reduce the likelihood of actual revenues falling short of budget estimates during the year and should avoid mid-year service reductions.

G. Revenue Collection and Administration

The City shall maintain high collection rates for all revenues by keeping the revenue system as simple as possible in order to facilitate payment. In addition, since a revenue should exceed the cost of producing it, the City shall strive to control and reduce administrative costs. The City shall pursue to the full extent allowed by state law all delinquent taxpayers and others overdue in payments to the City.

II. Expenditures

The City shall use the following guidelines to identify necessary services, establish appropriate service levels and administer the expenditure of available resources to assure fiscal stability and the effective and efficient delivery of services.

A. Current Funding Basis

The City shall operate on a current funding basis. Expenditures shall be budgeted and controlled so as not to exceed current revenues plus the planned use of fund balance accumulated through prior year savings.

B. Avoidance of Operating Deficits

The City shall take timely corrective action if at any time during the fiscal year expenditure and revenue re-estimates are such that an operating deficit is projected at year-end.

C. Maintenance of Capital Assets

Within the resources available each fiscal year, the City shall maintain capital assets and infrastructure at a sufficient level to protect the City's investment, to minimize future replacement and maintenance costs and to continue service levels.

D. Purchasing

The City shall make every effort to maximize any discounts offered by creditors/vendors. Vendors with balances due the city will have payments due the vendor offset against the amount due the city. The City will follow state law concerning the amount of the purchase requiring formal bidding procedures and approval by the City Council. For purchases where competitive bidding is not required, the City shall seek to obtain the most favorable terms and pricing possible. Every effort will be made to include minority and/or women owned business enterprises in the bidding process.

DocuSign Envelope ID: 9D0DE916-8286-4945-8BE2-4A4458D02FE1

E. Funding for Outside Agencies from City Revenue

The City shall annually review non-grant funded requests from outside agencies and submit to City Council for consideration during the budget process. To monitor the internal control environment of the outside agencies, the following requirements are established based on level of funding each year:

1. Agencies receiving less than $5,000 annually will complete a questionnaire provided by the city to assess risk factors and internal controls. This completed questionnaire will be reviewed, approved by the Board, and recorded in the Board's minutes before it is submitted to the city.
2. Agencies receiving $5,000 to $19,999 annually will have an agreed upon procedures engagement completed by an independent certified public accountant. The city will provide the detail of procedures to be performed in this engagement.
3. Agencies receiving $20,000 or more annually will have a financial audit performed by an independent certified public accountant in accordance with U.S. generally accepted auditing standards. Any communications on internal control deficiencies, including the management letter, required by professional standards must be provided to the city. Also, any communications required by professional standards related to fraud or illegal acts must be provided to the city.

III. Fund Balance / Working Capital / Net Position

The City shall use the following guidelines to maintain the fund balance, working capital and net position of the various operating funds at levels sufficient to protect the City's creditworthiness as well as its financial position from unforeseeable emergencies.

A. General Fund Unassigned Fund Balance

The City shall strive to maintain the General Fund unassigned fund balance at 28 percent of current year budgeted revenues.

B. General Fund Assigned Fund Balance

The City Council, through adoption of these financial management policy statements, has authorized the City Manager or his/her designee and the Chief Financial Officer/Director of Finance to jointly designate or commit assigned fund balances without further City Council approval. It should be noted that this authority only gives the ability to designate future "intended" uses of fund balance that are in excess of nonspendable, restricted, and committed amounts, and the minimum required unassigned fund balance. It does not vest additional spending authority in the City Manager or his/her designee or the Chief Financial Officer/Director of Finance. Subsequent appropriations of fund balance would continue to require City Council approval.

C. Other Operating Funds Unrestricted Net Position; Utility Working Capital

In other operating funds, the City shall strive to maintain a positive unrestricted net position to provide sufficient reserves for emergencies and revenue shortfalls. The minimum working capital in the Water, Wastewater (includes WMARSS), and Solid Waste Funds shall be 30% of annual revenues and 2% of the tangible capital assets of the fund as reported in the most recently audited Annual Comprehensive Financial Report (ACFR). The Drainage Fund shall also work to build working capital of 30% of annual

DocuSign Envelope ID: 9D0DE916-8286-4945-8BE2-4A4458D02FE1

revenues over the next five years and 2% of the tangible capital assets of the fund as reported in the most recently audited Annual Comprehensive Financial Report (ACFR).

D. Use of Fund Balance / Net Position

Fund Balance / Net Position shall be used only for emergencies, non-recurring expenditures, or major capital purchases that cannot be accommodated through current year savings. Should such use reduce the balance below the appropriate level set as the objective for that fund, recommendations will be made on how to restore it.

E. Net Position of Internal Service Funds

The City shall not regularly maintain positive unrestricted net position in internal service funds used to account for fleet and engineering operations. When one of these internal service funds builds up unrestricted net position, the City shall transfer it to other operating funds or adjust charges to other operating funds. For internal service funds used to account for risk management and employee health insurance, the City shall maintain a cash reserve in each fund sufficient to fund current liabilities, including but not limited to the unpaid estimated claims liability reported on the statement of net position, plus 20 percent of annual budgeted operating expenses. For internal service funds used to account for Information Technology excess unrestricted net position shall be used for future capital expenditures. Internal service funds used to account for Proprietary Fund Vehicle and Equipment Replacement shall accumulate resources for future capital expenditures and be funded based on the annual estimated depreciation expense for vehicles and equipment for the proprietary funds.

IV. Capital Expenditures and Improvements

A. Capital Expenditures and Improvements

The City shall annually review and monitor the condition of the City's capital equipment and infrastructure, setting priorities for its replacement and renovation based on needs, funding alternatives and availability of resources.

B. Capital Improvements Program

The City shall annually review the Capital Improvements Program (CIP), potential new projects and the current status of the City's infrastructure, replacement and renovation needs, updating the program as appropriate. All projects, ongoing and proposed, shall be prioritized based on an analysis of current needs and resource availability. For every project, all operation, maintenance and replacement expenditures shall be fully costed. The CIP shall also present the City's long-term borrowing plan, debt payment schedules and other debt outstanding or planned, including general obligation bonds, revenue bonds, certificates of obligation, and lease/purchase agreements.

C. Replacement of Capital Assets on a Regular Schedule

The City shall annually prepare a schedule for the replacement of its non-infrastructure capital assets. The City will include funding for capital equipment asset replacement in the annual operating budget to spread the cost of the replacement evenly over the life of the assets based on available funding and planned future replacements.

DocuSign Envelope ID: 9D0DE916-8286-4945-8BE2-4A4458D02FE1

D. Capital Expenditure Financing

The City recognizes that there are several methods of financing capital requirements. It can budget the funds from current revenues; it can take the funds from fund balance/working capital/net position as allowed by the Fund Balance/Working Capital/Net Position Policy; it can utilize funds from grants and foundations, or it can borrow money through debt. The City shall annually identify non-debt funding sources for capital expenditures.

Debt financing includes general obligation bonds, revenue bonds, certificates of obligation, and lease/purchase agreements. Guidelines for assuming debt are set forth in the Debt Policy Statements.

V. Debt

The City shall use the following guidelines for debt financing which will provide needed capital equipment and infrastructure improvements while minimizing the impact of debt payments on current and future revenues.

A. Use of Debt Financing

Debt financing, including general obligation bonds, revenue bonds, certificates of obligation, and lease/ purchase agreements, shall only be used to purchase capital assets. The City will not issue debt with adjustable rates of interest. Only traditional types of debt financing (general obligation bonds, revenue bonds, certificates of obligation, and lease/purchase agreements) will be utilized by the City. Debt should only be issued for capital projects that, by their character, are for essential core service projects. Property tax revenues and/or utility revenue pledges are the only acceptable types of funding for debt financing. The use of derivatives related to debt, such as interest rate swaps, are not permitted.

B. Amortization of Debt

The City shall structure new debt issue payment schedules to keep tax and utility rate increases for debt to a minimum. Debt payments should be structured to provide that capital assets, which are funded by the debt, have a longer life than the debt associated with those assets. Debt issues with deferred interest will require express approval by the Council of the deferred interest feature. Debt payment schedules must include the deferred interest in future debt service requirements. Debt issues with deferred interest, including capital appreciation bonds that rely on projected increases in property tax revenues for repayment are prohibited.

C. Affordability Targets

The City shall use an objective analytical approach to determine whether it can afford to assume new debt beyond the amount it retires each year or that will require additional debt service beyond the current annual amount. This process shall compare generally accepted standards of affordability to the current values for the City. These standards shall include debt per capita, debt as a percent of taxable value, debt service payments as a percent of current revenues and current expenditures and the level of overlapping net debt of all local taxing jurisdictions. For debt issues supported by the utility funds (Water, Wastewater, Drainage, and Solid Waste), the City will strive to maintain a net revenue coverage ratio of 1.10 times. The process shall also examine the direct costs and benefits of the proposed expenditures as determined in the City's annual update of the Capital Improvements Program. The decision on whether or not to assume

DocuSign Envelope ID: 9D0DE916-8286-4945-8BE2-4A4458D02FE1

new debt shall be based on these costs and benefits and on the City's ability to "afford" new debt as determined by the aforementioned standards. The City shall use cities with similar bond ratings for debt ratio benchmarks.

D. Sale Process

The City shall use a competitive bidding process in the sale of debt unless the nature of the issue warrants a negotiated bid.

E. Rating Agencies Presentations

Full disclosure of operations and open lines of communication shall be made to the rating agencies. City staff, with assistance of financial advisors, shall prepare the necessary materials and presentation to the rating agencies.

F. Continuing Disclosure and Post-Issuance Compliance

The City is committed to continuing disclosure of financial and pertinent credit information relevant to the City's outstanding securities. The City will maintain and follow Post-Issuance Compliance Policy procedures to ensure that City tax-exempt bond financings remain in compliance with federal tax and other applicable requirements.

G. Debt Refunding

City staff and the financial advisor shall monitor the municipal bond market for opportunities to obtain interest savings by refunding outstanding debt.

VI. Investments

The City's available cash shall be invested according to the standard of prudence set forth in Section 2256.006 of the Texas Government Code. The following shall be the objectives of the City of Waco Investment Policy listed in their order of importance: preservation of capital and protection of investment principal, maintenance of sufficient liquidity to meet anticipated cash flows, diversification to avoid unreasonable market risks and attainment of a market value rate of return. The investment income derived from pooled investment accounts shall be allocated to contributing funds based upon the proportions of respective average balances relative to total pooled balances.

VII. Intergovernmental Relations

The City shall coordinate efforts with other governmental agencies to achieve common policy objectives, share the cost of providing government services on an equitable basis and support appropriate favorable legislation at the state and federal levels.

A. Interlocal Cooperation in Delivering Services

In order to promote the effective and efficient delivery of services, the City shall work with other local jurisdictions to share on an equitable basis the costs of services, to share facilities and to develop joint programs to improve service to its residents.

DocuSign Envelope ID: 9D0DE916-8286-4945-8BE2-4A4458D02FE1

B. Legislative Program

The City shall cooperate with other jurisdictions to actively oppose any state or federal regulation or proposal that mandates additional City programs or services and does not provide the funding for implementation.

VIII. Grants

The City shall seek, apply for, obtain and effectively administer federal, state and foundation grants-in-aid that address the City's current and future priorities and policy objectives.

A. Grant Guidelines

The City shall seek, apply for and obtain those grants that are consistent with priority needs and objectives identified by Council.

B. Indirect Costs

The City shall recover indirect costs to the maximum amount allowed by the funding source. The City may waive or reduce indirect costs if doing so will significantly increase the effectiveness of the grant.

C. Grant Review

The City shall review all grant submittals for their cash or in-kind match requirements, their potential impact on the operating budget and the extent to which they meet the City's policy objectives. If there are cash match requirements, the source of funding shall be identified and approved prior to application. An annual report on the status of grant programs shall also be prepared.

D. Grant Program Termination

The City shall terminate grant-funded programs and associated positions as directed by the City Council when grant funds are no longer available unless alternate funding is identified.

IX. Economic Development

The City shall initiate, encourage and participate in economic development efforts to create job opportunities and strengthen the local economy and tax base.

A. Commitment to Expansion and Diversification

The City shall encourage and participate in economic development efforts to expand Waco's economy and tax base, to increase local employment and to invest when there is a defined specific long-term return. These efforts shall not only focus on new areas but on inner city areas, the Central Business District and other established sections of Waco where development can generate additional jobs and other economic benefits.

B. Tax Abatements

The City shall follow a tax abatement policy to encourage commercial and/or industrial growth and development throughout Waco. The City shall balance the long-term benefits of tax abatements with the short-term loss of tax revenues prior to the granting of the abatement. Factors considered in evaluating

DocuSign Envelope ID: 9D0DE916-8286-4945-8BE2-4A4458D02FE1

proposed abatements for development include the location of the project, its size, the number of temporary and permanent jobs created, the costs and benefits for the City and the impact on Waco's economy and other factors specified in the City's Guidelines for Tax Abatement.

C. Increase Non-Residential Share of Tax Base

The City's economic development program shall seek to expand the non-residential share of the tax base to decrease the tax burden on residential homeowners.

D. Coordinate Efforts with Other Jurisdictions

The City's economic development program shall encourage close cooperation with other local jurisdictions to promote the economic wellbeing of this area.

E. Use of Other Incentives

The City shall use enterprise zones as allowed by law and shall seek new sources to encourage business expansion. The City shall also coordinate with state and federal agencies on offering any incentive programs they may provide for potential economic expansion.

X. Fiscal Monitoring

Reports shall be prepared and presented on a regular basis to analyze, evaluate and forecast the City's financial performance and economic condition for the current year and for multi-years.

A. Financial Status and Performance Reports

Monthly reports shall be prepared comparing expenditures and revenues to current budget for fiscal year-to-date, and to prior year actual fiscal year-to-date. Budget highlight notes are also provided.

B. Five-Year Forecast of Revenues and Expenditures

A five-year forecast of revenues and expenditures, including a discussion of major trends affecting the City's financial position, shall be prepared. The forecast shall examine critical issues facing the City, economic conditions and the outlook for the upcoming budget year. The document shall incorporate elements of the International City Management Association financial trend monitoring system, providing further insight into the City's financial position and alerting the Council to potential problem areas requiring attention.

XI. Accounting, Auditing and Financial Reporting

The City shall comply with prevailing local, state and federal regulations. Its accounting practices and financial reporting shall conform to Generally Accepted Accounting Principles (GAAP) promulgated by the Governmental Accounting Standards Board (GASB), the American Institute of Certified Public Accountants (AICPA) and the Government Finance Officers Association (GFOA). The City Council shall select an independent firm of certified public accountants to perform an annual audit of all operations. The City shall continue to participate in the Government Finance Officers Association's Certificate of Achievement for Excellence in Financial Reporting program. The City shall comply with state regulations to report unclaimed property.

XII. Risk Management

DocuSign Envelope ID: 9D0DE916-8286-4945-8BE2-4A4458D02FE1

The City will utilize a safety program, an employee health program and a risk management program to prevent and/or reduce the financial impact on the City from claims and losses. Transfer of liability for claims will be utilized where appropriate via transfer to other entities through insurance and/or by contract. Prevention of claims through the safety program and the employee health program will be employed. Liabilities will be self-insured where financially feasible.

XIII. Operating Budget

The City shall establish an operating budget, which shall link revenues and expenditures to the goals of the City Council. The operating budget shall also incorporate projections for a minimum of five (5) years. The City shall continue to participate in the Government Finance Officers Association's Distinguished Budget Presentation Award program.

These policies were adopted by the Waco City Council on September 7, 1993.
These policies were amended by the Waco City Council on November 2, 1999.
These policies were amended by the Waco City Council on May 4, 2004.
These policies were amended by the Waco City Council on April 21, 2009.
These policies were amended by the Waco City Council on March 22, 2011.
These policies were amended by the Waco City Council on November 1, 2011.
These policies were amended by the Waco City Council on September 6, 2013.
These policies were amended by the Waco City Council on August 19, 2014.
These policies were amended by the Waco City Council on January 7, 2020.
These policies were amended by the Waco City Council on September 1, 2020.
These policies were amended by the Waco City Council on August 31, 2021.

Fee Description FY23 Fee Amount Fee Type

Fee Description	FY23 Fee Amount	Fee Type
Animal Services		
Animal Control		
All animals - 1st Pickup	60.00	1st Pickup
All animals - 2nd Pickup	75.00	2nd Pickup
All animals - 3rd and all subsequent Pickups	150.00	3rd & all subsequent Pickups
Breeders - 1st pickup	125.00	1st pickup
Breeders - 2nd pickup (Animal gets altered)	75.00	2nd pickup (Animal gets altered)
Livestock	75.00	minimum
Boarding fees		
After 72 hours	15.00	per day
For bite quarantine (must be paid within 24 hours from time animal is quarantined)	20.00	per day
Breeder Reclaim Fee	125.00	
Disposal fee	30.00	
Heartworm Test	15.00	per test
Impound Fees		
1st Impound for compliant pet (within 72 hours)	-	No Charge
1st Impound for Non-compliant pet	60.00	
2nd Impound	75.00	
3rd Impound and all subsequent impounds	150.00	
Owner requested euthanasia		
0 - 25 lbs.	45.00	
26 lbs. and over	65.00	
Rabies		
Testing Fee	100.00	
Vaccination	15.25	per animal
Spay/neuter surgery		
Male dog/female dog/female cat	65.00	per animal
Neuter male cat	35.00	per male cat
Surrender fee		
Compliant animal	-	No Charge
Surrender fee - Non-compliant animal	50.00	per animal
With offspring less than 4 months of age - Mother Dog and Puppies - Base Amount	50.00	plus
1-4 puppies	50.00	plus
5-8 puppies	50.00	additional
With offspring less than 4 months of age - Mother Cat and Kittens - Base Amount	50.00	plus
1-6 kittens	50.00	additional
Over 6 kittens	50.00	plus
Vaccinations		
Cat	20.00	per cat
Dog	30.00	per dog
Cameron Park Zoo		
Base Admission Price		
Adult	14.00	per person
Children (3-12 yrs.)	10.00	per person
Senior (over 60)	12.00	per person
Military (with ID)	12.00	per person
Military Child (3-12 yrs.)	9.00	per person
Education - School and Group Educational Programs		
Animal Presentations	75.00	
Behind-the-Scenes Tours	35.00	per person
Group Rates		
Group Size 15 +		
Children (3-12 yrs.)	9.00	per person
Adults	12.00	per person
Outreach Programs - Zoomobile (out of county)		
Per mile	2.00	per mile
Off-Site Programs		

Fee Description	FY23 Fee Amount	Fee Type
1st Program	75.00	1st Program
Additional Program on same day	50.00	Additional program on same day
Zoo Adventure Camp		
Cancellation Fee	20.00	
Full Day Camp		
Member	210.00	per week
Non-Member Full	230.00	per week
Half Day Camp		
Member	130.00	per week
Non-Member	150.00	per week
City Secretary's Office		
Open Records		
Body Worn Camera Recording	10.00	per recording
Body Worn Camera Video or Audio Footage	1.00	per full minute of audio or video footage
CD of Council Meetings	1.00	
CD of records	1.00	
Certification of Documents	2.50	
Computer Generated Maps	30.00	
Copy of a Recorded DVD	3.00	
Copying Charges (Outside requests)		
Oversized Paper (11" by 17", greenbar, bluebar)	0.50	per page
Standard Paper (8.5" by 11")	0.10	per page
Personnel Labor Charges	15.00	per hour
Personnel Labor Charges Overhead	0.20	percent of labor charge
Personnel Time CPU Programming	28.50	per hour
Personnel Time CPU Programming Overhead	0.20	percent of labor charge
Permits		
Driver's Application and Permit Fee	25.00	
Duplicate Cemetery Deeds	10.00	
Duplicate Driver's Permit	10.00	
Duplicate Permit Fee	10.00	
Solicitation Permits	25.00	
Vehicle for Hire Application Fee	25.00	
Vehicle for Hire Permit Fee	100.00	per vehicle
Development Services - Code Compliance		
Code Enforcement - Environmental Fees		
Lots requiring special bids for mowing & cleaning	150.00	plus contractor's bid
Fees To Mow Lots	200.00	per property
Code Enforcement - Lien Filing Fees		
1st page	16.00	8.5 x 11
2nd and each subsequent page	4.00	
Securing of Structure(s)	Contractor Bid	
Demolition of Structure(s)	Contractor Bid	
Community Services - Housing		
Residential Tax Abatement Application - All Others	150.00	
Convention Services		

The Director may negotiate special rates, charges, fees, discounts and services for use of the Department facilities by customers using 300 room nights or more for a specific event who represent significant local economic impact, repeat business, hotel occupancy tax or substantial facility revenue, to maximize facility revenue during need period or to offset unexpected event challenges. The Director may use industry guidelines to calculate economic benefit.

All Day Rental		
Rental of Entire Building (excludes Business Office and back-of-house areas) - Allows Lessee control of lobbies and entrances	4,400.00	
Rental of Single Floor - Meeting/Event Rooms only, dose not include lobbies or entrances -- Lower Level	2,200.00	
Rental of Single Floor - Meeting/Event Rooms only, dose not include lobbies or entrances -- Upper Level	2,750.00	
Hotel/Motel Room Tax	0.07	percentage

Fee Description	FY23 Fee Amount	Fee Type
Individual Rooms		
Chisholm Hall	1,750.00	
McLennan Hall	900.00	
1/3 McLennan Hall	390.00	
2/3 McLennan Hall	600.00	
Brazos Ballroom w/ Terrace	1,100.00	
1/2 Brazos Ballroom	750.00	
Bosque Theater	550.00	
DeCordova Room	250.00	
Event Office	150.00	per section
Texas Room North	500.00	
1/3 TX Room North	250.00	per section
Texas Room South	500.00	
1/3 TX Room South	250.00	per section
Ranger Room	350.00	
Waco Room	165.00	
Lone Star Room #103	200.00	
Lone Star Room #104	150.00	
Lone Star Room #105	100.00	
Upper Main Foyer	350.00	
Lower Main Foyer	300.00	
Move In/Decorator/Set Up Day (2 days max.)	-	1/2 of daily room rental for respective room
Move Out Day (1 day max.)	-	1/2 of daily room rental for respective room
Additional Move In/Move Out Days	-	Full Day Room Rental
After Midnight charge (1:00 a.m. maximum)	300.00	per hour
Early Open - No Show	-	
Early opening before 7:00 am	150.00	per hour
Chisholm Hall Parking Lot Fee	300.00	
Audio Visual Services		
Audio Visual	-	Prices Negotiated
High-speed Internet access (hard wire connection)	75.00	per day
LCD Projector Rental	100.00	
Wired Microphones	22.00	
Wireless Microphone handheld or lapel	55.00	
Mixer - 6 Channel	39.00	
A/V Cart	11.00	
White Board	28.00	
Flip Chart and Easel	17.00	
Easels	6.00	
46" Flatscreen Televisions	55.00	
6'x8' Tripod Screen (Front, for use in lower level rooms)	39.00	
9'x12' Screens (Front, for use in upper level rooms)	110.00	
Mahogany Podium	11.00	
Acrylic Podium	33.00	
Banner Hanging Service	27.50	per banner
A/V Package - Upper Level	400.00	
A/V Package - Lower Level	295.00	
Electrical Services		
All electrical charges are based on per day charge not per event - 120 volt single - 20 amp	50.00	per day
Extension cords and power strips	25.00	per each cord
Customers needing electrical service greater than 20 amp will need to contact Waco Convention	-	Center for specifications, availability and cost.
Equipment Services	-	
Pipe & Drape (limited supply) one color only, charged per linear foot	-	
3 foot pipe & drape	5.00	
8 foot pipe & drape	5.00	
14 foot pipe & drape	8.00	
Reset Fees (After room is set originally, cost per chair or table)	-	Standard Rental times 2
Skirted Table w/linen top	30.00	
Stages (per section) -- Removal Chisholm Hall master stage	1,000.00	

Fee Description	FY23 Fee Amount	Fee Type
Stages (per section) -- Stage Sections	40.00	per section
Table Linen	5.00	per linen
Table Linen Change	5.00	per linen
Tables Standard		
5 ft (60") round tables	10.00	per table
6' (72") linen-less silver round Tables	10.00	per table
8 ft Rectangle Tables (silver linen-less)	10.00	per table
Cocktail Tables (uncovered)	10.00	per table
Chairs	1.00	per chair
Food and Beverages Services	-	
Catering Fee (Fee is charged to the Outside Caterer; all Outside Caterers must sign an agreement explaining rules and requirements)	0.18	percentage
Food and Beverages (Waco Convention Center is the exclusive provider of beer, wine and liquor services)	-	Prices Negotiated
Freedom Fountain Rental Fee (equipment must be rented from outside vendor)	500.00	per day
Freight Receiving/Storage*		
Bulk storage	75.00	per pallet
*WCC has limited onsite storage. All freight shipments should be sent to contracted decorator service or other freight receiving and storage contractor. Freight received at the WCC will be charged according to listed prices.	-	Charged according to listed prices
Water Connections		
Initial connection	120.00	
Water connections only available in limited locations - Please contact Waco Convention Center for availability and specifications		
Miscellaneous Charges (i.e. cleaning fees, damaged plant fees, excess labor, equipment or building damage fees, faxes, key card replacement, etc.)	-	Based on cost of services
Cottonwood Creek Golf Course		
Cart Fees		
18 holes per person	19.00	
9 holes per person	13.00	
Regular Members (All Times)	14.00	
Senior Members (Mon-Fri)	9.00	
Senior Members (Weekends)	14.00	
Senior Non-Member (Monday-Friday)	15.00	
Super Twilight	10.00	
Twilight	13.00	
Green Fees		
ISD & College Week Days only	12.00	
Junior (Mon-Fri)	20.00	
Senior Member (Weekend)	14.00	
Senior Non-Member (Monday-Friday)	22.00	
Super Twilight (Weekdays)	18.00	
Super Twilight (Weekends)	21.00	
Twilight & 9 - Hole (Weekday)	25.00	
Twilight & 9 - Hole (Weekend)	30.00	
Weekday	28.00	
Weekend	36.00	
Junior Golf Facility		
Adults	5.00	
Children (12 and under)	2.00	
Membership Fees	-	
Couple/Family Membership	1,100.00	
Individual Membership	800.00	
Senior Membership (55 & up)	700.00	
Range Fees		
ISD & College, Baskets		
Small Basket	3.00	
Regular Basket	6.00	
Large Basket	8.00	

Fee Description	FY23 Fee Amount	Fee Type
Basket Fees - Member		
Small Basket	3.00	
Regular Basket	6.00	
Large Basket	8.00	
Basket Fees - Non-Member		
Small Basket	5.00	
Regular Basket	9.00	
Large Basket	12.00	
Rentals - Clubs	30.00	
Tournaments and Promotions	-	Price Negotiated
Economic Development Services		
Business Grant Application		
Project located outside the State Enterprise Zone	1,000.00	
Project located within the State Enterprise Zone	500.00	
Business Tax Abatement Application		
Project located outside the State Enterprise Zone	1,000.00	
Project located within the State Enterprise Zone	500.00	
Public Works - Engineering Services		
Inspection of Curb, Gutter, and Drive Approach		
One (1) Drive Approach	168.75	
One (1) Drive Approach with up to 50 ft. Curb & Gutter and/or Sidewalk	225.00	
Two (2) Drive Approaches on the same lot	206.25	
Two (2) Drive Approaches on the same lot with up to 50 ft. Curb & Gutter and/or Sidewalk	250.00	
Saw Cutting of Curb for		
One (1) Drive Approach	68.75	
Two (2) Drive Approaches on the same lot	106.25	
Curb and Gutter Only up to 50 ft.	137.50	
Each Additional 50 ft. or less Increment of Curb & Gutter	50.00	per additional 50 ft. or less increment
Sidewalks - up to 50 ft.	150.00	
Each additional 50 ft. or less Increment of Sidewalk	50.00	per additional 50 ft. or less increment
Pedestrian Facilities Curb Ramp	437.50	per ramp
Retaining Wall up to 100 sq. ft.	268.75	
Each Additional 100 sq. ft. or less Increment of Continuous Retaining Wall	93.75	per additional 100 sq. ft. or less increment
Alley Permit up to 50 ft.	268.75	
Each Additional 50 ft. or less Increment of Alley	106.25	per additional 50 ft. or less increment
Street Opening Permits		
Street or Paved Alley Opening / Repair	381.25	per permit
Stormwater Drainage System		
Curb Inlet (each)	337.50	
Stormwater Drain Junction / Inlet Placement (each)	337.50	
Stormwater Drain Pipe / Box every 50 ft. or less increment	150.00	every 50 ft. or less increment
Sanitary Sewer System		
Sanitary Sewer Pipe every 50 ft. or less increment	150.00	every 50 ft. or less increment
Sanitary Sewer Manhole Connection (existing manhole) (each)	181.25	
Sanitary Sewer Manhole Placement in the Pavement (each)	312.50	
Water Distribution System		
Water Line/Tap		
Water Line every 50 ft. or less increment	150.00	every 50 ft. or less increment
Water Tap Under Pavement (each)	300.00	
Cut in Tee for Water Line Not Under Pavement (each)	843.75	
Cut in Tee for Water Line Under Pavement (each)	843.75	
Fire Hydrant (each)	168.75	
Overtime Inspection (Nighttime in range of 6:00 p.m. to 7:00 a.m., Saturday, Sunday, or Holiday requires 72-hour advance email request for consideration)		
less than or equal to four (4) hours	337.50	less than four (4) hours
greater than four (4) hours	675.00	greater than four (4) hours
Reinspection of Permitted Items	68.75	per permitted item

Fee Description	FY23 Fee Amount	Fee Type
Penalty. In case any work, for which a permit is required by this chapter, is started prior to obtaining said permit, the fee above shall be doubled. The payment of such doubled fee shall not relieve any person from complying with the requirements of this chapter in execution of work nor from other penalties prescribed herein.	-	per item to be permitted
FEMA Floodplain Requirements		
Floodplain Development Permit Preliminary	60.50	per permit
Floodplain Development Permit Secondary	363.00	per permit
Subdivision Plan Review and Construction Inspection	0.04	percentage of estimated cost of construction
Right of Way License Agreement		
Existing Right-of-Way Use License Agreement Annual Increase in Fee for Linear ft. of Each Cable	0.05	percentage of annual increase per linear foot of each cable
Right-of-Way Use License Agreement Fee for Linear Foot of Each Cable Initial Cost	1.95	per linear ft. of each cable
Review and Inspection of Right-of-Way Use License Agreement Cable (every 100 ft.)	31.25	every 100 ft.
Computer Generated Maps		
Base	85.80	base rate
After 1 hour	80.30	per hour
Plotted Map	0.61	per sq. ft.
Fee for large Xerox (24"x36") copies	3.63	per page
Data Transfer Fee		
Base	85.80	base rate
After 1 hour	80.30	per hour
Small Cell Infrastructure		
Application Fees	-	
Network node	550.00	per application for up to 5 network nodes, and $250.00 for each add'l network node on a single application; up to 30 network nodes are allowed on each application
Node support pole	1,100.00	per application for each pole
Transport Facility	550.00	up to 5 network nodes and $250.00 for each add'l network node on a single permit; up to 30 network nodes are allowed on each permit
Annual Public Rights-of Ways Use Rates		
Network node	27.50	per network node site
Node support pole	-	No separate rate from the network node annual fee (each support pole should have a network node attached)
Transport Facility	30.80	monthly for each network node site, unless an equal or greater amount is paid the city e.g., under Chapter 283, Tex. Loc. Gov. Code or Chapter 66, Tex.Util. Code
Finance Services		
Ad Valorem Taxes (per Hundred)	0.764782	per $100 valuation
Garage Sale Permits	-	
Fire Services		
Facility Inspection Permits		
Daycare centers, foster homes, pre-school centers (app. 60) Example: Daycare licensed for ten kids = $60 ($50 + (10 x $1.00))	50.00	plus 1.00 per licensed child/adult
Hospitals, nursing homes, retirement centers, MHMR homes, rehab centers, shelters (app. 40)	125.00	plus 0.75 per bed
Installation and Remodeling of Fire Protection System		
Commercial Paint Spray Booth	75.00	plus $2.50 per head
Fire Alarm System	75.00	plus $1.50 per device
Fire Pump Installation	75.00	per permit
Hood & Duct System	55.00	plus $3.00 per nozzle
Other Fire Suppression System	75.00	plus $2.50 per head
Sprinkler System	75.00	plus $0.50 per head
Stand Pipe System	100.00	plus $5.00 per outlet
Installation and Removal of Fuel Storage Tanks and Dispensing Systems		
Installation and Removal of Underground or Above Ground Storage Tanks and/or Dispensers	75.00	for 1st tank, plus $50.00 per add'l tank at same location
Installation of underground or above ground storage tanks and/or dispensers	80.00	for 1st tank, plus $25.00 per add'l tank at same location and $2.00 per nozzle on dispensers
Other Operational Permits		
Emergency Inspection Fees (After Hours or Weekends)	250.00	
Environmental Impact Fee	500.00	
Hazardous Operations or Storage, (service stations, flammable liquid storage – app. 75)	50.00	plus 1.00 per nozzle (per permit)
Installation of Underground Fire Mains	75.00	
Re-Inspection Fee for any failed testing	200.00	

Fee Description	FY23 Fee Amount	Fee Type
Tents	50.00	
Single Events or Activities		
Controlled Burn	150.00	plus 250.00 for each hour of stand by per Fire Company
Pyrotechnical Display or Fireworks Display	150.00	plus 250.00 for each hour of stand by per Fire Company
Special Assembly Activities	150.00	plus 250.00 for each hour of stand by per Fire Company
Waco-McLennan County Public Health District		
Environmental Health - Funding Member		
Adult or Child Care, foster or adoptive home Inspections		
1-12 individuals	35.00	
13-99 individuals	110.00	
100+ individuals	137.00	
Fee included on all permits, new or repairs, for the TCEQ		
Design resubmittal fee	10.00	
Annual aerobic unit maintenance fee	20.00	per unit
Maintenance provider administrative penalty fee	10.00	per contract
The following fees for food and pools are for cities only. Unincorporated areas of the county are under a different fee schedule		
Food Establishment Permit Fees		
Additional preopening inspection or consultation (one free each per establishment)	85.00	
Adult or Child Care food services included with facility inspection	22.00	
City of Waco Seating Capacity		
1-30	165.00	
31-100	248.00	
101 or more	385.00	
City of Waco with No Seating Fee Based on Square Footage		
Less than 2,500 sq. ft.	165.00	
2,501 - 10,000 sq. ft.	248.00	
10,001 or more sq. ft.	385.00	
Handwash sign	2.50	
Mobile food Vendor	165.00	per unit
Reinspection Fee	85.00	
Reinstatement of Suspended Permit (separate From Reinspection Fee)	85.00	
School food service	-	Based on sq.ft. of kitchen/food op area only
Temporary food establishment permit		
Events 1 to 14 days	45.00	
Late payment Fee (for Temporary Permit)	90.00	Double normal fee
Food Safety Classes (for food employees)	-	no longer offered
Handwash sign	1.50	
Records copy fee	0.50	per page
Copy of Texas Food Establishment Rules (TFER) (One complimentary copy)	11.00	
Refrigerator/Freezer Thermometer	2.50	
The following Septic System permits and fees are set and adopted by the County Commissioners Court		
Septic System Major Repairs	-	
All others except single family residences	610.00	
Single family residences	410.00	
Septic System Minor Repairs		
All others except single family residences	160.00	
Single family residences	160.00	
Septic system permit & inspection		
Aerobic OSSF Maintenance	100.00	
All others except single family residences	610.00	
Single family residences	410.00	
Septic system reinspection fees		
All others except single family residences	100.00	
Single family residences	100.00	
Subdivision plat review site evaluation	50.00	
Public or semi-public swimming pool/spa permit	137.00	each

Fee Description	FY23 Fee Amount	Fee Type
Fee is charge for each separate circulation system. A wading pool or spa connected to pool that operates off the same circulation system dose not require a separate fee. However, if the wading pool or spa has a separate circulation system, a separate permit is required		
Reinspection of pool/spa	85.00	
Reprint/additional copy of a permit	5.50	per copy
Late Payment Fee (per month past due) - Activates 1st day of the month	25.00	per month
Copy of TDH Standards for Public Swimming Pool and Spa (1 free copy per permit)	5.50	
Environmental Health - Non-Funding Member		
Adult or Child Care, foster or adoptive home Inspections		
1-12 individuals	55.00	
13-99 individuals	110.00	
100+ individuals	137.00	
Fee included on all permits, new or repairs, for the TCEQ	10.00	
Design resubmittal fee	50.00	
Annual aerobic unit maintenance fee	20.00	per unit
Maintenance provider administrative penalty fee	10.00	per contract
Records copy fee	0.50	per page
The following fees for food and pools are for cities only. Unincorporated areas of the county are under a different fee schedule		
Food Establishment Permit Fees		
Additional preopening inspection or consultation (one free each per establishment)	110.00	
Adult or Child Care food services included with facility inspection	55.00	
City of Waco Seating Capacity		
1-30	220.00	
31-100	330.00	
101 or more	495.00	
City of Waco with No Seating Fee Based on Square Footage		
Less than 2,500 sq. ft.	220.00	
2,501 - 10,000 sq. ft.	330.00	
10,001 or more sq. ft.	495.00	
Handwash sign	2.50	
Mobile food Vendor	220.00	per unit
Non Profit food establishments (any type or size) (501(C) (3) or church under section 170 (b)(1)(A)(I) IRS code)	45.00	
Reinspection Fee	110.00	
Reinstatement of Suspended Permit (separate From Reinspection Fee)	110.00	
Temporary food establishment permit	-	
Events 1 to 14 days	55.00	
Late payment Fee (for Temporary Permit)	110.00	Double normal fee
Late Payment Fee Non profit organizations and churches	35.00	
Copy of Texas Food Establishment Rules (TFER) (One complimentary copy)	16.50	
Refrigerator/Freezer Thermometer	4.50	
The following Septic System permits and fees are set and adopted by the County Commissioners Court		
Septic System Major Repairs		
All others except single family residences	610.00	
Single family residences	410.00	
Septic System Minor Repairs		
All others except single family residences	160.00	
Single family residences	160.00	
Septic system permit & inspection		
Aerobic OSSF Maintenance	100.00	
All others except single family residences	610.00	
Single family residences	410.00	
Septic system reinspection fees		
All others except single family residences	100.00	
Single family residences	100.00	
Subdivision plat review site evaluation	50.00	
Public or semi-public swimming pool/spa permit	165.00	each

Fee Description	FY23 Fee Amount	Fee Type
Fee is charge for each separate circulation system. A wading pool or spa connected to pool that operates off the same circulation system dose not require a separate fee. However, if the wading pool or spa has a separate circulation system, a separate permit is required		
Reinspection of pool/spa	110.00	
Reprint/additional copy of a permit	7.50	per copy
Late Payment Fee (per month past due) - Activates 1st day of the month	25.00	per month
Copy of TDH Standards for Public Swimming Pool and Spa (1 free copy per permit)	8.00	
Health Education		
On Site Health Education	-	No Charge
HIV Case Management		
Ambulatory Outpatient Medical Care Co-pay	-	
Equal to or below the official poverty line	-	No Charge
101 to 200 percent of the official poverty line	-	Actual cost x 5% (Total charge not to exceed 5% of annual income per year)
201 to 300 percent of the official poverty line	-	Actual cost x 7% (Total charge not to exceed 7% of annual income per year)
More than 300 percent of the official poverty line	-	Actual cost x 10% (Total charge not to exceed 10% of annual income per year)
Health Insurance Co-pay	-	
Equal to or below the official poverty line	-	No Charge
101 to 200 percent of the official poverty line	-	Actual cost x 5% (Total charge not to exceed 5% of annual income per year)
201 to 300 percent of the official poverty line	-	Actual cost x 7% (Total charge not to exceed 7% of annual income per year)
More than 300 percent of the official poverty line	-	Actual cost x 10% (Total charge not to exceed 10% of annual income per year)
Laboratory	-	
Gram Stain	10.00	per test
Pregnancy Test	15.00	per test
Rapid HIV Testing	40.00	per test
Specimen Handling Fee	10.00	
Syphilis Screening, RPR	10.00	per test
Venipuncture	15.00	
Wet Mount	10.00	per test
Public Health Nursing	-	
DT	70.00	per dose
DTaP	25.00	per dose
Flu Shot	20.00	per dose
Health card (TB Test)	15.00	
Heath Card READ (TB Test)	10.00	per test
Hepatitis A (Adult)	75.00	per dose
Hepatitis A (Pedi)	30.00	per dose
Hepatitis B (Adult)	50.00	per dose
Hepatitis B (Pedi)	20.00	per dose
HIB	15.00	per dose
HPV vaccine (3 doses required over a 6 month period)	310.00	per dose
Immunizations Administration Fee (except TVFC)	10.00	per dose
Inactivated Polio Vaccine (IPV) Adult	30.00	per dose
Kinrix (Dtap, IPV)	60.00	per dose
Measles, Mumps, Rubella (MMR) Adult	110.00	per dose
Meningococcal B	200.00	per dose
Meningococcal Conjugate Vaccine	125.00	per dose
MMRV	310.00	per dose
Pediarix (Dtap, IPV,Hep B)	75.00	per dose
Pentacel (Dtap,IPV,Hib)	75.00	per dose
Pneumococcal Vaccine 13'	300.00	per dose
Pneumococcal Vaccine 20'	350.00	per Dose
Pneumococcal Vaccine 23'	145.00	per dose
Rotavirus	110.00	per dose
Tetanus - Diphtheria (Td) Adult	40.00	per dose
Tetanus-Diphtheria-Acellular Pertussis	40.00	per dose
Twinrix (Combination Hepatitis A & Hep	110.00	per dose
Typhoid vaccine	100.00	per dose
Varicella Vaccine	185.00	per dose
Yellow-fever vaccine	220.00	per dose

Fee Description	FY23 Fee Amount	Fee Type
Zoster (Shingrix)	190.00	per dose
Copy of Shot Record (not related to injection)	5.00	
Sexually Transmitted Disease	-	
Azithromycin 1000 mg	5.00	per dose
Azithromycin 250 mc	5.00	per dose
Bicillin LA 2.4 mu	5.00	per dose
Ceftriaxone 250 mg	5.00	per dose
Ceftriaxone 500 mg	5.00	per dose
Diflucan 150 mg	5.00	per dose
Doxycycline 100 mg	5.00	per dose
Gentamicin 80 mg	5.00	per dose
HSV # 1& 2	31.00	per test
Metronidazole 500 mg #14	9.00	per dose
Metronidazole 500 mg #4	4.00	per dose
Moxifloxacin 400 mg	5.00	per dose
Office Visit	20.00	per visit
Pap Smear	10.00	per visit
Suprax 400 mg	5.00	per dose
Valacyclovir 1 gm #20	9.00	per dose
Valacyclovir 1 gm #5	5.00	per dose
TB Prevention and Care	-	
Follow-Up Exams	-	
Level 01, non-physician services only, client class 1 or 2	22.12	
Level 01, non-physician services only, client class 3 or 5	27.12	
Level 06, non-physician and physician services, client class 1 or 2	46.37	
Level 06, non-physician and physician services, client class 3 or 5	57.59	
Initial Examination	-	
Level 01, non-physician services only, client class 1 or 2	26.53	
Level 01, non-physician services only, client class 3 or 5	43.27	
Level 06, non-physician and physician services, client class 1 or 2	52.90	
Level 06, non-physician and physician services, client class 3 or 5	73.51	
Level 07, non-physician and physician services and prescribed medications (preventive treatment), class 3 or 5	253.99	
Level 08, non-physician and physician services and prescribed medications (preventive treatment), class 1 or 2	54.10	
Monthly Examination	-	
Directly Observed Therapy (DOT)/Directly Observed Preventative Therapy (DOPT) -- DOT/DOPT exam-level 01, non-physician services only, client class 1 or 2	9.69	
Directly Observed Therapy (DOT)/Directly Observed Preventative Therapy (DOPT) -- DOT/DOPT exam-level 01, non-physician services only, client class 3 or 5	9.69	
Level 02, non-physician services and prescribed medications (initial treatment), client class 3 or 5	202.38	
Level 03, non-physician series and prescribed medications (preventative treatment), client class 1 or 2	13.54	
Level 04, non-physician services and prescribed medications (maintenance treatment), client class 3 or 5	45.30	
Level 05, non-physician services and prescribed medications (advanced treatment) client class 3 or 5	809.94	
Level 07, non-physician services and prescribed medications (advanced treatment) client class 3 or 5	212.27	
Level 08, non-physician series and prescribed medications (preventative treatment), client class 1 or 2	47.57	
Level 09, non-physician & physician services and prescribed medications (maintenance treatment), client class 3 or 5	55.19	
Level 10, non-physician & physician services and prescribed medications (advanced treatment), client class 3 or 5	819.83	
Physician Exam	-	
Level 06, non-physician and physician services, client class 3 or 5	38.51	
Level 06, non-physician services, client class 1 or 2	37.48	
Level 07, non-physician and physician services and prescribed medications (initial treatment), client class 3 or 5	218.99	
Level 08, non-physician and physician services, and prescribed medications (preventive treatment), client class 1 or 2	38.69	

Fee Description	FY23 Fee Amount	Fee Type
Radiologic exam, chest for TB screening purposes only	75.00	
Vital Statistics - Funding Member	-	
Additional copies of death certificate (at time of initial request)	4.00	
Certified copies of birth certificate	23.00	
Certified copies of death certificate	21.00	
Expedited Service Fee	10.00	
Search Fee for birth certificate	22.00	
Search Fee for death certificate	20.00	
Development Services - Inspection Services		
Sexually Oriented Businesses (New & Renewal Licenses are for a 1 year period)	-	
Non-Refundable Application Fee	100.00	Per License
Initial License Fee	350.00	Per New License
License Inspection	75.00	Per License (new & renewal)
Non-Refundable Renewal Fee	350.00	Per New License
Non-Compliance Fee	350.00	Per License when Violation Occurs
Indoor Amusement Facilities (New & Renewal Licenses are for a 5 year period)	-	
Initial Non-Refundable Application Fee	100.00	Per New license
License Fee	900.00	Per License (new & renewal)
License Inspection	75.00	Per License (new & renewal)
Non-Refundable Renewal Application Fee	100.00	Per Renewal License
Non-Compliance Fee	900.00	Per License when Violation Occurs
Credit Access Business	-	
Non-refundable Registration Fee	100.00	Per License
Non-Compliance Fee	100.00	Per License when Violation Occurs
3rd Party Inspection Fee	-	
Commercial Inspections	125.00	Per Trade with additional $125 Per building/unit
Multi Family/Townhome Dwelling Inspection	77.00	per building/unit
Residential Dwelling Inspection	77.00	per site visit
Alcoholic Beverage Licenses (New & Renewal Licenses are for a 2 year period)	-	
Non-Refundable Application Fee	100.00	Per New License
Malt Beverage (Beer)	-	
Off Premise	60.00	
On Premise	150.00	
Wholesale Distributor	300.00	
Mixed Beverage Late Hours Permit		
Mixed Beverage Permit		
Issuance (Original & Year 1)	-	
1st Renewal (Year 2 & 3)	1,125.00	
2nd Renewal (Year 4 & 5)	1,500.00	
3rd Renewal (Year 6 & after)	750.00	
Bonded Warehouse Permit	150.00	
Branch Distributor's License	75.00	
Brewer's Permit	1,500.00	
Brew Pub License	500.00	
General Class B Wholesaler	300.00	
License Inspection	75.00	
Local Distributor's Permit	100.00	
Package Store Permit	500.00	
Wholesaler's Permit	1,875.00	
Wine and Malt Beverage (Beer) Retailer's	-	
Off Premise	60.00	
On Premise	175.00	
Wine Only Package Store Permit	75.00	
Winery Permit	75.00	
Special Licenses	-	
Amusement Machine Tax	-	
Quarterly Rates	-	
January-February-March	15.00	

Fee Description	FY23 Fee Amount	Fee Type
April-May-June	11.25	
July-August-September	7.50	
October-November-December	3.75	
To release a sealed machine	5.00	
Night Club (New and Renewal Permits are for a 5-year period)	-	
Non-Refundable Application Fee	100.00	Per License (new & renewal)
License Fee	900.00	Per License (new & renewal)
License Inspection	75.00	Per License (new & renewal)
Non-Compliance Fee	900.00	Per License when Violation Occurs
Electrical Building Permit Fees	-	
Electrical Administration Fee	50.00	Per Electrical Permit
Non-Refundable Standalone Commercial Electrical Permit Review Fee	50.00	Per Commercial permit that requires a standalone review
Up to 400 amps	12.00	
401 - 1,000 amps	26.50	
Over 1,000 amps	40.00	
110 branch circuits	6.50	
DC Circuits Over 5 Amps/30 Volts	6.50	
220 branch circuits	7.50	
3 phase circuits	8.50	
1/2 H.P. to 50 H.P.	12.00	
Over 50 H.P.	26.50	
Up to 50 KVA	12.00	
Over 50 KVA	26.50	
Meter bank base fee (commercial-multifamily only)	25.00	
Per meter charge (structures with 3 or more meters per bank)	3.00	
Alternative Power Source Permits		
0-15 KW	160.00	
16-25 KW	265.00	
25 KW & Over	370.00	
Appeals to Building Inspections Advisory & Appeals Board	100.00	
Commercial Check	75.00	
Construction service pole	40.00	
Reinspection Fee	55.00	
Signs	40.00	
Temporary service inspection	34.00	
Residential Temporary Power Letter Review Fee	25.00	Per Review
Commercial Temporary Power Letter Review Fee	50.00	Per Review
General Building Permit Fees	-	
Appeals to Building Board of Adjustment & Appeals	100.00	
Code Compliance Letters	9.00	
Commercial Buildings	-	
Occupancy groups: A) Assembly, B) Business, E) Educational, F) Factory-Industrial, H) Hazardous, M) Mercantile, R)		
Residential - Multifamily	-	
First 100,000 sq.ft.	0.25	per sq.ft.
Each additional sq.ft.	0.09	per sq.ft.
Occupancy group S) Storage and all shell buildings	-	
First 100,000 sq.ft.	0.15	per sq.ft.
Each additional sq.ft.	0.08	per sq.ft.
Demolition	-	
Accessory structure	36.00	
Commercial structure	-	
1-story	150.00	
Multi-story	500.00	
Residential structure	50.00	
Foundation Only	-	1/3 cost of permit
ICC 3rd Party Plan Review Fee	200.00	Hour
Microwave Towers, Wind Turbine Generators, Communication Towers	495.00	
Non-refundable Commercial Plan Review Fee	100.00	minimum of $100 or 25% of total Building Permit Fee, whichever is greater
Parking Lot Only - No Structure	-	

Fee Description	FY23 Fee Amount	Fee Type
10,000 to 20,000 sq. ft.	212.00	per sq.ft.
First 10,000 sq. ft.	159.50	per sq.ft.
Over 20,000 sq. ft.	283.00	per sq.ft.
Reinspection Fee	55.00	
Repairs & alterations to existing non-residential buildings & completion of shell buildings	-	
First $2,000 (Minimum)	50.00	
2,001 to 50,000	5.50	per add'l 1,000
50,001 to 100,000	265.00	first 50,000
50,001 to 100,001	4.50	per add'l 1,000
100,001 to 500,000	490.00	first 100,000
100,001 to 500,001	3.50	per add'l 1,000
500,001 + 1,000	2.50	per add'l 1,000
500,001 and up	1,890.00	first 500,000
Repairs & alterations to existing residential structures	-	
Leveling	75.00	per permit
Repairs & Alterations	200.00	per permit
Roofing	125.00	per permit
Siding	75.00	per permit
Window	75.00	per permit
Residential structures	-	
Living area and non-living area and accessory structures	0.25	per sq.ft.
Non-Refundable Residential Plan Submittal Fee	50.00	per review
Site Grading	50.00	
Site Grading plan review	50.00	
Structure relocation	-	
Out of City	55.00	
Within City	112.00	
Swimming Pools	-	
Swimming Pool Plan Review Fee	50.00	
Commercial	150.00	
Residential	75.00	
Technology fee	10.00	
Temporary Certificate of Occupancy	-	
1st 15 day extension	150.00	
2nd 15 day extension	200.00	
30 days	100.00	
Mechanical Building Permit Fees	-	
Mechanical Administration Fee	50.00	Per Permit
Non-Refundable Standalone Mechanical Permit Review (Residential or Commercial)	50.00	
For issuing each permit (only charged if permit is strictly for commercial ductwork)		
Flex Duct	25.00	
Metal Duct	50.00	
Exhaust/Ventilation systems -- Installation of each blower or fan connected to duct system	5.00	
For each Terminal AC unit (PTAC or VTAC)	10.00	
Residential Ventahood	10.00	
Commercial Ventahood	75.00	
Commercial Walk in Cooler / Freezer	50.00	
Single Zone Mini Spilt / VRF System	20.00	
Each additional zone	3.00	
Heating Systems	-	
Installation of each direct-fired unit heater, boiler hot air furnace or central heating plant	-	
Each unit over 250,000 BTU	45.00	
Each unit up to 250,000 BTU	20.00	
Refrigerated Air Systems	-	
Installation of each refrigerated air system	-	
Each air handler unit over 10,000 CFM	8.00	
Each air handler unit up to 10,000 CFM	5.00	
Each unit over 5 tons	45.00	
Each unit up to 5 tons	20.00	

Fee Description	FY23 Fee Amount	Fee Type
Reinspection Fee	55.00	
Appeals to Building Inspections Advisory & Appeals Board -Penalty. In case any work, for which a permit is required by this chapter, is started prior to obtaining said permit, this fee shall be doubled. The payment of such doubled fee shall not relieve any person	100.00	
Plumbing and Lawn Sprinkler Building Permit Fees	-	
Plumbing/Irrigation Administration Fee	50.00	Per Permit
Non-Refundable Standalone Commercial Plumbing Review Fee	50.00	
Appeals to Building Inspections Advisory & Appeals Board	100.00	
Irrigation Review Fee	50.00	
For the first vacuum breaker or back flow protective device installed subsequent to the installation of a lawn sprinkler system	40.00	
Each additional back flow protective device	10.00	
For each house sewer, water service and gas service (yard lines installation or repair)	20.00	Per Permit, Per Line, Per 100 Feet
For each plumbing fixture, trap, grease and sand trap, hot water heater, and gas fired appliance	8.00	
For each sump pump, grinder pump or lift station	10.00	
Reinspection Fee	55.00	
Trip fee for lawn sprinkler inspections in the ETJ	60.00	
Roof Drain System Permit Fees		
Discharge Line and Roof Drain Fee	10.00	
To Issue the permit	50.00	Per Permit
Library Services		
Non-Resident Card	100.00	per card
Temporary Resident Card	20.00	3 Months
Damages to Library Material	1.00	up to cost of the item
Fine for Overdue Materials	0.20	per day up to up to max. of $5.00 for books
Fine for Overdue Video recordings	1.00	per day up to max. of $10.00 for audiovisuals
Inter-Library Loan Postage Fee (Includes postage for microfilm)	3.00	per item
Public Copy Charges/Public Computer Print	-	
11 x 17 Copies -- Black and White	0.50	per page
11 x 17 Copies -- Color	1.00	per page
Black and White	0.20	per page
Color	0.50	per page
Fax	1.00	per page
Scan	0.20	per page
Replace Lost Library Cards	1.00	per card
Replace Lost Materials	5.00	Plus cost of item
Municipal Court		
Court costs and fees as set by the Texas State Legislature and fines as set by the Municipal Court Judge	-	
Parks and Recreation		
Facility Rentals	-	
Cameron Park Clubhouse	-	
All Day	1,250.00	all day
Clean up / Deposit	250.00	refundable
Facility & Grounds	-	
Cleaning Fee	Price Negotiated	
Damage Deposit	Price Negotiated	refundable
Downtown Banner Installation (Minimum 10 poles, Maximum 70 poles)	45.00	per pole
Festival Areas	-	
Brazos Park East, Indian Spring Park/Suspension Bridge	1,250.00	
Heritage Square and Northern Gateway	500.00	
Gymnasium/Auditorium	-	
Non-Athletic -- Clean up / Deposit	100.00	refundable
Non-Athletic -- For 4 hours	250.00	for 4 hours
Non-Athletic -- Per add'l hour	50.00	per add'l hour
Meeting Rooms	-	
Clean up / Deposit	100.00	refundable
Per Hour	50.00	per hour
Multi-Purpose Center	-	

Fee Description	FY23 Fee Amount	Fee Type
4 hours	350.00	for 4 hours
Additional Hour	50.00	per hour
Deposit	100.00	refundable
Pavilion Rentals	-	
Large -- Redwood, Pecan Bottoms, Bledsoe-Miller, Anniversary, South Waco, Oscar DuConge, Northern Gateway, Brazos Park East Horseshoe Pits/Pavilion, Brazos Park East Band Pavilion, Sul Ross Pavilion, Trail Blazer	250.00	all day
Small -- Alta Vista, Crestview, East Waco, Kendrick, North Waco, S. J. Guthrie, Dewey, Proctor Springs, Rock Shelter, Mouth of the Bosque, Lovers Leap Brazos Park East Pavilion, Seley Pavilion, Circle Point, Buena Vista	100.00	all day
Recreation Center Gym Rentals for Practice (during regular business hours)	-	
1/2 court	35.00	per hour
Full court	50.00	per hour
Memorial Donations-Trees, Plaques, Benches, etc.	50--2,500	per request
Recreational Activities	-	
Court costs and fees as set by the Texas State Legislature and fines as set by the Municipal Court Judge	-	
After School Camp	25.00 - 200.00	range per month
Athletics	-	
Adult Athletic League	-	
Adult Individual	35.00 - 100.00	range
Team	175.00 - 525.00	range
Field Rental - 4-Field Hub	-	
commercial clean-up deposit	500.00	commercial clean-up deposit
commercial per day	1,250.00	commercial per day
non-commercial clean-up deposit	250.00	non-commercial clean-up deposit
non-commercial per day	650.00	non-commercial per day
Game Fee	150.00-500.00	range
Team Practice	35.00	per hour
Team Practice with lights	60.00	per hour
Hart Patterson Track Complex	-	
Practice	50.00	per hour
Team Practice with lights	75.00	per hour
Track Meets	1,500.00	+25% of gate
Tournament Fee	150.00 - 2,500.00	range
Track/Swimming per Event	5.00-15.00	range
Youth Athletic League (Team)	200.00 - 650.00	range
Youth Athletic League (Youth Individual)	35.00 - 100.00	range
Daily Drop-In Activity Fee	2.00 - 10.00	per visit
Event Grounds/Parade Fee	-	
All Day	500.00	
Events held In non-festival areas or parks that will require city services	100.00	deposit
Park Ranger Classes	5.00 - 100.00	range
Recreation Classes	4.00 - 100.00	range per session
Registration Fee	25.00 - 100.00	range
Special Events	-	
Event Electricity Panel	100.00	
Special Event Application	50.00	
Summer Camp	-	
Entire Summer	300.00 - 1,500.00	range-entire summer camp
per Month	100.00 - 300.00	range per month
Vendor Fee	50 - 3,000	range
Waco Mammoth National Monument	-	
Group Rates (Over 20 people)	4.00	each
Tour Price	-	
Adult (18-61)	6.00	each
Senior (over 60)	5.00	each
Military Rate (with ID)	5.00	each
Youth (4-17)	5.00	each
Child (under 3)	-	Free

Fee Description	FY23 Fee Amount	Fee Type
Development Services - Planning Services		
Copy Charges	-	
Copying Black & White	0.10	per page
Copying CD for data or documents	1.00	
Copying Color or Color Print	1.00	per page
Documents/ Maps	-	
All other reports	-	Varies
Any document or map may be burned to a CD-ROM	25.00	
City Map with ETJ (36" x 48")	30.00	
Developer's Guide	25.00	
Land Use Plan Map (Color)	75.00	
Metropolitan Transportation Plan	100.00	
Other Large Maps (36" x 48")	30.00	
Small Maps (11" x 17" or 8.5" x 11")	1.00	
Subdivision Ordinance	25.00	
The City Plan, Waco Comprehensive Plan 2040	100.00	
Transportation Improvement Program (MPO)	50.00	
Zoning Compliance Letter	25.00	
Zoning Maps Only (Color)	75.00	
Zoning Ordinance Only	50.00	
Zoning Ordinance with Maps (Color Maps)	100.00	
Farmer's Market Fees	-	
Non-Compliance Fee	200.00	Per License when Violation Occurs
Permit Fee	200.00	Per New License
Renewal	200.00	Per Renewal License
License Inspection	75.00	Per License (new & renewal)
Open Air Vending	-	
Non-Compliance Fee	200.00	Per License when Violation Occurs
Open Air Vending Renewal	200.00	Per Renewal License
Permit Fee	200.00	Per New License
Seasonal for 3 consecutive days	75.00	Per License
Seasonal for 3 consecutive days - Non-Compliance	75.00	Per License when Violation Occurs
Temporary for Non-Profits	10.00	
Temporary for Non-Profits-Non-Compliance	10.00	
License Inspection	75.00	Per License (new & renewal)
Other Processes	-	
Affidavit Preparation and Filing	30.00	
Land Use Plan Change	150.00	
Street Name Change	300.00	
Processes	-	
Historic Landmark Commission	-	
Historic District Designation	200.00	
Historic Landmark Certificate of Appropriateness	25.00	
Historic Landmark Designation	50.00	
Historic Landmark Medallion	50.00	includes tax
Historic Landmark Tax Abatement	200.00	
Planned Unit Developments (PUD)	-	
PUD Concept Plan (Zoning)	400.00	
PUD Final Plan	350.00	
Subdivisions	-	
Abandonment Fee	300.00	
Encroachment	500.00	
Final, Replat, or Amended Subdivision Plat	300.00	
Minor Plat (4 lots or less w/o improvements)	250.00	
Preliminary Subdivision Plat	150.00	
Subdivision Plat Vacation	100.00	
Zoning/Board of Adjustment	-	
Administrative Appeal	300.00	

Fee Description	FY23 Fee Amount	Fee Type
Board of Adjustment Applications	300.00	
Special Permits	500.00	
Zone Change Applications	500.00	
Land Use Change Applications	150.00	
Property for Sale List	5.00	each
Short Term Rental License	-	
License Fee	500.00	
License Renewal	250.00	
License Renewal - Non-Compliance	250.00	
Non-Compliance Fee	500.00	
License Inspection	75.00	Per New License
Sign Fees - On-Premise & Off-Premise	-	
Permit Fee for New signs = Application Fee + Display Area Fee + Height Above Grade Fee + Technology Fee	-	
Application fee: $33.00 + $10.00	43.00	
Display Area Fee: $23.90 or $0.22 per square foot for each display surface, whichever is greater	-	Varies
Sign Height Above Grade Fee, in Feet:	-	
On-Premise Sign	-	
1-20 sq. ft.	24.00	
21-30 sq. ft.	48.00	
31-40 sq. ft.	72.00	
41-50 sq. ft.	95.00	
51-60 sq. ft.	120.00	
60 & Over:	167.00	
Annual Registration - Conventional Off-Premise signs	-	
0 - 72 sq.ft.	25.00	
73 - 300 sq.ft.	35.00	
301 - 672 sq.ft.	40.00	
Annual Registration - Digital (LED) Off-Premise signs	-	
0 - 382 sq.ft.	35.00	
383 - 672 sq.ft.	40.00	
Late Fee - Conventional Off-Premise signs	-	
0 - 72 sq.ft.	6.00	
73 - 300 sq.ft.	9.00	
301 - 672 sq.ft.	10.00	
Late Fee - Conventional - Digital (LED) Off-Premise signs	-	
0 - 382 sq.ft.	9.00	
383 - 672 sq.ft.	10.00	
Permit Fee for all Signs	-	
0 - 72 sq. ft.	48.00	
73 - 300 sq. ft.	83.00	
301 - 672 sq. ft.	110.00	
Signs (Registration fees are due on October 1st of each year. The late fee is charged per registered sign and will double after 60 days) -- Portable Signs	66.00	
Street Furnishings Fee	25.00	
Police Services	-	
Certified copy of accident report	8.00	per report
Certify Records	2.50	
Copying Charges (No charge less than 10 pages)	0.10	per page
Crime Free Apartment Complex Fees	-	
Charged after they complete third phase of becoming a Crime Free Member	-	
5 - 49 units	77.00	per year
50 - 99 units	103.00	per year
100 or more units	155.00	per year
Crime Free Books	-	each
Crime Free Hotel/Motel Fees	-	
Charged after they complete third phase of becoming a Crime Free Member	-	
1 - 24 units	52.00	per year
25 - 74 units	77.00	per year

Fee Description	FY23 Fee Amount	Fee Type
75 or more units	103.00	per year
Crime Free Landlords/Property Managers Fees	-	
Charged after they complete third phase of becoming a Crime Free Member	-	
1 - 4 units	52.00	per year
5 - 49 units	77.00	per year
50 - 99 units	103.00	per year
100 or more units	155.00	per year
Fingerprinting	20.00	
Immigration Letter	15.00	
Individual Background Checks	15.00	
Produce a Business Record Affidavit	10.00	
Sign/Stamp a Business Record Affidavit	5.00	
Texas Peace Officers Accident Report	6.00	per report
Vehicle Towing	-	
Under 10,000 GVW	60.00	
10,000 GVW or over	175.00	
Impound Notification Fee	15.00	
Vehicle Storage	20.00	per day
Solid Waste Services	-	
Solid Waste Administration fee	12.50	
Residential Solid Waste Collection (Residential Collection means the collection of solid waste from premises used as residential or living units and includes but is not limited to: single family dwellings, duplexes (2 living units), tri-plexes (3 living units), Quad-plexes (4 living units), apartment units (number of living units depends on density of complex), and mobile homes. Each occupied living unit will be billed as a separate unit. The City will assume all living units are occupied. It is up to property owner/manager to provide the City with information on the number of occupied living units.	-	
Residential Collection - (Fees do not include applicable sales tax)	-	
Animal Collection	-	
All Animals Must be Frozen, Double Bagged & Placed In Cart	45.00	
Large Animal 75lbs & over	150.00	
Medium Animal 36lbs - 75lbs	75.00	
Small Animal (at curb) 35lbs or less	-	
Small Animal 35lbs or less	45.00	
Shelters/Veterinarians/Taxidermists	18.33	
Base Pickup	17.70	per month 1x/wk.
Deposit for Residential Garbage Only Accounts	50.00	
Curbside Garbage - gray cart (1 cart up to 95 gals)	-	
Curbside Recycling - blue cart (1 or 2 carts up to 95 gals)	-	
Curbside Yard Waste - green cart (1 or 2 carts up to 95 gals)	-	
Extra Container (garbage, recycle or yard waste cart up to 95 gals)	8.00	
Fee for Carts Left at curb	20.00	
Fee for Overfilled or Waste Out of Cart (per Section 21-23 (b))	20.00	
Fee for Unbagged Solid Waste (per Section 21-23 (d))	20.00	
Fee for Use of Non City Provided Cart (per Section 21-23 (a))	20.00	
Large Bulky Waste service (scheduled After payment arrangements have been made)		
up to 7 cubic yards	35.00	1 cubic yard = 27 cubic feet
8 to 15 cubic yards	75.00	1 cubic yard = 27 cubic feet
16 to 30 cubic yards	150.00	1 cubic yard = 27 cubic feet
Multiple residential Dwelling Office/Laundry (limit one charge per Complex)	34.89	
Residential Curbside Bulky Waste	-	
Special Pickup for Carts	10.00	
Collection/Drop-Off Stations - (Fees do not include applicable sales tax)		
Current Water Bill & Photo ID Required	-	4x/yr. Limit 8 cubic yards per deposit
E-Waste Recycling (Drop off only)	-	
Most electronics accepted	-	No Charge
Not accepted - scrapped-out electronics, smoke detectors, large appliances, gas-powered equipment and any PCB, liquid fuel or radioactive containing equipment or devises	-	Not accepted
Refrigerant Removal From Refrigerant containing Device (residential only)	15.00	per unit

Fee Description	FY23 Fee Amount	Fee Type
Residential Tires, W/O Wheels (No Commercial or industrial sizes accepted) Max. 4 per visit -- 15" or smaller	3.50	per tire
Residential Tires, W/O Wheels (No Commercial or industrial sizes accepted) Max. 4 per visit -- 20" or smaller	6.00	per tire
Commercial Collection		
Deposit for Commercial Garbage Only Accounts	250.00	
Curbside Bulky Waste	172.50	
Container Lock (prevents unwanted usage) Monthly Fee	2.97	
Shared Container Lock Monthly Fee	1.48	per customer
Standard Extra Service Fee (Must Be Paid Prior To Service When Container Is Shared)	83.74	1x/wk.
Roll-off, Per Service Fee		
Compactor		
20 cubic yard	316.25	per service
30 cubic yard	379.50	per service
40 cubic yard	442.75	per service
Share2+ -- 20 cubic yard	158.13	per service
Share2+ -- 30 cubic yard	189.75	per service
Share2+ -- 40 cubic yard	221.38	per service
Share4+ -- 20 cubic yard	79.06	per service
Share4+ -- 30 cubic yard	94.88	per service
Share4+ -- 40 cubic yard	110.69	per service
Open-Top		
10 cubic yard	129.44	per service
13 cubic yard	182.18	per service
20 cubic yard	257.28	per service
30 cubic yard	328.00	per service
40 cubic yard	434.16	per service
50 cubic yard	507.36	per service
Nonprofit Roll Off Fee	80.00	per service
Service is subject to availability and must be scheduled a minimum of 1 week in advance. Service is only available to nonprofits that host clean up events or donation centers focused on litter abatement and/or landfill diversion. Solid Waste Director or designee shall have the authority to deny nonprofit roll off requests if there this insufficient inventory, request does not support litter abatement and/or landfill diversion, or request is not submitted in a timely manner.		
Pack Roll-off		
Base	189.75	per service
Share2+	94.88	per service
Share4+	47.44	per service
Small Generator Containerized service Fee		
95 gallon Cart Service Fee (1 container) -1x/wk.	21.71	1x/wk.
95 gallon Cart Service Fee (1 container) - 2x/wk.	40.14	2x/wk.
95 gallon Cart Service Fee (2 containers) -1x/wk.	36.72	1x/wk.
95 gallon Cart Service Fee (2 containers) - 2x/wk.	64.53	2x/wk.
Commercial Container Collection - Front, Side and Rear Load Monthly Fee - Standard Fee		
3 cubic yards (1x/wk.)	92.12	per container 1x/wk.
3 cubic yards (2x/wk.)	147.00	per container 2x/wk.
3 cubic yards (3x/wk.)	208.18	per container 3x/wk.
3 cubic yards (4x/wk.)	270.27	per container 4x/wk.
3 cubic yards (5x/wk.)	332.36	per container 5x/wk.
3 cubic yards (6x/wk.)	481.25	per container 6x/wk.
4 cubic yards (1x/wk.)	106.38	per container 1x/wk.
4 cubic yards (2x/wk.)	171.27	per container 2x/wk.
4 cubic yards (3x/wk.)	242.54	per container 3x/wk.
4 cubic yards (4x/wk.)	314.87	per container 4x/wk.
4 cubic yards (5x/wk.)	387.21	per container 5x/wk.
4 cubic yards (6x/wk.)	527.15	per container 6x/wk.
6 cubic yards (1x/wk.)	143.08	per container 1x/wk.
6 cubic yards (2x/wk.)	230.36	per container 2x/wk.
6 cubic yards (3x/wk.)	326.23	per container 3x/wk.
6 cubic yards (4x/wk.)	423.53	per container 4x/wk.
6 cubic yards (5x/wk.)	520.82	per container 5x/wk.

Fee Description	FY23 Fee Amount	Fee Type
6 cubic yards (6x/wk.)	710.18	per container 6x/wk.
6 cy Compactor front load (1x/wk.)	227.91	per container 1x/wk.
6 cy Compactor front load (2x/wk.)	326.22	per container 2x/wk.
6 cy Compactor front load (3x/wk.)	426.28	per container 3x/wk.
6 cy Compactor front load (4x/wk.)	526.69	per container 4x/wk.
6 cy Compactor front load (5x/wk.)	626.06	per container 5x/wk.
6 cy Compactor front load (6x/wk.)	688.97	per container 6x/wk.
8 cubic yards (1x/wk.)	174.90	per container 1x/wk.
8 cubic yards (2x/wk.)	281.59	per container 2x/wk.
8 cubic yards (3x/wk.)	398.76	per container 3x/wk.
8 cubic yards (4x/wk.)	517.71	per container 4x/wk.
8 cubic yards (5x/wk.)	636.64	per container 5x/wk.
8 cubic yards (6x/wk.)	866.74	per container 6x/wk.
10 cubic yards (1x/wk.)	219.08	per container 1x/wk.
10 cubic yards (2x/wk.)	352.71	per container 2x/wk.
10 cubic yards (3x/wk.)	499.49	per container 3x/wk.
10 cubic yards (4x/wk.)	648.45	per container 4x/wk.
10 cubic yards (5x/wk.)	837.30	per container 5x/wk.
10 cubic yards (6x/wk.)	1,086.87	per container 6x/wk.
Commercial Container Collection - Front, Side and Rear Load Monthly Fee - Shared Fee		
3 cubic yards (1x/wk.)	49.45	per customer 1x/wk.
3 cubic yards (2x/wk.)	74.77	per customer 2x/wk.
3 cubic yards (2x/wk.)	104.10	per customer 3x/wk.
3 cubic yards (4x/wk.)	135.14	per customer 4x/wk.
3 cubic yards (5x/wk.)	166.19	per customer 5x/wk.
3 cubic yards (6x/wk.)	240.63	per customer 6x/wk.
4 cubic yards (1x/wk.)	53.20	per customer 1x/wk.
4 cubic yards (2x/wk.)	85.63	per customer 2x/wk.
4 cubic yards (3x/wk.)	121.28	per customer 3x/wk.
4 cubic yards (4x/wk.)	157.45	per customer 4x/wk.
4 cubic yards (5x/wk.)	193.61	per customer 5x/wk.
4 cubic yards (6x/wk.)	263.58	per customer 6x/wk.
6 cubic yards (1x/wk.)	71.55	per customer 1x/wk.
6 cubic yards (2x/wk.)	115.18	per customer 2x/wk.
6 cubic yards (3x/wk.)	163.13	per customer 3x/wk.
6 cubic yards (4x/wk.)	211.77	per customer 4x/wk.
6 cubic yards (5x/wk.)	260.42	per customer 5x/wk.
6 cubic yards (6x/wk.)	355.10	per customer 6x/wk.
6 cy Compactor front load (1x/wk.)	113.95	per customer 1x/wk.
6 cy Compactor front load (2x/wk.)	163.10	per customer 2x/wk.
6 cy Compactor front load (2x/wk.)	213.14	per customer 3x/wk.
6 cy Compactor front load (4x/wk.)	263.35	per customer 4x/wk.
6 cy Compactor front load (5x/wk.)	313.04	per customer 5x/wk.
6 cy Compactor front load (6x/wk.)	344.48	per customer 6x/wk.
8 cubic yards (1x/wk.)	87.45	per customer 1x/wk.
8 cubic yards (2x/wk.)	140.79	per customer 2x/wk.
8 cubic yards (3x/wk.)	199.39	per customer 3x/wk.
8 cubic yards (4x/wk.)	258.85	per customer 4x/wk.
8 cubic yards (5x/wk.)	318.32	per customer 5x/wk.
8 cubic yards (6x/wk.)	433.38	per customer 6x/wk.
10 cubic yards (1X/wk.)	109.54	per customer 1x/wk.
10 cubic yards (2x/wk.)	176.35	per customer 2x/wk.
10 cubic yards (3x/wk.)	249.75	per customer 3x/wk.
10 cubic yards (4x/wk.)	324.23	per customer 4x/wk.
10 cubic yards (5x/wk.)	418.66	per customer 5x/wk.
10 cubic yards (6x/wk.)	543.43	per customer 6x/wk.
Commercial Recycling - (Fees do not include applicable sales tax)		
Standard Extra service Fee	83.74	1x/wk.
A contaminated recycle Container shall be charged as an Extra service Fee	83.74	per container

Fee Description	FY23 Fee Amount	Fee Type
Commercial Recycling Monthly Fee (No Shared containers)	-	
1x/wk.	47.38	per container 1x/wk.
2x/wk.	76.99	per container 2x/wk.
Commercial & Non-Profit Recycle Carts (Available to garbage carted customers only)		
Commercial Recycling Cart Monthly Fee (no shared carts) 1 cart/1x/wk.	5.75	1 cart/1x/wk.
Commercial Recycling Cart Monthly Fee (no shared carts) - 2carts/1x/wk.	8.05	2 carts/1x/wk.
Non-Profit Recycling Cart Monthly Fee (no shared carts) - 1cart/1x/wk.	2.88	1 cart/1x/wk.
Non-Profit Recycling Cart Monthly Fee (no shared carts) -2 carts/1x/wk.	4.03	2 carts/1x/wk.
Landfill - (Fees do not include applicable sales tax)	-	
Residential, Current Water Bill & Photo ID Required	-	4x/yr. Limit 1 ton per deposit
Municipal Solid Waste Tipping Fee, including Residential and Self Hauling Entities	50.00	per ton
Residential Tires, W/O Wheels (No Commercial or industrial sizes accepted) Max. 4 per visit -- 15" or smaller	3.50	per tire
Residential Tires, W/O Wheels (No Commercial or industrial sizes accepted) Max. 4 per visit -- 20" or smaller	6.00	per tire
Mobile Home Disposal -- Less that 60 feet in length	350.00	per unit
Mobile Home Disposal -- 60 feet or greater in length	450.00	per unit
Municipal Solid Waste Tipping Fee, Outside County	60.00	per ton
Construction and Demolition Waste without concrete	60.00	per ton
Construction and Demolition Waste with concrete	100.00	per ton
Special Waste -- Dead Animals	45.00	handling fee/ plus tonnage
Special Waste -- special Handling (meat products, etc.)	45.00	plus landfill fees
Unsecured Load --(tarp or similar covering required)	20.00	per visit
Weight Ticket	15.00	per vehicle or item
Minimum Fee	10.00	per trip
Special Event Service - (Fees do not include applicable sales tax)		
Cart service Fee	17.51	per cart per service
Recycle Cart service Fee	8.75	per cart per service
Recycle Container service Fee	41.20	per cart per service
Public Works - Street Services		
Clean up fee for spills (construction materials)	550.00	per hour
Regular Business Hours		
Streets Employee and Truck	130.00	per hour
Additional Streets Employee	65.00	per hour
Additional Truck	65.00	per hour
Streets Employee and Heavy Equipment	180.00	per hour
City Owned Missing traffic control items billed actual cost	-	
Non-Business Hours		
Streets employee and truck 3 hours minimum	155.00	per hour
Additional streets Employee 3 hour minimum	90.00	per hour
Additional Truck 3 hour minimum	65.00	per hour
Street s Employee and heavy equipment 3 hour	250.00	per hour
City Owned Missing traffic control items billed actual cost	-	
Texas Ranger Hall Of Fame & Museum		
Admission		
Adult Admission	10.00	
Discount Adult with Coupon	9.00	
Adult Group Rate (10 or more)	7.00	
Child Admission (ages 0-5)	-	Free
Child Admission (ages 6-12)	4.00	
Child Group Rate (10 or more)	3.00	
Law Enforcement (Active with ID)	6.00	
Military (with ID)	8.00	
School Group Admission Adult Fee	7.00	
School Group Admission Student Fee	3.00	
Senior (60 and over)	8.00	
Audio/Visual Equipment Rental		
Audio/Visual Equipment	150.00	per day
Podium	-	No Charge
Educational Fees	-	

Fee Description	FY23 Fee Amount	Fee Type
Education Center Facility Application Fee	50.00	per application
Mystery Kit - Experiential Education Resource (20 student minimum plus shipping)	2.00	per student
Summer Camp	25.00	per student
John Knox Texas Ranger Memorial Center		
Facility Rental Fee -- Fri-Sun - Under 200	2,600.00	
Facility Rental Fee -- Mon-Thurs - Under 200	1,600.00	
Facility Rental Fee -- Fri-Sun - Over 200	3,000.00	
Facility Rental Fee -- Mon-Thurs - Over 200	2,000.00	
Serial Rentals -- Monthly Rental (Time of Use Restrictions Apply)	6,000.00	annually
Library Fees		
Genealogy Research	35.00	one ancestor
Per Hour Research Fee	35.00	
Photo Reproductions	-	Based on Usage
Membership Fees		
Corporate	5,000.00	
Heritage	1,500.00	
Legacy	2,500.00	
Third Century Club	10,000.00	one time for life
Traditions	500.00	
Trailblazer	250.00	renewable at $55.00
Individuals and Families		
Captain's Circle	5,000.00	one time for life
Gold Star	250.00	renewable at $55.00
Silver Star	55.00	
Miscellaneous Rentals		
After Midnight Fee (rental facilities will close no later than 1:00 a.m. nightly)	200.00	per hour
Banner Hanging Fee	25.00	per pre-approved item
Catering/Kitchen Fee		
Up to 200 guests	200.00	per hour
Up to 400 guests	300.00	per hour
Clean-up Fee	150.00	
Knox Center Early Opening before 8:00 a.m.	200.00	
Tables/Chairs		
Up to 200 guests	400.00	
Up to 400 guests	700.00	
Product Licensing Royalties	-	5% to 10% of sales
Public Works - Traffic Services		
Approved Special Events		
On-call assistance for closure on day of event		
Business hours	131.25	per hour per staff (no minimum)
Non-business hours	193.75	per hour per staff
Pickup of barricades and cones by customer during business hours (Events will be charged for missing or damaged materials)	131.25	per hour per staff
Standard delivery/pickup (during normal working hours)	312.50	per event
Traffic Control Plan Design and/or Review by professional engineer	82.50	per hour
Traffic control plan on-site inspection fee	193.75	per hour
New Street (Public or Private) name sign (per intersection)	362.50	per sign
Review house mover route plan	60.50	per hour
Signal Repairman to Escort House mover (Damage Avoidance Repair)		
Each Additional Signal Technician	68.75	per hour
Each Additional Truck	62.50	per hour
One Signal Technician and Truck	131.25	per hour
Waco Regional Airport		
After hours Service Fee	50.00	per call
Air Stairs Usage Fee		
Non Signatory Carriers	100.00	per use
Signatory Carriers	100.00	per use
Aircraft Fuel Flowage Fee	0.12	per gallon

Fee Description	FY23 Fee Amount	Fee Type
Aircraft Hangars		
Damage/Security Deposit	-	One month's rental
Executive T-Hangars # 7, 13, 16	265.00	per month
Executive T-Hangars (exc. # 7, 13, 16)	245.00	per month
T-Hangars #1 - 10	180.00	per month
T-Hangars #11 - 50	205.00	per month
Airline Terminal Charges		
Administrative Operation Space	1.50	per sq. ft.
Baggage Makeup Area	0.15	per sq. ft.
Non Signatory Security Fee	0.50	per enplaned passenger
Ticket Counter (Each)	2.85	per sq. ft.
Conference Room Fee	40.00	per day
Fingerprinting Fee	45.00	per individual
Identification Media		
ID Badge fee	5.00	per individual
Motorcycle Sticker Fee	2.50	
RAM Parking Sticker Fee	10.00	per sticker
Vehicle Hang tag	2.50	per vehicle
Land for Billboard Site	300.00	per year
Land Lease		
Improved Land	0.20	per sq.ft. per year
Unimproved Land	0.15	per sq.ft. per year
Landing Fees		
Commercial Operators	0.40	per 1,000 pounds maximum allowable gross landing weight
Commercial Operators -- Minimum	3.25	per landing
Long-Term Aircraft Tiedown/Parking		
Light Twin	125.00	per month
Single Engine	75.00	per month
Miscellaneous Storage Space	27.00	per month
Non Signatory Landing Fee	0.55	per 1,000 pounds maximum allowable gross landing weight
Office Charges		
Copies	0.10	per copy
Fax	2.00	first page/ 1.00 extra pages
Overnight Aircraft Tiedown/Parking - General Aviation (may be waived with purchase of fuel)		
Less than 12,500 Maximum Gross Landing Weight (MGLW)	10.00	per night
12,500 to 50,000 Maximum Gross Landing Weight (MGLW)	20.00	per night
Over 50,000 Maximum Gross Landing Weight (MGLW)	50.00	per night
Overnight fees for Commercial Aircraft - Non-scheduled Carriers		
Less than 50,000 MGLW	50.00	per night
50,000 to 100,000 MGLW	100.00	per night
Over 100,000 MGLW	150.00	per night
Overnight fees for commercial Aircraft - Scheduled Carriers	-	Negotiated in Lease Agreement
Passenger Facility Charge	4.50	
Passenger Loading Bridge Fee	-	
Non-Signatory Carriers	500.00	per use
Signatory/Non-Signatory Carriers		
0-200 uses	350.00	per month
201-400 uses	450.00	per month
over 400 uses	550.00	per month
Rental Car - Customer Facility Charge	1.95	per day (per contract)
Replacement Fees	-	
1st Lost Identification Media	25.00	per media
2nd Lost Identification Media	50.00	per media
3rd Lost Identification Media	100.00	per media & approval of director
Employee Parking Permit	15.00	per permit
Waco Transit System		
ADA Van Fare	3.00	
Base Adult Cash Fare	1.50	

Fee Description	FY23 Fee Amount	Fee Type
Elderly/Handicapped	0.50	
Day Pass	3.00	
Day Pass (Elderly/Handicapped)	1.25	
Student/Child	1.00	
Monthly Pass	40.00	
Monthly Pass (Student)	20.00	
Rural Demand Response Fare	3.00	
Rural Demand Response Fare (adjacent Counties)	5.00	
Summer Student Pass (June, July, August)	30.00	
Bus Bench Advertising		
Bench Advertising	80.00	per month
One Time Print/Install Cost	115.00	
Bus Charter		
All Other Organizations	145.00	per hour
Non-Profit	120.00	per hour
Bus Shelters		
Shelter Advertising	205.00	per month
One Time Print/Install Cost	220.00	per month
Exterior Bus Advertising		
Curb Side Window		
45" x 28.5" -- 1 Window	130.00	per month
45" x 28.5" - 2 or more Windows	115.00	per month
One Time Print/Install Cost	115.00	
Full Bus Advertising (any length of time) -- Per Bus		please contact Waco Transit Service
Head Sign		
Per Bus (330" W x 12" H)	305.00	per month
One Time Print/Install Cost	380.00	
Spilt Kong		
1 Split Kong - 81" x 28" back & 71" x 28" front end	380.00	per month
One Time Print/Install Cost	355.00	
Big Kong		
130" w x 102" H - 1 bus	655.00	per month
One Time Print/Install Cost	1,110.00	
Kong Wrap		
120" x 28" - 1 Bus	330.00	per month
One Time Print/Install Cost	305.00	per month
Back Window - 71.5" x 30" -- 1 Bus	255.00	per month
One Time Print/Install Cost	305.00	
Interior Bus Advertising (any length of time)		
All Fixed Routes & Baylor		
Behind Driver Seat Cards (11" x 17"	80.00	per month per vehicle
One Time Print/Install Cost	35.00	
Small Interior Cards (28" x 11")	45.00	per month per vehicle
One Time Print/Install Cost	30.00	
Silo District Trolley		
Side Window	110.00	per month
One Time Print/Install Cost	110.00	
Baylor Gameday Shuttle		
Interior Banner Package 1 interior ad on all 6 shuttles	310.00	per season
One Time Print/Install Cost	140.00	
McLennan County Rural Transit District Advertising Revenues are not received by Waco Transit Service		
Side Window (sizes vary)	105.00	per month
One Time Print/Install Cost	105.00	
Back Banner 59" W x 28.5" H	255.00	per month
One Time Print/Install Cost	255.00	
Back Side Wrap (110" W x 58" H)	455.00	per month
One Time Print/Install Cost	580.00	
Back Wrap (101" W x 84.5" H)	455.00	per month
One Time Print/Install Cost	600.00	

Fee Description	FY23 Fee Amount	Fee Type
Wastewater Fund		
Charges for Industrial Pretreatment		
Compliance Sampling (subject to prices set by outside laboratories)		
Administration Fee	35.00	minimum
Lab Fees	-	Cost plus Administration Fee
Material ID Test	-	Actual Cost Recovery
Sampling Fees	-	Actual Cost Recovery
Shipping Cost (avg.)	-	Actual Cost Recovery
Emergency non-contract Batch Discharge	-	Quoted on per cost basis
Non-contract Batch Discharge	-	Quoted on per cost basis
Permit Formulation & Issuance		
Formulation & Issuance (charged annually for 5 year permits) -- Large - > 100,000 GPD	560.00	
Formulation & Issuance (charged annually for 5 year permits) -- Medium - > 25,000 < 100,00	385.00	
Formulation & Issuance (charged annually for 5 year permits) -- Small - < 25,000 GPD	260.00	
Permit Renewal & Administration (charged annually for 5 year permits) -- Large - > 100,000	735.00	
Permit Renewal & Administration (charged annually for 5 year permits) -- Medium - > 25,000	510.00	
Permit Renewal & Administration (charged annually for 5 year permits) -- Small - < 25,000	375.00	
SUC Application Review & Facility Inspection -- Large - > 100,000 GPD	340.00	
SUC Application Review & Facility Inspection -- Medium - > 25,000 < 100,000 GPD	240.00	
SUC Application Review & Facility Inspection -- Small - < 25,000 GPD	155.00	
Commercial Sewer Taps -- All commercial sewer services shall be tapped into a manhole	-	Quoted on per cost basis
McGregor Wholesale Rate	-	
Demand Charge	222.00	per meter
Volumetric Charge	3.80	per thousand gallons
Non-Residential Sewer Rate		
Inside City		
3/4 inch meter	22.57	
1 inch meter	33.71	
1.5 inch meter	54.81	
2 inch meter	80.14	
3 inch meter	122.92	
4 inch meter	174.74	
6 inch meter	298.82	
8 inch meter	470.57	
10 inch meter	633.85	
Volumetric Rate	5.83	per 1000
Outside City		
3/4 inch meter	28.21	
1 inch meter	42.13	
1.5 inch meter	68.52	
2 inch meter	100.17	
3 inch meter	153.65	
4 inch meter	218.42	
6 inch meter	373.52	
8 inch meter	588.21	
10 inch meter	792.31	
Volumetric Rate	7.29	per 1000
Plan Review - for non-addressed comments and/or subsequent reviews after 2	200.00	per hour
Rates are established as follows		
Non-residential -- 100% of metered water volumes times use rate.		
Residential -- Annually, the average of the actual water consumption from the billing statements for the months of November, December, January and February with consumption, up to 20000 gallons per month, is the maximum monthly consumption that will be charged. If no consumption during these months, the winter usage defaults to 6,000 gallons. For new residences and new turn-ons that do not have adequate consumption statistics during the months stated above, a maximum monthly consumption figure of 6,000 gallons shall be utilized.		

Fee Description	FY23 Fee Amount	Fee Type
Residential -- The monthly service charge is the lesser between the actual monthly consumption shown by the water meter or the four months average consumption (November-February), capped at 20,000 gallons times the use rate plus the minimum charge.		
Residential Sewer Rate	-	
Inside City	-	
Base	22.57	
Volumetric Rate	5.83	per 1000
Outside City	-	
Base	28.21	
Volumetric Rate	7.29	per 1000
Retire Existing Sewer Tap	-	Quoted on per cost basis
Sewer Deposit (Non Water Customers)	150.00	minimum
Sewer Tap 4"	-	Quoted on per cost basis
Sewer Tap 6"	-	Quoted on per cost basis
Sewer Tap Investigation via CCTV	350.00	
Surcharge Rate for BOD ($/lb.) Conc. Range (mg/L) Maximum Conc. Allowed		
BOD (5,000 mg/L)		
Tier 0 0-240	-	per pound
Tier 1 240-1,000	0.07	per pound
Tier 2 1,000-1,550	0.14	per pound
Tier 3 1,550-5,000	0.28	per pound
TKN (1,250 mg/L)		
Tier 0 0 - 35	-	per pound
Tier 1 35 - 80	0.39	per pound
Tier 2 80 - 130	0.75	per pound
Tier 3 130 - 1,250	1.51	per pound
TSS (4,000 mg/L)	-	
Tier 0 0 - 307	-	per pound
Tier 1 307 - 1,850	0.04	per pound
Tier 2 1,850 - 3,000	0.09	per pound
Tier 3 3,000 - 4,000	0.17	per pound
Unauthorized tampering to the water or wastewater system and its appurtenances	2,000.00	minimum
Water Fund		
Anion	-	
Bromate	50.00	
Bromide	20.00	
Chloride	20.00	
Fluoride	20.00	
Nitrate Nitrogen	20.00	
Nitrite Nitrogen	20.00	
Orthophosphate as P	20.00	
Sulfate	20.00	
Apartment/Multi-Family Deposits		
1-10 units	750.00	minimum
11-30 units	1,000.00	minimum
31-50 units	1,500.00	minimum
Over 50 units	3,000.00	minimum
Backflow		
inspection/test fee	200.00	
Inspector Annual Registration Fee	25.00	
prevention violation fee	250.00	minimum
Basic Service Call	-	
8am to 12pm	50.00	
After 12pm	100.00	
Biological		
Heterotrophic Plate Count	20.00	
Total coliform/E. coli (IDEXX P/A)	15.00	
Total coliform/E. coli (IDEXX Quanti-Tray)	18.00	

Fee Description	FY23 Fee Amount	Fee Type
Burglar Alarm	50.00	after 5 incidents
Carnivals	250.00	
Cation	-	
Calcium	20.00	
Magnesium	20.00	
Potassium	20.00	
Sodium	20.00	
Commercial Deposit		
Additional deposit may be required based on periodic history review	-	average or greater
Base	150.00	Min or two months
Customer Requested Meter Test (plus Service Call Fee)	-	
Field -- Meter 1 .5" or larger	150.00	
In Shop -- Meter 1" or smaller	50.00	
In Shop -- Meter 1.5" and 2"	75.00	
Customer Requested Report	-	Quoted per report (includes any programming costs)
Educational Training Services		
Class Withdrawal Fee	50.00	
Late Registration Fee	25.00	
License Certification Training	100.00 - 250.00	per person
Emergency Wholesale Water Supply Agreement	-	1.5 times Waco non-residential rates - per 1,000 gallons
Fire Flows	120.00	
Fire Hydrant Installation / Monthly Service Charge	100.00	
General Chemistry		
Alkalinity	20.00	
Ammonia Nitrogen	30.00	
BOD5	25.00	
CBOD5	25.00	
Conductivity	15.00	
Dissolved organic carbon	30.00	
Dissolved Oxygen	15.00	
pH	15.00	
Residual Chlorine-Free	15.00	
Residual Chlorine-Total	15.00	
Total Dissolved Solids-Gravimetric	30.00	
Total Hardness	20.00	
Total Kjeldahl Nitrogen	35.00	
Total Organic Carbon	30.00	
Total Phosphorus	35.00	
Total Suspended Solids	20.00	
Turbidity	15.00	
UV 254 Absorbance	20.00	
Group Analyses		
Anion scan (Fl, Cl, Br, NO2-N, NO3-N, PO4, SO4)	120.00	
Cation Scan (Ca, Mg, Na, K)	120.00	
Well Water Characterization (ALK, COND, Cl, NO2, NO3, Ca, Mg, Na ,K)	200.00	
WetChems (Alkalinity, Total Hardness, Conductivity)	75.00	
Hold-up Alarm	50.00	after 3 incidents
Lake Waco Wetlands Research and Education Center Rentals		
Classroom Only (occupancy 30)	50.00	per day plus 50.00 deposit
Cleanup Deposit (forfeited if building is not cleaned after rental)	50.00	
Lake Waco Wetlands and Education Center (occupancy 100)	300.00	per day (8 am to 12 midnight)
Lake Waco Wetlands and Education Center (occupancy 100) minimum time frame	150.00	per half day
Rental Deposit (required for reservation, applied to rental)	150.00	
Security (required for rentals involving alcohol, dancing or student events)	Price Negotiated	Security (required for rentals involving alcohol, dancing or student events)
Meter Charge	300.00	minimum
Meter Testing outside the city limits		
Each additional test	200.00	
Each additional test -- Service Fee	50.00	per meter
includes 2 tests	400.00	minimum

Fee Description	FY23 Fee Amount	Fee Type
Service Fee	50.00	per meter
No multiple connections will be made on a 3/4" service	-	
Existing 1" Residential service tap (Bullhead)	300.00	for each additional
Existing 1" Residential service tap (Bullhead) --City will furnish and install additional 5/8" or 3/4" meter setting	550.00	includes meter & composite box
Existing 2" Residential service tap (Bullhead) --City will install additional 1 1/2" meter setting or furnish and install additional 1" meter setting. Service will not support more than one 1 1/2" meter and one 1" meter	425.00	for first meter
On other combinations	-	Price will be calculated on individual basis
Retire Existing Water Tap (3/4" - 2")	-	Quoted on per cost basis
Nonresidential/Irrigation Demand Rates	-	
All other Classes (Commercial/Industrial) -- Volumetric Rate	3.86	per 1000
Inside City		
3/4 inch meter (also referred to as 5/8 inch)	22.21	
1 inch meter	61.56	
1.5 inch meter	110.49	
2 inch meter	169.17	
3 inch meter	292.95	
4 inch meter	428.16	
6 inch meter	692.22	
8 inch meter	1,046.79	
10 inch meter	1,546.93	
Irrigation		
0 - 25,000 gallons	7.10	per 1000
Over 25,000 gallons	9.35	per 1000
Plan Review - for non-addressed comments and/or subsequent reviews after 2	200.00	per hour
Pretreated Irrigation	-	
All Classes -- Volumetric Rate	1.41	per 1000
All Classes -- Volumetric Rate	1.67	per 1000
All other Classes (Commercial/Industrial) -- Volumetric Rate	4.83	per 1000
Outside City		
3/4 inch meter (also referred to as 5/8 inch)	27.76	
1 inch meter	76.95	
1.5 inch meter	138.11	
2 inch meter	211.46	
3 inch meter	366.19	
4 inch meter	535.20	
6 inch meter	865.27	
8 inch meter	1,308.49	
10 inch meter	1,933.67	
Irrigation		
0 - 25,000 gallons	8.88	per 1000
Over 25,000 gallons	11.69	per 1000
Raw Water	125.00	per acre foot minimum subject to contract revisions
Raw Water Administration Fee	25.00	per month
Reclaimed Water Rate (Purple Pipe)	-	To be determined
Residential Deposit (Additional deposit may be required based on periodic history review)	75.00	minimum
Residential Domestic Demand Rates		
Inside City		
3/4 inch meter (also referred to as 5/8 inch)	22.21	
1 inch meter	36.45	
1.5 inch meter	62.86	
2 inch meter	94.84	
3 inch meter	167.27	
Outside City		
3/4 inch meter (also referred to as 5/8 inch)	27.76	
1 inch meter	45.57	
1.5 inch meter	78.57	
2 inch meter	118.55	
3 inch meter	209.09	

Fee Description	FY23 Fee Amount	Fee Type
Residential Water Rate		
Inside City		
Base	22.21	
0 - 3,000 gallons	2.66	per 1000
3,001 - 8,000 gallons	3.33	per 1000
8,001 - 15,000 gallons	5.11	per 1000
15,001 - 25,000 gallons	7.10	per 1000
25,000+ gallons	9.35	per 1000
Outside City	-	
Base	27.76	
0 - 3,000 gallons	3.33	per 1000
3,001 - 8,000 gallons	4.16	per 1000
8,001 - 15,000 gallons	6.39	per 1000
15,001 - 25,000 gallons	8.88	per 1000
25,000+ gallons	11.69	per 1000
Residential Water Tap Charges		
1" taps on main sizes up to and including 8"	-	Quoted on per cost basis
2" taps on main sizes up to and including 8" (not including meter and meter box or vault)	-	Quoted on per cost basis
All meters above 1"		
10" Main with 10" Tap	-	Quoted on per cost basis
10" Main with 4" Tap	-	Quoted on per cost basis
10" Main with 6" Tap	-	Quoted on per cost basis
10" Main with 8" Tap	-	Quoted on per cost basis
12" Main with 10" Tap	-	Quoted on per cost basis
12" Main with 12" Tap	-	Quoted on per cost basis
12" Main with 4" Tap	-	Quoted on per cost basis
12" Main with 6" Tap	-	Quoted on per cost basis
12" Main with 8" Tap	-	Quoted on per cost basis
4" Main with 4" Tap	-	Quoted on per cost basis
6" Main with 4" Tap	-	Quoted on per cost basis
6" Main with 6" Tap	-	Quoted on per cost basis
8" Main with 4" Tap	-	Quoted on per cost basis
8" Main with 6" Tap	-	Quoted on per cost basis
8" Main with 8" Tap	-	Quoted on per cost basis
All other sizes	-	Required to file survey to set fee
Meter, meter box or vault, meeting City of Waco specifications, will be furnished by the owner.		
All meters above 1" (These prices above are only approximates and the exact cost will have to be approved based on location of tap)		
Each larger size main	-	Quoted on per cost basis
Returned Check Charge/Bank Draft	30.00	
Sample Preparation		
After hours bacteriological analysis (additional charge per sample)	20.00	
General	30.00	
Rush Analysis (1 - 2 day turn around) (additional charge per sample)	50.00	
Tagging	25.00	
Tampering / Obstructed / Damaged Meter / Pull Meter Charge/Unauthorized Usage	150.00	minimum
Unauthorized tampering to the water or wastewater system and its appurtenances	2,000.00	minimum
Water Laboratory Analyses Fees		
Handling Charge	10.00	for <5 samples shipped
Shipping Charge	2.50	per sample
Water Office		
Conference Room Rental	100.00	
Training Room Rental	400.00	
Water tap investigation (basic service fee)	50.00	
WMARSS Fund		
Additional Truck	15.00	
Pellet Sales	30.00	per ton or Seasonal Market Value depending on storage capacity
Plan Review - for non-addressed comments and/or subsequent reviews after 2	200.00	per hour

Fee Description	FY23 Fee Amount	Fee Type
Septage Charge	-	
Base	0.08	per gallon
Septage with Trash & Debris Charge	0.50	per gallon
Septage with Trash & Debris Charge (Min. $500. up to 1,000 gallons)	500.00	
Septic Hauler Permit/1st Truck	25.00	
Septic Truck Tank Cleaning Charge	100.00	
Tipping Fees		
Fats/Oils/Grease (FOG)	0.15	per gallon or seasonal markets & treatability
Industrial Organic Waste	0.10	per gallon or seasonal markets & treatability
Significant industrial users	0.01	per gallon or seasonal markets & treatability

Municipal Drainage Fund

This Schedule of Drainage Charges for the Municipal Drainage Utility System is adopted by the City Council. The effective date to begin charging the fees as shown in this Schedule of Drainage Charges for the Municipal Drainage Utility System and issuance of bills for said fees will be October 1, 2021. The fees will change effective on October 1 of subsequent years as shown in this Schedule of Drainage Charges for the Municipal Drainage Utility System.

Municipal Drainage Utility Fees		
Equivalent Residential Unit (ERU) is determined to be 2,633 sq. ft. of impervious area		
ERU Fee Amount - Effective Date		
10/1/2021	5.41	per ERU
10/1/2022	5.51	per ERU
10/1/2023	5.62	per ERU
10/1/2024	5.74	per ERU
10/1/2025	5.85	per ERU
Tier 1 Residential		
<1,960 sq. ft. or less; .57 of ERU		
Effective Date		
10/1/2021	3.08	per ERU
10/1/2022	3.14	per ERU
10/1/2023	3.21	per ERU
10/1/2024	3.27	per ERU
10/1/2025	3.34	per ERU
Tier 2 Residential		
1,961-3,399 sq. ft; 1 ERU		
Effective Date		
10/1/2021	5.41	per ERU
10/1/2022	5.51	per ERU
10/1/2023	5.62	per ERU
10/1/2024	5.74	per ERU
10/1/2025	5.85	per ERU
Tier 3 Residential		
>3,400 sq. ft. or more; 1.74 ERU		
Effective Date		
10/1/2021	9.41	per ERU
10/1/2022	9.59	per ERU
10/1/2023	9.79	per ERU
10/1/2024	9.98	per ERU
10/1/2025	10.18	per ERU

Fees Established

Non Residential Properties

Based on the total estimated impervious area on each parcel, with building permit information, aerial photography, or actual measurement used as a means of estimating the total amount of impervious area on the property, divided by 2,633 sq. ft. to determine number of ERUs or billing units. The calculated number of ERUs for non-single family residential properties will be rounded to the nearest whole integer other than zero to determine the monthly fee.

Fee Credits

1. Properties with less than 500 square feet of impervious cover will receive a credit equal to the amount of the fee due for that property.

Fee Description	FY23 Fee Amount	Fee Type
2. Non-residential customers may receive an annual 10% credit applied to the fee after providing one hour of volunteer service per ERU assessed on the customer's property		
a. The volunteer service must be though a program approved by the City of Waco Public Works Department and hours must be documented.		
b. All volunteer service hours must be complete before the credit is applied.		
c. The credit will expire one year from the date of the first volunteer service hour.		
Non-residential customers may receive a credit for retaining stormwater on site.		
a. The credit will be proportional to the percentage of stormwater runoff retained on site and eliminated from entering the municipal drainage system (the "runoff reduction") in addition to any retention required by other laws, ordinances, or regulations.		
b. The reduction shall be achieved via construction of improvements designed and stamped by a registered engineer and approved by the Watershed Protection Division Manager prior to construction.		
c. After construction of the improvements is completed and the improvements are accepted by the City as being constructed in accordance with the approved plans, the non-single family customer will receive a credit on the customer's monthly bill equal to the percentage of runoff reduction achieved by the improvements.		
d. The credit will be applied as follows:		
i. if the improvements are accepted by the City between January 1st, and May 31st of a given year, the credit will be applied beginning October 1st of the year following the year in which the improvements are accepted.		
credit will be applied beginning October 1st of the year following the year in which the improvements are accepted.		
e. The improvements shall be maintained by the customer. The improvements will be inspected, and initial functionality certified annually by the customer to retain the credit.		
Construction Re-Inspection	-	
Residential	100.00	per required inspection
Commercial	500.00	per required inspection
Industrial	500.00	per required inspection
Subsequent re-inspections for the same deficiencies will result in a doubling of the previous fee		
Floodplain Development Permit	-	
Preliminary	85.00	per permit
Secondary	600.00	per permit
Fee in Lieu of Required Detention for change in Impervious Cover	-	
less than 1.00 acre impervious	129,000.00	per acre
1.01-2.00 acre impervious - $129,000 +	70,000.00	per acre
2.01-5.00 acre impervious - $199,000 +	44,000.00	per acre
5.01-10.00 acre impervious - $331,000 +	29,000.00	per acre
10.01-20.00 acre impervious - $476,000 +	20,000.00	per acre
20.01-50.00 acre impervious - $676,000 +	12,000.00	per acre
50.01-100.00 acre impervious - $1,276,000 +	8,000.00	per acre
greater than 100.00 acres impervious - $1676,000 +	4,000.00	per acre

DocuSign Envelope ID: 9D0DE916-8286-4945-8BE2-4A4458D02FE1

RESOLUTION NO. 2022-584

WHEREAS, the City Manager filed the proposed Operating Budget and Capital Improvements Program for the City of Waco Fiscal Year 2022-2023 with the City Secretary on July 29, 2022; and

WHEREAS, the City Manager presented the proposed Operating Budget and Capital Improvements Program for the City of Waco Fiscal Year 2022-2023 to the City Council on August 2, 2022; and

WHEREAS, the City Council set the date and time for a public hearing on said proposed Operating Budget and Capital Improvements Program (by Resolution No. 2022-508 approved on August 2, 2022), and the notice for said public hearing was published as required by law on August 4, 2021; and

WHEREAS, said public hearing was held on August 30, 2022, and all residents were given an opportunity to attend and participate in the hearing,

NOW THEREFORE, BE IT RESOLVED BY THE CITY COUNCIL OF THE CITY OF WACO, TEXAS:

That City of Waco City Council by separate, record vote approves and adopts the portion of the Operating Budget and the Capital Improvements Program ("CIP") for the City of Waco Fiscal Year 2022-2023 to provide funding for the agreement regarding Baylor Campustown, for which Council member Josh Borderud filed an affidavit of substantial interest and was disqualified from voting on funding.

That the City of Waco City Council by record vote approves and adopts the Operating Budget and the Capital Improvements Program for the City of Waco Fiscal Year 2022-2023, together with Appendix A (Fee Schedule), Financial Management Policy Statement, Glossary of Terms and Acronyms, and the Certified Tax Rate Worksheet (Truth in Taxation Worksheet).

That the City Manager is authorized to make the following expenditures of funds, which are provided for in this approved Operating Budget and CIP for Fiscal Year 2022-2023, and to execute all documents in connection therewith, without further action by the Council:

(1) Salaries, compensation, and benefits for employees, including Texas Municipal Retirement System ("TMRS"), Social Security, Medicare, health insurance, life insurance, health claims payments, workers compensation, employee assistance programs ("EAP"), wellness portal, occupational health provider services, Fire and new hire Physicals, workers' compensation third-party administration services, and automated external defibrillator ("AED") services;

(2) Temporary employment and recruitment services;

(3) Regulatory fees required by the State of Texas, including fees to Texas Commission on Environmental Quality ("TCEQ") for water utilities, waste water, and solid waste permits and operations;

(4) Various utility services for City facilities and operations, including telephones, cell phones, electricity, natural gas, water, wastewater, and solid waste;

DocuSign Envelope ID: 9D0DE916-8286-4945-8BE2-4A4458D02FE1

(5) Refund Contracts approved by the City Council;

(6) Debt service, bond payments, armored car services, bank fees, investment fees, and collection fees;

(7) Various support services, upgrades, rental fees, lease and installment payments, and supplies for City computers, copiers, and telephones;

(8) Vendor expenditures up to the budgeted amount for various carts and dumpsters replaced by the Solid Waste department in a single fiscal year even in the case of a single vendor who earns more than $50,000.00 in a single fiscal year, as long as said vendor has cooperatively or competitively bid the said items and the total amount in the Budget for Carts or Dumpsters is not exceeded;

(9) Expenditures for cell phone and wireless devices under an existing contract with AT&T Mobility National Accounts LLC, and an existing contract with Verizon Wireless and its Related Entities, as long as each vendor renews its Texas Department of Information Resources contract with the same terms and conditions;

(10) Vendor expenditures for mowing services on privately-owned lots and City-owned lots even in the case of a single vendor who earns more than $50,000.00 in a single fiscal year, as long as said vendor has competitively bid to mow said lots and the total amount in the Budget for Mowing Services (for privately-owned and City-owned lots) is not exceeded;

(11) Expenditures under an existing 25-year lease with Allen Samuels Sports, Inc., for the operation and management of the Waco Regional Tennis and Fitness Center;

(12) Amounts collected for remission to the State of Texas, including municipal court fees, sales tax, and mixed beverage fees;

(13) Expenditures up to the budgeted amount for legal services to be performed in connection with water permitting, watershed protection, and water supply matters;

(14) Expenditures for services provided by McLennan County Appraisal District and McLennan County Tax Office;

(15) Expenditures for existing service contracts with Cameron Park Zoological and Botanical Society, Inc., and RATP Dev USA, Inc.;

(16) Expenditures authorized for business grants;

(17) Professional Auditing/Financial Consulting Services;

(18) Expenditures for the operation and management of Rosemound Cemetery with the Waco Rosemound Cemetery Association;

(19) Expenditures for various lease rental payments for city facilities; and

(20) Expenditures for the Agency of Record for tourism marketing services.

That pursuant to Section 102.007 of the Texas Local Government Code, the City of Waco

DocuSign Envelope ID: 9D0DE916-8286-4945-8BE2-4A4458D02FE1

City Council by separate, record vote ratifies "the property tax increase" reflected in the Operating Budget and Capital Improvements Program for the City of Waco Fiscal Year 2022-2023.

That a true copy of the approved and adopted Operating Budget and the Capital Improvements Program shall be filed with the City Secretary and County Clerk for McLennan County, and an electronic copy will be posted on the City of Waco website.

That it is hereby officially found and determined that the meeting at which this resolution is passed is open to the public and that public notice of the time, place, and purpose of said meeting was given as required by law.

PASSED AND APPROVED this 30th day of August 2022.

DocuSigned by:
Dillon Meek
5D6EC9F6473F4D7...

Dillon Meek, Mayor
City of Waco, Texas

ATTEST:

DocuSigned by:
Michelle Hicks
425883EB80CC400...

Michelle Hicks, City Secretary

DS

CITY OF WACO
TEXAS

APPROVED AS TO FORM & LEGALITY:

DocuSigned by:
ACA FOR
7D3A67A75D614C3...

Jennifer Richie, City Attorney

APPROVED:

DocuSigned by:
Nicholas Sarpy
4FF20BCFD08646C...

Nicholas Sarpy, Director of Finance

2022 Tax Rate Calculation Worksheet
Taxing Units Other Than School Districts or Water Districts

Form 50-856

City of Waco
Taxing Unit Name

254-750-5769
Phone *(area code and number)*

PO Box 2570, Waco, TX 76702
Taxing Unit's Address, City, State, ZIP Code

https://www.waco-texas.com
Taxing Unit's Website Address

GENERAL INFORMATION: Tax Code Section 26.04(c) requires an officer or employee designated by the governing body to calculate the no-new-revenue (NNR) tax rate and voter-approval tax rate for the taxing unit. These tax rates are expressed in dollars per $100 of taxable value calculated. The calculation process starts after the chief appraiser delivers to the taxing unit the certified appraisal roll and the estimated values of properties under protest. The designated officer or employee shall certify that the officer or employee has accurately calculated the tax rates and used values shown for the certified appraisal roll or certified estimate. The officer or employee submits the rates to the governing body by Aug. 7 or as soon thereafter as practicable.

School districts do not use this form, but instead use Comptroller Form 50-859 *Tax Rate Calculation Worksheet, School District without Chapter 313 Agreements* or Comptroller Form 50-884 *Tax Rate Calculation Worksheet, School District with Chapter 313 Agreements.*

Water districts as defined under Water Code Section 49.001(1) do not use this form, but instead use Comptroller Form 50-858 *Water District Voter-Approval Tax Rate Worksheet for Low Tax Rate and Developing Districts* or Comptroller Form 50-860 *Developed Water District Voter-Approval Tax Rate Worksheet.*

The Comptroller's office provides this worksheet to assist taxing units in determining tax rates. The information provided in this worksheet is offered as technical assistance and not legal advice. Taxing units should consult legal counsel for interpretations of law regarding tax rate preparation and adoption.

SECTION 1: No-New-Revenue Tax Rate

The NNR tax rate enables the public to evaluate the relationship between taxes for the prior year and for the current year based on a tax rate that would produce the same amount of taxes (no new taxes) if applied to the same properties that are taxed in both years. When appraisal values increase, the NNR tax rate should decrease.

The NNR tax rate for a county is the sum of the NNR tax rates calculated for each type of tax the county levies.

While uncommon, it is possible for a taxing unit to provide an exemption for only maintenance and operations taxes. In this case, the taxing unit will need to calculate the NNR tax rate separately for the maintenance and operations tax and the debt tax, then add the two components together.

Line	No-New-Revenue Tax Rate Worksheet		Amount/Rate
1.	**2021 total taxable value.** Enter the amount of 2021 taxable value on the 2021 tax roll today. Include any adjustments since last year's certification; exclude Tax Code Section 25.25(d) one-fourth and one-third over-appraisal corrections from these adjustments. Exclude any property value subject to an appeal under Chapter 42 as of July 25 (will add undisputed value in Line 6). This total includes the taxable value of homesteads with tax ceilings (will deduct in Line 2) and the captured value for tax increment financing (adjustment is made by deducting TIF taxes, as reflected in Line 17).[1]		$ 11,486,233,530
2.	**2021 tax ceilings.** Counties, cities and junior college districts. Enter 2021 total taxable value of homesteads with tax ceilings. These include the homesteads of homeowners age 65 or older or disabled. Other taxing units enter 0. If your taxing unit adopted the tax ceiling provision in 2021 or a prior year for homeowners age 65 or older or disabled, use this step.[2]		$ 0
3.	**Preliminary 2021 adjusted taxable value.** Subtract Line 2 from Line 1.		$ 11,486,233,530
4.	**2021 total adopted tax rate.**		$ 0.767282 /$100
5.	**2021 taxable value lost because court appeals of ARB decisions reduced 2021 appraised value.**		
	A. Original 2021 ARB values:	$ 178,410,226	
	B. 2021 values resulting from final court decisions:	- $ 159,901,015	
	C. 2021 value loss. Subtract B from A.[3]		$ 18,509,211
6.	**2021 taxable value subject to an appeal under Chapter 42, as of July 25.**		
	A. 2021 ARB certified value:	$ 399,060,063	
	B. 2021 disputed value:	- $ 59,859,009	
	C. 2021 undisputed value. Subtract B from A.[4]		$ 339,201,054
7.	**2021 Chapter 42 related adjusted values.** Add Line 5C and Line 6C.		$ 357,710,265

[1] Tex. Tax Code § 26.012(14)
[2] Tex. Tax Code § 26.012(14)
[3] Tex. Tax Code § 26.012(13)
[4] Tex. Tax Code § 26.012(13)

Line	No-New-Revenue Tax Rate Worksheet	Amount/Rate
8.	**2021 taxable value, adjusted for actual and potential court-ordered adjustments.** Add Line 3 and Line 7.	$ 11,843,943,795
9.	**2021 taxable value of property in territory the taxing unit deannexed after Jan. 1, 2021.** Enter the 2021 value of property in deannexed territory.[5]	$ 6,500
10.	**2021 taxable value lost because property first qualified for an exemption in 2022.** If the taxing unit increased an original exemption, use the difference between the original exempted amount and the increased exempted amount. Do not include value lost due to freeport, goods-in-transit, temporary disaster exemptions. Note that lowering the amount or percentage of an existing exemption in 2022 does not create a new exemption or reduce taxable value. **A. Absolute exemptions.** Use 2021 market value: ..... $ 23,872,099 **B. Partial exemptions.** 2022 exemption amount or 2022 percentage exemption times 2021 value: ..... + $ 649,008,516 **C. Value loss.** Add A and B.[6]	$ 672,880,615
11.	**2021 taxable value lost because property first qualified for agricultural appraisal (1-d or 1-d-1), timber appraisal, recreational/scenic appraisal or public access airport special appraisal in 2022.** Use only properties that qualified in 2022 for the first time; do not use properties that qualified in 2021. **A. 2021 market value:** ..... $ 0 **B. 2022 productivity or special appraised value:** ..... - $ 0 **C. Value loss.** Subtract B from A.[7]	$ 0
12.	**Total adjustments for lost value.** Add Lines 9, 10C and 11C.	$ 672,887,115
13.	**2021 captured value of property in a TIF.** Enter the total value of 2021 captured appraised value of property taxable by a taxing unit in a tax increment financing zone for which 2021 taxes were deposited into the tax increment fund.[8] If the taxing unit has no captured appraised value in line 18D, enter 0.	$ 527,330,039
14.	**2021 total value.** Subtract Line 12 and Line 13 from Line 8.	$ 10,643,726,641
15.	**Adjusted 2021 total levy.** Multiply Line 4 by Line 14 and divide by $100.	$ 81,667,398
16.	**Taxes refunded for years preceding tax year 2021.** Enter the amount of taxes refunded by the taxing unit for tax years preceding tax year 2021. Types of refunds include court decisions, Tax Code Section 25.25(b) and (c) corrections and Tax Code Section 31.11 payment errors. Do not include refunds for tax year 2021. This line applies only to tax years preceding tax year 2021.[9]	$ 447,664
17.	**Adjusted 2021 levy with refunds and TIF adjustment.** Add Lines 15 and 16.[10]	$ 82,115,062
18.	**Total 2022 taxable value on the 2022 certified appraisal roll today.** This value includes only certified values or certified estimate of values and includes the total taxable value of homesteads with tax ceilings (will deduct in Line 20). These homesteads include homeowners age 65 or older or disabled.[11] **A. Certified values:** ..... $ 13,324,317,938 **B. Counties:** Include railroad rolling stock values certified by the Comptroller's office: ..... + $ _____ **C. Pollution control and energy storage system exemption:** Deduct the value of property exempted for the current tax year for the first time as pollution control or energy storage system property: ..... - $ 0 **D. Tax increment financing:** Deduct the 2022 captured appraised value of property taxable by a taxing unit in a tax increment financing zone for which the 2022 taxes will be deposited into the tax increment fund. Do not include any new property value that will be included in Line 23 below.[12] ..... - $ 887,624,920 **E. Total 2022 value.** Add A and B, then subtract C and D.	$ 12,436,693,018

[5] Tex. Tax Code § 26.012(15)
[6] Tex. Tax Code § 26.012(15)
[7] Tex. Tax Code § 26.012(15)
[8] Tex. Tax Code § 26.03(c)
[9] Tex. Tax Code § 26.012(13)
[10] Tex. Tax Code § 26.012(13)
[11] Tex. Tax Code § 26.012, 26.04(c-2)
[12] Tex. Tax Code § 26.03(c)

Line	No-New-Revenue Tax Rate Worksheet		Amount/Rate
19.	**Total value of properties under protest or not included on certified appraisal roll.** [13]		
	A. **2022 taxable value of properties under protest.** The chief appraiser certifies a list of properties still under ARB protest. The list shows the appraisal district's value and the taxpayer's claimed value, if any, or an estimate of the value if the taxpayer wins. For each of the properties under protest, use the lowest of these values. Enter the total value under protest. [14]	$ 61,493,393	
	B. **2022 value of properties not under protest or included on certified appraisal roll.** The chief appraiser gives taxing units a list of those taxable properties that the chief appraiser knows about but are not included in the appraisal roll certification. These properties also are not on the list of properties that are still under protest. On this list of properties, the chief appraiser includes the market value, appraised value and exemptions for the preceding year and a reasonable estimate of the market value, appraised value and exemptions for the current year. Use the lower market, appraised or taxable value (as appropriate). Enter the total value of property not on the certified roll. [15]	+ $ 0	
	C. **Total value under protest or not certified.** Add A and B.		$ 61,493,393
20.	**2022 tax ceilings.** Counties, cities and junior colleges enter 2022 total taxable value of homesteads with tax ceilings. These include the homesteads of homeowners age 65 or older or disabled. Other taxing units enter 0. If your taxing unit adopted the tax ceiling provision in 2021 or a prior year for homeowners age 65 or older or disabled, use this step.[16]		$ 0
21.	**2022 total taxable value.** Add Lines 18E and 19C. Subtract Line 20. [17]		$ 12,498,186,411
22.	**Total 2022 taxable value of properties in territory annexed after Jan. 1, 2021.** Include both real and personal property. Enter the 2022 value of property in territory annexed. [18]		$ 16,050,848
23.	**Total 2022 taxable value of new improvements and new personal property located in new improvements.** New means the item was not on the appraisal roll in 2021. An improvement is a building, structure, fixture or fence erected on or affixed to land. New additions to exist-ing improvements may be included if the appraised value can be determined. New personal property in a new improvement must have been brought into the taxing unit after Jan. 1, 2021 and be located in a new improvement. New improvements **do** include property on which a tax abatement agreement has expired for 2022. [19]		$ 388,579,972
24.	**Total adjustments to the 2022 taxable value.** Add Lines 22 and 23.		$ 404,630,820
25.	**Adjusted 2022 taxable value.** Subtract Line 24 from Line 21.		$ 12,093,555,591
26.	**2022 NNR tax rate.** Divide Line 17 by Line 25 and multiply by $100. [20]		$ 0.678998 /$100
27.	**COUNTIES ONLY.** Add together the NNR tax rates for each type of tax the county levies. The total is the 2022 county NNR tax rate. [21]		$ _____ /$100

SECTION 2: Voter-Approval Tax Rate

The voter-approval tax rate is the highest tax rate that a taxing unit may adopt without holding an election to seek voter approval of the rate. The voter-approval tax rate is split into two separate rates:

1. **Maintenance and Operations (M&O) Tax Rate:** The M&O portion is the tax rate that is needed to raise the same amount of taxes that the taxing unit levied in the prior year plus the applicable percentage allowed by law. This rate accounts for such things as salaries, utilities and day-to-day operations.
2. **Debt Rate:** The debt rate includes the debt service necessary to pay the taxing unit's debt payments in the coming year. This rate accounts for principal and interest on bonds and other debt secured by property tax revenue.

The voter-approval tax rate for a county is the sum of the voter-approval tax rates calculated for each type of tax the county levies. In most cases the voter-approval tax rate exceeds the no-new-revenue tax rate, but occasionally decreases in a taxing unit's debt service will cause the NNR tax rate to be higher than the voter-approval tax rate.

Line	Voter-Approval Tax Rate Worksheet	Amount/Rate
28.	**2021 M&O tax rate.** Enter the 2021 M&O tax rate.	$ 0.640394 /$100
29.	**2021 taxable value, adjusted for actual and potential court-ordered adjustments.** Enter the amount in Line 8 of the *No-New-Revenue Tax Rate Worksheet.*	$ 11,843,943,795

[13] Tex. Tax Code § 26.01(c) and (d)
[14] Tex. Tax Code § 26.01(c)
[15] Tex. Tax Code § 26.01(d)
[16] Tex. Tax Code § 26.012(6)(B)
[17] Tex. Tax Code § 26.012(6)
[18] Tex. Tax Code § 26.012(17)
[19] Tex. Tax Code § 26.012(17)
[20] Tex. Tax Code § 26.04(c)
[21] Tex. Tax Code § 26.04(d)

Line	Voter-Approval Tax Rate Worksheet		Amount/Rate
30.	**Total 2021 M&O levy.** Multiply Line 28 by Line 29 and divide by $100		$ 75,847,905
31.	**Adjusted 2021 levy for calculating NNR M&O rate.**		
	A. **M&O taxes refunded for years preceding tax year 2021.** Enter the amount of M&O taxes refunded in the preceding year for taxes before that year. Types of refunds include court decisions, Tax Code Section 25.25(b) and (c) corrections and Tax Code Section 31.11 payment errors. Do not include refunds for tax year 2021. This line applies only to tax years preceding tax year 2021.	+ $ 373,632	
	B. **2021 taxes in TIF.** Enter the amount of taxes paid into the tax increment fund for a reinvestment zone as agreed by the taxing unit. If the taxing unit has no 2022 captured appraised value in Line 18D, enter 0.	– $ 3,350,960	
	C. **2021 transferred function.** If discontinuing all of a department, function or activity and transferring it to another taxing unit by written contract, enter the amount spent by the taxing unit discontinuing the function in the 12 months preceding the month of this calculation. If the taxing unit did not operate this function for this 12-month period, use the amount spent in the last full fiscal year in which the taxing unit operated the function. The taxing unit discontinuing the function will subtract this amount in D below. The taxing unit receiving the function will add this amount in D below. Other taxing units enter 0.	+/- $ 0	
	D. **2021 M&O levy adjustments.** Subtract B from A. For taxing unit with C, subtract if discontinuing function and add if receiving function.	$ -2,977,328	
	E. Add Line 30 to 31D.		$ 72,870,577
32.	**Adjusted 2022 taxable value.** Enter the amount in Line 25 of the *No-New-Revenue Tax Rate Worksheet.*		$ 12,093,555,591
33.	**2022 NNR M&O rate (unadjusted).** Divide Line 31E by Line 32 and multiply by $100.		$ 0.602557 /$100
34.	**Rate adjustment for state criminal justice mandate.** [23]		
	A. **2022 state criminal justice mandate.** Enter the amount spent by a county in the previous 12 months providing for the maintenance and operation cost of keeping inmates in county-paid facilities after they have been sentenced. Do not include any state reimbursement received by the county for the same purpose.	$ 0	
	B. **2021 state criminal justice mandate.** Enter the amount spent by a county in the 12 months prior to the previous 12 months providing for the maintenance and operation cost of keeping inmates in county-paid facilities after they have been sentenced. Do not include any state reimbursement received by the county for the same purpose. Enter zero if this is the first time the mandate applies.	– $ 0	
	C. Subtract B from A and divide by Line 32 and multiply by $100.	$ 0.000000 /$100	
	D. Enter the rate calculated in C. If not applicable, enter 0.		$ 0.000000 /$100
35.	**Rate adjustment for indigent health care expenditures.** [24]		
	A. **2022 indigent health care expenditures.** Enter the amount paid by a taxing unit providing for the maintenance and operation cost of providing indigent health care for the period beginning on July 1, 2021 and ending on June 30, 2022, less any state assistance received for the same purpose.	$ 0	
	B. **2021 indigent health care expenditures.** Enter the amount paid by a taxing unit providing for the maintenance and operation cost of providing indigent health care for the period beginning on July 1, 2020 and ending on June 30, 2021, less any state assistance received for the same purpose.	– $ 0	
	C. Subtract B from A and divide by Line 32 and multiply by $100.	$ 0.000000 /$100	
	D. Enter the rate calculated in C. If not applicable, enter 0.		$ 0.000000 /$100

[22] [Reserved for expansion]
[23] Tex. Tax Code § 26.044
[24] Tex. Tax Code § 26.0441

Line	Voter-Approval Tax Rate Worksheet		Amount/Rate
36.	**Rate adjustment for county indigent defense compensation.** [25]		
	A. **2022 indigent defense compensation expenditures.** Enter the amount paid by a county to provide appointed counsel for indigent individuals and fund the operations of a public defender's office under Article 26.044, Code of Criminal Procedure for the period beginning on July 1, 2021 and ending on June 30, 2022, less any state grants received by the county for the same purpose	$ 0	
	B. **2021 indigent defense compensation expenditures.** Enter the amount paid by a county to provide appointed counsel for indigent individuals and fund the operations of a public defender's office under Article 26.044, Code of Criminal Procedure for the period beginning on July 1, 2020 and ending on June 30, 2021, less any state grants received by the county for the same purpose	$ 0	
	C. Subtract B from A and divide by Line 32 and multiply by $100	$ 0.000000 /$100	
	D. Multiply B by 0.05 and divide by Line 32 and multiply by $100	$ 0.000000 /$100	
	E. Enter the lesser of C and D. If not applicable, enter 0.		$ 0.000000 /$100
37.	**Rate adjustment for county hospital expenditures.** [26]		
	A. **2022 eligible county hospital expenditures.** Enter the amount paid by the county or municipality to maintain and operate an eligible county hospital for the period beginning on July 1, 2021 and ending on June 30, 2022	$ 0	
	B. **2021 eligible county hospital expenditures.** Enter the amount paid by the county or municipality to maintain and operate an eligible county hospital for the period beginning on July 1, 2020 and ending on June 30, 2021	$ 0	
	C. Subtract B from A and divide by Line 32 and multiply by $100	$ 0.000000 /$100	
	D. Multiply B by 0.08 and divide by Line 32 and multiply by $100	$ 0.000000 /$100	
	E. Enter the lesser of C and D, if applicable. If not applicable, enter 0.		$ 0.000000 /$100
38.	**Rate adjustment for defunding municipality.** This adjustment only applies to a municipality that is considered to be a defunding municipality for the current tax year under Chapter 109, Local Government Code. Chapter 109, Local Government Code only applies to municipalities with a population of more than 250,000 and includes a written determination by the Office of the Governor. See Tax Code 26.0444 for more information.		
	A. **Amount appropriated for public safety in 2021.** Enter the amount of money appropriated for public safety in the budget adopted by the municipality for the preceding fiscal year	$ 0	
	B. **Expenditures for public safety in 2021.** Enter the amount of money spent by the municipality for public safety during the preceding fiscal year	$ 0	
	C. Subtract B from A and divide by Line 32 and multiply by $100	$ 0.000000 /$100	
	D. Enter the rate calculated in C. If not applicable, enter 0.		$ 0.000000 /$100
39.	**Adjusted 2022 NNR M&O rate.** Add Lines 33, 34D, 35D, 36E, and 37E. Subtract Line 38D.		$ 0.602557 /$100
40.	**Adjustment for 2021 sales tax specifically to reduce property values.** Cities, counties and hospital districts that collected and spent additional sales tax on M&O expenses in 2021 should complete this line. These entities will deduct the sales tax gain rate for 2022 in Section 3. Other taxing units, enter zero.		
	A. Enter the amount of additional sales tax collected and spent on M&O expenses in 2021, if any. Counties must exclude any amount that was spent for economic development grants from the amount of sales tax spent	$ 17,405,463	
	B. Divide Line 40A by Line 32 and multiply by $100	$ 0.143923 /$100	
	C. Add Line 40B to Line 39.		$ 0.746480 /$100
41.	**2022 voter-approval M&O rate.** Enter the rate as calculated by the appropriate scenario below. **Special Taxing Unit.** If the taxing unit qualifies as a special taxing unit, multiply Line 40C by 1.08. **- or -** **Other Taxing Unit.** If the taxing unit does not qualify as a special taxing unit, multiply Line 40C by 1.035.		$ 0.772606 /$100

[25] Tex. Tax Code § 26.0442
[26] Tex. Tax Code § 26.0443

Line	Voter-Approval Tax Rate Worksheet	Amount/Rate
D41.	***Disaster Line 41 (D41):* 2022 voter-approval M&O rate for taxing unit affected by disaster declaration.** If the taxing unit is located in an area declared a disaster area and at least one person is granted an exemption under Tax Code Section 11.35 for property located in the taxing unit, the governing body may direct the person calculating the voter-approval tax rate to calculate in the manner provided for a special taxing unit. The taxing unit shall continue to calculate the voter-approval tax rate in this manner until the earlier of 1) the first year in which total taxable value on the certified appraisal roll exceeds the total taxable value of the tax year in which the disaster occurred, or 2) the third tax year after the tax year in which the disaster occurred If the taxing unit qualifies under this scenario, multiply Line 40C by 1.08.[27] If the taxing unit does not qualify, do not complete Disaster Line 41 (Line D41).	$ 0.000000 /$100
42.	**Total 2022 debt to be paid with property taxes and additional sales tax revenue.** Debt means the interest and principal that will be paid on debts that: **(1)** are paid by property taxes, **(2)** are secured by property taxes, **(3)** are scheduled for payment over a period longer than one year, and **(4)** are not classified in the taxing unit's budget as M&O expenses. **A. Debt** also includes contractual payments to other taxing units that have incurred debts on behalf of this taxing unit, if those debts meet the four conditions above. Include only amounts that will be paid from property tax revenue. Do not include appraisal district budget payments. If the governing body of a taxing unit authorized or agreed to authorize a bond, warrant, certificate of obligation, or other evidence of indebtedness on or after Sept. 1, 2021, verify if it meets the amended definition of debt before including it here.[28] Enter debt amount ..... $ 17,508,471 **B.** Subtract **unencumbered fund amount** used to reduce total debt. ..... – $ 0 **C.** Subtract **certified amount spent from sales tax to reduce debt** (enter zero if none) ..... – $ 0 **D.** Subtract **amount paid** from other resources ..... – $ 0 **E. Adjusted debt.** Subtract B, C and D from A.	$ 17,508,471
43.	**Certified 2021 excess debt collections.** Enter the amount certified by the collector.[29]	$ 91,652
44.	**Adjusted 2022 debt.** Subtract Line 43 from Line 42E.	$ 17,416,819
45.	**2022 anticipated collection rate.** **A.** Enter the 2022 anticipated collection rate certified by the collector.[30] ..... 99.00 % **B.** Enter the 2021 actual collection rate. ..... 100.00 % **C.** Enter the 2020 actual collection rate. ..... 105.00 % **D.** Enter the 2019 actual collection rate. ..... 97.00 % **E.** If the anticipated collection rate in A is lower than actual collection rates in B, C and D, enter the lowest collection rate from B, C and D. If the anticipated rate in A is higher than at least one of the rates in the prior three years, enter the rate from A. Note that the rate can be greater than 100%.[31]	99.00 %
46.	**2022 debt adjusted for collections.** Divide Line 44 by Line 45E.	$ 17,592,746
47.	**2022 total taxable value.** Enter the amount on Line 21 of the *No-New-Revenue Tax Rate Worksheet.*	$ 12,498,186,411
48.	**2022 debt rate.** Divide Line 46 by Line 47 and multiply by $100.	$ 0.140762 /$100
49.	**2022 voter-approval tax rate.** Add Lines 41 and 48.	$ 0.913368 /$100
D49.	***Disaster Line 49 (D49):* 2022 voter-approval tax rate for taxing unit affected by disaster declaration.** Complete this line if the taxing unit calculated the voter-approval tax rate in the manner provided for a special taxing unit on Line D41. Add Line D41 and 48.	$ ____ /$100

[27] Tex. Tax Code § 26.042(a)
[28] Tex. Tax Code § 26.012(7)
[29] Tex. Tax Code § 26.012(10) and 26.04(b)
[30] Tex. Tax Code § 26.04(b)
[31] Tex. Tax Code §§ 26.04(h), (h-1) and (h-2)

Line	Voter-Approval Tax Rate Worksheet	Amount/Rate
50.	**COUNTIES ONLY.** Add together the voter-approval tax rates for each type of tax the county levies. The total is the 2022 county voter-approval tax rate.	$ 0.000000 /$100

SECTION 3: NNR Tax Rate and Voter-Approval Tax Rate Adjustments for Additional Sales Tax to Reduce Property Taxes

Cities, counties and hospital districts may levy a sales tax specifically to reduce property taxes. Local voters by election must approve imposing or abolishing the additional sales tax. If approved, the taxing unit must reduce its NNR and voter-approval tax rates to offset the expected sales tax revenue.

This section should only be completed by a county, city or hospital district that is required to adjust its NNR tax rate and/or voter-approval tax rate because it adopted the additional sales tax.

Line	Additional Sales and Use Tax Worksheet	Amount/Rate
51.	**Taxable Sales.** For taxing units that adopted the sales tax in November 2021 or May 2022, enter the Comptroller's estimate of taxable sales for the previous four quarters. [32] Estimates of taxable sales may be obtained through the Comptroller's Allocation Historical Summary webpage. Taxing units that adopted the sales tax before November 2021, enter 0.	$ 0
52.	**Estimated sales tax revenue.** Counties exclude any amount that is or will be spent for economic development grants from the amount of estimated sales tax revenue. [33] **Taxing units that adopted the sales tax in November 2021 or in May 2022.** Multiply the amount on Line 51 by the sales tax rate (.01, .005 or .0025, as applicable) and multiply the result by .95. [34] **- or -** **Taxing units that adopted the sales tax before November 2021.** Enter the sales tax revenue for the previous four quarters. Do not multiply by .95.	$ 17,405,463
53.	**2022 total taxable value.** Enter the amount from Line 21 of the *No-New-Revenue Tax Rate Worksheet.*	$ 12,498,186,411
54.	**Sales tax adjustment rate.** Divide Line 52 by Line 53 and multiply by $100.	$ 0.139264 /$100
55.	**2022 NNR tax rate, unadjusted for sales tax.**[35] Enter the rate from Line 26 or 27, as applicable, on the *No-New-Revenue Tax Rate Worksheet.*	$ 0.678998 /$100
56.	**2022 NNR tax rate, adjusted for sales tax.** **Taxing units that adopted the sales tax in November 2021 or in May 2022.** Subtract Line 54 from Line 55. Skip to Line 57 if you adopted the additional sales tax before November 2021.	$ 0.678998 /$100
57.	**2022 voter-approval tax rate, unadjusted for sales tax.**[36] Enter the rate from Line 49, Line D49 (disaster) or Line 50 (counties) as applicable, of the *Voter-Approval Tax Rate Worksheet.*	$ 0.913368 /$100
58.	**2022 voter-approval tax rate, adjusted for sales tax.** Subtract Line 54 from Line 57.	$ 0.774104 /$100

SECTION 4: Voter-Approval Tax Rate Adjustment for Pollution Control

A taxing unit may raise its rate for M&O funds used to pay for a facility, device or method for the control of air, water or land pollution. This includes any land, structure, building, installation, excavation, machinery, equipment or device that is used, constructed, acquired or installed wholly or partly to meet or exceed pollution control requirements. The taxing unit's expenses are those necessary to meet the requirements of a permit issued by the Texas Commission on Environmental Quality (TCEQ). The taxing unit must provide the tax assessor with a copy of the TCEQ letter of determination that states the portion of the cost of the installation for pollution control.

This section should only be completed by a taxing unit that uses M&O funds to pay for a facility, device or method for the control of air, water or land pollution.

Line	Voter-Approval Rate Adjustment for Pollution Control Requirements Worksheet	Amount/Rate
59.	**Certified expenses from the Texas Commission on Environmental Quality (TCEQ).** Enter the amount certified in the determination letter from TCEQ. [37] The taxing unit shall provide its tax assessor-collector with a copy of the letter. [38]	$ 0
60.	**2022 total taxable value.** Enter the amount from Line 21 of the *No-New-Revenue Tax Rate Worksheet.*	$ 12,498,186,411
61.	**Additional rate for pollution control.** Divide Line 59 by Line 60 and multiply by $100.	$ 0.000000 /$100
62.	**2022 voter-approval tax rate, adjusted for pollution control.** Add Line 61 to one of the following lines (as applicable): Line 49, Line D49 (disaster), Line 50 (counties) or Line 58 (taxing units with the additional sales tax).	$ 0.774104 /$100

[32] Tex. Tax Code § 26.041(d)
[33] Tex. Tax Code § 26.041(i)
[34] Tex. Tax Code § 26.041(d)
[35] Tex. Tax Code § 26.04(c)
[36] Tex. Tax Code § 26.04(c)
[37] Tex. Tax Code § 26.045(d)
[38] Tex. Tax Code § 26.045(i)

SECTION 5: Voter-Approval Tax Rate Adjustment for Unused Increment Rate

The unused increment rate is the rate equal to the difference between the adopted tax rate and voter-approval tax rate before the unused increment rate for the prior three years. [39] In a year where a taxing unit adopts a rate by applying any portion of the unused increment rate, the unused increment rate for that year would be zero.

The difference between the adopted tax rate and voter-approval tax rate is considered zero in the following scenarios:

- a tax year before 2020; [40]
- a tax year in which the municipality is a defunding municipality, as defined by Tax Code Section 26.0501(a); [41] or
- after Jan. 1, 2022, a tax year in which the comptroller determines that the county implemented a budget reduction or reallocation described by Local Government Code Section 120.002(a) without the required voter approval. [42]

This section should only be completed by a taxing unit that does not meet the definition of a special taxing unit. [43]

Line	Unused Increment Rate Worksheet	Amount/Rate
63.	**2021 unused increment rate.** Subtract the 2021 actual tax rate and the 2021 unused increment rate from the 2021 voter-approval tax rate. If the number is less than zero, enter zero.	$ 0.008604 /$100
64.	**2020 unused increment rate.** Subtract the 2020 actual tax rate and the 2020 unused increment rate from the 2020 voter-approval tax rate. If the number is less than zero, enter zero.	$ 0.057768 /$100
65.	**2019 unused increment rate.** Subtract the 2019 actual tax rate and the 2019 unused increment rate from the 2019 voter-approval tax rate. If the number is less than zero, enter zero. If the year is prior to 2020, enter zero.	$ 0.000000 /$100
66.	**2022 unused increment rate.** Add Lines 63, 64 and 65.	$ 0.066372 /$100
67.	**2022 voter-approval tax rate, adjusted for unused increment rate.** Add Line 66 to one of the following lines (as applicable): Line 49, Line D49 (disaster), Line 50 (counties), Line 58 (taxing units with the additional sales tax) or Line 62 (taxing units with pollution control).	$ 0.840476 /$100

SECTION 6: De Minimis Rate

The de minimis rate is the rate equal to the sum of the no-new-revenue maintenance and operations rate, the rate that will raise $500,000, and the current debt rate for a taxing unit. [44]

This section should only be completed by a taxing unit that is a municipality of less than 30,000 or a taxing unit that does not meet the definition of a special taxing unit. [45]

Line	De Minimis Rate Worksheet	Amount/Rate
68.	**Adjusted 2022 NNR M&O tax rate.** Enter the rate from Line 39 of the *Voter-Approval Tax Rate Worksheet*	$ 0.602557 /$100
69.	**2022 total taxable value.** Enter the amount on Line 21 of the *No-New-Revenue Tax Rate Worksheet.*	$ 12,498,186,411
70.	**Rate necessary to impose $500,000 in taxes.** Divide $500,000 by Line 69 and multiply by $100.	$ 0.004000 /$100
71.	**2022 debt rate.** Enter the rate from Line 48 of the *Voter-Approval Tax Rate Worksheet.*	$ 0.140762 /$100
72.	**De minimis rate.** Add Lines 68, 70 and 71.	$ 0.000000 /$100

SECTION 7: Voter-Approval Tax Rate Adjustment for Emergency Revenue Rate

In the tax year after the end of the disaster calculation time period detailed in Tax Code Section 26.042(a), a taxing unit that calculated its voter-approval tax rate in the manner provided for a special taxing unit due to a disaster must calculate its emergency revenue rate and reduce its voter-approval tax rate for that year.[46]

Similarly, if a taxing unit adopted a tax rate that exceeded its voter-approval tax rate, calculated normally, without holding an election to respond to a disaster, as allowed by Tax Code Section 26.042(d), in the prior year, it must also reduce its voter-approval tax rate for the current tax year. [47]

This section will apply to a taxing unit other than a special taxing unit that:

- directed the designated officer or employee to calculate the voter-approval tax rate of the taxing unit in the manner provided for a special taxing unit in the prior year; and
- the current year is the first tax year in which the total taxable value of property taxable by the taxing unit as shown on the appraisal roll for the taxing unit submitted by the assessor for the taxing unit to the governing body exceeds the total taxable value of property taxable by the taxing unit on January 1 of the tax year in which the disaster occurred or the disaster occurred four years ago.

[39] Tex. Tax Code § 26.013(a)
[40] Tex. Tax Code § 26.013(c)
[41] Tex. Tax Code §§ 26.0501(a) and (c)
[42] Tex. Local Gov't Code § 120.007(d), effective Jan. 1, 2022
[43] Tex. Tax Code § 26.063(a)(1)
[44] Tex. Tax Code § 26.012(8-a)
[45] Tex. Tax Code § 26.063(a)(1)
[46] Tex. Tax Code §26.042(b)
[47] Tex. Tax Code §26.042(f)

This section will apply to a taxing unit in a disaster area that adopted a tax rate greater than its voter-approval tax rate without holding an election in the prior year.

Note: This section does not apply if a taxing unit is continuing to calculate its voter-approval tax rate in the manner provided for a special taxing unit because it is still within the disaster calculation time period detailed in Tax Code Section 26.042(a) because it has not met the conditions in Tax Code Section 26.042(a)(1) or (2).

Line	Emergency Revenue Rate Worksheet	Amount/Rate
73.	**2021 adopted tax rate.** Enter the rate in Line 4 of the *No-New-Revenue Tax Rate Worksheet.*	$ 0.767282 /$100
74.	**Adjusted 2021 voter-approval tax rate.** Use the taxing unit's Tax Rate Calculation Worksheets from the prior year(s) to complete this line. If a disaster occurred in 2021 and the taxing unit calculated its 2021 voter-approval tax rate using a multiplier of 1.08 on Disaster Line 41 (D41) of the 2021 worksheet due to a disaster, enter the 2021 voter-approval tax rate as calculated using a multiplier of 1.035 from Line 49. **- or -** If a disaster occurred prior to 2021 for which the taxing unit continued to calculate its voter-approval tax rate using a multiplier of 1.08 on Disaster Line 41 (D41) in 2021, complete the separate *Adjusted Voter-Approval Tax Rate for Taxing Units in Disaster Area Calculation Worksheet* to recalculate the voter-approval tax rate the taxing unit would have calculated in 2021 if it had generated revenue based on an adopted tax rate using a multiplier of 1.035 in the year(s) following the disaster. [48] Enter the final adjusted 2021 voter-approval tax rate from the worksheet. **- or -** If the taxing unit adopted a tax rate above the 2021 voter-approval tax rate without calculating a disaster tax rate or holding an election due to a disaster, no recalculation is necessary. Enter the voter-approval tax rate from the prior year's worksheet.	$ 0.000000 /$100
75.	**Increase in 2021 tax rate due to disaster.** Subtract Line 74 from Line 73.	$ 0.767282 /$100
76.	**Adjusted 2021 taxable value.** Enter the amount in Line 14 of the *No-New-Revenue Tax Rate Worksheet.*	$ 10,643,726,641
77.	**Emergency revenue.** Multiply Line 75 by Line 76 and divide by $100.	$ 81,667,398
78.	**Adjusted 2022 taxable value.** Enter the amount in Line 25 of the *No-New-Revenue Tax Rate Worksheet.*	$ 12,093,555,591
79.	**Emergency revenue rate.** Divide Line 77 by Line 78 and multiply by $100. [49]	$ 0.000000 /$100
80.	**2022 voter-approval tax rate, adjusted for emergency revenue.** Subtract Line 79 from one of the following lines (as applicable): Line 49, Line D49 (disaster), Line 50 (counties), Line 58 (taxing units with the additional sales tax), Line 62 (taxing units with pollution control) or Line 67 (taxing units with the unused increment rate).	$ 0.840476 /$100

SECTION 8: Total Tax Rate

Indicate the applicable total tax rates as calculated above.

No-new-revenue tax rate. ..... $ 0.678998 /$100
As applicable, enter the 2022 NNR tax rate from: Line 26, Line 27 (counties), or Line 56 (adjusted for sales tax). Indicate the line number used: 26

Voter-approval tax rate ..... $ 0.840476 /$100
As applicable, enter the 2022 voter-approval tax rate from: Line 49, Line D49 (disaster), Line 50 (counties), Line 58 (adjusted for sales tax), Line 62 (adjusted for pollution control), Line 67 (adjusted for unused increment), or Line 80 (adjusted for emergency revenue).
Indicate the line number used: 67

De minimis rate. ..... $ 0.000000 /$100
If applicable, enter the 2022 de minimis rate from Line 72.

SECTION 9: Taxing Unit Representative Name and Signature

Enter the name of the person preparing the tax rate as authorized by the governing body of the taxing unit. By signing below, you certify that you are the designated officer or employee of the taxing unit and have accurately calculated the tax rates using values that are the same as the values shown in the taxing unit's certified appraisal roll or certified estimate of taxable value, in accordance with requirements in Tax Code. [50]

print here Randy H Riggs
Printed Name of Taxing Unit Representative

sign here
Taxing Unit Representative

8-15-2022
Date

[48] Tex. Tax Code §26.042(c)
[49] Tex. Tax Code §26.042(b)
[50] Tex. Tax Code §§ 26.04(c-2) and (d-2)

DocuSign Envelope ID: 9D0DE916-8286-4945-8BE2-4A4458D02FE1

ORDINANCE NO. 2022-587

AN ORDINANCE ESTABLISHING ADMINISTRATIVE DEPARTMENTS OF THE CITY OF WACO, TEXAS; REPEALING ALL ORDINANCES OR PARTS OF ORDINANCES IN CONFLICT HEREWITH; PROVIDING A SAVINGS CLAUSE; PROVIDING FOR AN EFFECTIVE DATE; AND FINDING AND DETERMINING THAT THE MEETING AT WHICH THIS ORDINANCE IS PASSED IS OPEN TO THE PUBLIC AS REQUIRED BY LAW.

BE IT ORDAINED BY THE CITY COUNCIL OF THE CITY OF WACO, TEXAS:

Section 1. That the departments set forth in EXHIBIT "A," attached hereto and incorporated into this ordinance by reference herein, are hereby established.

Section 2. That all ordinances or parts of ordinances in conflict with the provisions of this ordinance are hereby repealed.

Section 3. That if any provision of this ordinance shall be held to be invalid or unconstitutional, the remainder of such ordinance shall continue in full force and effect the same as if such invalid or unconstitutional provision had never been a part hereof.

Section 4. That this ordinance shall take effect immediately from and after its passage and shall remain in effect until repealed.

Section 5. That it is hereby officially found and determined that the meeting at which this ordinance is passed is open to the public and that public notice of the time, place, and purpose of said meeting was given as required by law.

PASSED AND APPROVED

First Reading: the 16th day of August 2022.

Second Reading: the 30th day of August 2022.

DocuSigned by:
Dillon Meek
5D6EC9F6473F4D7...

Dillon Meek, Mayor
City of Waco, Texas

DS

ATTEST:

DocuSigned by:
Michelle Hicks
425883FB80CC400...

Michelle Hicks, City Secretary

APPROVED AS TO FORM & LEGALITY:

DocuSigned by:
ACA FOR
7D3A67A75D614C3...

Jennifer Richie, City Attorney

DocuSign Envelope ID: 9D0DE916-8286-4945-8BE2-4A4458D02FE1

Exhibit A

City Departments

as of July 1, 2022

Animal Services

Aviation, also known as Airport

Cameron Park Zoo

City Manager's Office

City Secretary's Office

Communications and Marketing

Convention Center & Visitor's Services

Economic Development

Finance, also known as Fiscal Management Services

Fire

General Services

Health Services

Housing and Community Development

Human Resources

Information Technology

Law, also known as Legal

Library

Municipal Court

Neighborhood Engagement

Parks & Recreation

Planning, also known as Development Services

Police

Public Works

Solid Waste

Texas Ranger Hall of Fame and Museum

Water Utilities

DocuSign Envelope ID: 4708EC75-2AC4-4874-A915-FEB51775EF3B

ORDINANCE NO. 2022-599

AN ORDINANCE SETTING A TAX RATE OF $0.760000 (WHICH INCLUDES $0.619238 TO FUND MAINTENANCE AND OPERATIONS (M&O) EXPENDITURES AND $0.140762 TO PAY DEBT SERVICE) ON EACH ONE HUNDRED DOLLARS ($100.00) OF ASSESSED VALUATION OF PROPERTY; LEVYING TAXES FOR THE USE AND SUPPORT OF THE MUNICIPAL GOVERNMENT OF THE CITY OF WACO AND PROVIDING AN INTEREST AND SINKING FUND FOR THE YEAR TWO THOUSAND TWENTY-TWO / TWO THOUSAND TWENTY-THREE (2022-2023) AND APPROPRIATING EACH LEVY FOR THE SPECIFIC PURPOSE; FINDING AND DETERMINING THAT THE MEETING AT WHICH THIS ORDINANCE IS PASSED IS OPEN TO THE PUBLIC AS REQUIRED BY LAW; AND DECLARING AN EMERGENCY.

WHEREAS, the proposed tax rate is $**0.760000** (per $100) for the City of Waco Fiscal Year 2022-2023; and

WHEREAS, a public hearing on the proposed tax rate was required by law because the proposed tax rate is less than the voter-approval tax rate (formerly known as the "rollback tax rate") ($0.840476 per $100), but exceeds the no-new-revenue tax rate (formerly known as the "effective tax rate") ($0.678998 per $100) for the City of Waco Fiscal Year 2022-2023, and said public hearing on the proposed tax rate was held at a regularly-called meeting of the City of Waco City Council on September 6, 2022; and

WHEREAS, on August 30, 2022, the City Council passed Resolution No. 2022-584 to adopt and approve the City of Waco Operating Budget and Capital Improvements Program ("CIP") for Fiscal Year 2022-2023,

NOW, THEREFORE, BE IT ORDAINED BY THE CITY COUNCIL OF THE CITY OF WACO, TEXAS:

Section 1. That the recitals set forth above are true and correct.

Section 2. That the tax rate is hereby set at $0.760000 (which includes $0.619238 to fund maintenance and operations (M&O) expenditures and $0.140762 to pay debt service) on each One Hundred Dollars ($100.00) of assessed valuation of property. THIS TAX RATE WILL RAISE MORE TAXES FOR MAINTENANCE AND OPERATIONS THAN LAST YEAR'S TAX RATE. THE TAX RATE WILL EFFECTIVELY BE RAISED BY 11.93 PERCENT AND WILL RAISE TAXES FOR MAINTENANCE AND OPERATIONS ON A $100,000 HOME BY APPROXIMATELY $-7.28.

Section 3. That there shall be levied and collected, and is hereby levied for the use and support of the Municipal Government of the City of Waco, Texas ("City") and to provide an Interest and Sinking Fund **for the Fiscal Year October 1, 2022 through September 30, 2023**, upon all property, real and personal and mixed, within the corporate limits of said City subject to taxation of $**0.760000** on each One Hundred Dollars of assessed valuation of property, said tax being so levied and to be appropriated to the specific purpose hereinafter set forth as follows:

DocuSign Envelope ID: 4708EC75-2AC4-4874-A915-FEB51775EF3B

For Tax Rate of $0.760000

Each One Hundred Dollar Valuation, to-wit:

1. For General Fund **$0.619238**
2. For Interest and Sinking Fund for outstanding bonds, certificates of obligation, and lawfully incurred contractual obligations, which bonds, certificates of obligation, and contractual obligations are now known upon the City's books by serial numbers as herein below set out, there is hereby levied for said bonds, certificates of obligation and lawfully incurred contractual obligations, which shall be appropriated to the Interest and Sinking Fund of the bonds, certificates of obligation and lawfully incurred contractual obligations as is now designated by said numbers as follows:

Series	Debt Service	% of Levy	Property Tax Levy
Tax and Revenue Certificate of Obligation, Series 2014	112,325	0.64%	0.000903
Tax and Revenue Certificate of Obligation, Series 2015	115,181	0.66%	0.000926
General Obligation Refunding, Series 2015	5,000,250	28.56%	0.040200
Tax and Revenue Certificate of Obligation, Series 2016	272,681	1.56%	0.002192
General Obligation Refunding, Series 2016	277,650	1.59%	0.002232
Tax and Revenue Certificate of Obligation, Series 2017	808,544	4.62%	0.006500
Tax and Revenue Certificate of Obligation, Series 2018	1,600,675	9.14%	0.012869
Tax and Revenue Certificate of Obligation, Series 2019	1,343,513	7.67%	0.010801
General Obligation Refunding, Series 2019	822,100	4.70%	0.006609
Tax and Revenue Certificate of Obligation, Series 2020	1,760,031	10.05%	0.014150
General Obligation Refunding, Series 2021	650,675	3.72%	0.005231
Tax and Revenue Certificate of Obligation, Series 2021A	1,698,019	9.70%	0.013651
General Obligation Refunding, Series 2022	336,300	1.92%	0.002704
Tax and Revenue Certificate of Obligation, Series 2022A	2,710,527	15.48%	0.021792
Total	**17,508,471**	**100.0%**	**0.140762**

TOTAL DEBT LEVY *$0.140762*

Tax Rate FY 2022-2023:	***M&O***	***$0.619238***
	Debt	***$0.140762***
	Total Rate	***$0.760000***

Section 4. That this tax levy is in accordance with City of Waco Operating Budget and Capital Improvements Program ("CIP") for Fiscal Year 2022-2023.

Section 5. That all receipts for the City not specifically appropriated by this ordinance are hereby made to the General Fund above-mentioned.

Section 6. That all monies collected under this ordinance for the specific items therein named be, and the same are hereby appropriated and set apart for the specific purposes indicated in each item, and that the Tax Assessor-Collector and the Chief Financial Officer shall keep those accounts so as to readily and distinctly show the amount collected, the amounts expended, and the

DocuSign Envelope ID: 4708EC75-2AC4-4874-A915-FEB51775EF3B

amounts on hand at any time, belonging to such fund. It is hereby made the duty of the Tax Assessor-Collector and every person collecting money for the City of Waco to deliver to the Chief Financial Officer at any time of depositing any monies a statement showing to what fund such deposit should be made and from what source received.

Section 7. That it is hereby officially found and determined that the meeting at which this ordinance is passed is open to the public and that public notice of the time, place, and purpose of said meeting was given as required by law.

Section 8. That the need to levy taxes for the use and support of the municipal government of the City of Waco for Fiscal Year 2022-2023 creates an urgent and imperative public necessity which, for the immediate preservation of the public peace, health, safety and welfare, requires that the rule requiring the reading of ordinances on two different days be suspended, and such rule is suspended and this ordinance shall take effect upon its passage as provided by the Charter of the City of Waco, Texas.

PASSED AND APPROVED by record vote this 6th day of September 2022, with 3/4 of the Council members, qualified and serving, voting in favor of this ordinance.

DocuSigned by:
Dillon Meek
5D6EC9F6473F4D7...

Dillon Meek, Mayor
City of Waco, Texas

DS

ATTEST:

DocuSigned by:
Michelle Hicks
425883EB80CC400...

Michelle Hicks, City Secretary

APPROVED AS TO FORM & LEGALITY:

DocuSigned by:
ACA FOR
7D3A67A75D614C3...

Jennifer Richie, City Attorney

APPROVED:

DocuSigned by:
Nicholas Sarpy
4FF20BCFD08646C...

Nicholas B. Sarpy, Chief Financial Officer