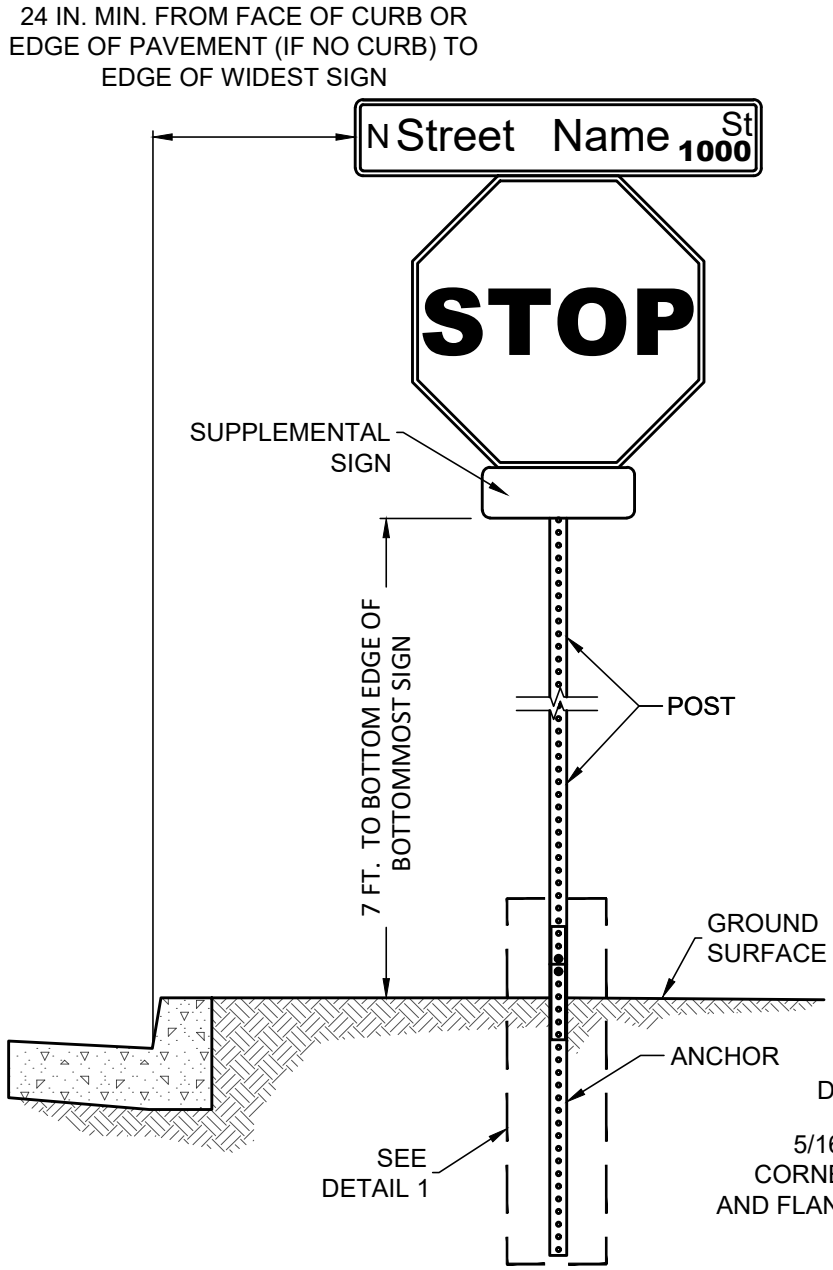

ELEVATION

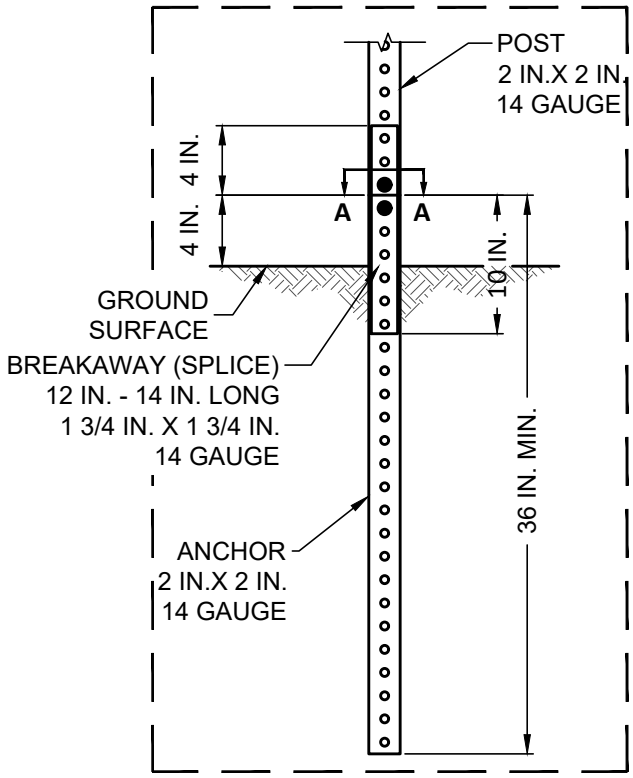

DETAIL 1

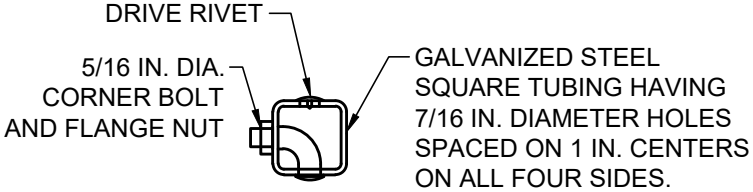

SECTION A-A

NOTES:

1. SIGN AND SIGN POST SHALL BE TWO SEPARATE PAY ITEMS.
2. SIGN POST SHALL BE PLUMB (TRUE VERTICAL) IN ALL DIRECTIONS, AND SIGNS SHALL BE BE PERPENDICULAR TO POST.
3. SIGN SHALL BE FASTENED TO POST USING JUMBO HEAD DRIVE RIVETS.
4. IF TRAFFIC CONTROL SIGN (E.G., STOP, YIELD) IS REQUIRED, IT SHALL BE LOCATED BELOW THE STREET NAME SIGN.
5. SUPPLEMENTAL SIGN(S) SHALL BE LOCATED BELOW THE TRAFFIC CONTROL SIGN.
6. DRIVE RIVETS SHALL BE JUMBO HEAD, SHALL HAVE 3/8 INCH DIAMETER SHANK, AND SHALL HAVE A 1 INCH DIAMETER HEAD.
7. ANCHOR POST SHALL BE DRIVEN INTO THE GROUND OR SET IN 3000 PSI CONCRETE HAVING 1 FOOT DIAMETER AND A 26 INCH DEPTH. ANCHOR POST SHALL BE WRAPPED IF IT IS SET IN CONCRETE.

SIGN POST INSTALLATION

(NO SCALE)

CITY OF WACO

ENGINEERING DIVISION

DISCLAIMER: THE USE OF THIS STANDARD IS GOVERNED BY THE "TEXAS ENGINEERING PRACTICE ACT". NO WARRANTY OF ANY KIND IS MADE BY THE CITY OF WACO FOR ANY PURPOSE WHATSOEVER. THE CITY OF WACO ASSUMES NO RESPONSIBILITY FOR THE CONVERSION OF THIS STANDARD TO OTHER FORMATS OR FOR INCORRECT RESULTS OR DAMAGES RESULTING FROM ITS USE.

REVISIONS

NO.	COMMENTS	BY	DATE
##	DESCRIPTION	FL	MM/DD/YYYY

DATE
01/01/2024

T-6