


S is for Science, Part I

Waco Mammoth National Monument—Alphabet Mastery Pack



Summary

This pack contains a full set of letter fluency worksheets. Each sheet features a sentence focused on one letter of the alphabet as well as one scientific topic.



Objectives

- Develop fine motor skills
- Practice writing letters
- Connect letters with sounds
- Learn science vocabulary words
- Learn about animal behavior
- Learn about different scientific careers

In this pack, you will find:

- Head Start domains
- TEKS alignment
- 13 letter fluency sheets

Head Start Domains/Early Childhood Learning Objectives

Physical Development & Health: fine motor skills

Logic and Reasoning: classifies objects, symbolic representation

Language Development: vocabulary

Literacy: phonological awareness, alphabet knowledge, print conventions, early writing

Mathematics: number concepts, spatial sense

Science: scientific skills & method, conceptual knowledge of the natural & physical world

Creative Arts Expression: art

Social Studies: self, family & community; people & the environment

English Language Development: engagement in English literary activities

Kindergarten TEKS Alignment

§110.11 ELA: 1A-D, 2AE, 3AB, 5A, 10A, 17A-C

§112.11 Science: 3C, 5A, 6C, 7C, 8C, 9B

§113.11 Social Studies: 5AB, 7AB, 11B, 13AB

§117.2 Art: 1B, 2C, 3AC


Handwriting fonts by Kimberly Geswein.

www.kimberlygeswein.com

Permission for reproduction of this material by teachers for classroom use only, not commercial resale, is granted. "S is for Science" designed by Dava Butler for the Waco Mammoth Site, August 2014.

Name:

Aa




Andy the armadillo

ate all the ants.

Name: _____


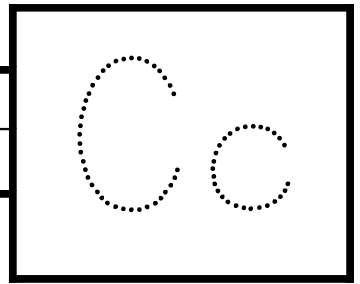
Bb



Bobby brings bats

back to the lab.

Name:



Cathy collects


crystals in caves.



Permission for reproduction of this material by teachers for classroom use only, not commercial resale, is granted. "S is for Science" designed by Dava Butler for the Waco Mammoth Site, August 2014.

Name:


Dd



Dan digs in the dirt
for dinosaurs.

Name: _____

Ee




Eva explores the
temples in Egypt.



Permission for reproduction of this material by teachers for classroom use only, not commercial resale, is granted. "S is for Science" designed by Dava Butler for the Waco Mammoth Site, August 2014.

Name: _____

Ff



Felix found five

fossil fish.



CITY OF WACO
PARKS & RECREATION

Permission for reproduction of this material by teachers for classroom use only, not commercial resale, is granted.
"S is for Science" designed by Dava Butler for the Waco Mammoth Site, August 2014.

Name: _____

Gg



Greg digs in a grid
on the ground.

Name:

Hh



Herons hang out on
hippos' heads.




CITY OF WACO
PARKS & RECREATION

Permission for reproduction of this material by teachers for classroom use only, not commercial resale, is granted.
"S is for Science" designed by Dava Butler for the Waco Mammoth Site, August 2014.

Name: _____

Ii



Irene inspects ice
in the Arctic.

Name: _____

Jj




Jeremy jaunts in the
jungle to find jaguars.



Permission for reproduction of this material by teachers for classroom use only, not commercial resale, is granted.
"S is for Science" designed by Dava Butler for the Waco Mammoth Site, August 2014.

Name: _____


Kk



Kip likes to look at
kangaroo tracks.

Name: _____

L




L i l a b e l s l i t t l e b o t t l e s

i n t h e l a b .

Name: _____

Mm



Mia saw a mammoth
at the museum.