

PROMOTE • PREVENT • PROTECT



WACO - MC LENNAN COUNTY  
Public Health District



# COVID -19 Status Report

November 19-December 2, 2022

# COVID-19 Status Report

November 19 - December 2, 2022

## TABLE OF CONTENTS

<a href="#">Key Metrics</a>	3
<a href="#">Trend Graphs</a>	4
<a href="#">Health District Vaccination Clinics</a>	6

# COVID-19 Status Report

## November 19 - December 2, 2022

### KEY METRICS

**COVID-19 Community Threat Level**

**Low**

Total Cases

82,294

Total Fatalities

906

Vaccines Administered

351,904

Hospitalization Rate in TSA M

2.54%

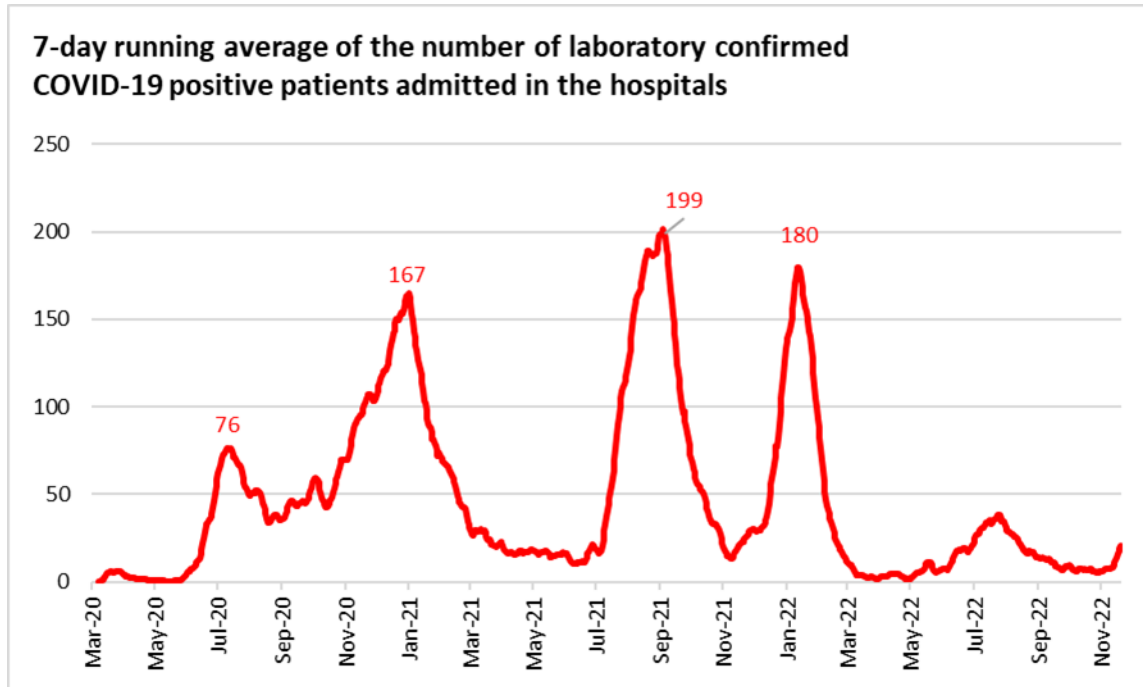
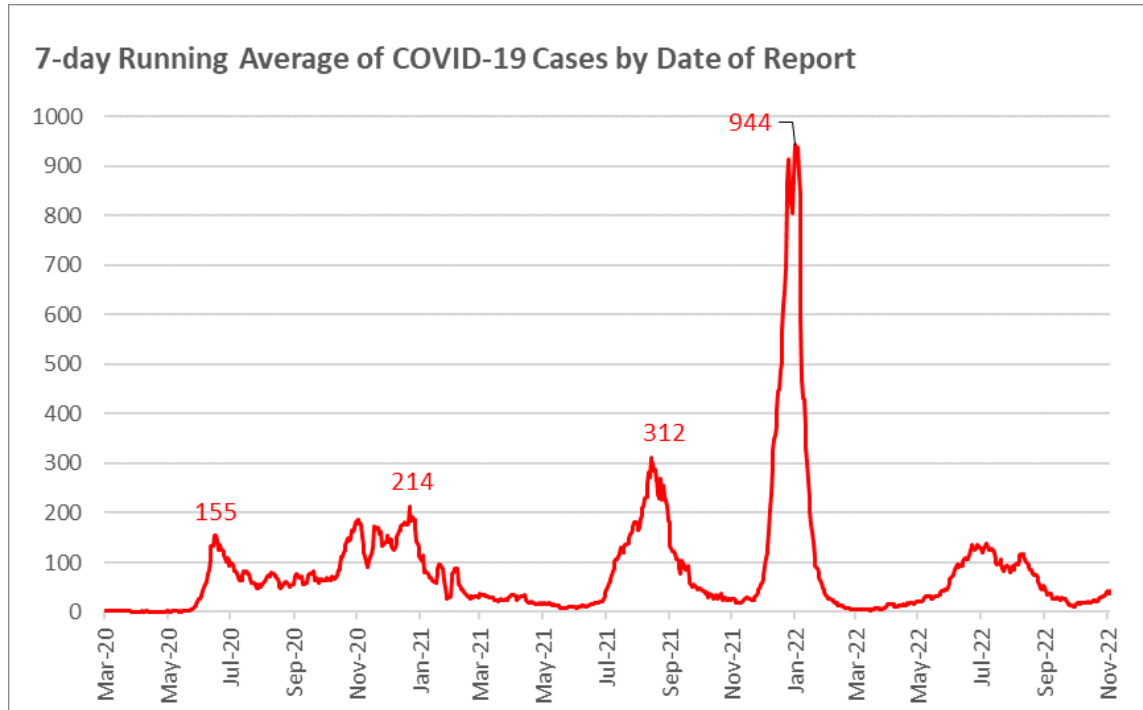
	November 19-25, 2022	November 25- December 2, 2022	Percent Change from previous week to this week
<b>REPORTED CASES</b>			
New Cases	294	429	<b>+46%</b>
Confirmed Cases	114	196	
Probable Cases	180	233	
7-day average number of cases per day	39	51	<b>+31%</b>
7-day incidence rate per 100k per day	15	20	<b>+33%</b>
<b>HOSPITAL ADMISSIONS AND FATALITIES</b>			
7-day average number of Lab confirmed COVID-19 patients admitted in the hospitals	8	17	<b>+113%</b>
New Fatalities	0	0	<b>No Change</b>

\*Testing data and positivity rate can be found on the [COVIDWaco.com](https://www.COVIDWaco.com) website.

# COVID-19 Status Report

## November 19 - December 2, 2022

### TRENDS GRAPHS

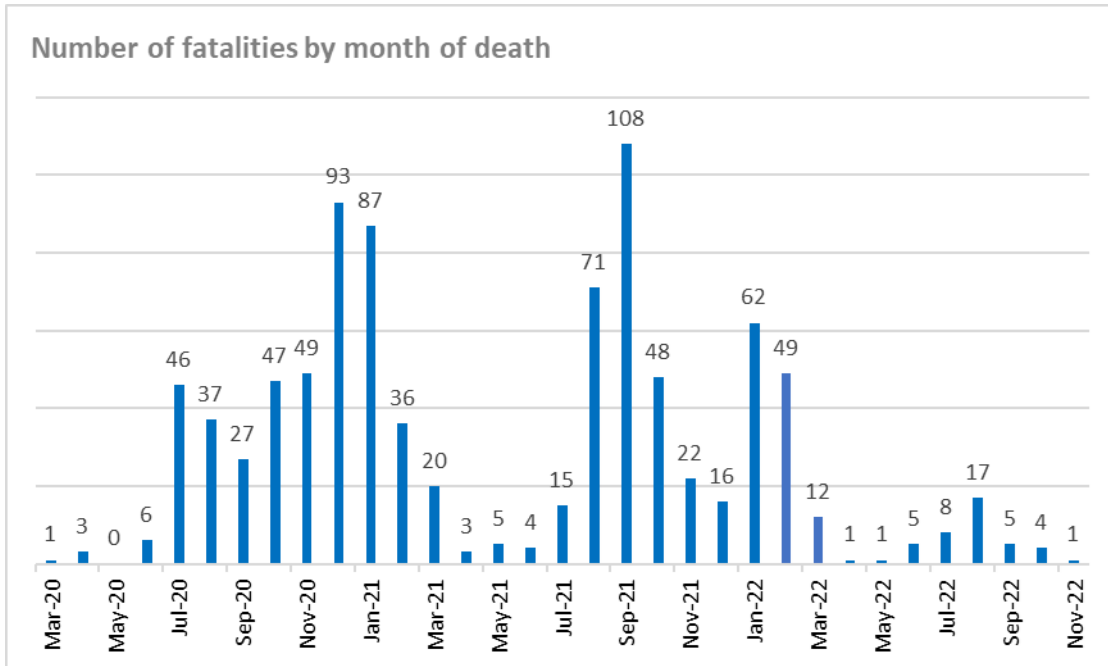


Additional data can be found on [covidwaco.com](https://covidwaco.com)

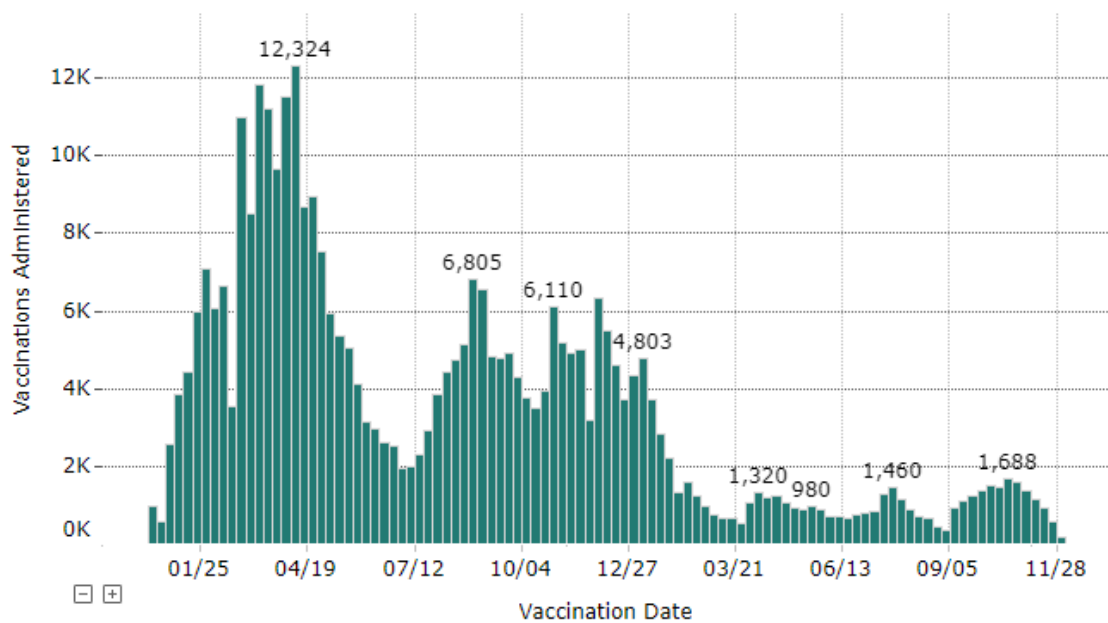
# COVID-19 Weekly Status Report

November 19 - December 2, 2022

## TRENDS GRAPHS



Vaccinations by Week in McLennan County



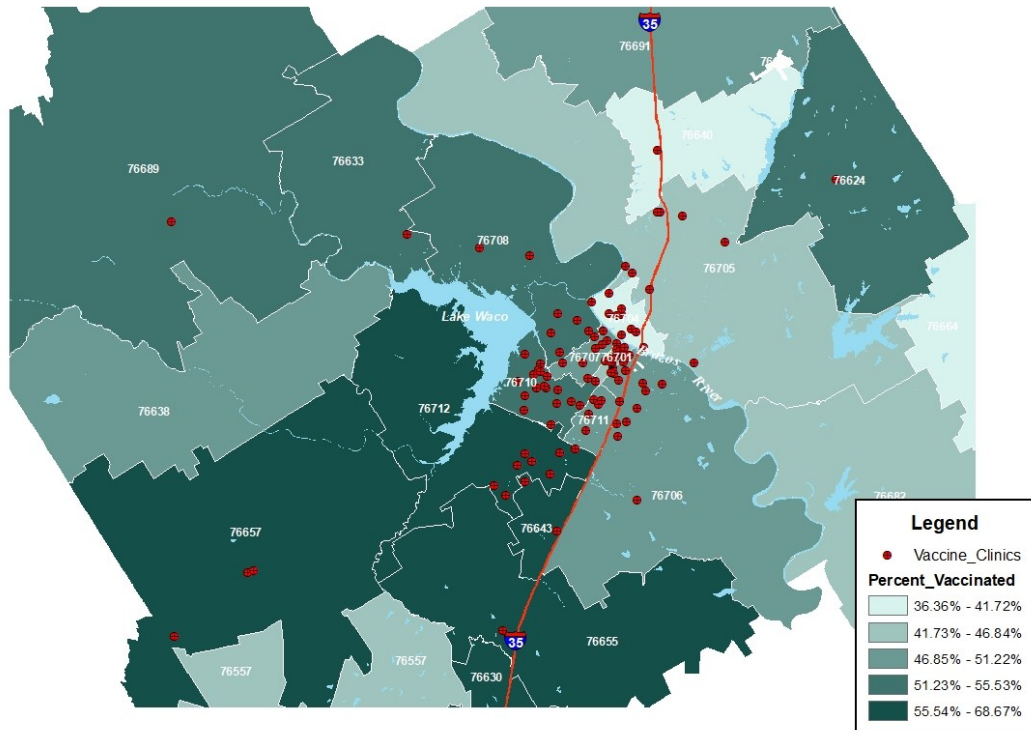
Additional data can be found on [covidwaco.com](https://covidwaco.com)

# COVID-19 Status Report

## November 19 - December 2, 2022

### HEALTH DISTRICT VACCINATION CLINICS

Figure 4. Community-based Vaccination Clinics Hosted by the Health District



Row Labels	Count of Clinics Hosted	Total Doses Given
Church	73	1265
City/County Campus	34	393
Community Center	13	192
Community Event	47	692
First Responders	8	85
FQHC	2	17
Homeless Shelters	9	135
Hospitals	3	30
Jails	11	343
Libraries	2	28
Manufacturing/Private Employer	156	2752
Non-Profits	54	635
Other	74	1001
School	2	54
Schools	251	7569
(blank)		47983
<b>Grand Total</b>	<b>739</b>	<b>63174</b>