

PROMOTE • PREVENT • PROTECT



WACO - MC LENNAN COUNTY
Public Health District



COVID -19 Status Report

November 12-25, 2022

COVID-19 Status Report

November 12 - 25, 2022

TABLE OF CONTENTS

Key Metrics	3
Trend Graphs	4
Health District Vaccination Clinics	6

COVID-19 Status Report

November 12 - 25, 2022

KEY METRICS

COVID-19 Community Threat Level

Low

Total Cases

81,811

Total Fatalities

906

Vaccines Administered

351,681

Hospitalization Rate in TSA M

2.45%

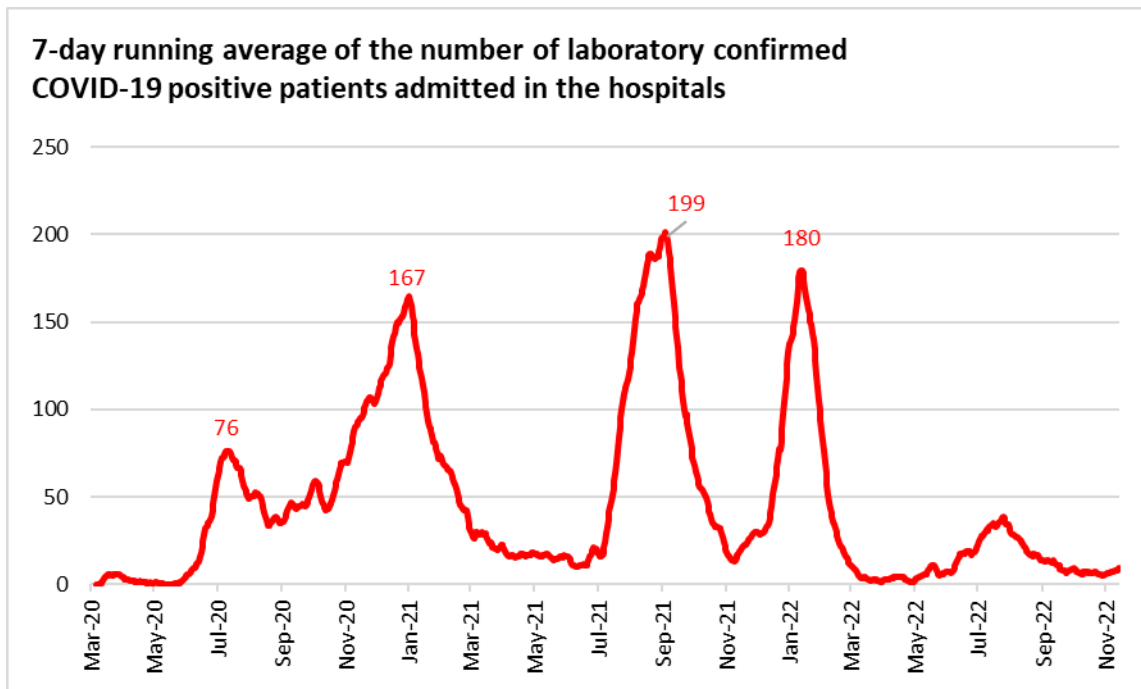
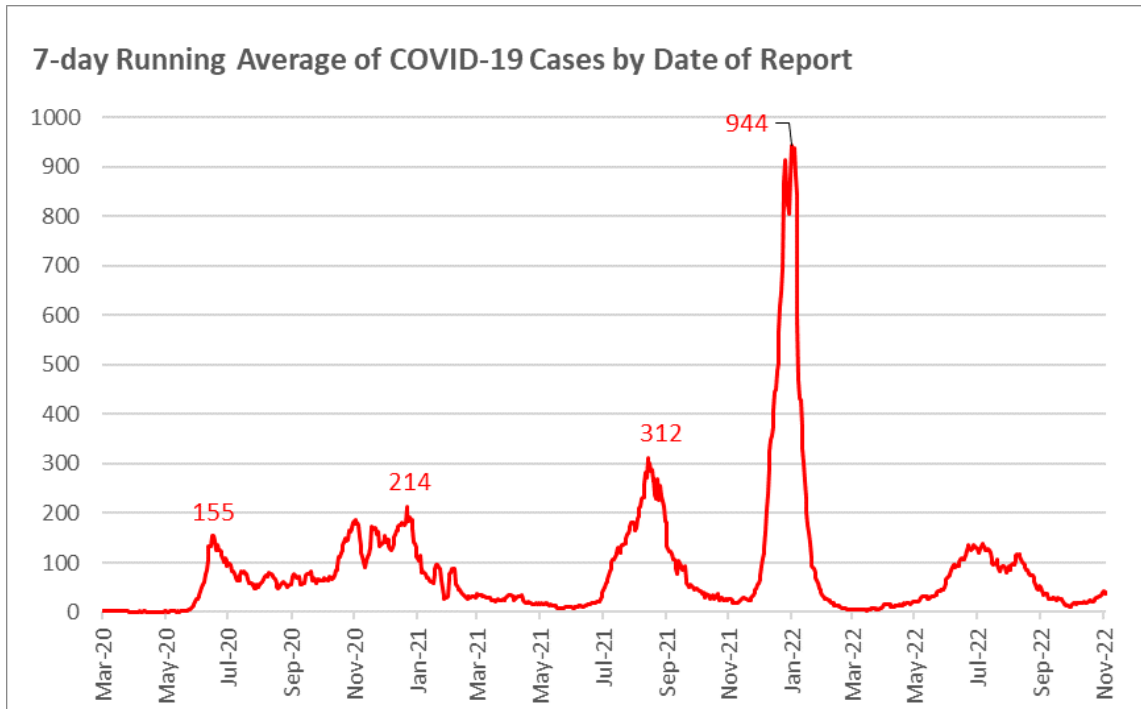
	November 12-18, 2022	November 19-25, 2022	Percent Change from previous week to this week
REPORTED CASES			
New Cases	198	294	+48%
Confirmed Cases	95	114	
Probable Cases	103	180	
7-day average number of cases per day	32	39	+22%
7-day incidence rate per 100k per day	13	15	+15%
HOSPITAL ADMISSIONS AND FATALITIES			
7-day average number of Lab confirmed COVID-19 patients admitted in the hospitals	7	8	+14%
New Fatalities	2	0	-100%

*Testing data and positivity rate can be found on the [COVIDWaco.com](https://www.COVIDWaco.com) website.

COVID-19 Status Report

November 12 - 25, 2022

TRENDS GRAPHS

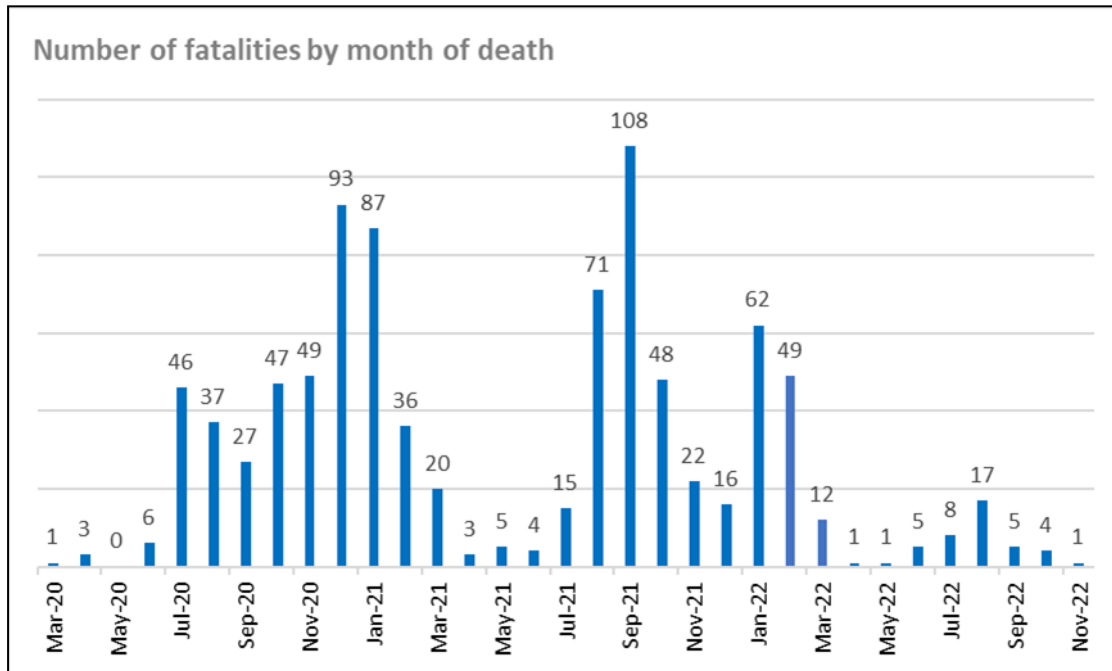


Additional data can be found on covidwaco.com

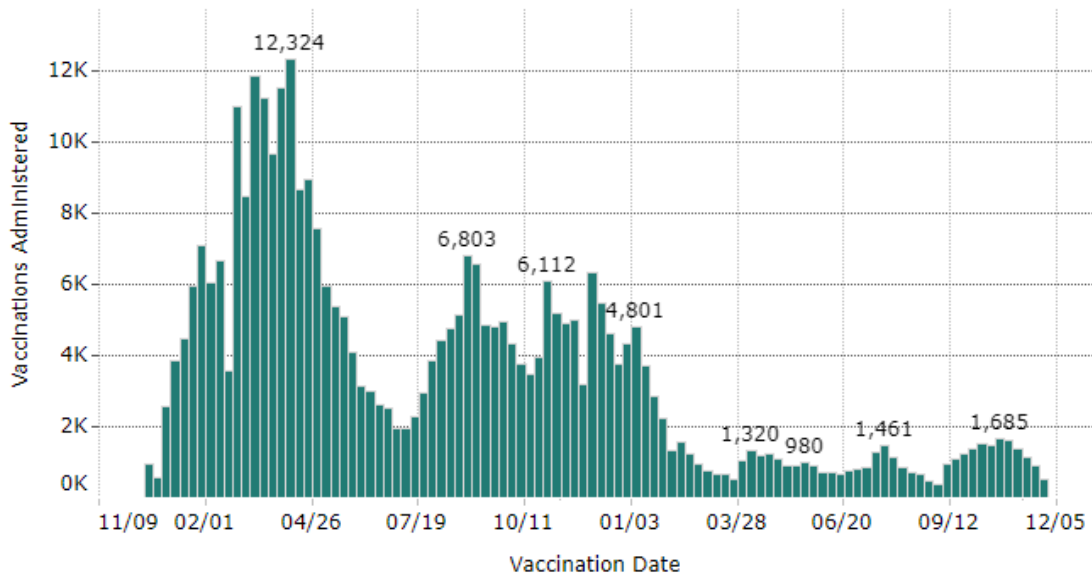
COVID-19 Weekly Status Report

November 12 - 25, 2022

TRENDS GRAPHS



Vaccinations by Week in McLennan County



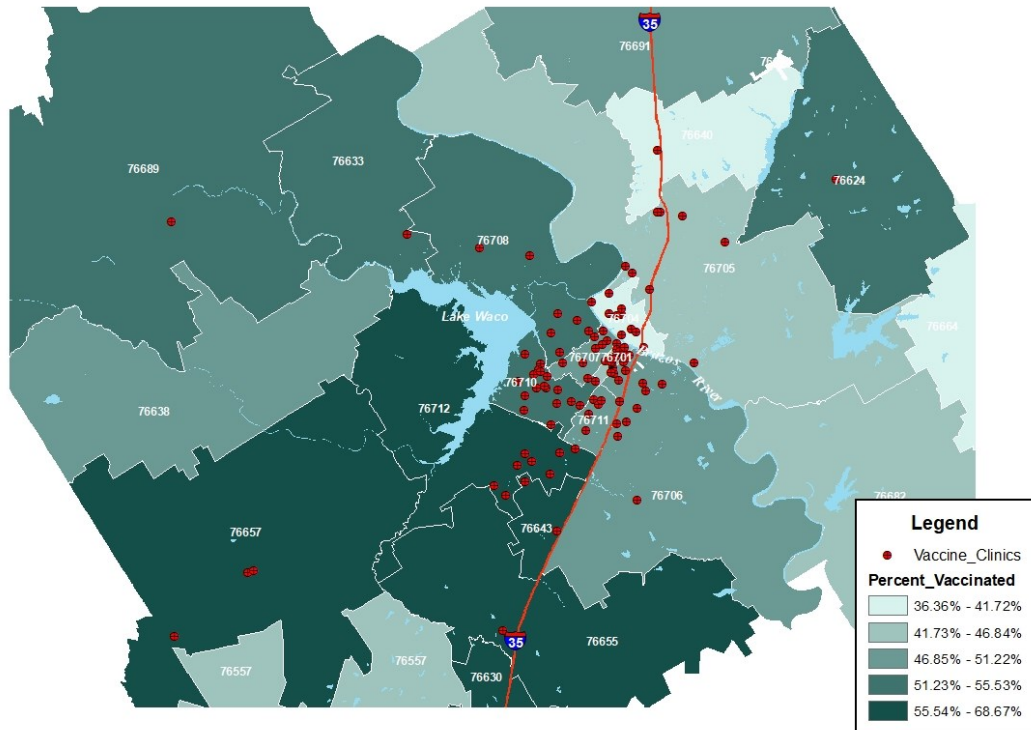
Additional data can be found on covidwaco.com

COVID-19 Status Report

November 5 - 18, 2022

HEALTH DISTRICT VACCINATION CLINICS

Figure 4. Community-based Vaccination Clinics Hosted by the Health District



Row Labels	Count of Clinics Hosted	Total Doses Given
Church	73	1265
City/County Campus	34	393
Community Center	13	192
Community Event	47	692
First Responders	8	85
FQHC	2	17
Homeless Shelters	9	135
Hospitals	3	30
Jails	11	343
Libraries	2	28
Manufacturing/Private Employer	156	2752
Non-Profits	54	635
Other	73	997
School	2	54
Schools	250	7558
(blank)		47983
Grand Total	737	63159