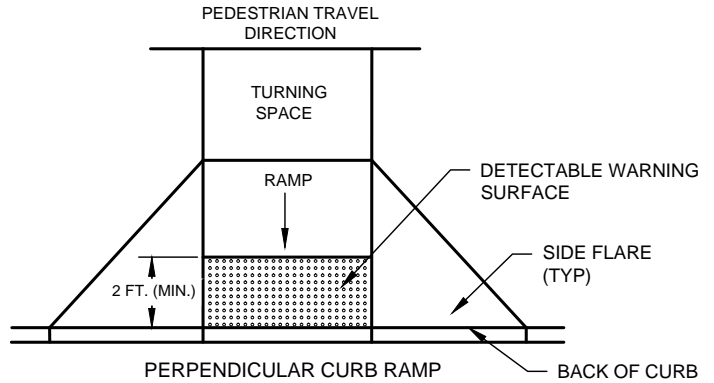
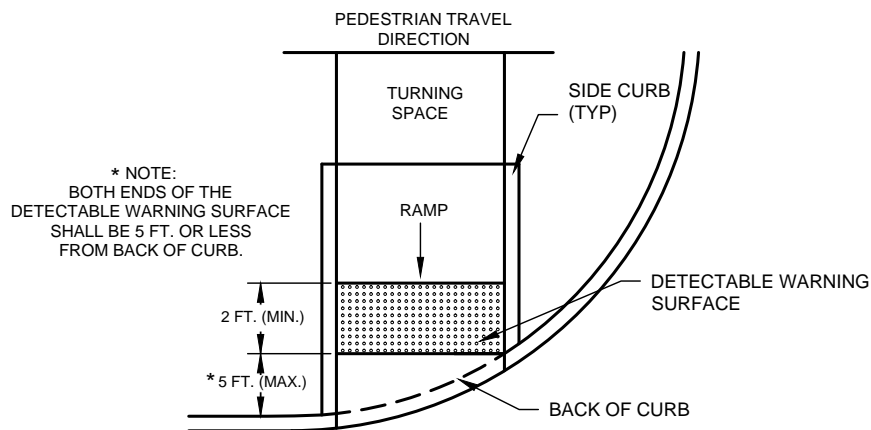


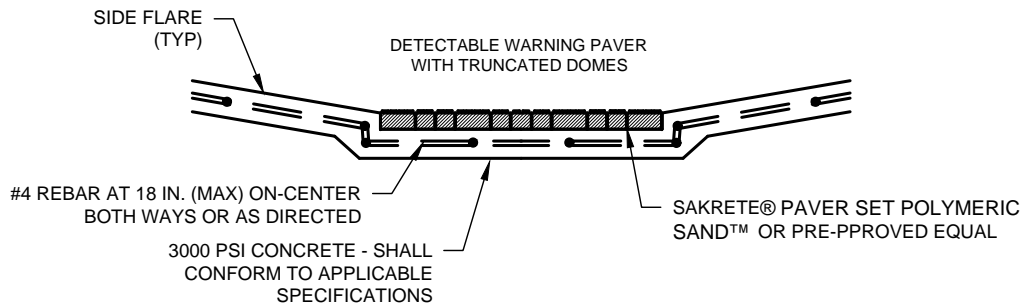
TYPICAL PLACEMENT OF DETECTABLE WARNING SURFACE ON LANDING AT STREET EDGE.



TYPICAL PLACEMENT OF DETECTABLE WARNING SURFACE ON SLOPING RAMP RUN.



DIRECTIONAL CURB RAMP
TYPICAL PLACEMENT OF DETECTABLE WARNING SURFACE ON SLOPING RAMP RUN.



SECTION VIEW DETAIL
CURB RAMP AT DETECTABLE WARNINGS

DETECTABLE WARNING SURFACE DETAILS (NO SCALE)

SEE SHEETS SW-5 AND SW-6 FOR GENERAL NOTES AND LEGEND

DISCLAIMER: THE USE OF THIS STANDARD IS GOVERNED BY THE "TEXAS ENGINEERING PRACTICE ACT". NO WARRANTY OF ANY KIND IS MADE BY THE CITY OF WACO FOR ANY PURPOSE WHATSOEVER. THE CITY OF WACO ASSUMES NO RESPONSIBILITY FOR THE CONVERSION OF THIS STANDARD TO OTHER FORMATS OR FOR INCORRECT RESULTS OR DAMAGES RESULTING FROM ITS USE.



ENGINEERING
DIVISION



| REVISIONS | | | |
|-----------|-------------|----|------------|
| NO. | COMMENTS | BY | DATE |
| | | | |
| | | | |
| | | | |
| | | | |
| ## | DESCRIPTION | FL | MM/DD/YYYY |

DATE
01/10/2022

SW-9