

PROMOTE • PREVENT • PROTECT



WACO - MC LENNAN COUNTY
Public Health District



COVID -19 Status Report

September 10-16, 2022

COVID-19 Status Report

September 10-16, 2022

TABLE OF CONTENTS

Key Metrics	3
Trend Graphs	4
Health District Vaccination Clinics	6

COVID-19 Status Report

September 10-16, 2022

KEY METRICS

COVID-19 Community Threat Level

Low

Total Cases

79,834

Total Fatalities

898

Vaccines Administered

337,344

Hospitalization Rate in TSA M

2.38%

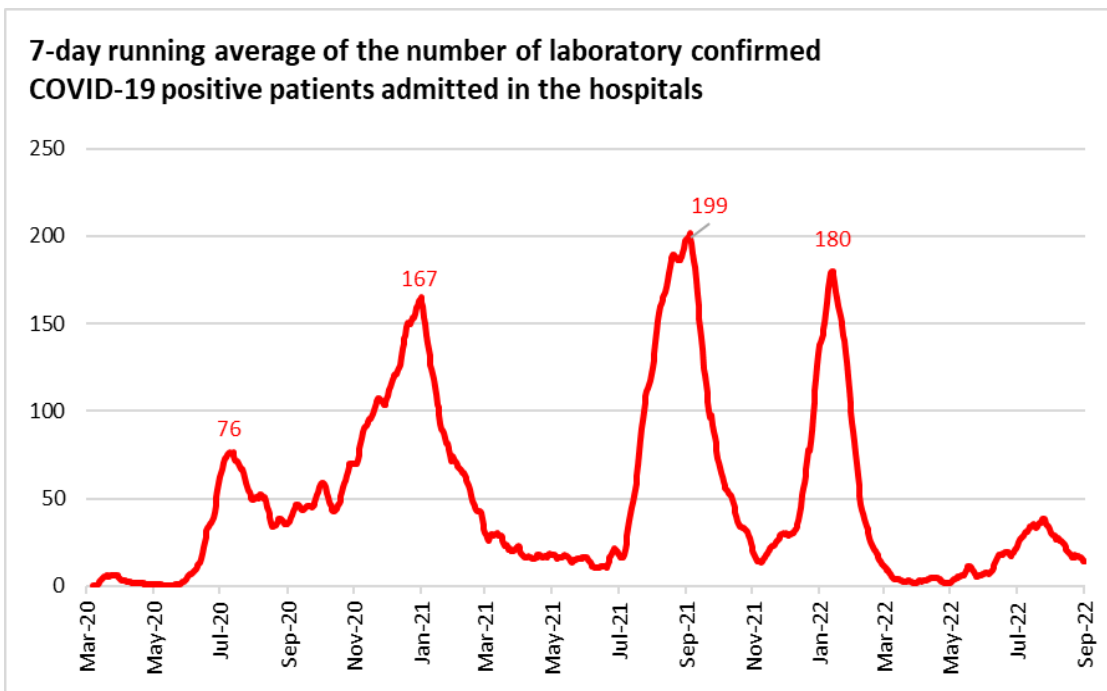
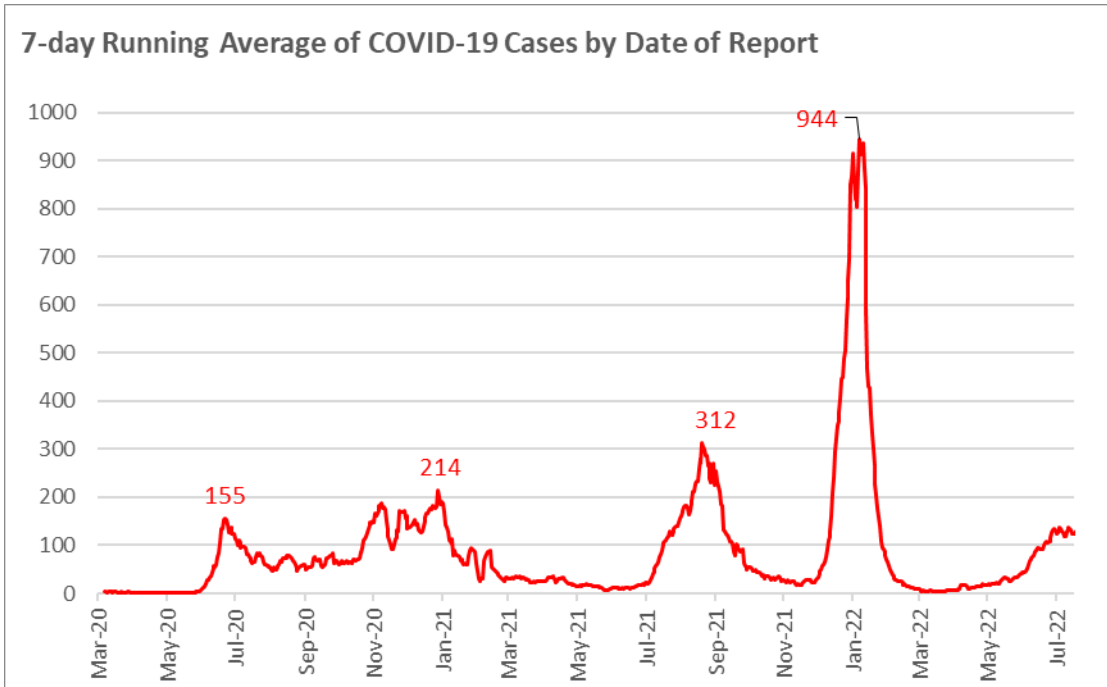
	September 3-9, 2022	September 10-16, 2022	Percent Change from previous week to this week
REPORTED CASES			
New Cases	594	450	-32%
Confirmed Cases	276	180	
Probable Cases	318	270	
7-day average number of cases per day	85	61	-39%
7-day incidence rate per 100k per day	33	24	-38%
HOSPITAL ADMISSIONS AND FATALITIES			
7-day average number of Lab confirmed COVID-19 patients admitted in the hospitals	17	14	-21%
New Fatalities	4	0	-100%

*Testing data and positivity rate can be found on the [COVIDWaco.com](https://www.COVIDWaco.com) website.

COVID-19 Status Report

September 10-16, 2022

TRENDS GRAPHS

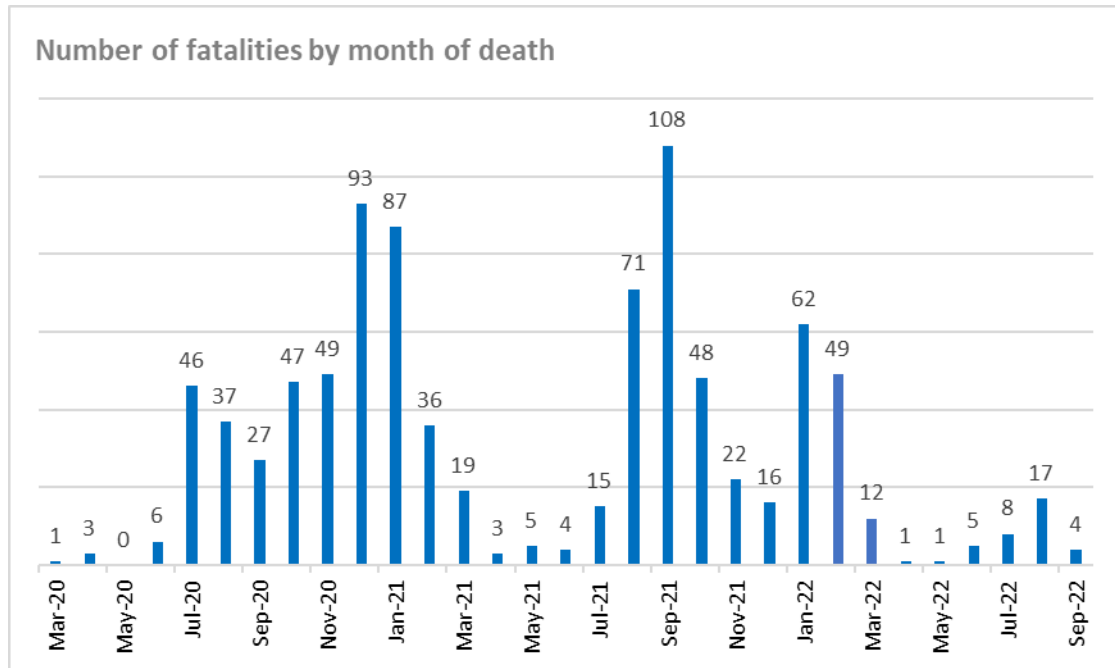


Additional data can be found on covidwaco.com

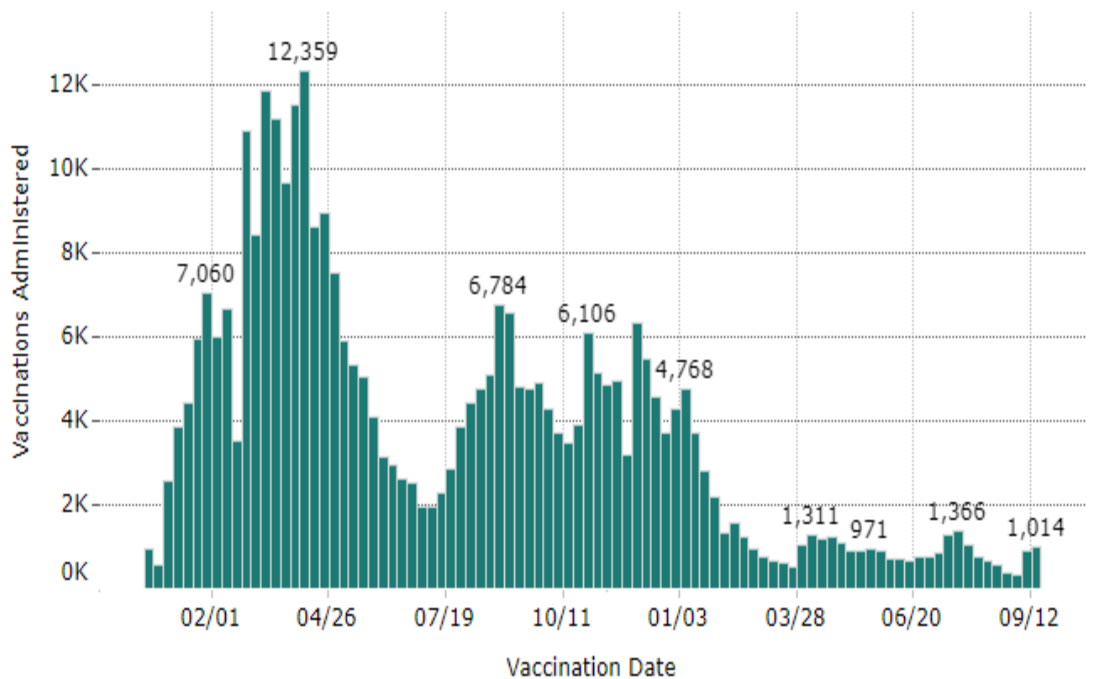
COVID-19 Weekly Status Report

September 10-16, 2022

TRENDS GRAPHS



Vaccinations by Week in McLennan County



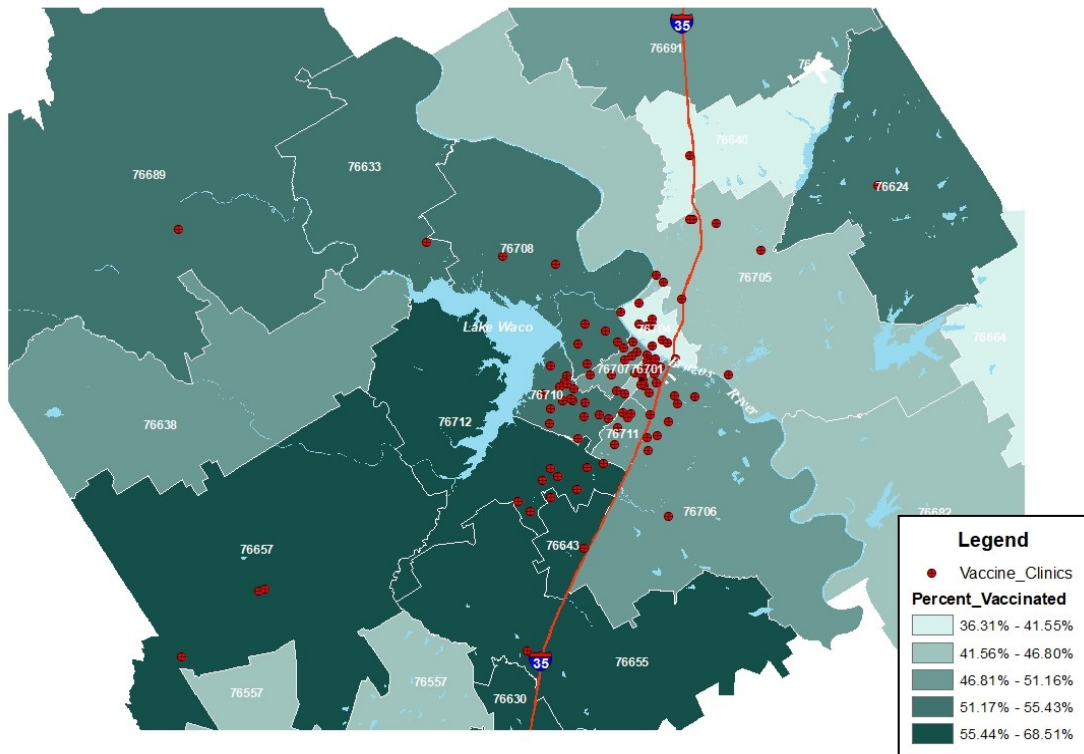
Additional data can be found on covidwaco.com

COVID-19 Status Report

September 10-16, 2022

HEALTH DISTRICT VACCINATION CLINICS

Figure 4. Community-based Vaccination Clinics Hosted by the Health District



Row Labels	Count of Clinics Hosted	Total Doses Given
Church	72	1260
City/County Campus	34	393
Community Center	13	192
Community Event	46	683
First Responders	8	85
FQHC	2	17
Homeless Shelters	9	135
Hospitals	3	30
Jails	11	343
Libraries	2	28
Manufacturing/Private Employer	148	2641
Non-Profits	53	631
Other	47	681
School	2	54
Schools	234	7310
(blank)		47983
Grand Total	684	62466