

PROMOTE • PREVENT • PROTECT



WACO - MC LENNAN COUNTY  
Public Health District



# COVID -19 Status Report

January 28 – February 24, 2023

# COVID-19 Status Report

## January 28—February 24, 2023

### TABLE OF CONTENTS

<a href="#">Key Metrics</a>	3
<a href="#">Trend Graphs</a>	4
<a href="#">Health District Vaccination Clinics</a>	6

# COVID-19 Status Report

## January 28—February 24, 2023

### KEY METRICS

**COVID-19 Community Threat Level**

**Low**

Total Cases

86,584

Total Fatalities

932

Vaccines Administered

358,679

Hospitalization Rate in TSA M

1.45%

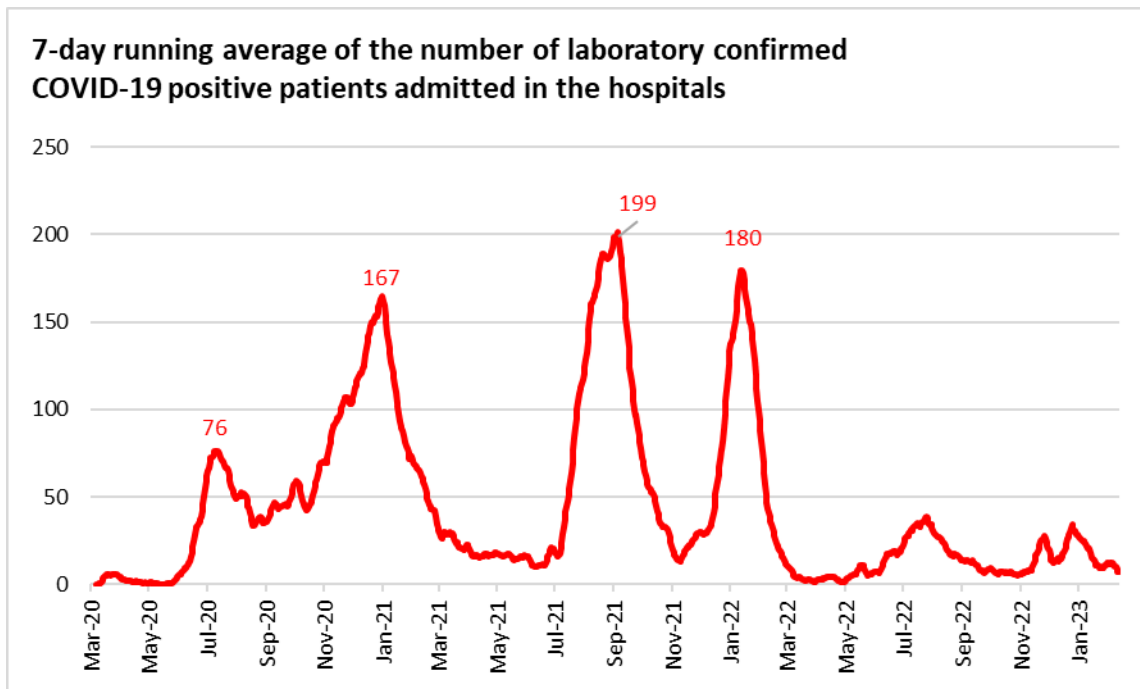
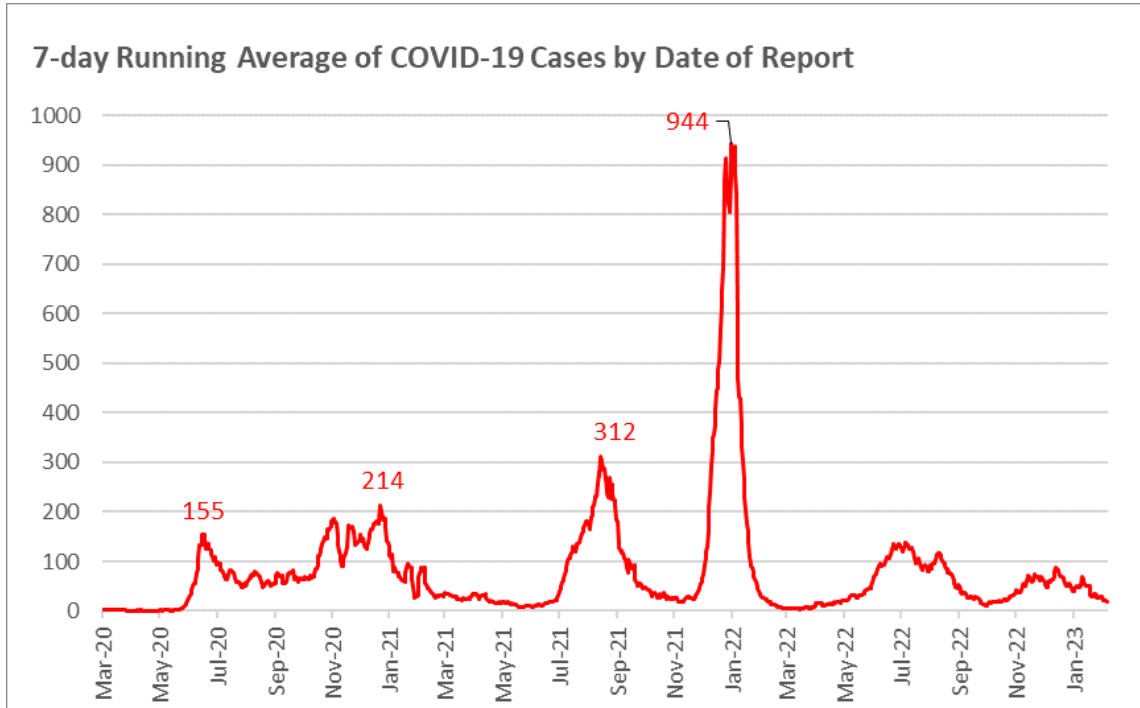
	January 28 - February 10, 2023	February 11-24, 2023	Percent Change from previous week to this week
<b>REPORTED CASES</b>			
<b>New Cases</b>	648	357	<b>-45%</b>
<b>14-day average number of cases per day</b>	46	26	<b>-43%</b>
<b>14-day incidence rate per 100k per day</b>	18	10	<b>-44%</b>
<b>HOSPITAL ADMISSIONS AND FATALITIES</b>			
<b>14-day average number of Lab confirmed COVID-19 patients admitted in the hospitals</b>	10	9	<b>-10%</b>
<b>New Fatalities</b>	6	2	<b>-67%</b>

\*Testing data and positivity rate can be found on the [COVIDWaco.com](https://www.COVIDWaco.com) website.

# COVID-19 Status Report

## January 28—February 24, 2023

### TRENDS GRAPHS

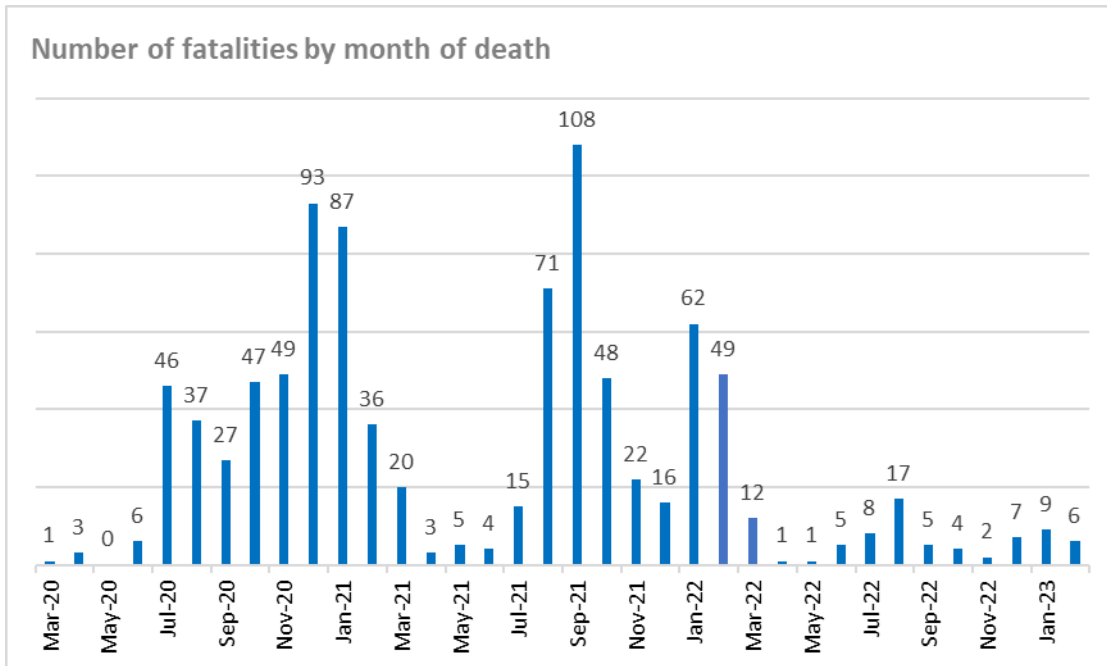


Additional data can be found on [covidwaco.com](https://covidwaco.com)

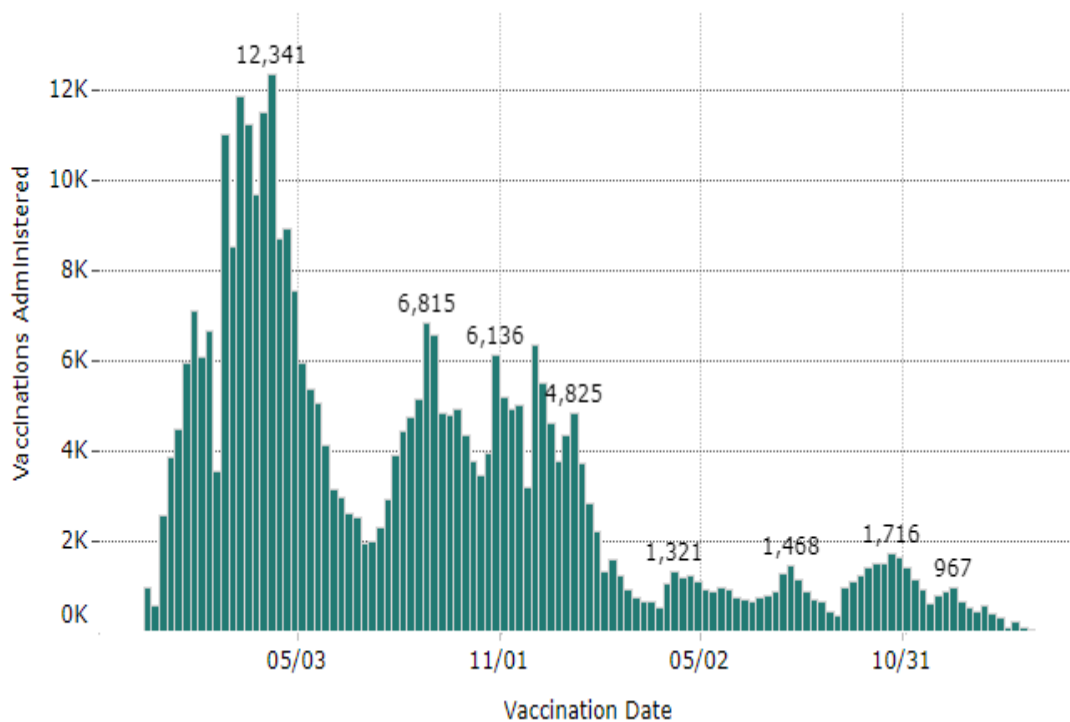
# COVID-19 Weekly Status Report

January 28—February 24, 2023

## TRENDS GRAPHS



Vaccinations by Week in McLennan County



Additional data can be found on [covidwaco.com](https://www.covidwaco.com)