

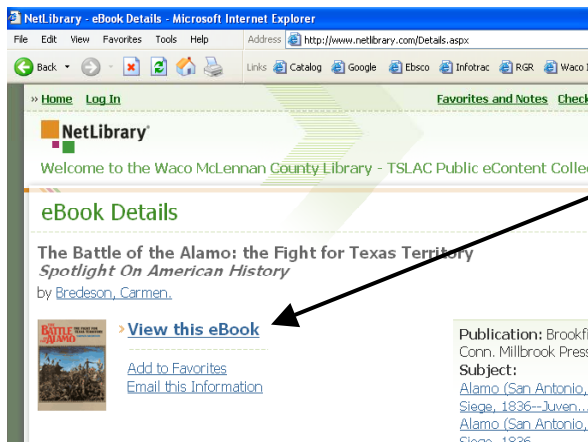
Using eBooks in the Library or How NetLibrary Works

While searching the library's Catalog, you may see items whose format is "Electronic Resource".

Many of these items are eBooks and they are available to you to read on your computer. You may access them from either the library or on a computer from home or work with a username and password.



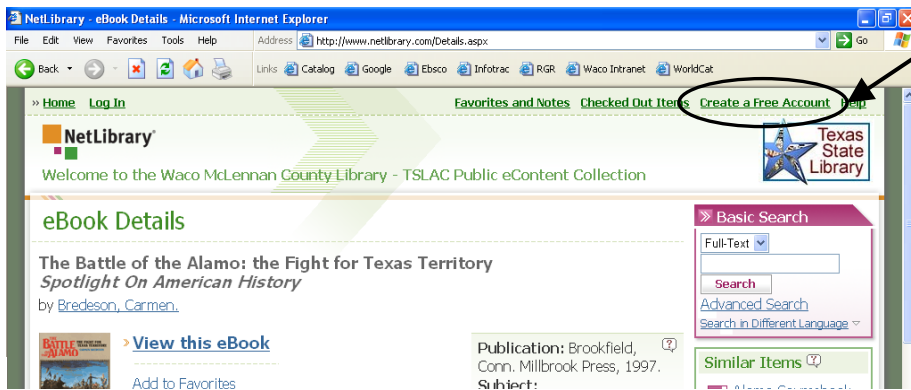
To access an eBook, click on the NetLibrary link in the catalog record.



You may view the eBook contents as long as it is not in use by another person. To view the NetLibrary eBook click on the "View this eBook" link.

If you are not at the library you will be asked for your NetLibrary username and password.

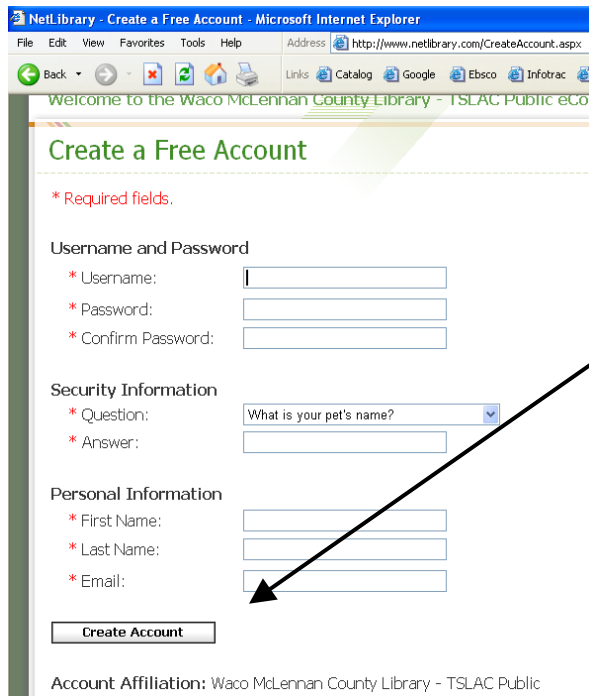
See below for instructions on how to set up an account.



Creating a NetLibrary Account

If you do not have a NetLibrary account, click on the "Create a Free Account" link in the upper right hand corner.

You must set up your NetLibrary account from a computer in the Library.



Fill in the blanks on the form; you will need to choose a username and a password, answer a security question, and enter your first name, last name and e-mail address.

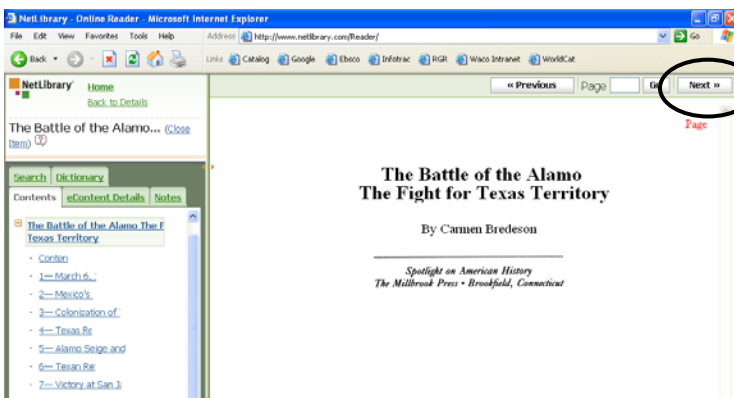
When done, click on "Create Account".

After creating your account, you will be returned to the eBook where you can now view e-books from a home or work computer, do other tasks such as search within the text of the book, create your own Notes, and print pages from the book.

With your NetLibrary account, you are able to access NetLibrary eBooks from a home or work computer via the internet.

Reading NetLibrary eBooks

The screen is divided into two sections – on the left is a column that contains the table of contents, and on the right is the book's title page.



To read the book, either click on the red "Next" button in the up right hand corner to turn individual pages or on the chapter headings in the Table of Contents to move to a new chapter.

For more help using NetLibrary eBooks or your account, look for the "Help" button at the top of most NetLibrary screens or call the Library's Information Desk at 254-750-5944.